

RESULTS BOOK



Bowling



THE WORLD GAMES
WROCLAW 2017

T+TISSOT
SWISS WATCHES SINCE 1853

RESULTS BOOK

TABLE OF CONTENT

	Bowling	1
1	Table of Contents	2
2	Number of Entries by NOC	6
3	Medallists by Event	7
4	Medal Standings	8
5	Men's Singles	9
5.1	Results Summary	10
5.2	Brackets	12
5.3	Medallists	13
5.4	Finals	14
5.4.1	Bronze Medal Match #16 Results	14
5.4.2	Gold Medal Match #17 Results	15
5.5	Semifinal	16
5.5.1	Semifinal 1 Results	16
5.5.2	Semifinal 2 Results	17
5.6	Quarterfinal	18
5.6.1	Quarterfinal 1 Results	18
5.6.2	Quarterfinal 2 Results	19
5.6.3	Quarterfinal 3 Results	20
5.6.4	Quarterfinal 4 Results	21
5.7	Round of 16	22
5.7.1	Match 1 Results	22
5.7.2	Match 2 Results	23
5.7.3	Match 3 Results	24
5.7.4	Match 4 Results	25
5.7.5	Match 5 Results	26
5.7.6	Match 6 Results	27
5.7.7	Match 7 Results	28
5.7.8	Match 8 Results	29





5.8	Qualification	30
5.8.1	Results	30
6	Men's Doubles	31
6.1	Results Summary	32
6.2	Brackets	38
6.3	Round Robin Summary	39
6.4	Tournament Summary	40
6.5	Medallists	41
6.6	Finals	42
6.6.1	Bronze Medal Match #31 Results	42
6.6.2	Gold Medal Match #32 Results	43
6.7	Semifinal	44
6.7.1	Semifinal 1 Results	44
6.7.2	Semifinal 2 Results	45
6.8	Quarterfinal	46
6.8.1	Quarterfinal 1 Results	46
6.8.2	Quarterfinal 2 Results	47
6.8.3	Quarterfinal 3 Results	48
6.8.4	Quarterfinal 4 Results	49
6.9	Pool Round - Pool D	50
6.9.1	Match 1 Results	50
6.9.2	Match 2 Results	51
6.9.3	Match 3 Results	52
6.9.4	Match 4 Results	53
6.9.5	Match 5 Results	54
6.9.6	Match 6 Results	55
6.10	Pool Round - Pool C	56
6.10.1	Match 1 Results	56
6.10.2	Match 2 Results	57
6.10.3	Match 3 Results	58
6.10.4	Match 4 Results	59
6.10.5	Match 5 Results	60
6.10.6	Match 6 Results	61
6.11	Pool Round - Pool B	62
6.11.1	Match 1 Results	62
6.11.2	Match 2 Results	63
6.11.3	Match 3 Results	64
6.11.4	Match 4 Results	65
6.11.5	Match 5 Results	66
6.11.6	Match 6 Results	67





6.12	Pool Round - Pool A	68
6.12.1	Match 1 Results	68
6.12.2	Match 2 Results	69
6.12.3	Match 3 Results	70
6.12.4	Match 4 Results	71
6.12.5	Match 5 Results	72
6.12.6	Match 6 Results	73
7	Women's Singles	74
7.1	Results Summary	75
7.2	Brackets	77
7.3	Medallists	78
7.4	Finals	79
7.4.1	Bronze Medal Match #16 Results	79
7.4.2	Gold Medal Match #17 Results	80
7.5	Semifinal	81
7.5.1	Semifinal 1 Results	81
7.5.2	Semifinal 2 Results	82
7.6	Quarterfinal	83
7.6.1	Quarterfinal 1 Results	83
7.6.2	Quarterfinal 2 Results	84
7.6.3	Quarterfinal 3 Results	85
7.6.4	Quarterfinal 4 Results	86
7.7	Round of 16	87
7.7.1	Match 1 Results	87
7.7.2	Match 2 Results	88
7.7.3	Match 3 Results	89
7.7.4	Match 4 Results	90
7.7.5	Match 5 Results	91
7.7.6	Match 6 Results	92
7.7.7	Match 7 Results	93
7.7.8	Match 8 Results	94
7.8	Qualification	95
7.8.1	Results	95
8	Women's Doubles	96
8.1	Results Summary	97
8.2	Brackets	103
8.3	Round Robin Summary	104
8.4	Tournament Summary	105
8.5	Medallists	106
8.6	Finals	107





8.6.1	Bronze Medal Match #31 Results	107
8.6.2	Gold Medal Match #32 Results	108
8.7	Semifinal	109
8.7.1	Semifinal 1 Results	109
8.7.2	Semifinal 2 Results	110
8.8	Quarterfinal	111
8.8.1	Quarterfinal 1 Results	111
8.8.2	Quarterfinal 2 Results	112
8.8.3	Quarterfinal 3 Results	113
8.8.4	Quarterfinal 4 Results	114
8.9	Pool Round - Pool D	115
8.9.1	Match 1 Results	115
8.9.2	Match 2 Results	116
8.9.3	Match 3 Results	117
8.9.4	Match 4 Results	118
8.9.5	Match 5 Results	119
8.9.6	Match 6 Results	120
8.10	Pool Round - Pool C	121
8.10.1	Match 1 Results	121
8.10.2	Match 2 Results	122
8.10.3	Match 3 Results	123
8.10.4	Match 4 Results	124
8.10.5	Match 5 Results	125
8.10.6	Match 6 Results	126
8.11	Pool Round - Pool B	127
8.11.1	Match 1 Results	127
8.11.2	Match 2 Results	128
8.11.3	Match 3 Results	129
8.11.4	Match 4 Results	130
8.11.5	Match 5 Results	131
8.11.6	Match 6 Results	132
8.12	Pool Round - Pool A	133
8.12.1	Match 1 Results	133
8.12.2	Match 2 Results	134
8.12.3	Match 3 Results	135
8.12.4	Match 4 Results	136
8.12.5	Match 5 Results	137
8.12.6	Match 6 Results	138





Number of Entries by NOC

As of THU 20 JUL 2017

		Men			Women			Total Athletes
		Singles	Doubles	Total Entries	Singles	Doubles	Total Entries	
NOC	CAN - Canada	2	2	4	2	2	4	4
	CHN - People's Republic of China				2	2	4	2
	COL - Colombia	2	2	4	2	2	4	4
	DEN - Denmark	2	2	4	2	2	4	4
	FIN - Finland	2	2	4	2	2	4	4
	GBR - Great Britain				2	2	4	2
	GER - Germany	2	2	4	2	2	4	4
	HKG - Hong Kong, China	2	2	4				2
	ITA - Italy	2	2	4				2
	JPN - Japan	2	2	4	2	2	4	4
	KOR - Republic of Korea	2	2	4	2	2	4	4
	MEX - Mexico	2	2	4	2	2	4	4
	NED - Netherlands	2	2	4				2
	POL - Poland	2	2	4	2	2	4	4
	SGP - Singapore	2	2	4	2	2	4	4
	TPE - Chinese Taipei	2	2	4	2	2	4	4
	UKR - Ukraine				2	2	4	2
	USA - United States of America	2	2	4	2	2	4	4
	VEN - Venezuela	2	2	4	2	2	4	4
	Total	32	32	64	32	32	64	64



TEST REPORT
DO NOT DISTRIBUTE

Medallists by Event


REVISED
2 JUL 9:36

As of MON 2 JUL 2018

After 4 of 4 Events

Event Name	Date	Medal	Name	NOC Code
Men's Doubles	MON 24 JUL	GOLD	LAVOIE Francois MACLELLAND Dan	CAN
		SILVER	FRIDEGOTTO Massimiliano RUIZ Ildemaro	VEN
		BRONZE	MAK Michael WU Siu Hong	HKG
Women's Doubles	SUN 23 JUL	GOLD	GUERRERO Clara RESTREPO Rocio	COL
		SILVER	KULICK Kelly McEWAN Danielle	USA
		BRONZE	GONGORA Sandra LOPEZ Tannya	MEX
Men's Singles	SAT 22 JUL	GOLD	CHO Youngseon	KOR
		SILVER	RUIZ Ildemaro	VEN
		BRONZE	BORDING Tobias	GER
Women's Singles	FRI 21 JUL	GOLD	KULICK Kelly	USA
		SILVER	GUERRERO Clara	COL
		BRONZE	KOVALOVA Daria	UKR

Laura Beuthner (Women's Singles) was Disqualified.

Timing and Results provided by  TISSOT



TEST REPORT
DO NOT DISTRIBUTE

Medal Standings

REVISED
2 JUL 9:41

As of MON 2 JUL 2018


After 4 of 4 Events

Rank	NOC	Men				Women				Total				Rank by Total
		G	S	B	Tot	G	S	B	Tot	G	S	B	Tot	
1	COL - Colombia					1	1		2	1	1		2	=1
1	USA - United States of America					1	1		2	1	1		2	=1
3	CAN - Canada	1			1					1			1	=4
3	KOR - Republic of Korea	1			1					1			1	=4
5	VEN - Venezuela		2		2						2		2	=1
6	GER - Germany			1	1							1	1	=4
6	HKG - Hong Kong, China			1	1							1	1	=4
6	MEX - Mexico							1	1			1	1	=4
6	UKR - Ukraine							1	1			1	1	=4
Total:		2	2	2	6	2	2	2	6	4	4	4	12	

Legend:

= Equal sign indicates that two or more NOCs share the same rank by total **B** Bronze **G** Gold **S** Silver **Tot** Total

Laura Beuthner (GER) (Women's Singles) was Disqualified.

Timing and Results provided by  **TISSOT**

RESULTS BOOK



Bowling Men's Singles



THE WORLD GAMES
WROCLAW 2017

T+TISSOT
SWISS WATCHES SINCE 1853



Results Summary

As of SAT 22 JUL 2017

Bib	Name	NOC Code	Game 1	Game 2	Game 3	Total	Result	Avg.	Remark
Round of 16									
Match 1									
108	LARSEN Thomas	DEN	255	224	238	717	2	239.0	
110	TONTERI Juhani	FIN	247	247	232	726	1	242.0	
Match 2									
120	QUINTERO Arturo	MEX	192	200		392	0	196.0	
116	POLIZZOTTO Salvatore	ITA	193	214		407	2	203.5	
Match 3									
131	FRIDEGOTTO Massimiliano	VEN	192	158		350	0	175.0	
125	CHO Youngseon	KOR	255	195		450	2	225.0	
Match 4									
129	JONES Tommy	USA	267	279		546	2	273.0	
128	KUEK Qi En	SGP	226	268		494	0	247.0	
Match 5									
132	RUIZ Ildemaro	VEN	234	289		523	2	261.5	
118	WADA Shogo	JPN	228	214		442	0	221.0	
Match 6									
102	MACLELLAND Dan	CAN	258	215		473	2	236.5	
109	PALERMAA Osku	FIN	257	214		471	0	235.5	
Match 7									
111	BORDING Tobias	GER	268	223	259	750	2	250.0	
113	MAK Michael	HKG	258	229	218	705	1	235.0	
Match 8									
115	CELLI Massimiliano	ITA	203	213		416	2	208.0	
119	LECUONA Ricardo	MEX	180	204		384	0	192.0	
Quarterfinals									
Quarterfinal 1									
108	LARSEN Thomas	DEN	266	174	209	649	1	216.3	
116	POLIZZOTTO Salvatore	ITA	207	201	212	620	2	206.7	
Quarterfinal 2									
125	CHO Youngseon	KOR	244	215	259	718	2	239.3	
129	JONES Tommy	USA	247	215	156	618	1	206.0	
Quarterfinal 3									
132	RUIZ Ildemaro	VEN	243	234	210	687	2	229.0	
102	MACLELLAND Dan	CAN	202	244	200	646	1	215.3	
Quarterfinal 4									
111	BORDING Tobias	GER	190	234	189	613	2	204.3	
115	CELLI Massimiliano	ITA	246	201	169	616	1	205.3	




Results Summary

As of SAT 22 JUL 2017

Bib	Name	NOC Code	Game 1	Game 2	Game 3	Total	Result	Avg.	Remark
Semifinals									
Semifinal 1									
116	POLIZZOTTO Salvatore	ITA	206	175	165	546	1	182.0	
125	CHO Youngseon	KOR	192	253	279	724	2	241.3	
Semifinal 2									
132	RUIZ Ildemaro	VEN	226	247		473	2	236.5	
111	BORDING Tobias	GER	203	209		412	0	206.0	
Finals									
Bronze Medal Match									
116	POLIZZOTTO Salvatore	ITA	177	187		364	0	182.0	
111	BORDING Tobias	GER	201	191		392	2	196.0	
Gold Medal Match									
125	CHO Youngseon	KOR	226	257		483	2	241.5	
132	RUIZ Ildemaro	VEN	182	253		435	0	217.5	

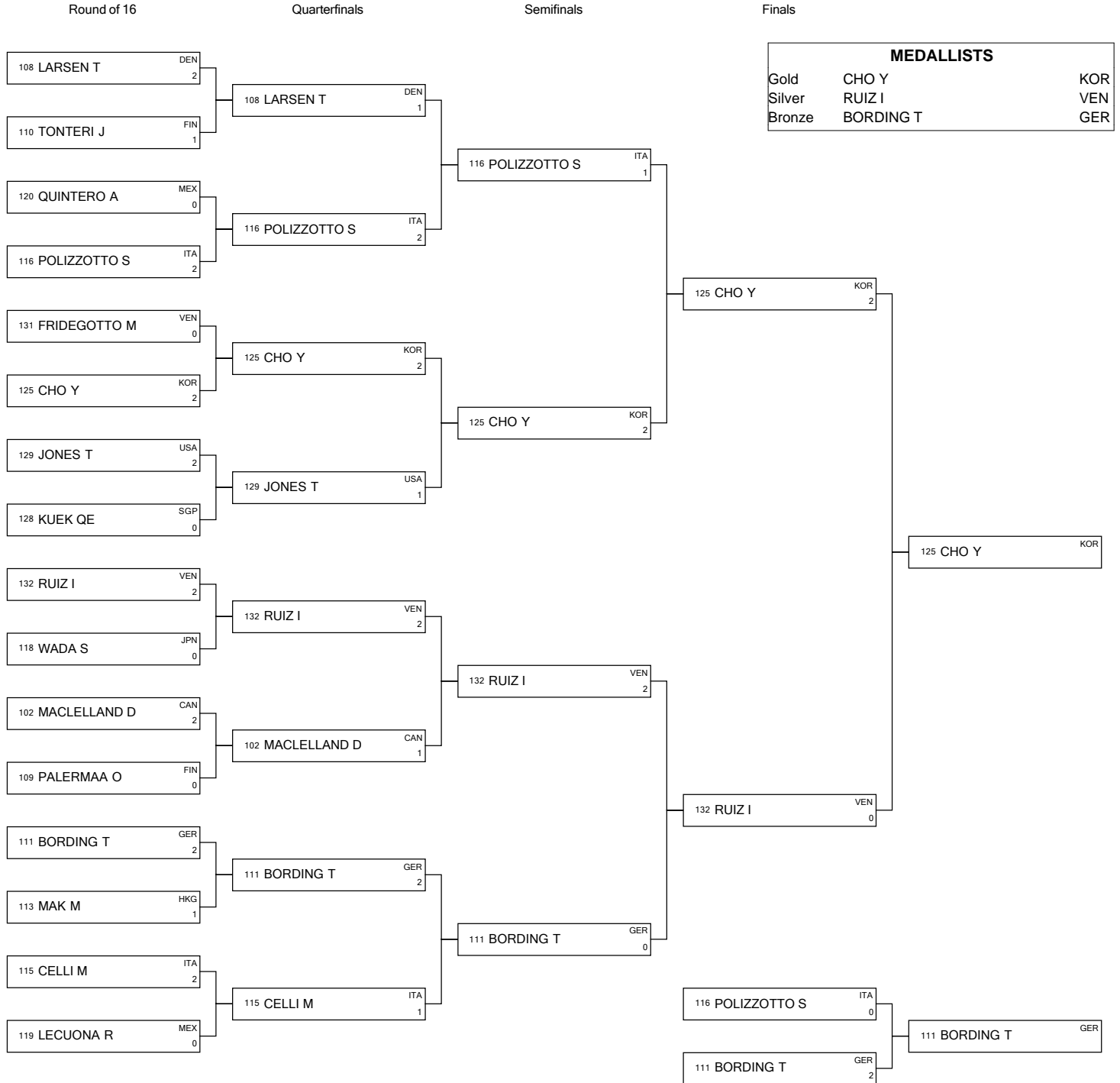
Legend:
Avg. Average

Timing and Results provided by  TISSOT



Brackets

As of SAT 22 JUL 2017





Medallists

As of SAT 22 JUL 2017


Medal	Name	NOC
GOLD	CHO Youngseon	KOR - Republic of Korea
SILVER	RUIZ Ildemaro	VEN - Venezuela
BRONZE	BORDING Tobias	GER - Germany



Results

Bib	Name	NOC Code	Game 1	Game 2	Game 3	Total	Result	Avg.	Winner	Remark
116	POLIZZOTTO Salvatore	ITA	177	187		364	0	182.0		
111	BORDING Tobias	GER	201	191		392	2	196.0	X	

Legend:
Avg. Average


Timing and Results provided by  **TISSOT**



Results

Bib	Name	NOC Code	Game 1	Game 2	Game 3	Total	Result	Avg.	Winner	Remark
125	CHO Youngseon	KOR	226	257		483	2	241.5	X	
132	RUIZ Ildemaro	VEN	182	253		435	0	217.5		

Legend:
Avg. Average


Timing and Results provided by  **TISSOT**



Results

Bib	Name	NOC Code	Game 1	Game 2	Game 3	Total	Result	Avg.	Winner	Remark
116	POLIZZOTTO Salvatore	ITA	206	175	165	546	1	182.0		
125	CHO Youngseon	KOR	192	253	279	724	2	241.3	X	

Legend:
Avg. Average


Timing and Results provided by  **TISSOT**



Results

Bib	Name	NOC Code	Game 1	Game 2	Game 3	Total	Result	Avg.	Winner	Remark
132	RUIZ Ildemaro	VEN	226	247		473	2	236.5	X	
111	BORDING Tobias	GER	203	209		412	0	206.0		

Legend:
Avg. Average


Timing and Results provided by  **TISSOT**



Results

Bib	Name	NOC Code	Game 1	Game 2	Game 3	Total	Result	Avg.	Winner	Remark
108	LARSEN Thomas	DEN	266	174	209	649	1	216.3		
116	POLIZZOTTO Salvatore	ITA	207	201	212	620	2	206.7	X	

Legend:
Avg. Average


Timing and Results provided by  **TISSOT**



Results

Bib	Name	NOC Code	Game 1	Game 2	Game 3	Total	Result	Avg.	Winner	Remark
125	CHO Youngseon	KOR	244	215	259	718	2	239.3	X	
129	JONES Tommy	USA	247	215	156	618	1	206.0		

Legend:
Avg. Average


Timing and Results provided by  **TISSOT**



Results

Bib	Name	NOC Code	Game 1	Game 2	Game 3	Total	Result	Avg.	Winner	Remark
132	RUIZ Ildemaro	VEN	243	234	210	687	2	229.0	X	
102	MACLELLAND Dan	CAN	202	244	200	646	1	215.3		

Legend:
Avg. Average


Timing and Results provided by  **TISSOT**



Results

Bib	Name	NOC Code	Game 1	Game 2	Game 3	Total	Result	Avg.	Winner	Remark
111	BORDING Tobias	GER	190	234	189	613	2	204.3	X	
115	CELLI Massimiliano	ITA	246	201	169	616	1	205.3		

Legend:
 Avg. Average


Timing and Results provided by  **TISSOT**



Results

Bib	Name	NOC Code	Game 1	Game 2	Game 3	Total	Result	Avg.	Winner	Remark
108	LARSEN Thomas	DEN	255	224	238	717	2	239.0	X	
110	TONTERI Juhani	FIN	247	247	232	726	1	242.0		

Legend:
Avg. Average


Timing and Results provided by  **TISSOT**




Results

Bib	Name	NOC Code	Game 1	Game 2	Game 3	Total	Result	Avg.	Winner	Remark
120	QUINTERO Arturo	MEX	192	200		392	0	196.0		
116	POLIZZOTTO Salvatore	ITA	193	214		407	2	203.5	X	

Legend:
Avg. Average


Timing and Results provided by  **TISSOT**



Results

Bib	Name	NOC Code	Game 1	Game 2	Game 3	Total	Result	Avg.	Winner	Remark
131	FRIDEGOTTO Massimiliano	VEN	192	158		350	0	175.0		
125	CHO Youngseon	KOR	255	195		450	2	225.0	X	

Legend:
Avg. Average


Timing and Results provided by  **TISSOT**



Results

Bib	Name	NOC Code	Game 1	Game 2	Game 3	Total	Result	Avg.	Winner	Remark
129	JONES Tommy	USA	267	279		546	2	273.0	X	
128	KUEK Qi En	SGP	226	268		494	0	247.0		

Legend:
Avg. Average


Timing and Results provided by  **TISSOT**



Results

Bib	Name	NOC Code	Game 1	Game 2	Game 3	Total	Result	Avg.	Winner	Remark
132	RUIZ Ildemaro	VEN	234	289		523	2	261.5	X	
118	WADA Shogo	JPN	228	214		442	0	221.0		

Legend:
 Avg. Average


Timing and Results provided by  **TISSOT**



Results

Bib	Name	NOC Code	Game 1	Game 2	Game 3	Total	Result	Avg.	Winner	Remark
102	MACLELLAND Dan	CAN	258	215		473	2	236.5	X	
109	PALERMAA Osku	FIN	257	214		471	0	235.5		

Legend:
Avg. Average


Timing and Results provided by  **TISSOT**



Results

Bib	Name	NOC Code	Game 1	Game 2	Game 3	Total	Result	Avg.	Winner	Remark
111	BORDING Tobias	GER	268	223	259	750	2	250.0	X	
113	MAK Michael	HKG	258	229	218	705	1	235.0		

Legend:
Avg. Average


Timing and Results provided by  **TISSOT**



Results

Bib	Name	NOC Code	Game 1	Game 2	Game 3	Total	Result	Avg.	Winner	Remark
115	CELLI Massimiliano	ITA	203	213		416	2	208.0	X	
119	LECUONA Ricardo	MEX	180	204		384	0	192.0		

Legend:
 Avg. Average

Timing and Results provided by  **TISSOT**




Results

As of SAT 22 JUL 2017

Rank	Bib	Name	NOC Code	Game 1	Game 2	Game 3	Game 4	Game 5	Game 6	Total	Avg.	Points Behind	Status
1	108	LARSEN Thomas	DEN	214	213	168	279	300	246	1420	236.7		
2	119	LECUONA Ricardo	MEX	236	268	215	245	234	222	1420	236.7		
3	132	RUIZ Ildemaro	VEN	246	213	165	277	279	234	1414	235.7	-6	
4	128	KUEK Qi En	SGP	236	223	258	236	204	244	1401	233.5	-19	
5	125	CHO Youngseon	KOR	258	238	269	259	211	165	1400	233.3	-20	
6	109	PALERMAA Osku	FIN	265	215	241	244	207	225	1397	232.8	-23	
7	111	BORDING Tobias	GER	238	229	221	216	234	257	1395	232.5	-25	
8	116	POLIZZOTTO Salvatore	ITA	210	226	245	266	202	240	1389	231.5	-31	
9	120	QUINTERO Arturo	MEX	212	203	224	258	256	236	1389	231.5	-31	
10	113	MAK Michael	HKG	269	226	213	218	212	248	1386	231.0	-34	
11	102	MACLELLAND Dan	CAN	223	203	257	247	238	210	1378	229.7	-42	
12	131	FRIDEGOTTO Massimiliano	VEN	261	219	191	226	206	266	1369	228.2	-51	
13	129	JONES Tommy	USA	218	196	263	219	232	240	1368	228.0	-52	
14	118	WADA Shogo	JPN	254	240	225	204	217	226	1366	227.7	-54	
15	115	CELLI Massimiliano	ITA	236	259	244	223	207	197	1366	227.7	-54	
16	110	TONTERI Juhani	FIN	214	161	258	224	248	248	1353	225.5	-67	
17	122	van de WAKKER Jeffrey	NED	247	191	235	223	182	261	1339	223.2	-81	
18	101	LAVOIE Francois	CAN	280	204	236	190	187	236	1333	222.2	-87	
19	117	SHIMBATA Yuhi	JPN	228	277	213	158	222	224	1322	220.3	-98	
20	126	KANG Heewon	KOR	211	214	206	237	228	221	1317	219.5	-103	
21	104	HUNG Kun-Yi	TPE	206	176	231	257	237	202	1309	218.2	-111	
22	105	GOMEZ Andres	COL	193	278	170	207	197	258	1303	217.2	-117	
23	112	GRIPP Andreas	GER	214	212	203	223	232	219	1303	217.2	-117	
24	114	WU Siu Hong	HKG	221	268	197	210	236	171	1303	217.2	-117	
25	127	KIEW Marcus	SGP	257	192	207	225	209	191	1281	213.5	-139	
26	107	AGERBO Jesper	DEN	226	190	163	225	213	234	1251	208.5	-169	
27	124	SILLETTI Alessandro	POL	211	192	185	220	192	229	1229	204.8	-191	
28	123	PREUS Patryk	POL	174	232	181	254	191	192	1224	204.0	-196	
29	130	KENT Marshall	USA	180	202	193	194	224	225	1218	203.0	-202	
30	103	HSIEH Chin-Liang	TPE	187	182	236	246	194	169	1214	202.3	-206	
31	121	SPIL Johnny	NED	245	169	208	181	196	172	1171	195.2	-249	
32	106	RODRIGUEZ Oscar	COL	195	203	187	197	175	195	1152	192.0	-268	

Legend:
Avg. Average

Timing and Results provided by  TISSOT

RESULTS BOOK



Bowling Men's Doubles



THE WORLD GAMES
WROCLAW 2017

T+TISSOT
SWISS WATCHES SINCE 1853



Results Summary

As of MON 24 JUL 2017

Bib	Name	NOC Code	Game 1	Game 2	Total	Avg	Grand	Remark
Pool A								
Match 1								
	PREUS Patryk	POL	222	187	409	204.5		
	SILLETTI Alessandro		215	215	430	215.0	839	
	CHO Youngseon	KOR	181	206	387	193.5		
	KANG Heewon		259	278	537	268.5	924	
Match 2								
	QUINTERO Arturo	MEX	199	176	375	187.5		
	LECUONA Ricardo		181	247	428	214.0	803	
	LAVOIE Francois	CAN	258	229	487	243.5		
	MACLELLAND Dan		213	257	470	235.0	957	
Pool B								
Match 1								
	CELLI Massimiliano	ITA	202	260	462	231.0		
	POLIZZOTTO Salvatore		172	235	407	203.5	869	
	LARSEN Thomas	DEN	241	266	507	253.5		
	AGERBO Jesper		297	258	555	277.5	1062	
Match 2								
	KUEK Qi En	SGP	255	247	502	251.0		
	KIEW Marcus		203	246	449	224.5	951	
	SHIMBATA Yuhi	JPN	236	227	463	231.5		
	WADA Shogo		248	266	514	257.0	977	
Pool C								
Match 1								
	RUIZ Ildemaro	VEN	254	189	443	221.5		
	FRIDEGOTTO Massimiliano		213	213	426	213.0	869	
	TONTERI Juhani	FIN	159	225	384	192.0		
	PALERMAA Osku		259	190	449	224.5	833	
Match 2								
	SPIL Johnny	NED	198	234	432	216.0		
	van de WAKKER Jeffrey		212	237	449	224.5	881	
	MAK Michael	HKG	227	204	431	215.5		
	WU Siu Hong		227	245	472	236.0	903	



Results Summary

As of MON 24 JUL 2017

Bib	Name	NOC Code	Game 1	Game 2	Total	Avg	Grand	Remark
Pool D								
Match 1								
	HSIEH Chin-Liang	TPE	247	178	425	212.5		
	HUNG Kun-Yi		215	248	463	231.5	888	
	KENT Marshall	USA	265	236	501	250.5		
	JONES Tommy		194	246	440	220.0	941	
Match 2								
	BORDING Tobias	GER	248	258	506	253.0		
	GRIPP Andreas		213	226	439	219.5	945	
	GOMEZ Andres	COL	222	259	481	240.5		
	RODRIGUEZ Oscar		222	247	469	234.5	950	
Pool A								
Match 3								
	LAVOIE Francois	CAN	276	201	477	238.5		
	MACLELLAND Dan		224	258	482	241.0	959	
	PREUS Patryk	POL	187	165	352	176.0		
	SILLETTI Alessandro		226	194	420	210.0	772	
Match 4								
	CHO Youngseon	KOR	279	236	515	257.5		
	KANG Heewon		200	222	422	211.0	937	
	QUINTERO Arturo	MEX	245	258	503	251.5		
	LECUONA Ricardo		207	255	462	231.0	965	
Pool B								
Match 3								
	SHIMBATA Yuhi	JPN	182	202	384	192.0		
	WADA Shogo		224	201	425	212.5	809	
	CELLI Massimiliano	ITA	234	259	493	246.5		
	POLIZZOTTO Salvatore		240	212	452	226.0	945	
Match 4								
	LARSEN Thomas	DEN	235	230	465	232.5		
	AGERBO Jesper		248	205	453	226.5	918	
	KUEK Qi En	SGP	235	279	514	257.0		
	KIEW Marcus		279	222	501	250.5	1015	



Results Summary

As of MON 24 JUL 2017

Bib	Name	NOC Code	Game 1	Game 2	Total	Avg	Grand	Remark
Pool C								
Match 3								
	MAK Michael	HKG	191	279	470	235.0		
	WU Siu Hong		226	192	418	209.0	888	
	RUIZ Ildemaro	VEN	226	223	449	224.5		
	FRIDEGOTTO Massimiliano		239	247	486	243.0	935	
Match 4								
	TONTERI Juhani	FIN	212	246	458	229.0		
	PALERMAA Osku		187	231	418	209.0	876	
	SPIL Johnny	NED	245	257	502	251.0		
	van de WAKKER Jeffrey		225	216	441	220.5	943	
Pool D								
Match 3								
	GOMEZ Andres	COL	259	256	447	223.5		
	RODRIGUEZ Oscar		233	226	459	229.5	906	
	HSIEH Chin-Liang	TPE	223	181	404	202.0		
	HUNG Kun-Yi		204	213	417	208.5	821	
Match 4								
	KENT Marshall	USA	223	248	471	235.5		
	JONES Tommy		238	213	451	225.5	922	
	BORDING Tobias	GER	256	223	479	239.5		
	GRIPP Andreas		238	193	431	215.5	910	
Pool A								
Match 5								
	CHO Youngseon	KOR	278	269	547	273.5		
	KANG Heewon		206	181	387	193.5	934	
	LAVOIE Francois	CAN	259	214	473	236.5		
	MACLELLAND Dan		224	197	421	210.5	894	
Match 6								
	PREUS Patryk	POL	236	259	495	247.5		
	SILLETTI Alessandro		194	215	409	204.5	904	
	QUINTERO Arturo	MEX	268	222	490	245.0		
	LECUONA Ricardo		210	206	416	208.0	906	



Results Summary

As of MON 24 JUL 2017

Bib	Name	NOC Code	Game 1	Game 2	Total	Avg	Grand	Remark
Pool B								
Match 5								
	LARSEN Thomas	DEN	218	204	422	211.0		
	AGERBO Jesper		221	210	431	215.5	853	
	SHIMBATA Yuhi	JPN	194	235	429	214.5		
	WADA Shogo		156	193	349	174.5	778	
Match 6								
	CELLI Massimiliano	ITA	210	227	437	218.5		
	POLIZZOTTO Salvatore		174	211	385	192.5	822	
	KUEK Qi En	SGP	278	245	523	261.5		
	KIEW Marcus		179	236	415	207.5	938	
Pool C								
Match 5								
	TONTERI Juhani	FIN	187	190	377	188.5		
	PALERMAA Osku		213	248	461	230.5	838	
	MAK Michael	HKG	198	204	402	201.0		
	WU Siu Hong		234	229	463	231.5	865	
Match 6								
	RUIZ Ildemaro	VEN	232	226	458	229.0		
	FRIDEGOTTO Massimiliano		216	199	415	207.5	873	
	SPIL Johnny	NED	156	171	327	163.5		
	van de WAKKER Jeffrey		238	178	416	208.0	743	
Pool D								
Match 5								
	KENT Marshall	USA	299	212	511	255.5		
	JONES Tommy		246	217	463	231.5	974	
	GOMEZ Andres	COL	216	192	408	204.0		
	RODRIGUEZ Oscar		190	226	416	208.0	824	
Match 6								
	HSIEH Chin-Liang	TPE	243	183	426	213.0		
	HUNG Kun-Yi		210	201	411	205.5	837	
	BORDING Tobias	GER	208	276	484	242.0		
	GRIPP Andreas		195	236	431	215.5	915	



Results Summary

As of MON 24 JUL 2017

Bib	Name	NOC Code	Game 1	Game 2	Total	Avg	Grand	Remark
Quarterfinals								
Quarterfinal 1								
	QUINTERO Arturo	MEX	211	191	402	201.0		
	LECUONA Ricardo		229	233	462	231.0	864	
	LARSEN Thomas	DEN	222	217	439	219.5		
	AGERBO Jesper		217	189	406	203.0	845	
Quarterfinal 2								
	LAVOIE Francois	CAN	233	234	467	233.5		
	MACLELLAND Dan		215	269	484	242.0	951	
	KUEK Qi En	SGP	212	257	469	234.5		
	KIEW Marcus		224	205	429	214.5	898	
Quarterfinal 3								
	RUIZ Ildemaro	VEN	235	257	492	246.0		
	FRIDEGOTTO Massimiliano		214	199	413	206.5	905	
	GOMEZ Andres	COL	212	256	468	234.0		
	RODRIGUEZ Oscar		207	228	435	217.5	903	
Quarterfinal 4								
	MAK Michael	HKG	244	225	469	234.5		
	WU Siu Hong		245	258	503	251.5	972	
	KENT Marshall	USA	224	278	502	251.0		
	JONES Tommy		243	213	456	228.0	958	
Semifinals								
Semifinal 1								
	QUINTERO Arturo	MEX	205	190	395	197.5		
	LECUONA Ricardo		233	234	467	233.5	862	
	RUIZ Ildemaro	VEN	255	279	534	267.0		
	FRIDEGOTTO Massimiliano		211	196	407	203.5	941	
Semifinal 2								
	LAVOIE Francois	CAN	277	245	522	261.0		
	MACLELLAND Dan		279	258	537	268.5	1059	
	MAK Michael	HKG	257	219	476	238.0		
	WU Siu Hong		236	199	435	217.5	911	



Results Summary

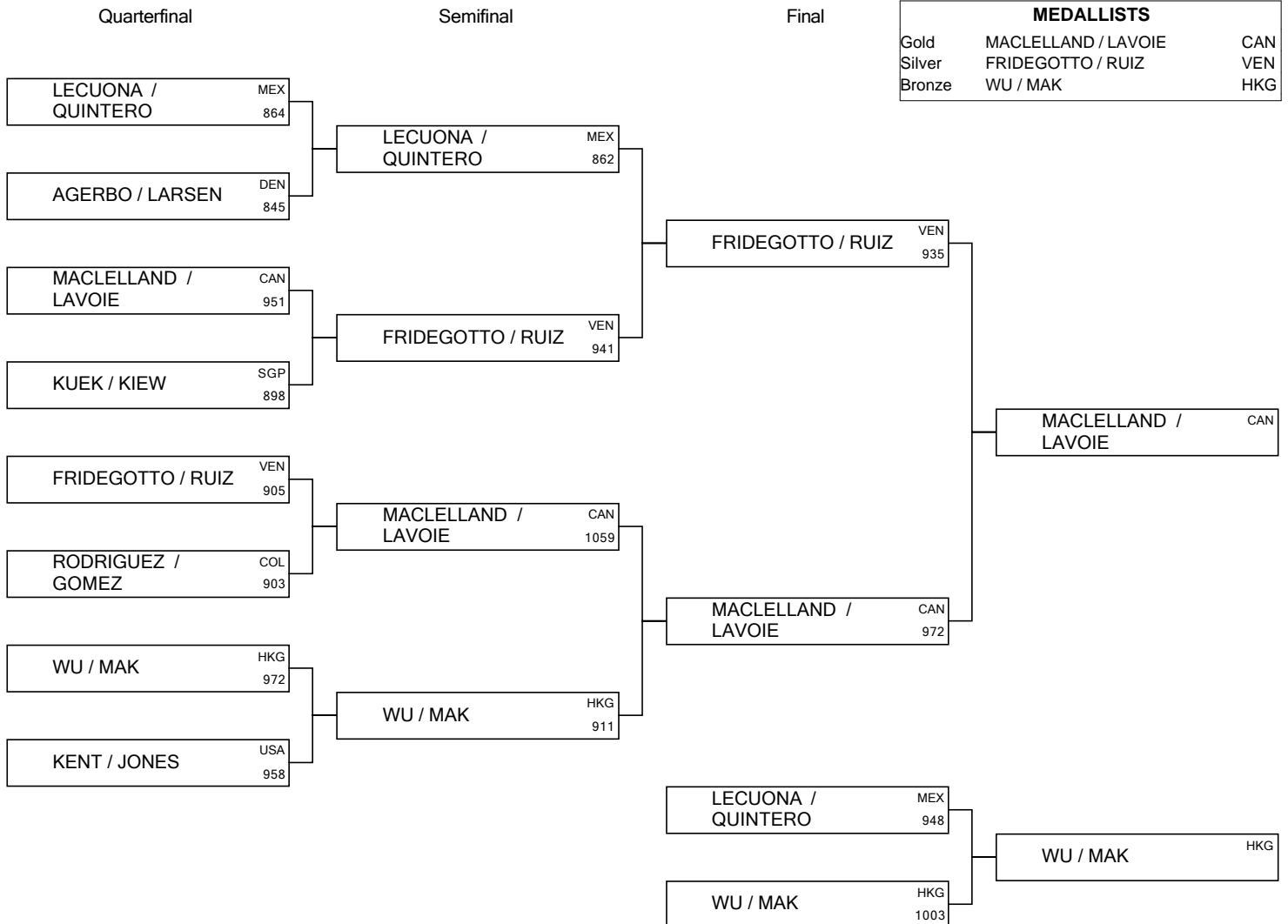
As of MON 24 JUL 2017

Bib Name	NOC Code	Game 1	Game 2	Total	Avg	Grand	Remark
Finals							
Bronze Medal Match							
QUINTERO Arturo	MEX	212	277	489	244.5		
LECUONA Ricardo		233	226	459	229.5	948	
MAK Michael	HKG	296	247	543	271.5		
WU Siu Hong		237	223	460	230.0	1003	
Gold Medal Match							
RUIZ Ildemaro	VEN	259	298	557	278.5		
FRIDEGOTTO Massimiliano		190	188	378	189.0	935	
LAVOIE Francois	CAN	209	279	488	244.0		
MACLELLAND Dan		268	216	484	242.0	972	



Brackets

As of MON 24 JUL 2017





Round Robin Summary

As of MON 24 JUL 2017

Pool A

Rank	NOC Code	Name	A	B	C	D	Pins	Games	Wins	Ties	Points	Remark
1	MEX	A LECUONA / QUINTERO	-	803	965	906	2674	3	2	0	4	Q Shoot off:89
2	CAN	B MACLELLAND / LAVOIE	957	-	894	959	2810	3	2	0	4	Q Shoot off:86
3	KOR	C CHO / KANG	937	934	-	924	2795	3	2	0	4	Shoot off:84
4	POL	D PREUS / SILLETTI	904	772	839	-	2515	3	0	0	0	

Pool B

Rank	NOC Code	Name	A	B	C	D	Pins	Games	Wins	Ties	Points	Remark
1	SGP	A KUEK / KIEW	-	1015	938	951	2904	3	2	0	4	Q Shoot off:86
2	DEN	B AGERBO / LARSEN	918	-	1062	853	2833	3	2	0	4	Q Shoot off:80
3	ITA	C POLIZZOTTO / CELLI	822	869	-	945	2636	3	1	0	2	
3	JPN	D SHIMBATA / WADA	977	778	809	-	2564	3	1	0	2	

Pool C


Rank	NOC Code	Name	A	B	C	D	Pins	Games	Wins	Ties	Points	Remark
1	VEN	A FRIDEGOTTO / RUIZ	-	935	873	869	2677	3	3	0	6	Q
2	HKG	B WU / MAK	888	-	903	865	2656	3	2	0	4	Q
3	NED	C SPIL / van de WAKKER	743	881	-	943	2567	3	1	0	2	
4	FIN	D TONTERI / PALERMAA	833	838	876	-	2547	3	0	0	0	

Pool D

Rank	NOC Code	Name	A	B	C	D	Pins	Games	Wins	Ties	Points	Remark
1	USA	A KENT / JONES	-	974	922	941	2837	3	3	0	6	Q
2	COL	B RODRIGUEZ / GOMEZ	824	-	950	906	2680	3	2	0	4	Q
3	GER	C GRIPP / BORDING	910	945	-	915	2770	3	1	0	2	
4	TPE	D HSIEH / HUNG	888	821	837	-	2546	3	0	0	0	

Legend:

Q Qualified

Timing and Results provided by  TISSOT



Tournament Summary

As of MON 24 JUL 2017

Pool A

Rank	NOC Code	Name	A	B	C	D	Pins	Games	Wins	Ties	Points	Remark
1	MEX	A LECUONA / QUINTERO	-	803	965	906	2674	3	2	0	4	Q Shoot off:89
2	CAN	B MACLELLAND / LAVOIE	957	-	894	959	2810	3	2	0	4	Q Shoot off:86
3	KOR	C CHO / KANG	937	934	-	924	2795	3	2	0	4	Shoot off:84
4	POL	D PREUS / SILLETTI	904	772	839	-	2515	3	0	0	0	

Pool B

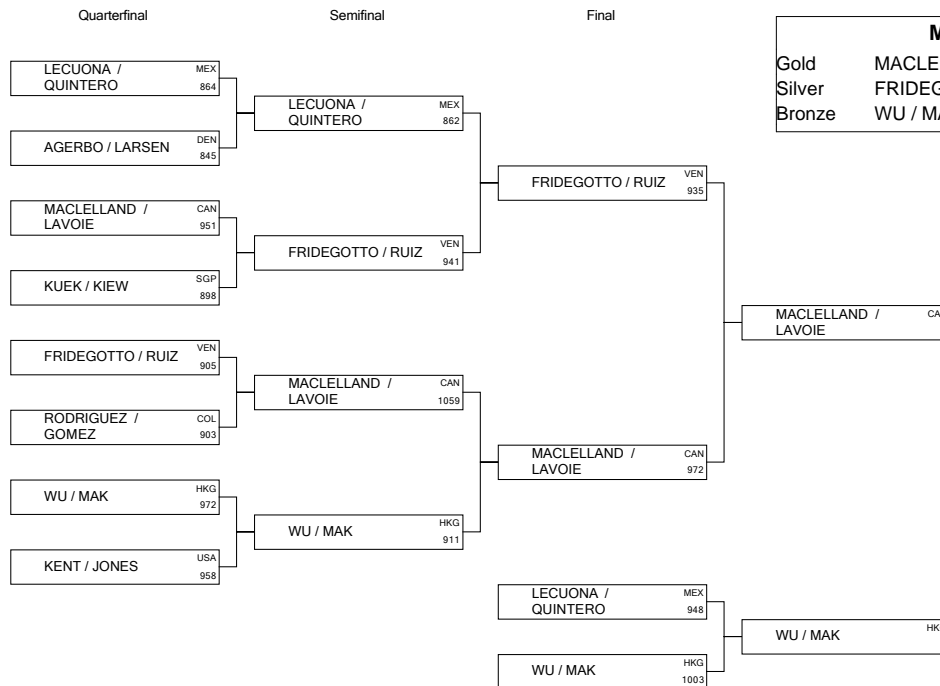
Rank	NOC Code	Name	A	B	C	D	Pins	Games	Wins	Ties	Points	Remark
1	SGP	A KUEK / KIEW	-	1015	938	951	2904	3	2	0	4	Q Shoot off:86
2	DEN	B AGERBO / LARSEN	918	-	1062	853	2833	3	2	0	4	Q Shoot off:80
3	ITA	C POLIZZOTTO / CELLI	822	869	-	945	2636	3	1	0	2	
3	JPN	D SHIMBATA / WADA	977	778	809	-	2564	3	1	0	2	

Pool C

Rank	NOC Code	Name	A	B	C	D	Pins	Games	Wins	Ties	Points	Remark
1	VEN	A FRIDEGOTTO / RUIZ	-	935	873	869	2677	3	3	0	6	Q
2	HKG	B WU / MAK	888	-	903	865	2656	3	2	0	4	Q
3	NED	C SPIL / van de WAKKER	743	881	-	943	2567	3	1	0	2	
4	FIN	D TONTERI / PALERMAA	833	838	876	-	2547	3	0	0	0	

Pool D

Rank	NOC Code	Name	A	B	C	D	Pins	Games	Wins	Ties	Points	Remark
1	USA	A KENT / JONES	-	974	922	941	2837	3	3	0	6	Q
2	COL	B RODRIGUEZ / GOMEZ	824	-	950	906	2680	3	2	0	4	Q
3	GER	C GRIPP / BORDING	910	945	-	915	2770	3	1	0	2	
4	TPE	D HSIEH / HUNG	888	821	837	-	2546	3	0	0	0	



MEDALLISTS		
Gold	MACLELLAND / LAVOIE	CAN
Silver	FRIDEGOTTO / RUIZ	VEN
Bronze	WU / MAK	HKG



Medallists

As of MON 24 JUL 2017


Medal	NOC	Name
GOLD	CAN - Canada	LAVOIE Francois MACLELLAND Dan
SILVER	VEN - Venezuela	FRIDEGOTTO Massimiliano RUIZ Ildemaro
BRONZE	HKG - Hong Kong, China	MAK Michael WU Siu Hong



Results

NOC Code	Bib	Name	Game 1	Game 2	Total	Avg.	Team Total	Winner	Remark
MEX		QUINTERO Arturo	212	277	489	244.5			
		LECUONA Ricardo	233	226	459	229.5	948		
HKG		MAK Michael	296	247	543	271.5			
		WU Siu Hong	237	223	460	230.0	1003	X	

Legend:
Avg. Average

Timing and Results provided by  **TISSOT**



Results

NOC Code	Bib Name	Game 1	Game 2	Total	Avg.	Team Total	Winner	Remark
VEN	RUIZ Ildemaro	259	298	557	278.5	935		
	FRIDEGOTTO Massimiliano	190	188	378	189.0			
CAN	LAVOIE Francois	209	279	488	244.0	972		
	MACLELLAND Dan	268	216	484	242.0			X

Legend:
Avg. Average

Timing and Results provided by  **TISSOT**



Results

NOC Code	Bib	Name	Game 1	Game 2	Total	Avg.	Team Total	Winner	Remark
MEX		QUINTERO Arturo	205	190	395	197.5	862		
		LECUONA Ricardo	233	234	467	233.5			
VEN		RUIZ Ildemaro	255	279	534	267.0	941		
		FRIDEGOTTO Massimiliano	211	196	407	203.5			X

Legend:
Avg. Average


Timing and Results provided by  **TISSOT**



Results

NOC Code	Bib	Name	Game 1	Game 2	Total	Avg.	Team Total	Winner	Remark
CAN		LAVOIE Francois	277	245	522	261.0	1059	X	
		MACLELLAND Dan	279	258	537	268.5			
HKG		MAK Michael	257	219	476	238.0	911		
		WU Siu Hong	236	199	435	217.5			

Legend:
Avg. Average


Timing and Results provided by  **TISSOT**



Results

NOC Code	Bib	Name	Game 1	Game 2	Total	Avg.	Team Total	Winner	Remark
MEX		QUINTERO Arturo	211	191	402	201.0	864	X	
		LECUONA Ricardo	229	233	462	231.0			
DEN		LARSEN Thomas	222	217	439	219.5	845		
		AGERBO Jesper	217	189	406	203.0			

Legend:
Avg. Average


Timing and Results provided by  **TISSOT**



Results

NOC Code	Bib	Name	Game 1	Game 2	Total	Avg.	Team Total	Winner	Remark
CAN		LAVOIE Francois	233	234	467	233.5	951	X	
		MACLELLAND Dan	215	269	484	242.0			
SGP		KUEK Qi En	212	257	469	234.5	898		
		KIEW Marcus	224	205	429	214.5			

Legend:
Avg. Average


Timing and Results provided by  **TISSOT**



Results

NOC Code	Bib	Name	Game 1	Game 2	Total	Avg.	Team Total	Winner	Remark
VEN		RUIZ Ildemaro	235	257	492	246.0			
		FRIDEGOTTO Massimiliano	214	199	413	206.5	905	X	
COL		GOMEZ Andres	212	256	468	234.0			
		RODRIGUEZ Oscar	207	228	435	217.5	903		

Legend:
Avg. Average


Timing and Results provided by  **TISSOT**



Results

NOC Code	Bib	Name	Game 1	Game 2	Total	Avg.	Team Total	Winner	Remark
HKG		MAK Michael	244	225	469	234.5	972	X	
		WU Siu Hong	245	258	503	251.5			
USA		KENT Marshall	224	278	502	251.0	958		
		JONES Tommy	243	213	456	228.0			

Legend:
Avg. Average


Timing and Results provided by  **TISSOT**



Results

NOC Code	Bib	Name	Game 1	Game 2	Total	Avg.	Team Total	Winner	Remark
TPE		HSIEH Chin-Liang	247	178	425	212.5			
		HUNG Kun-Yi	215	248	463	231.5	888		
USA		KENT Marshall	265	236	501	250.5			
		JONES Tommy	194	246	440	220.0	941	X	

Legend:
Avg. Average


Timing and Results provided by  **TISSOT**




Results

NOC Code	Bib	Name	Game 1	Game 2	Total	Avg.	Team Total	Winner	Remark
GER		BORDING Tobias	248	258	506	253.0	945		
		GRIPP Andreas	213	226	439	219.5			
COL		GOMEZ Andres	222	259	481	240.5	950		
		RODRIGUEZ Oscar	222	247	469	234.5		X	

Legend:
Avg. Average


Timing and Results provided by  **TISSOT**



Results

NOC Code	Bib	Name	Game 1	Game 2	Total	Avg.	Team Total	Winner	Remark
COL		GOMEZ Andres	259	256	447	223.5	906	X	
		RODRIGUEZ Oscar	233	226	459	229.5			
TPE		HSIEH Chin-Liang	223	181	404	202.0	821		
		HUNG Kun-Yi	204	213	417	208.5			

Legend:
Avg. Average


Timing and Results provided by  **TISSOT**



Results

NOC Code	Bib	Name	Game 1	Game 2	Total	Avg.	Team Total	Winner	Remark
USA		KENT Marshall	223	248	471	235.5	922	X	
		JONES Tommy	238	213	451	225.5			
GER		BORDING Tobias	256	223	479	239.5	910		
		GRIPP Andreas	238	193	431	215.5			

Legend:
Avg. Average


Timing and Results provided by  **TISSOT**



Results

NOC Code	Bib	Name	Game 1	Game 2	Total	Avg.	Team Total	Winner	Remark
USA		KENT Marshall	299	212	511	255.5	974	X	
		JONES Tommy	246	217	463	231.5			
COL		GOMEZ Andres	216	192	408	204.0	824		
		RODRIGUEZ Oscar	190	226	416	208.0			

Legend:
Avg. Average


Timing and Results provided by  **TISSOT**



Results

NOC Code	Bib	Name	Game 1	Game 2	Total	Avg.	Team Total	Winner	Remark
TPE		HSIEH Chin-Liang	243	183	426	213.0			
		HUNG Kun-Yi	210	201	411	205.5	837		
GER		BORDING Tobias	208	276	484	242.0			
		GRIPP Andreas	195	236	431	215.5	915	X	

Legend:
Avg. Average


Timing and Results provided by  **TISSOT**



Results

NOC Code	Bib	Name	Game 1	Game 2	Total	Avg.	Team Total	Winner	Remark
VEN		RUIZ Ildemaro	254	189	443	221.5			
		FRIDEGOTTO Massimiliano	213	213	426	213.0	869	X	
FIN		TONTERI Juhani	159	225	384	192.0			
		PALERMAA Osku	259	190	449	224.5	833		

Legend:
Avg. Average


Timing and Results provided by  **TISSOT**



Results

NOC Code	Bib	Name	Game 1	Game 2	Total	Avg.	Team Total	Winner	Remark
NED		SPIJL Johnny	198	234	432	216.0	881		
		van de WAKKER Jeffrey	212	237	449	224.5			
HKG		MAK Michael	227	204	431	215.5	903		
		WU Siu Hong	227	245	472	236.0		X	

Legend:
Avg. Average


Timing and Results provided by  **TISSOT**



Results

NOC Code	Bib	Name	Game 1	Game 2	Total	Avg.	Team Total	Winner	Remark
HKG		MAK Michael	191	279	470	235.0	888		
		WU Siu Hong	226	192	418	209.0			
VEN		RUIZ Ildemaro	226	223	449	224.5	935		
		FRIDEGOTTO Massimiliano	239	247	486	243.0		X	

Legend:
Avg. Average


Timing and Results provided by  **TISSOT**



Results

NOC Code	Bib Name	Game 1	Game 2	Total	Avg.	Team Total	Winner	Remark
FIN	TONTERI Juhani	212	246	458	229.0	876		
	PALERMAA Osku	187	231	418	209.0			
NED	SPIL Johnny	245	257	502	251.0	943		
	van de WAKKER Jeffrey	225	216	441	220.5			X

Legend:
Avg. Average

Timing and Results provided by  **TISSOT**



Results

NOC Code	Bib Name	Game 1	Game 2	Total	Avg.	Team Total	Winner	Remark
FIN	TONTERI Juhani	187	190	377	188.5	838		
	PALERMAA Osku	213	248	461	230.5			
HKG	MAK Michael	198	204	402	201.0	865		
	WU Siu Hong	234	229	463	231.5		X	

Legend:
Avg. Average


Timing and Results provided by  **TISSOT**



Results

NOC Code	Bib	Name	Game 1	Game 2	Total	Avg.	Team Total	Winner	Remark
VEN		RUIZ Ildemaro	232	226	458	229.0			
		FRIDEGOTTO Massimiliano	216	199	415	207.5	873	X	
NED		SPIL Johnny	156	171	327	163.5			
		van de WAKKER Jeffrey	238	178	416	208.0	743		

Legend:
Avg. Average


Timing and Results provided by  **TISSOT**



Results

NOC Code	Bib Name	Game 1	Game 2	Total	Avg.	Team Total	Winner	Remark
ITA	CELLI Massimiliano	202	260	462	231.0	869		
	POLIZZOTTO Salvatore	172	235	407	203.5			
DEN	LARSEN Thomas	241	266	507	253.5	1062		
	AGERBO Jesper	297	258	555	277.5		X	

Legend:
Avg. Average


Timing and Results provided by  **TISSOT**



Results

NOC Code	Bib	Name	Game 1	Game 2	Total	Avg.	Team Total	Winner	Remark
SGP		KUEK Qi En	255	247	502	251.0	951		
		KIEW Marcus	203	246	449	224.5			
JPN		SHIMBATA Yuhi	236	227	463	231.5	977		
		WADA Shogo	248	266	514	257.0			X

Legend:
Avg. Average


Timing and Results provided by  **TISSOT**



Results

NOC Code	Bib	Name	Game 1	Game 2	Total	Avg.	Team Total	Winner	Remark
JPN		SHIMBATA Yuhi	182	202	384	192.0			
		WADA Shogo	224	201	425	212.5	809		
ITA		CELLI Massimiliano	234	259	493	246.5			
		POLIZZOTTO Salvatore	240	212	452	226.0	945	X	

Legend:
Avg. Average


Timing and Results provided by  **TISSOT**



Results

NOC Code	Bib	Name	Game 1	Game 2	Total	Avg.	Team Total	Winner	Remark
DEN		LARSEN Thomas	235	230	465	232.5			
		AGERBO Jesper	248	205	453	226.5	918		
SGP		KUEK Qi En	235	279	514	257.0			
		KIEW Marcus	279	222	501	250.5	1015	X	

Legend:
Avg. Average


Timing and Results provided by  **TISSOT**



Results

NOC Code	Bib	Name	Game 1	Game 2	Total	Avg.	Team Total	Winner	Remark
DEN		LARSEN Thomas	218	204	422	211.0			
		AGERBO Jesper	221	210	431	215.5	853	X	
JPN		SHIMBATA Yuhi	194	235	429	214.5			
		WADA Shogo	156	193	349	174.5	778		

Legend:
Avg. Average


Timing and Results provided by  **TISSOT**



Results

NOC Code	Bib Name	Game 1	Game 2	Total	Avg.	Team Total	Winner	Remark
ITA	CELLI Massimiliano	210	227	437	218.5	822		
	POLIZZOTTO Salvatore	174	211	385	192.5			
SGP	KUEK Qi En	278	245	523	261.5	938		
	KIEW Marcus	179	236	415	207.5		X	

Legend:
Avg. Average


Timing and Results provided by  **TISSOT**



Results

NOC Code	Bib	Name	Game 1	Game 2	Total	Avg.	Team Total	Winner	Remark
POL		PREUS Patryk	222	187	409	204.5	839		
		SILLETTI Alessandro	215	215	430	215.0			
KOR		CHO Youngseon	181	206	387	193.5	924		
		KANG Heewon	259	278	537	268.5		X	

Legend:
 Avg. Average


Timing and Results provided by  **TISSOT**



Results

NOC Code	Bib	Name	Game 1	Game 2	Total	Avg.	Team Total	Winner	Remark
MEX		QUINTERO Arturo	199	176	375	187.5	803		
		LECUONA Ricardo	181	247	428	214.0			
CAN		LAVOIE Francois	258	229	487	243.5	957		
		MACLELLAND Dan	213	257	470	235.0		X	

Legend:
Avg. Average


Timing and Results provided by  **TISSOT**



Results

NOC Code	Bib	Name	Game 1	Game 2	Total	Avg.	Team Total	Winner	Remark
CAN		LAVOIE Francois	276	201	477	238.5	959	X	
		MACLELLAND Dan	224	258	482	241.0			
POL		PREUS Patryk	187	165	352	176.0	772		
		SILLETTI Alessandro	226	194	420	210.0			

Legend:
Avg. Average


Timing and Results provided by  **TISSOT**



Results

NOC Code	Bib	Name	Game 1	Game 2	Total	Avg.	Team Total	Winner	Remark
KOR		CHO Youngseon	279	236	515	257.5	937		
		KANG Heewon	200	222	422	211.0			
MEX		QUINTERO Arturo	245	258	503	251.5	965		
		LECUONA Ricardo	207	255	462	231.0			X

Legend:
Avg. Average


Timing and Results provided by  **TISSOT**



Results

NOC Code	Bib	Name	Game 1	Game 2	Total	Avg.	Team Total	Winner	Remark
KOR		CHO Youngseon	278	269	547	273.5	934	X	
		KANG Heewon	206	181	387	193.5			
CAN		LAVOIE Francois	259	214	473	236.5	894		
		MACLELLAND Dan	224	197	421	210.5			

Legend:
Avg. Average


Timing and Results provided by  **TISSOT**



Results

NOC Code	Bib Name	Game 1	Game 2	Total	Avg.	Team Total	Winner	Remark
POL	PREUS Patryk	236	259	495	247.5	904		
	SILLETTI Alessandro	194	215	409	204.5			
MEX	QUINTERO Arturo	268	222	490	245.0	906		
	LECUONA Ricardo	210	206	416	208.0			X

Legend:
Avg. Average

Timing and Results provided by  **TISSOT**

RESULTS BOOK



Bowling Women's Singles



THE WORLD GAMES
WROCLAW 2017

T+TISSOT
SWISS WATCHES SINCE 1853



TEST REPORT
DO NOT DISTRIBUTE

Results Summary

REVISED
2 JUL 9:39

As of MON 2 JUL 2018

Bib	Name	NOC Code	Game 1	Game 2	Game 3	Total	Result	Avg.	Remark
Round of 16									
Match 1									
211	BEUTHNER Laura	GER	224	193	215	DSQ	2	210.7	
202	PANAS Miranda	CAN	222	201	211	634	1	211.3	
Match 2									
231	de FARIA Patricia	VEN	215	167	223	605	2	201.7	
225	YEO Joey	SGP	200	206	197	603	1	201.0	
Match 3									
205	GUERRERO Clara	COL	290	228		518	2	259.0	
215	ISHIMOTO Mirai	JPN	184	212		396	0	198.0	
Match 4									
232	MARCANO Karen	VEN	227	245		472	0	236.0	
222	PAJAK Daria	POL	269	258		527	2	263.5	
Match 5									
212	POPPLER Birgit	GER	227	176	236	639	2	213.0	
217	GONGORA Sandra	MEX	214	206	209	629	1	209.7	
Match 6									
230	McEWAN Danielle	USA	274	225	229	728	1	242.7	
229	KULICK Kelly	USA	222	277	248	747	2	249.0	
Match 7									
224	KIM Moonjeong	KOR	264	278		542	2	271.0	
223	KANG Sujin	KOR	205	247		452	0	226.0	
Match 8									
228	KOVALOVA Daria	UKR	227	224	234	685	2	228.3	
206	RESTREPO Rocio	COL	201	243	215	659	1	219.7	
Quarterfinals									
Quarterfinal 1									
211	BEUTHNER Laura	GER	279	237		DSQ	2	258.0	
231	de FARIA Patricia	VEN	225	214		439	0	219.5	
Quarterfinal 2									
205	GUERRERO Clara	COL	267	234		501	2	250.5	
222	PAJAK Daria	POL	216	220		436	0	218.0	
Quarterfinal 3									
212	POPPLER Birgit	GER	206	224	222	652	1	217.3	
229	KULICK Kelly	USA	156	227	279	662	2	220.7	
Quarterfinal 4									
224	KIM Moonjeong	KOR	185	225	193	603	1	201.0	
228	KOVALOVA Daria	UKR	220	214	215	649	2	216.3	



TEST REPORT
DO NOT DISTRIBUTE

Results Summary


REVISED
2 JUL 9:39

As of MON 2 JUL 2018

Bib	Name	NOC Code	Game 1	Game 2	Game 3	Total	Result	Avg.	Remark
Semifinals									
Semifinal 1									
211	BEUTHNER Laura	GER	226	247	227	DSQ	2	233.3	
205	GUERRERO Clara	COL	269	210	218	697	1	232.3	
Semifinal 2									
229	KULICK Kelly	USA	234	247		481	2	240.5	
228	KOVALOVA Daria	UKR	183	214		397	0	198.5	
Finals									
Bronze Medal Match									
205	GUERRERO Clara	COL	239	228		467	2	233.5	
228	KOVALOVA Daria	UKR	170	216		386	0	193.0	
Gold Medal Match									
211	BEUTHNER Laura	GER	287	222		DSQ	2	254.5	
229	KULICK Kelly	USA	165	207		372	0	186.0	

Legend:
Avg. Average DSQ Disqualified

Laura Beuthner was Disqualified.

Timing and Results provided by  **TISSOT**

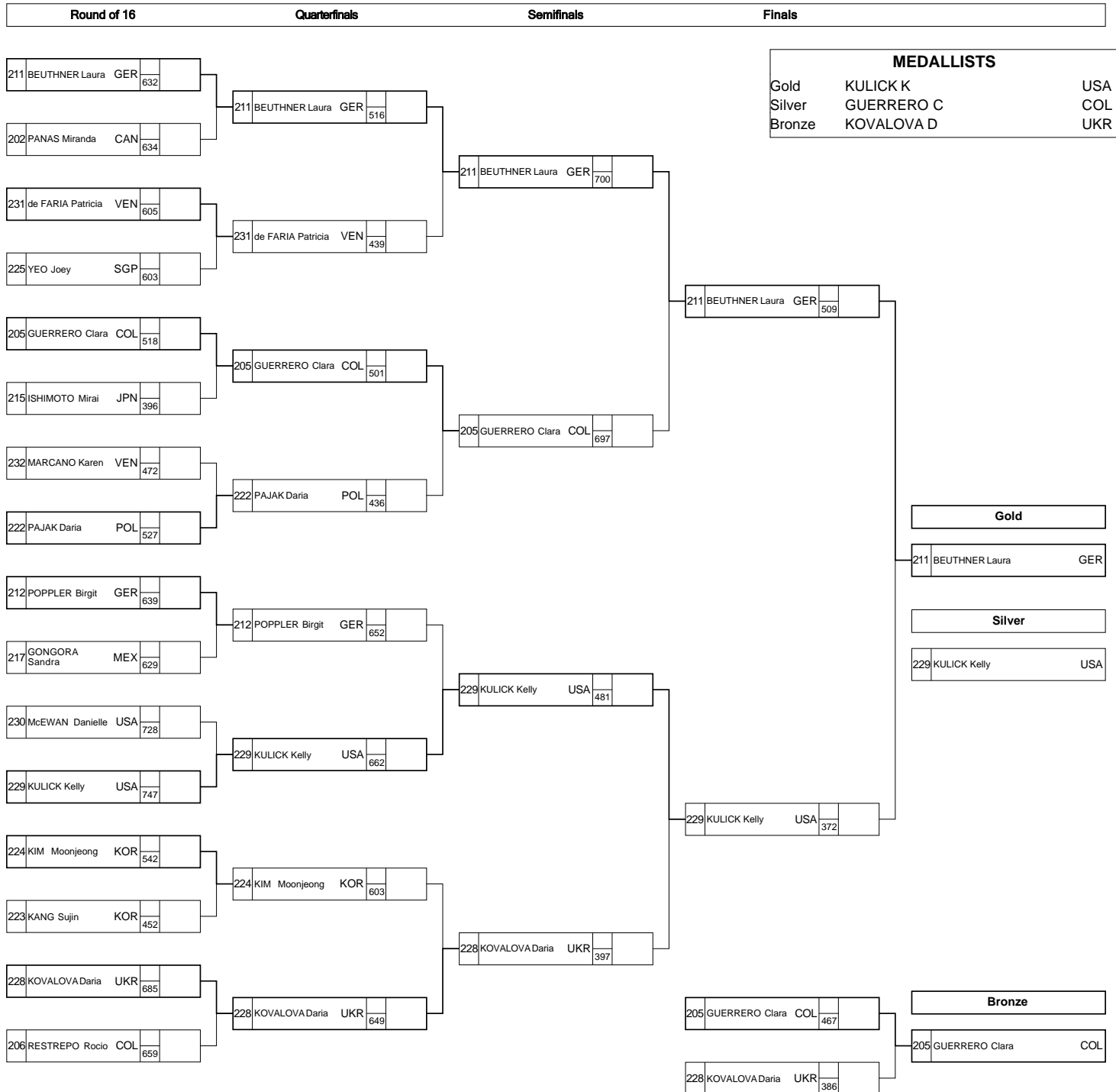


TEST REPORT
DO NOT DISTRIBUTE


Brackets

REVISED
2 JUL 9:36

As of MON 2 JUL 2018



Laura Beuthner was Disqualified.
Medalists were amended.

Timing and Results provided by  TISSOT



TEST REPORT
DO NOT DISTRIBUTE


Medallists

REVISED
2 JUL 9:36

As of MON 2 JUL 2018

Medal	Name	NOC
GOLD	KULICK Kelly	USA - United States of America
SILVER	GUERRERO Clara	COL - Colombia
BRONZE	KOVALOVA Daria	UKR - Ukraine

Laura Beuthner was Disqualified.


Timing and Results provided by  TISSOT



Results

Bib	Name	NOC Code	Game 1	Game 2	Game 3	Total	Result	Avg.	Winner	Remark
205	GUERRERO Clara	COL	239	228		467	2	233.5	X	
228	KOVALOVA Daria	UKR	170	216		386	0	193.0		

Legend:
Avg. Average


Timing and Results provided by  TISSOT



Results

Bib	Name	NOC Code	Game 1	Game 2	Game 3	Total	Result	Avg.	Winner	Remark
211	BEUTHNER Laura	GER	287	222		509	2	254.5	X	
229	KULICK Kelly	USA	165	207		372	0	186.0		

Legend:
Avg. Average


Timing and Results provided by  **TISSOT**



Results

Bib	Name	NOC Code	Game 1	Game 2	Game 3	Total	Result	Avg.	Winner	Remark
211	BEUTHNER Laura	GER	226	247	227	700	2	233.3	X	
205	GUERRERO Clara	COL	269	210	218	697	1	232.3		

Legend:
Avg. Average


Timing and Results provided by  **TISSOT**



Results

Bib	Name	NOC Code	Game 1	Game 2	Game 3	Total	Result	Avg.	Winner	Remark
229	KULICK Kelly	USA	234	247		481	2	240.5	X	
228	KOVALOVA Daria	UKR	183	214		397	0	198.5		

Legend:
Avg. Average


Timing and Results provided by  **TISSOT**



Results

Bib	Name	NOC Code	Game 1	Game 2	Game 3	Total	Result	Avg.	Winner	Remark
211	BEUTHNER Laura	GER	279	237		516	2	258.0	X	
231	de FARIA Patricia	VEN	225	214		439	0	219.5		

Legend:
Avg. Average


Timing and Results provided by  **TISSOT**



Results

Bib	Name	NOC Code	Game 1	Game 2	Game 3	Total	Result	Avg.	Winner	Remark
205	GUERRERO Clara	COL	267	234		501	2	250.5	X	
222	PAJAK Daria	POL	216	220		436	0	218.0		

Legend:
 Avg. Average


Timing and Results provided by  **TISSOT**



Results

Bib	Name	NOC Code	Game 1	Game 2	Game 3	Total	Result	Avg.	Winner	Remark
212	POPPLER Birgit	GER	206	224	222	652	1	217.3		
229	KULICK Kelly	USA	156	227	279	662	2	220.7	X	

Legend:
Avg. Average


Timing and Results provided by  **TISSOT**



Results

Bib	Name	NOC Code	Game 1	Game 2	Game 3	Total	Result	Avg.	Winner	Remark
224	KIM Moonjeong	KOR	185	225	193	603	1	201.0		
228	KOVALOVA Daria	UKR	220	214	215	649	2	216.3	X	

Legend:
Avg. Average


Timing and Results provided by  **TISSOT**



Results

Bib	Name	NOC Code	Game 1	Game 2	Game 3	Total	Result	Avg.	Winner	Remark
211	BEUTHNER Laura	GER	224	193	215	632	2	210.7	X	
202	PANAS Miranda	CAN	222	201	211	634	1	211.3		

Legend:
Avg. Average


Timing and Results provided by  **TISSOT**



Results

Bib	Name	NOC Code	Game 1	Game 2	Game 3	Total	Result	Avg.	Winner	Remark
231	de FARIA Patricia	VEN	215	167	223	605	2	201.7	X	
225	YEO Joey	SGP	200	206	197	603	1	201.0		

Legend:
Avg. Average


Timing and Results provided by  **TISSOT**



Results

Bib	Name	NOC Code	Game 1	Game 2	Game 3	Total	Result	Avg.	Winner	Remark
205	GUERRERO Clara	COL	290	228		518	2	259.0	X	
215	ISHIMOTO Mirai	JPN	184	212		396	0	198.0		

Legend:
Avg. Average


Timing and Results provided by  **TISSOT**



Results

Bib	Name	NOC Code	Game 1	Game 2	Game 3	Total	Result	Avg.	Winner	Remark
232	MARCANO Karen	VEN	227	245		472	0	236.0		
222	PAJAK Daria	POL	269	258		527	2	263.5	X	

Legend:
Avg. Average


Timing and Results provided by  **TISSOT**



Results

Bib	Name	NOC Code	Game 1	Game 2	Game 3	Total	Result	Avg.	Winner	Remark
212	POPPLER Birgit	GER	227	176	236	639	2	213.0	X	
217	GONGORA Sandra	MEX	214	206	209	629	1	209.7		

Legend:
Avg. Average


Timing and Results provided by  **TISSOT**



Results

Bib	Name	NOC Code	Game 1	Game 2	Game 3	Total	Result	Avg.	Winner	Remark
230	McEWAN Danielle	USA	274	225	229	728	1	242.7		
229	KULICK Kelly	USA	222	277	248	747	2	249.0	X	

Legend:
 Avg. Average


Timing and Results provided by  **TISSOT**



Results

Bib	Name	NOC Code	Game 1	Game 2	Game 3	Total	Result	Avg.	Winner	Remark
224	KIM Moonjeong	KOR	264	278		542	2	271.0	X	
223	KANG Sujin	KOR	205	247		452	0	226.0		

Legend:
Avg. Average


Timing and Results provided by  **TISSOT**



Results

Bib	Name	NOC Code	Game 1	Game 2	Game 3	Total	Result	Avg.	Winner	Remark
228	KOVALOVA Daria	UKR	227	224	234	685	2	228.3	X	
206	RESTREPO Rocio	COL	201	243	215	659	1	219.7		

Legend:
Avg. Average

Timing and Results provided by  **TISSOT**



Results

As of FRI 21 JUL 2017

Rank	Bib	Name	NOC Code	Game 1	Game 2	Game 3	Game 4	Game 5	Game 6	Total	Avg.	Points Behind	Status
1	211	BEUTHNER Laura	GER	238	259	269	237	298	248	1549	258.2		
2	206	RESTREPO Rocio	COL	217	257	256	248	264	244	1486	247.7	-63	
3	212	POPPLER Birgit	GER	227	226	236	300	235	257	1481	246.8	-68	
4	222	PAJAK Daria	POL	187	220	279	219	246	298	1449	241.5	-100	
5	215	ISHIMOTO Mirai	JPN	213	233	202	243	279	279	1449	241.5	-100	
6	229	KULICK Kelly	USA	237	278	246	236	212	193	1402	233.7	-147	
7	224	KIM Moonjeong	KOR	216	220	181	277	238	257	1389	231.5	-160	
8	225	YEO Joey	SGP	278	192	215	223	267	206	1381	230.2	-168	
9	231	de FARIA Patricia	VEN	214	237	258	216	200	255	1380	230.0	-169	
10	223	KANG Sujin	KOR	215	227	246	267	223	191	1369	228.2	-180	
11	230	McEWAN Danielle	USA	182	224	214	258	256	227	1361	226.8	-188	
12	205	GUERRERO Clara	COL	241	184	204	223	239	247	1338	223.0	-211	
13	232	MARCANO Karen	VEN	206	248	194	210	200	279	1337	222.8	-212	
14	217	GONGORA Sandra	MEX	208	181	287	202	220	235	1333	222.2	-216	
15	228	KOVALOVA Daria	UKR	212	212	205	247	218	199	1293	215.5	-256	
16	202	PANAS Miranda	CAN	214	227	233	195	201	218	1288	214.7	-261	
17	216	TAKEKAWA Hikaru	JPN	225	190	213	244	184	216	1272	212.0	-277	
18	226	YEONG-NATHAN Jasmine	SGP	226	180	154	213	229	258	1260	210.0	-289	
19	209	HILTUNEN Eliisa	FIN	206	160	199	246	233	212	1256	209.3	-293	
20	210	PASANEN Sanna	FIN	245	225	181	200	198	205	1254	209.0	-295	
21	201	BERCIER Valerie	CAN	182	225	198	185	245	215	1250	208.3	-299	
22	213	DALY Becky	GBR	181	176	200	222	228	235	1242	207.0	-307	
23	208	BRONDSTED Britt	DEN	254	201	202	225	174	177	1233	205.5	-316	
24	207	AGERBO Rikke H	DEN	194	166	213	217	230	208	1228	204.7	-321	
25	218	LOPEZ Tannya	MEX	204	224	160	155	240	202	1185	197.5	-364	
26	214	HANNAN Samantha	GBR	214	198	192	173	209	194	1180	196.7	-369	
27	203	PAN Yu-Fen	TPE	180	169	192	256	160	222	1179	196.5	-370	
28	204	TSAI Hsin-Yi	TPE	190	204	183	216	181	188	1162	193.7	-387	
29	219	ZHANG Chunli	CHN	160	225	210	204	189	173	1161	193.5	-388	
30	221	CHAREZINSKA Lucyna	POL	179	208	183	200	200	180	1150	191.7	-399	
31	227	KONONENKO Liliia	UKR	179	176	181	197	204	207	1144	190.7	-405	
32	220	ZHANG Yuhong	CHN	178	162	182	202	181	235	1140	190.0	-409	

Legend:
Avg. Average

Timing and Results provided by  TISSOT

RESULTS BOOK



Bowling Women's Doubles



THE WORLD GAMES
WROCLAW 2017

T+TISSOT
SWISS WATCHES SINCE 1853



Results Summary

As of MON 24 JUL 2017

Bib	Name	NOC Code	Game 1	Game 2	Total	Avg	Grand	Remark
Pool A								
Match 1								
	GONGORA Sandra	MEX	215	258	473	236.5		
	LOPEZ Tannya		237	201	438	219.0	911	
	YEONG-NATHAN Jasmine	SGP	171	269	440	220.0		
	YEO Joey		180	225	405	202.5	845	
Match 2								
	KONONENKO Liliia	UKR	225	158	383	191.5		
	KOVALOVA Daria		224	217	441	220.5	824	
	HANNAN Samantha	GBR	221	178	399	199.5		
	DALY Becky		205	190	395	197.5	794	
Pool B								
Match 1								
	CHAREZINSKA Lucyna	POL	195	180	375	187.5		
	PAJAK Daria		182	190	372	186.0	747	
	KIM Moonjeong	KOR	226	204	430	215.0		
	KANG Sujin		279	266	545	272.5	975	
Match 2								
	PANAS Miranda	CAN	226	182	408	204.0		
	BERCIER Valerie		206	195	401	200.5	809	
	RESTREPO Rocio	COL	257	244	501	250.5		
	GUERRERO Clara		277	190	467	233.5	968	
Pool C								
Match 1								
	TSAI Hsin-Yi	TPE	221	184	405	202.5		
	PAN Yu-Fen		226	215	441	220.5	846	
	BEUTHNER Laura	GER	251	205	456	228.0		
	POPPLER Birgit		225	195	420	210.0	876	
Match 2								
	ZHANG Yuhong	CHN	200	201	401	200.5		
	ZHANG Chunli		205	181	386	193.0	787	
	de FARIA Patricia	VEN	216	179	395	197.5		
	MARCANO Karen		230	181	411	205.5	806	



Results Summary

As of MON 24 JUL 2017

Bib	Name	NOC Code	Game 1	Game 2	Total	Avg	Grand	Remark
Pool D								
Match 1								
	ISHIMOTO Mirai	JPN	235	207	442	221.0		
	TAKEKAWA Hikaru		226	163	389	194.5	831	
	KULICK Kelly	USA	195	222	417	208.5		
	McEWAN Danielle		267	256	523	261.5	940	
Match 2								
	HILTUNEN Eliisa	FIN	218	235	453	226.5		
	PASANEN Sanna		207	248	455	227.5	908	
	AGERBO Rikke H	DEN	238	195	433	216.5		
	BRONDSTED Britt		172	300	472	236.0	905	
Pool A								
Match 3								
	HANNAN Samantha	GBR	205	161	366	183.0		
	DALY Becky		216	149	365	182.5	731	
	GONGORA Sandra	MEX	300	205	505	252.5		
	LOPEZ Tannya		214	230	444	222.0	949	
Match 4								
	YEONG-NATHAN Jasmine	SGP	240	225	465	232.5		
	YEO Joey		234	235	469	234.5	934	
	KONONENKO Liliia	UKR	147	167	314	157.0		
	KOVALOVA Daria		235	253	488	244.0	802	
Pool B								
Match 3								
	RESTREPO Rocio	COL	246	277	523	261.5		
	GUERRERO Clara		257	214	471	235.5	994	
	CHAREZINSKA Lucyna	POL	184	189	373	186.5		
	PAJAK Daria		252	199	451	225.5	824	
Match 4								
	KIM Moonjeong	KOR	214	223	437	218.5		
	KANG Sujin		209	257	466	233.0	903	
	PANAS Miranda	CAN	236	246	482	241.0		
	BERCIER Valerie		247	214	461	230.5	943	



Results Summary

As of MON 24 JUL 2017

Bib	Name	NOC Code	Game 1	Game 2	Total	Avg	Grand	Remark
Pool C								
Match 3								
	de FARIA Patricia	VEN	216	195	411	205.5		
	MARCANO Karen		238	220	458	229.0	869	
	TSAI Hsin-Yi	TPE	194	214	408	204.0		
	PAN Yu-Fen		194	223	417	208.5	825	
Match 4								
	BEUTHNER Laura	GER	202	231	433	216.5		
	POPPLER Birgit		223	268	491	245.5	924	
	ZHANG Yuhong	CHN	180	193	373	186.5		
	ZHANG Chunli		181	228	409	204.5	782	
Pool D								
Match 3								
	AGERBO Rikke H	DEN	190	225	415	207.5		
	BRONSTED Brit		186	171	357	178.5	772	
	ISHIMOTO Mirai	JPN	257	216	473	236.5		
	TAKEKAWA Hikaru		224	188	412	206.0	885	
Match 4								
	KULICK Kelly	USA	201	218	419	209.5		
	McEWAN Danielle		217	184	401	200.5	820	
	HILTUNEN Eliisa	FIN	225	227	452	226.0		
	PASANEN Sanna		204	247	451	225.5	903	
Pool A								
Match 5								
	YEONG-NATHAN Jasmine	SGP	238	234	472	236.0		
	YEO Joey		214	257	471	235.5	943	
	HANNAN Samantha	GBR	208	198	406	203.0		
	DALY Becky		199	216	415	207.5	821	
Match 6								
	GONGORA Sandra	MEX	245	215	460	230.0		
	LOPEZ Tannya		189	279	468	234.0	928	
	KONONENKO Liliia	UKR	186	182	368	184.0		
	KOVALOVA Daria		195	248	443	221.5	811	



Results Summary

As of MON 24 JUL 2017

Bib	Name	NOC Code	Game 1	Game 2	Total	Avg	Grand	Remark
Pool B								
Match 5								
	KIM Moonjeong	KOR	239	211	450	225.0		
	KANG Sujin		209	259	468	234.0	918	
	RESTREPO Rocio	COL	238	247	485	242.5		
	GUERRERO Clara		248	266	514	257.0	999	
Match 6								
	CHAREZINSKA Lucyna	POL	140	164	304	152.0		
	PAJAK Daria		167	193	360	180.0	664	
	PANAS Miranda	CAN	224	233	457	228.5		
	BERCIER Valerie		203	188	391	195.5	848	
Pool C								
Match 5								
	BEUTHNER Laura	GER	214	248	462	231.0		
	POPPLER Birgit		213	238	451	225.5	913	
	de FARIA Patricia	VEN	157	204	361	180.5		
	MARCANO Karen		210	207	417	208.5	778	
Match 6								
	TSAI Hsin-Yi	TPE	234	234	468	234.0		
	PAN Yu-Fen		176	194	370	185.0	838	
	ZHANG Yuhong	CHN	209	213	422	211.0		
	ZHANG Chunli		179	193	372	186.0	794	
Pool D								
Match 5								
	KULICK Kelly	USA	233	268	501	250.5		
	McEWAN Danielle		190	245	435	217.5	936	
	AGERBO Rikke H	DEN	222	212	434	217.0		
	BRONDSTED Britt		217	219	436	218.0	870	
Match 6								
	ISHIMOTO Mirai	JPN	266	156	422	211.0		
	TAKEKAWA Hikaru		176	232	408	204.0	830	
	HILTUNEN Eliisa	FIN	185	209	394	197.0		
	PASANEN Sanna		217	229	446	223.0	840	



Results Summary

As of MON 24 JUL 2017

Bib	Name	NOC Code	Game 1	Game 2	Total	Avg	Grand	Remark
Quarterfinals								
Quarterfinal 1								
	GONGORA Sandra	MEX	237	171	408	204.0		
	LOPEZ Tannya		224	267	491	245.5	899	
	PANAS Miranda	CAN	178	193	371	185.5		
	BERCIER Valerie		200	236	436	218.0	807	
Quarterfinal 2								
	YEONG-NATHAN Jasmine	SGP	213	205	418	209.0		
	YEO Joey		194	235	429	214.5	847	
	RESTREPO Rocio	COL	248	256	504	252.0		
	GUERRERO Clara		240	205	445	222.5	949	
Quarterfinal 3								
	BEUTHNER Laura	GER	223	256	479	239.5		
	POPPLER Birgit		193	181	374	187.0	853	
	KULICK Kelly	USA	278	279	557	278.5		
	McEWAN Danielle		278	222	500	250.0	1057	
Quarterfinal 4								
	de FARIA Patricia	VEN	215	202	417	208.5		
	MARCANO Karen		201	238	439	219.5	856	
	HILTUNEN Eliisa	FIN	234	204	438	219.0		
	PASANEN Sanna		225	152	377	188.5	815	
Semifinals								
Semifinal 1								
	GONGORA Sandra	MEX	223	198	421	210.5		
	LOPEZ Tannya		192	199	391	195.5	812	
	KULICK Kelly	USA	214	215	429	214.5		
	McEWAN Danielle		290	184	474	237.0	903	
Semifinal 2								
	RESTREPO Rocio	COL	214	258	472	236.0		
	GUERRERO Clara		242	233	475	237.5	947	
	de FARIA Patricia	VEN	215	257	472	236.0		
	MARCANO Karen		203	191	394	197.0	866	



Results Summary

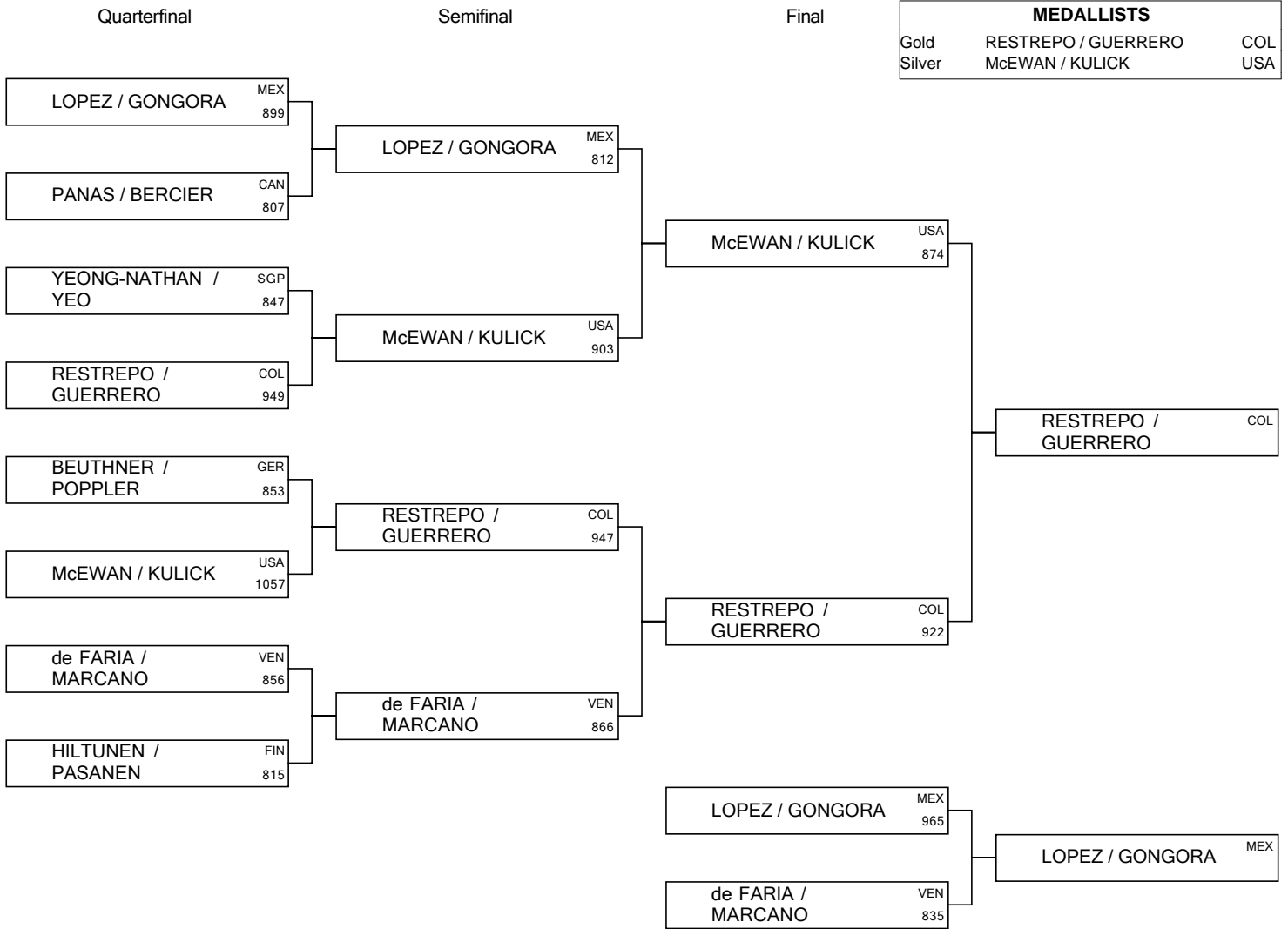
As of MON 24 JUL 2017

Bib	Name	NOC Code	Game 1	Game 2	Total	Avg	Grand	Remark
Finals								
Bronze Medal Match								
	GONGORA Sandra	MEX	254	268	522	261.0		
	LOPEZ Tannya		206	237	443	221.5	965	
	de FARIA Patricia	VEN	189	231	420	210.0		
	MARCANO Karen		241	174	415	207.5	835	
Gold Medal Match								
	KULICK Kelly	USA	224	223	447	223.5		
	McEWAN Danielle		226	201	427	213.5	874	
	RESTREPO Rocio	COL	210	206	416	208.0		
	GUERRERO Clara		279	227	506	253.0	922	



Brackets

As of SUN 23 JUL 2017





Round Robin Summary

As of SUN 23 JUL 2017

Pool A

Rank	NOC Code	Name	A	B	C	D	Pins	Games	Wins	Ties	Points	Remark
1	MEX	A LOPEZ / GONGORA	-	911	928	949	2788	3	3	0	6	Q
2	SGP	B YEONG-NATHAN / YEO	845	-	934	943	2722	3	2	0	4	Q
3	UKR	C KOVALOVA / KONONENKO	811	802	-	824	2437	3	1	0	2	
4	GBR	D HANNAN / DALY	731	821	794	-	2346	3	0	0	0	

Pool B

Rank	NOC Code	Name	A	B	C	D	Pins	Games	Wins	Ties	Points	Remark
1	COL	A RESTREPO / GUERRERO	-	968	999	994	2961	3	3	0	6	Q
2	CAN	B PANAS / BERCIER	809	-	943	848	2600	3	2	0	4	Q
3	KOR	C KIM / KANG	918	903	-	975	2796	3	1	0	2	
4	POL	D CHAREZINSKA / PAJAK	824	664	747	-	2235	3	0	0	0	

Pool C


Rank	NOC Code	Name	A	B	C	D	Pins	Games	Wins	Ties	Points	Remark
1	GER	A BEUTHNER / POPPLER	-	913	876	924	2713	3	3	0	6	Q
2	VEN	B de FARIA / MARCANO	778	-	869	806	2453	3	2	0	4	Q
3	TPE	C PAN / TSAI	846	825	-	838	2509	3	1	0	2	
4	CHN	D ZHANG / ZHANG	782	787	794	-	2363	3	0	0	0	

Pool D

Rank	NOC Code	Name	A	B	C	D	Pins	Games	Wins	Ties	Points	Remark
1	FIN	A HILTUNEN / PASANEN	-	903	840	908	2651	3	3	0	6	Q
2	USA	B McEWAN / KULICK	820	-	940	936	2696	3	2	0	4	Q
3	JPN	C ISHIMOTO / TAKEKAWA	830	831	-	885	2546	3	1	0	2	
4	DEN	D AGERBO / BRONSTED	905	870	772	-	2547	3	0	0	0	

Legend:

Q Qualified

Timing and Results provided by  TISSOT



Tournament Summary

As of MON 24 JUL 2017

Pool A

Rank	NOC Code	Name	A	B	C	D	Pins	Games	Wins	Ties	Points	Remark
1	MEX	A LOPEZ / GONGORA	-	911	928	949	2788	3	3	0	6	Q
2	SGP	B YEONG-NATHAN / YEO	845	-	934	943	2722	3	2	0	4	Q
3	UKR	C KOVALOVA / KONONENKO	811	802	-	824	2437	3	1	0	2	
4	GBR	D HANNAN / DALY	731	821	794	-	2346	3	0	0	0	

Pool B

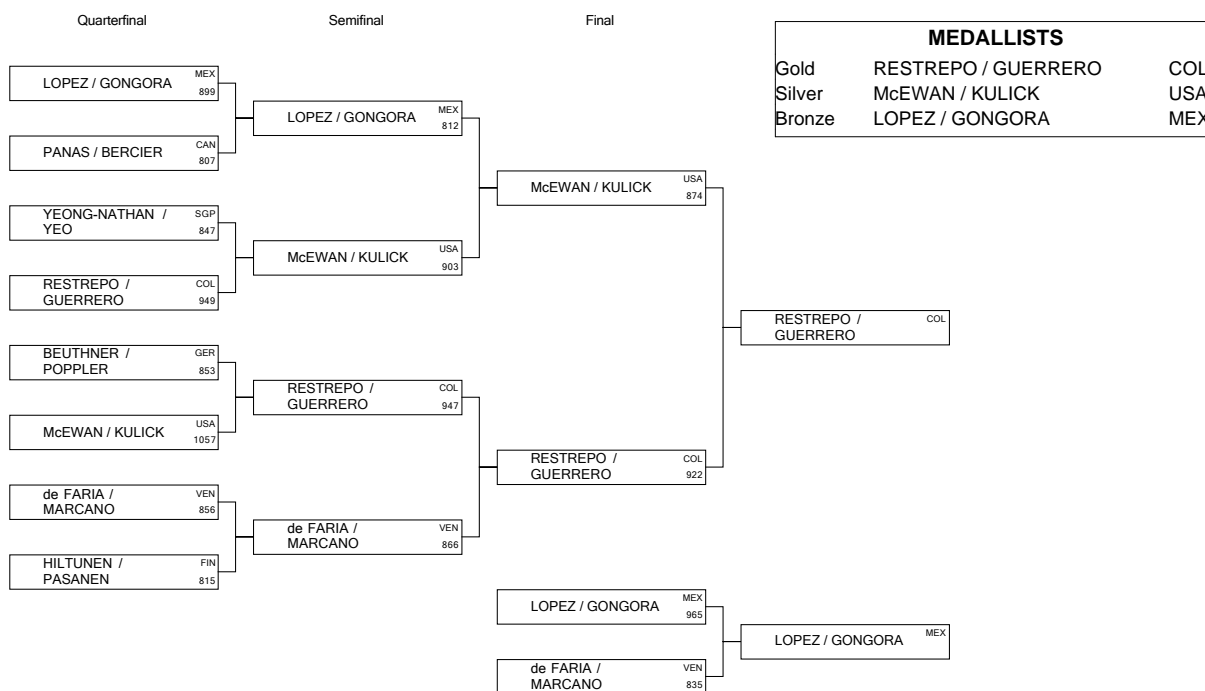
Rank	NOC Code	Name	A	B	C	D	Pins	Games	Wins	Ties	Points	Remark
1	COL	A RESTREPO / GUERRERO	-	968	999	994	2961	3	3	0	6	Q
2	CAN	B PANAS / BERCIER	809	-	943	848	2600	3	2	0	4	Q
3	KOR	C KIM / KANG	918	903	-	975	2796	3	1	0	2	
4	POL	D CHAREZINSKA / PAJAK	824	664	747	-	2235	3	0	0	0	

Pool C

Rank	NOC Code	Name	A	B	C	D	Pins	Games	Wins	Ties	Points	Remark
1	GER	A BEUTHNER / POPPLER	-	913	876	924	2713	3	3	0	6	Q
2	VEN	B de FARIA / MARCANO	778	-	869	806	2453	3	2	0	4	Q
3	TPE	C PAN / TSAI	846	825	-	838	2509	3	1	0	2	
4	CHN	D ZHANG / ZHANG	782	787	794	-	2363	3	0	0	0	

Pool D

Rank	NOC Code	Name	A	B	C	D	Pins	Games	Wins	Ties	Points	Remark
1	FIN	A HILTUNEN / PASANEN	-	903	840	908	2651	3	3	0	6	Q
2	USA	B McEWAN / KULICK	820	-	940	936	2696	3	2	0	4	Q
3	JPN	C ISHIMOTO / TAKEKAWA	830	831	-	885	2546	3	1	0	2	
4	DEN	D AGERBO / BRONSTED	905	870	772	-	2547	3	0	0	0	





Medallists

As of SUN 23 JUL 2017


Medal	NOC	Name
GOLD	COL - Colombia	GUERRERO Clara RESTREPO Rocio
SILVER	USA - United States of America	KULICK Kelly McEWAN Danielle
BRONZE	MEX - Mexico	GONGORA Sandra LOPEZ Tannya



Results

NOC Code	Bib	Name	Game 1	Game 2	Total	Avg.	Team Total	Winner	Remark
MEX		GONGORA Sandra	254	268	522	261.0			
		LOPEZ Tannya	206	237	443	221.5	965	X	
VEN		de FARIA Patricia	189	231	420	210.0			
		MARCANO Karen	241	174	415	207.5	835		

Legend:
Avg. Average

Timing and Results provided by  **TISSOT**



Results

NOC Code	Bib	Name	Game 1	Game 2	Total	Avg.	Team Total	Winner	Remark
USA		KULICK Kelly	224	223	447	223.5	874		
		McEWAN Danielle	226	201	427	213.5			
COL		RESTREPO Rocio	210	206	416	208.0	922		
		GUERRERO Clara	279	227	506	253.0		X	

Legend:
Avg. Average

Timing and Results provided by  **TISSOT**




Results

REVISED
23 JUL 17:10

NOC Code	Bib	Name	Game 1	Game 2	Total	Avg.	Team Total	Winner	Remark
MEX		GONGORA Sandra	223	198	421	210.5			
		LOPEZ Tannya	192	199	391	195.5	812		
USA		KULICK Kelly	214	215	429	214.5			
		McEWAN Danielle	290	184	474	237.0	903	X	

Legend:
Avg. Average


Timing and Results provided by  TISSOT



Results

NOC Code	Bib	Name	Game 1	Game 2	Total	Avg.	Team Total	Winner	Remark
COL		RESTREPO Rocio	214	258	472	236.0			
		GUERRERO Clara	242	233	475	237.5	947	X	
VEN		de FARIA Patricia	215	257	472	236.0			
		MARCANO Karen	203	191	394	197.0	866		

Legend:
 Avg. Average


Timing and Results provided by  **TISSOT**



Results

NOC Code	Bib	Name	Game 1	Game 2	Total	Avg.	Team Total	Winner	Remark
MEX		GONGORA Sandra	237	171	408	204.0			
		LOPEZ Tannya	224	267	491	245.5	899	X	
CAN		PANAS Miranda	178	193	371	185.5			
		BERCIER Valerie	200	236	436	218.0	807		

Legend:
Avg. Average


Timing and Results provided by  **TISSOT**



Results

NOC Code	Bib	Name	Game 1	Game 2	Total	Avg.	Team Total	Winner	Remark
SGP		YEONG-NATHAN Jasmine	213	205	418	209.0	847		
		YEO Joey	194	235	429	214.5			
COL		RESTREPO Rocio	248	256	504	252.0	949		
		GUERRERO Clara	240	205	445	222.5		X	

Legend:
 Avg. Average


Timing and Results provided by  **TISSOT**



Results

NOC Code	Bib	Name	Game 1	Game 2	Total	Avg.	Team Total	Winner	Remark
GER		BEUTHNER Laura	223	256	479	239.5			
		POPPLER Birgit	193	181	374	187.0	853		
USA		KULICK Kelly	278	279	557	278.5			
		McEWAN Danielle	278	222	500	250.0	1057	X	

Legend:
 Avg. Average


Timing and Results provided by  **TISSOT**



Results

NOC Code	Bib	Name	Game 1	Game 2	Total	Avg.	Team Total	Winner	Remark
VEN		de FARIA Patricia	215	202	417	208.5	856	X	
		MARCANO Karen	201	238	439	219.5			
FIN		HILTUNEN Eliisa	234	204	438	219.0	815		
		PASANEN Sanna	225	152	377	188.5			

Legend:
Avg. Average


Timing and Results provided by  **TISSOT**



Results

NOC Code	Bib	Name	Game 1	Game 2	Total	Avg.	Team Total	Winner	Remark
JPN		ISHIMOTO Mirai	235	207	442	221.0	831		
		TAKEKAWA Hikaru	226	163	389	194.5			
USA		KULICK Kelly	195	222	417	208.5	940		
		McEWAN Danielle	267	256	523	261.5		X	

Legend:
 Avg. Average


Timing and Results provided by  **TISSOT**



Results

NOC Code	Bib	Name	Game 1	Game 2	Total	Avg.	Team Total	Winner	Remark
FIN		HILTUNEN Eliisa	218	235	453	226.5	908	X	
		PASANEN Sanna	207	248	455	227.5			
DEN		AGERBO Rikke H	238	195	433	216.5	905		
		BRONDSTED Britt	172	300	472	236.0			

Legend:
Avg. Average


Timing and Results provided by  **TISSOT**



Results

NOC Code	Bib	Name	Game 1	Game 2	Total	Avg.	Team Total	Winner	Remark
DEN		AGERBO Rikke H	190	225	415	207.5			
		BRONDSTED Britt	186	171	357	178.5	772		
JPN		ISHIMOTO Mirai	257	216	473	236.5			
		TAKEKAWA Hikaru	224	188	412	206.0	885	X	

Legend:
 Avg. Average


Timing and Results provided by  **TISSOT**



Results

NOC Code	Bib	Name	Game 1	Game 2	Total	Avg.	Team Total	Winner	Remark
USA		KULICK Kelly	201	218	419	209.5	820		
		McEWAN Danielle	217	184	401	200.5			
FIN		HILTUNEN Eliisa	225	227	452	226.0	903		
		PASANEN Sanna	204	247	451	225.5		X	

Legend:
Avg. Average


Timing and Results provided by  **TISSOT**



Results

NOC Code	Bib	Name	Game 1	Game 2	Total	Avg.	Team Total	Winner	Remark
USA		KULICK Kelly	233	268	501	250.5	936	X	
		McEWAN Danielle	190	245	435	217.5			
DEN		AGERBO Rikke H	222	212	434	217.0	870		
		BRONSTED Brit	217	219	436	218.0			

Legend:
Avg. Average


Timing and Results provided by  **TISSOT**



Results

NOC Code	Bib	Name	Game 1	Game 2	Total	Avg.	Team Total	Winner	Remark
JPN		ISHIMOTO Mirai	266	156	422	211.0			
		TAKEKAWA Hikaru	176	232	408	204.0	830		
FIN		HILTUNEN Eliisa	185	209	394	197.0			
		PASANEN Sanna	217	229	446	223.0	840	X	

Legend:
 Avg. Average


Timing and Results provided by  **TISSOT**



Results

NOC Code	Bib	Name	Game 1	Game 2	Total	Avg.	Team Total	Winner	Remark
TPE		TSAI Hsin-Yi	221	184	405	202.5	846		
		PAN Yu-Fen	226	215	441	220.5			
GER		BEUTHNER Laura	251	205	456	228.0	876	X	
		POPPLER Birgit	225	195	420	210.0			

Legend:
 Avg. Average


Timing and Results provided by  **TISSOT**



Results

NOC Code	Bib	Name	Game 1	Game 2	Total	Avg.	Team Total	Winner	Remark
CHN		ZHANG Yuhong	200	201	401	200.5	787		
		ZHANG Chunli	205	181	386	193.0			
VEN		de FARIA Patricia	216	179	395	197.5	806		
		MARCANO Karen	230	181	411	205.5		X	

Legend:
 Avg. Average


Timing and Results provided by  **TISSOT**



Results

NOC Code	Bib	Name	Game 1	Game 2	Total	Avg.	Team Total	Winner	Remark
VEN		de FARIA Patricia	216	195	411	205.5	869	X	
		MARCANO Karen	238	220	458	229.0			
TPE		TSAI Hsin-Yi	194	214	408	204.0	825		
		PAN Yu-Fen	194	223	417	208.5			

Legend:
Avg. Average


Timing and Results provided by  TISSOT



Results

NOC Code	Bib	Name	Game 1	Game 2	Total	Avg.	Team Total	Winner	Remark
GER		BEUTHNER Laura	202	231	433	216.5	924	X	
		POPPLER Birgit	223	268	491	245.5			
CHN		ZHANG Yuhong	180	193	373	186.5	782		
		ZHANG Chunli	181	228	409	204.5			

Legend:
Avg. Average


Timing and Results provided by  **TISSOT**



Results

NOC Code	Bib	Name	Game 1	Game 2	Total	Avg.	Team Total	Winner	Remark
GER		BEUTHNER Laura	214	248	462	231.0	913	X	
		POPPLER Birgit	213	238	451	225.5			
VEN		de FARIA Patricia	157	204	361	180.5	778		
		MARCANO Karen	210	207	417	208.5			

Legend:
Avg. Average


Timing and Results provided by  TISSOT



Results

NOC Code	Bib	Name	Game 1	Game 2	Total	Avg.	Team Total	Winner	Remark
TPE		TSAI Hsin-Yi	234	234	468	234.0			
		PAN Yu-Fen	176	194	370	185.0	838	X	
CHN		ZHANG Yuhong	209	213	422	211.0			
		ZHANG Chunli	179	193	372	186.0	794		

Legend:
Avg. Average


Timing and Results provided by  **TISSOT**



Results

NOC Code	Bib	Name	Game 1	Game 2	Total	Avg.	Team Total	Winner	Remark
POL		CHAREZINSKA Lucyna	195	180	375	187.5	747		
		PAJAK Daria	182	190	372	186.0			
KOR		KIM Moonjeong	226	204	430	215.0	975		
		KANG Sujin	279	266	545	272.5		X	

Legend:
 Avg. Average


Timing and Results provided by  **TISSOT**



Results

NOC Code	Bib	Name	Game 1	Game 2	Total	Avg.	Team Total	Winner	Remark
CAN		PANAS Miranda	226	182	408	204.0	809		
		BERCIER Valerie	206	195	401	200.5			
COL		RESTREPO Rocio	257	244	501	250.5	968		
		GUERRERO Clara	277	190	467	233.5		X	

Legend:
 Avg. Average


Timing and Results provided by  **TISSOT**



Results

NOC Code	Bib Name	Game 1	Game 2	Total	Avg.	Team Total	Winner	Remark
COL	RESTREPO Rocio	246	277	523	261.5	994	X	
	GUERRERO Clara	257	214	471	235.5			
POL	CHAREZINSKA Lucyna	184	189	373	186.5	824		
	PAJAK Daria	252	199	451	225.5			

Legend:
 Avg. Average


Timing and Results provided by  **TISSOT**



Results

NOC Code	Bib	Name	Game 1	Game 2	Total	Avg.	Team Total	Winner	Remark
KOR		KIM Moonjeong	214	223	437	218.5	903		
		KANG Sujin	209	257	466	233.0			
CAN		PANAS Miranda	236	246	482	241.0	943		
		BERCIER Valerie	247	214	461	230.5		X	

Legend:
 Avg. Average


Timing and Results provided by  **TISSOT**



Results

NOC Code	Bib	Name	Game 1	Game 2	Total	Avg.	Team Total	Winner	Remark
KOR		KIM Moonjeong	239	211	450	225.0	918		
		KANG Sujin	209	259	468	234.0			
COL		RESTREPO Rocio	238	247	485	242.5	999		
		GUERRERO Clara	248	266	514	257.0		X	

Legend:
 Avg. Average


Timing and Results provided by  **TISSOT**



Results

NOC Code	Bib	Name	Game 1	Game 2	Total	Avg.	Team Total	Winner	Remark
POL		CHAREZINSKA Lucyna	140	164	304	152.0			
		PAJAK Daria	167	193	360	180.0	664		
CAN		PANAS Miranda	224	233	457	228.5			
		BERCIER Valerie	203	188	391	195.5	848	X	

Legend:
Avg. Average


Timing and Results provided by  **TISSOT**



Results

NOC Code	Bib	Name	Game 1	Game 2	Total	Avg.	Team Total	Winner	Remark
MEX		GONGORA Sandra	215	258	473	236.5	911	X	
		LOPEZ Tannya	237	201	438	219.0			
SGP		YEONG-NATHAN Jasmine	171	269	440	220.0	845		
		YEO Joey	180	225	405	202.5			

Legend:
 Avg. Average


Timing and Results provided by  **TISSOT**



Results

NOC Code	Bib	Name	Game 1	Game 2	Total	Avg.	Team Total	Winner	Remark
UKR		KONONENKO Liliia	225	158	383	191.5	824	X	
		KOVALOVA Daria	224	217	441	220.5			
GBR		HANNAN Samantha	221	178	399	199.5	794		
		DALY Becky	205	190	395	197.5			

Legend:
 Avg. Average


Timing and Results provided by  **TISSOT**



Results

NOC Code	Bib	Name	Game 1	Game 2	Total	Avg.	Team Total	Winner	Remark
GBR		HANNAN Samantha	205	161	366	183.0	731		
		DALY Becky	216	149	365	182.5			
MEX		GONGORA Sandra	300	205	505	252.5	949		
		LOPEZ Tannya	214	230	444	222.0		X	

Legend:
Avg. Average


Timing and Results provided by  **TISSOT**



Results

NOC Code	Bib	Name	Game 1	Game 2	Total	Avg.	Team Total	Winner	Remark
SGP		YEONG-NATHAN Jasmine	240	225	465	232.5	934	X	
		YEO Joey	234	235	469	234.5			
UKR		KONONENKO Liliia	147	167	314	157.0	802		
		KOVALOVA Daria	235	253	488	244.0			

Legend:
Avg. Average


Timing and Results provided by  **TISSOT**



Results

NOC Code	Bib	Name	Game 1	Game 2	Total	Avg.	Team Total	Winner	Remark
SGP		YEONG-NATHAN Jasmine	238	234	472	236.0	943	X	
		YEO Joey	214	257	471	235.5			
GBR		HANNAN Samantha	208	198	406	203.0	821		
		DALY Becky	199	216	415	207.5			

Legend:
Avg. Average


Timing and Results provided by  **TISSOT**



Results

NOC Code	Bib	Name	Game 1	Game 2	Total	Avg.	Team Total	Winner	Remark
MEX		GONGORA Sandra	245	215	460	230.0			
		LOPEZ Tannya	189	279	468	234.0	928	X	
UKR		KONONENKO Liliia	186	182	368	184.0			
		KOVALOVA Daria	195	248	443	221.5	811		

Legend:
Avg. Average

Timing and Results provided by  **TISSOT**