

RESULTS BOOK



Orienteering



THE WORLD GAMES
WROCLAW 2017

T+TISSOT
SWISS WATCHES SINCE 1853

RESULTS BOOK

TABLE OF CONTENT

	Orienteering	1
1	Table of Contents	2
2	Number of Entries by NOC	3
3	Medallists by Event	4
4	Medal Standings	5
5	Men's Sprint	6
5.1	Start List	7
5.2	Results	8
5.3	Race Analysis	10
5.4	Medallists	18
6	Men's Middle Distance	19
6.1	Start List	20
6.2	Results	21
6.3	Race Analysis	23
6.4	Medallists	31
7	Women's Sprint	32
7.1	Start List	33
7.2	Results	34
7.3	Race Analysis	36
7.4	Medallists	41
8	Women's Middle Distance	42
8.1	Start List	43
8.2	Results	44
8.3	Race Analysis	46
8.4	Medallists	54
9	Mixed Team Relay	55
9.1	Results	56
9.2	Race Analysis - Team Event	59
9.3	Medallists	61





Number of Entries by NOC

As of WED 26 JUL 2017

NOC	Men			Women			Mixed	Total
	Middle Distance	Sprint	Total	Middle Distance	Sprint	Total	Team	
AUT - Austria	2	2	2	2	2	2	1	5
BEL - Belgium	1	1	1					1
BLR - Belarus				1	1	1		1
BRA - Brazil	2	2	2	2	2	2	1	5
CAN - Canada	2	2	2	2	2	2	1	5
CZE - Czech Republic	2	2	2	2	2	2	1	5
DEN - Denmark	2	2	2	2	2	2	1	5
ESP - Spain	1	1	1					1
EST - Estonia	2	2	2	2	2	2	1	5
FIN - Finland	2	2	2	2	2	2	1	5
FRA - France	2	2	2	2	2	2	1	5
GBR - Great Britain	2	2	2	2	2	2	1	5
GER - Germany				1	1	1		1
HUN - Hungary	2	2	2	2	2	2	1	5
ITA - Italy				1	1	1		1
JPN - Japan	1	1	1					1
KAZ - Kazakhstan				1	1	1		1
LAT - Latvia				1	1	1		1
NOR - Norway	2	2	2	2	2	2	1	5
NZL - New Zealand	2	2	2	2	2	2	1	5
POL - Poland	2	2	2	2	2	2	1	5
RUS - Russian Federation	2	2	2	2	2	2	1	5
SUI - Switzerland	3	3	3	2	2	2	1	6
SWE - Sweden	3	3	3	2	2	2	1	6
TPE - Chinese Taipei	1	1	1	1	1	1		2
UKR - Ukraine	2	2	2	2	2	2	1	5
Total:	40	40	40	40	40	40	17	97
Number of Countries:	21	21	21	23	23	23	17	26



Medallists by Event

As of THU 27 JUL 2017

Event	Date	Medal	Name	NOC Code
Sprint Women	25 JUL 2017	GOLD	ALM Maja	DEN
		SILVER	ROOS Elena	SUI
		BRONZE	STRAND Lina	SWE
Sprint Men	25 JUL 2017	GOLD	LYSELL Jerker	SWE
		SILVER	MICHIELS Yannick	BEL
		BRONZE	KYBURZ Matthias	SUI
Middle-Distance Women	26 JUL 2017	GOLD	JANSSON Helena	SWE
		SILVER	GEMPERLE NATALIA	RUS
		BRONZE	HAUSWIRTH Sabine	SUI
Middle-Distance Men	26 JUL 2017	GOLD	KYBURZ Matthias	SUI
		SILVER	HOWALD Florian	SUI
		BRONZE	KRAL Vojtech	CZE
Sprint Relay Mixed	27 JUL 2017	GOLD	DENMARK	DEN
		SILVER	SWITZERLAND	SUI
		BRONZE	RUSSIA	RUS



Medal Standings

As of THU 27 JUL 2017

Rank	NOC	Men				Women				Team Relay				Total				Rank by Total		
		G	S	B	Tot	G	S	B	Tot	G	S	B	Tot	G	S	B	Tot			
1	SWE - Sweden	1			1	1			1	2					2			1	3	2
2	DEN - Denmark					1			1	1				1	2				2	=3
3	SUI - Switzerland	1	1	1	3		1	1	2		1		1	1	1	3	2	6	1	
4	RUS - Russian Federation						1		1			1	1		1	1	2		=3	
5	BEL - Belgium		1		1										1		1		=5	
6	CZE - Czech Republic			1	1											1	1		=5	
Total:		2	2	2	6	2	2	2	6					5	5	5	15			

LEGEND							
=	Equal sign indicates that two or more NOCs share the same rank by total	B	Bronze	G	Gold	S	Silver
Tot	Total						

Timing and Results provided by  **TISSOT**

RESULTS BOOK



Orienteering Men's Sprint



THE WORLD GAMES
WROCLAW 2017

T+TISSOT
SWISS WATCHES SINCE 1853



Start List

Start Order	Start Number	Start Time	Name	NOC Code	Remarks
1	101	12:01:00	TANIKAWA Yuta	JPN	
2	102	12:02:00	SOSA DE ARAUJO Carlos Henrique	BRA	
3	103	12:03:00	FARIAS SOSA Sidnaldo	BRA	
4	104	12:04:00	LIU Cheng Hsun	TPE	
5	105	12:05:00	KUUKKA Elias	FIN	
6	106	12:06:00	BAUMHOLCZER Mata	HUN	
7	107	12:07:00	MORRISON Ross	NZL	
8	108	12:08:00	CRITCHLEY William	CAN	
9	109	12:09:00	TCVETKOV DMITRII	RUS	
10	110	12:10:00	KONOTOPETZ DAMIAN	CAN	
11	111	12:11:00	HEINMANN Kristo	EST	
12	112	12:12:00	KRATOV Oleksandr	UKR	
13	113	12:13:00	BAKO Aron	HUN	
14	114	12:14:00	PARFIANOWICZ Piotr	POL	
15	115	12:15:00	PAWLAK Bartosz	POL	
16	116	12:16:00	OSMOEN Jon Aukrust	NOR	
17	117	12:17:00	HERTNER Fabian	SUI	
18	118	12:18:00	KERSCHBAUMER Gernot	AUT	
19	119	12:19:00	LAUKKARINEN Jesse	FIN	
20	120	12:20:00	PETRZELA Jan	CZE	
21	121	12:21:00	MERL Robert	AUT	
22	122	12:22:00	GLIBOV Ruslan	UKR	
23	123	12:23:00	STREET Ralph	GBR	
24	124	12:24:00	BASSET Lucas	FRA	
25	125	12:25:00	BOBACH Soren	DEN	
26	126	12:26:00	BOESEN Andreas Hougaard	DEN	
27	127	12:27:00	KHRAMOV ANDREY	RUS	
28	128	12:28:00	HODKINSON Peter	GBR	
29	129	12:29:00	KIVIKAS Kenny	EST	
30	130	12:30:00	BLANES Andreu	ESP	
31	131	12:31:00	MICHIELS Yannick	BEL	
32	132	12:32:00	BERGMAN Gustav	SWE	
33	133	12:33:00	HOWALD Florian	SUI	
34	134	12:34:00	WESTERGARD Hakon Jarvis	NOR	
35	135	12:35:00	ROBERTSON Tim	NZL	
36	136	12:36:00	LYSELL Jerker	SWE	
37	137	12:37:00	TRANCHAND Frederic	FRA	
38	138	12:38:00	KRAL Vojtech	CZE	
39	139	12:39:00	REGBORN Martin	SWE	
40	140	12:40:00	KYBURZ Matthias	SUI	



Results

Rk	Start No	Name	NOC Code	Time	Time Behind	Remarks
1	136	LYSELL Jerker	SWE	14:40.50	+0.00	
2	131	MICHIELS Yannick	BEL	14:42.80	+2.30	
3	140	KYBURZ Matthias	SUI	14:57.20	+16.70	
4	122	GLIBOV Ruslan	UKR	14:58.50	+18.00	
5	139	REGBORN Martin	SWE	15:10.20	+29.70	
6	125	BOBACH Soren	DEN	15:11.30	+30.80	
7	123	STREET Ralph	GBR	15:11.80	+31.30	
8	137	TRANCHAND Frederic	FRA	15:11.90	+31.40	
9	138	KRAL Vojtech	CZE	15:19.20	+38.70	
10	133	HOWALD Florian	SUI	15:22.50	+42.00	
11	130	BLANES Andreu	ESP	15:29.90	+49.40	
12	128	HODKINSON Peter	GBR	15:31.30	+50.80	
13	126	BOESEN Andreas Hougaard	DEN	15:33.70	+53.20	
14	121	MERL Robert	AUT	15:36.10	+55.60	
15	135	ROBERTSON Tim	NZL	15:37.60	+57.10	
16	117	HERTNER Fabian	SUI	15:37.80	+57.30	
17	124	BASSET Lucas	FRA	15:39.00	+58.50	
18	132	BERGMAN Gustav	SWE	15:41.00	+1:00.50	
19	134	WESTERGARD Hakon Jarvis	NOR	15:41.50	+1:01.00	
20	127	KHRAMOV ANDREY	RUS	15:43.00	+1:02.50	
21	115	PAWLAK Bartosz	POL	15:43.40	+1:02.90	
22	114	PARFIANOWICZ Piotr	POL	15:46.10	+1:05.60	
23	118	KERSCHBAUMER Gernot	AUT	15:48.20	+1:07.70	
24	119	LAUKKARINEN Jesse	FIN	15:50.30	+1:09.80	
25	120	PETRZELA Jan	CZE	15:53.50	+1:13.00	
26	129	KIVIKAS Kenny	EST	15:58.00	+1:17.50	
27	105	KUUKKA Elias	FIN	16:15.80	+1:35.30	
28	110	KONOTOPETZ DAMIAN	CAN	16:21.20	+1:40.70	
29	109	TCVETKOV DMITRII	RUS	16:22.80	+1:42.30	
30	113	BAKO Aron	HUN	16:26.70	+1:46.20	
31	106	BAUMHOLCZER Mata	HUN	16:33.90	+1:53.40	
32	111	HEINMANN Kristo	EST	16:37.10	+1:56.60	
33	116	OSMOEN Jon Aukrust	NOR	16:38.00	+1:57.50	
34	107	MORRISON Ross	NZL	16:44.20	+2:03.70	
35	112	KRATOV Oleksandr	UKR	16:54.90	+2:14.40	
36	103	FARIAS SOUSA Sidnaldo	BRA	17:13.50	+2:33.00	
37	108	CRITCHLEY William	CAN	17:25.20	+2:44.70	
38	102	SOUSA DE ARAUJO Carlos Henrique	BRA	18:27.50	+3:47.00	
39	101	TANIKAWA Yuta	JPN	18:40.00	+3:59.50	
40	104	LIU Cheng Hsun	TPE	20:24.70	+5:44.20	



Results

Participants						Weather	Temperature
Entries / NOCs	Finished	LAP	DNF	DSQ	DNS		
40/21	40	0	0	0	0		19



Race Analysis

After: Finish

Rk	Start No	Name	Time	Control 1 Control 11 Control 21	Control 2 Control 12	Control 3 Control 13	Control 4 Control 14	Control 5 Control 15	Control 6 Control 16	Control 7 Control 17	Control 8 Control 18	Control 9 Control 19	Control 10 Control 20	
1	136	LYSELL Jerker SWE	14:40.50 0.00	0:57	1:15	1:40	2:38	2:59	4:27	4:33	4:57	5:39	6:34	
				0:57	1:15	1:40	2:38	2:59	4:27	4:33	4:57	5:39	6:34	
				6:50	9:05	9:37	10:31	11:10	11:30	12:35	13:01	13:31	14:11	
				6:50	9:05	9:37	10:31	11:10	11:30	12:35	13:01	13:31	14:11	
2	131	MICHIELS Yannick BEL	14:42.80 +2.30	14:22	0:57	1:15	1:39	2:45	3:05	4:31	4:37	5:02	5:42	6:37
				14:22	0:57	1:15	1:39	2:45	3:05	4:31	4:37	5:02	5:42	6:37
					6:52	9:08	9:38	10:31	11:11	11:30	12:37	13:03	13:32	14:12
					6:52	9:08	9:38	10:31	11:11	11:30	12:37	13:03	13:32	14:12
3	140	KYBURZ Matthias SUI	14:57.20 +16.70	14:23	0:59	1:17	1:47	2:49	3:09	4:37	4:44	5:09	5:50	6:44
				14:23	0:59	1:17	1:47	2:49	3:09	4:37	4:44	5:09	5:50	6:44
					7:00	9:18	9:50	10:43	11:23	11:42	12:49	13:15	13:48	14:27
					7:00	9:18	9:50	10:43	11:23	11:42	12:49	13:15	13:48	14:27
4	122	GLIBOV Ruslan UKR	14:58.50 +18.00	14:38	0:57	1:15	1:41	2:47	3:08	4:36	4:42	5:06	5:47	6:43
				14:38	0:57	1:15	1:41	2:47	3:08	4:36	4:42	5:06	5:47	6:43
					6:58	9:15	9:47	10:39	11:18	11:36	12:42	13:12	13:44	14:30
					6:58	9:15	9:47	10:39	11:18	11:36	12:42	13:12	13:44	14:30
5	139	REGBORN Martin SWE	15:10.20 +29.70	14:41	1:02	1:20	1:47	2:47	3:09	4:38	4:44	5:10	5:57	6:51
				14:41	1:02	1:20	1:47	2:47	3:09	4:38	4:44	5:10	5:57	6:51
					7:06	9:29	9:59	10:51	11:30	11:50	12:59	13:24	13:56	14:40
					7:06	9:29	9:59	10:51	11:30	11:50	12:59	13:24	13:56	14:40



Race Analysis

Rk	Start No	Name	Time	Control 1 Control 11	Control 2 Control 12	Control 3 Control 13	Control 4 Control 14	Control 5 Control 15	Control 6 Control 16	Control 7 Control 17	Control 8 Control 18	Control 9 Control 19	Control 10 Control 20
6	125	BOBACH Soren DEN	15:11.30 +30.80	1:00	1:18	1:47	2:46	3:08	4:38	4:44	5:10	5:52	6:46
				1:00	1:18	1:47	2:46	3:08	4:38	4:44	5:10	5:52	6:46
				7:03	9:28	10:00	10:54	11:33	11:53	13:00	13:25	13:59	14:40
				7:03	9:28	10:00	10:54	11:33	11:53	13:00	13:25	13:59	14:40
				14:51	14:51								
7	123	STREET Ralph GBR	15:11.80 +31.30	1:02	1:21	1:52	2:52	3:15	4:42	4:49	5:15	5:57	6:50
				1:02	1:21	1:52	2:52	3:15	4:42	4:49	5:15	5:57	6:50
				7:06	9:21	9:53	10:48	11:27	11:46	12:57	13:23	13:56	14:42
				7:06	9:21	9:53	10:48	11:27	11:46	12:57	13:23	13:56	14:42
				14:53	14:53								
8	137	TRANCHAND Frederic FRA	15:11.90 +31.40	0:59	1:18	1:45	2:51	3:12	4:39	4:45	5:09	5:52	6:46
				0:59	1:18	1:45	2:51	3:12	4:39	4:45	5:09	5:52	6:46
				7:02	9:20	9:51	10:44	11:25	11:44	12:53	13:24	14:02	14:42
				7:02	9:20	9:51	10:44	11:25	11:44	12:53	13:24	14:02	14:42
				14:53	14:53								
9	138	KRAL Vojtech CZE	15:19.20 +38.70	1:07	1:30	1:57	3:01	3:22	4:55	5:02	5:28	6:11	7:06
				1:07	1:30	1:57	3:01	3:22	4:55	5:02	5:28	6:11	7:06
				7:21	9:35	10:07	11:00	11:40	11:58	13:13	13:38	14:08	14:49
				7:21	9:35	10:07	11:00	11:40	11:58	13:13	13:38	14:08	14:49
				15:01	15:01								
10	133	HOWALD Florian SUI	15:22.50 +42.00	0:58	1:17	1:45	2:45	3:06	4:37	4:43	5:09	5:52	6:48
				0:58	1:17	1:45	2:45	3:06	4:37	4:43	5:09	5:52	6:48
				7:05	9:32	10:04	11:00	11:40	12:04	13:13	13:41	14:11	14:52
				7:05	9:32	10:04	11:00	11:40	12:04	13:13	13:41	14:11	14:52
				15:03	15:03								



Race Analysis

Rk	Start No	Name	Time	Control 1 Control 11	Control 2 Control 12	Control 3 Control 13	Control 4 Control 14	Control 5 Control 15	Control 6 Control 16	Control 7 Control 17	Control 8 Control 18	Control 9 Control 19	Control 10 Control 20
11	130	BLANES Andreu ESP	15:29.90 +49.40	1:03	1:23	1:50	2:59	3:20	4:51	4:57	5:23	6:06	7:02
				1:03	1:23	1:50	2:59	3:20	4:51	4:57	5:23	6:06	7:02
				7:19	9:39	10:09	11:03	11:43	12:02	13:14	13:43	14:16	14:59
				7:19	9:39	10:09	11:03	11:43	12:02	13:14	13:43	14:16	14:59
				15:10	15:10								
12	128	HODKINSON Peter GBR	15:31.30 +50.80	1:02	1:20	1:47	2:47	3:08	4:40	4:46	5:09	5:57	6:57
				1:02	1:20	1:47	2:47	3:08	4:40	4:46	5:09	5:57	6:57
				7:14	9:38	10:09	11:02	11:41	12:14	13:22	13:47	14:20	15:02
				7:14	9:38	10:09	11:02	11:41	12:14	13:22	13:47	14:20	15:02
				15:12	15:12								
13	126	BOESEN Andreas Hougaard DEN	15:33.70 +53.20	0:57	1:16	1:43	2:44	3:06	4:37	4:43	5:09	5:52	6:53
				0:57	1:16	1:43	2:44	3:06	4:37	4:43	5:09	5:52	6:53
				7:09	9:31	10:04	10:59	11:41	12:00	13:10	13:41	14:16	15:01
				7:09	9:31	10:04	10:59	11:41	12:00	13:10	13:41	14:16	15:01
				15:13	15:13								
14	121	MERL Robert AUT	15:36.10 +55.60	1:04	1:23	1:51	2:53	3:15	4:49	4:55	5:21	6:03	7:01
				1:04	1:23	1:51	2:53	3:15	4:49	4:55	5:21	6:03	7:01
				7:17	9:45	10:17	11:14	11:54	12:14	13:27	13:54	14:23	15:06
				7:17	9:45	10:17	11:14	11:54	12:14	13:27	13:54	14:23	15:06
				15:17	15:17								
15	135	ROBERTSON Tim NZL	15:37.60 +57.10	1:00	1:19	1:45	2:46	3:07	4:38	4:44	5:10	5:53	6:54
				1:00	1:19	1:45	2:46	3:07	4:38	4:44	5:10	5:53	6:54
				7:10	9:38	10:11	11:07	11:48	12:08	13:18	13:45	14:16	15:03
				7:10	9:38	10:11	11:07	11:48	12:08	13:18	13:45	14:16	15:03
				15:16	15:16								



Race Analysis

Rk	Start No	Name	Time	Control 1 Control 11	Control 2 Control 12	Control 3 Control 13	Control 4 Control 14	Control 5 Control 15	Control 6 Control 16	Control 7 Control 17	Control 8 Control 18	Control 9 Control 19	Control 10 Control 20
16	117	HERTNER Fabian SUI	15:37.80 +57.30	1:01	1:20	1:45	2:46	3:08	4:38	4:45	5:12	5:55	6:58
				1:01	1:20	1:45	2:46	3:08	4:38	4:45	5:12	5:55	6:58
				7:14	9:40	10:14	11:08	11:49	12:08	13:19	13:52	14:22	15:04
				7:14	9:40	10:14	11:08	11:49	12:08	13:19	13:52	14:22	15:04
				15:18	15:18								
17	124	BASSET Lucas FRA	15:39.00 +58.50	1:02	1:20	1:47	2:48	3:12	4:46	4:53	5:19	6:03	7:02
				1:02	1:20	1:47	2:48	3:12	4:46	4:53	5:19	6:03	7:02
				7:19	9:47	10:19	11:14	11:55	12:15	13:27	13:54	14:25	15:07
				7:19	9:47	10:19	11:14	11:55	12:15	13:27	13:54	14:25	15:07
				15:18	15:18								
18	132	BERGMAN Gustav SWE	15:41.00 +1:00.50	1:07	1:30	1:57	3:00	3:20	4:52	4:58	5:22	6:03	7:01
				1:07	1:30	1:57	3:00	3:20	4:52	4:58	5:22	6:03	7:01
				7:17	9:51	10:22	11:18	12:00	12:19	13:28	13:54	14:26	15:10
				7:17	9:51	10:22	11:18	12:00	12:19	13:28	13:54	14:26	15:10
				15:22	15:22								
19	134	WESTERGARD Hakon Jarvis NOR	15:41.50 +1:01.00	1:03	1:23	1:54	3:04	3:25	4:55	5:05	5:32	6:15	7:12
				1:03	1:23	1:54	3:04	3:25	4:55	5:05	5:32	6:15	7:12
				7:28	9:47	10:18	11:14	11:57	12:17	13:25	13:51	14:25	15:11
				7:28	9:47	10:18	11:14	11:57	12:17	13:25	13:51	14:25	15:11
				15:22	15:22								
20	127	KHRAMOV ANDREY RUS	15:43.00 +1:02.50	1:08	1:27	1:53	3:03	3:25	4:53	4:59	5:23	6:06	7:03
				1:08	1:27	1:53	3:03	3:25	4:53	4:59	5:23	6:06	7:03
				7:20	9:47	10:21	11:15	11:59	12:19	13:29	13:56	14:27	15:13
				7:20	9:47	10:21	11:15	11:59	12:19	13:29	13:56	14:27	15:13
				15:23	15:23								



Race Analysis

Rk	Start No	Name	Time	Control 1 Control 11 Control 21	Control 2 Control 12	Control 3 Control 13	Control 4 Control 14	Control 5 Control 15	Control 6 Control 16	Control 7 Control 17	Control 8 Control 18	Control 9 Control 19	Control 10 Control 20
21	115	PAWLAK Bartosz POL	15:43.40 +1:02.90	0:59	1:18	1:46	2:54	3:15	4:50	4:56	5:22	6:06	7:05
				0:59	1:18	1:46	2:54	3:15	4:50	4:56	5:22	6:06	7:05
				7:22	9:47	10:20	11:13	11:55	12:16	13:26	13:53	14:29	15:13
				7:22	9:47	10:20	11:13	11:55	12:16	13:26	13:53	14:29	15:13
				15:24	15:24								
22	114	PARFIANOWICZ Piotr POL	15:46.10 +1:05.60	0:58	1:16	1:41	2:51	3:12	4:40	4:46	5:14	5:56	6:52
				0:58	1:16	1:41	2:51	3:12	4:40	4:46	5:14	5:56	6:52
				7:08	9:33	10:05	10:59	11:38	11:57	13:25	13:53	14:31	15:15
				7:08	9:33	10:05	10:59	11:38	11:57	13:25	13:53	14:31	15:15
				15:27	15:27								
23	118	KERSCHBAUMER Gernot AUT	15:48.20 +1:07.70	1:01	1:19	1:45	2:46	3:07	4:40	4:46	5:12	5:57	6:56
				1:01	1:19	1:45	2:46	3:07	4:40	4:46	5:12	5:57	6:56
				7:13	9:45	10:17	11:11	11:53	12:13	13:25	13:57	14:32	15:17
				7:13	9:45	10:17	11:11	11:53	12:13	13:25	13:57	14:32	15:17
				15:28	15:28								
24	119	LAUKKARINEN Jesse FIN	15:50.30 +1:09.80	1:00	1:19	1:49	3:01	3:23	4:58	5:04	5:30	6:13	7:13
				1:00	1:19	1:49	3:01	3:23	4:58	5:04	5:30	6:13	7:13
				7:30	9:52	10:23	11:17	11:59	12:19	13:27	14:00	14:34	15:18
				7:30	9:52	10:23	11:17	11:59	12:19	13:27	14:00	14:34	15:18
				15:29	15:29								
25	120	PETRZELA Jan CZE	15:53.50 +1:13.00	1:05	1:25	1:54	2:54	3:16	4:58	5:05	5:30	6:13	7:11
				1:05	1:25	1:54	2:54	3:16	4:58	5:05	5:30	6:13	7:11
				7:27	9:58	10:31	11:26	12:07	12:28	13:39	14:06	14:37	15:20
				7:27	9:58	10:31	11:26	12:07	12:28	13:39	14:06	14:37	15:20
				15:33	15:33								



Race Analysis

Rk	Start No	Name	Time	Control 1 Control 11	Control 2 Control 12	Control 3 Control 13	Control 4 Control 14	Control 5 Control 15	Control 6 Control 16	Control 7 Control 17	Control 8 Control 18	Control 9 Control 19	Control 10 Control 20
26	129	KIVIKAS Kenny EST	15:58.00 +1:17.50	1:00	1:18	1:49	2:51	3:14	4:45	4:52	5:22	6:11	7:12
				1:00	1:18	1:49	2:51	3:14	4:45	4:52	5:22	6:11	7:12
				7:28	9:55	10:27	11:23	12:04	12:24	13:36	14:02	14:38	15:26
				7:28	9:55	10:27	11:23	12:04	12:24	13:36	14:02	14:38	15:26
				15:38	15:38								
27	105	KUUKKA Elias FIN	16:15.80 +1:35.30	1:13	1:32	2:00	3:04	3:28	5:00	5:07	5:32	6:17	7:19
				1:13	1:32	2:00	3:04	3:28	5:00	5:07	5:32	6:17	7:19
				7:37	10:09	10:42	11:38	12:21	12:41	13:52	14:21	14:58	15:44
				7:37	10:09	10:42	11:38	12:21	12:41	13:52	14:21	14:58	15:44
				15:56	15:56								
28	110	KONOTOPETZ DAMIAN CAN	16:21.20 +1:40.70	1:01	1:20	1:51	2:56	3:20	4:52	4:59	5:26	6:12	7:09
				1:01	1:20	1:51	2:56	3:20	4:52	4:59	5:26	6:12	7:09
				7:26	9:55	10:29	11:25	12:12	12:35	13:53	14:27	15:04	15:48
				7:26	9:55	10:29	11:25	12:12	12:35	13:53	14:27	15:04	15:48
				15:59	15:59								
29	109	TCVETKOV DMITRII RUS	16:22.80 +1:42.30	1:06	1:31	2:03	3:14	3:36	5:10	5:17	5:45	6:29	7:27
				1:06	1:31	2:03	3:14	3:36	5:10	5:17	5:45	6:29	7:27
				7:44	10:13	10:46	11:44	12:26	12:47	13:59	14:26	15:02	15:49
				7:44	10:13	10:46	11:44	12:26	12:47	13:59	14:26	15:02	15:49
				16:02	16:02								
30	113	BAKO Aron HUN	16:26.70 +1:46.20	1:07	1:29	1:56	3:08	3:32	5:05	5:13	5:39	6:29	7:27
				1:07	1:29	1:56	3:08	3:32	5:05	5:13	5:39	6:29	7:27
				7:44	10:20	10:54	11:49	12:31	12:51	14:03	14:35	15:09	15:55
				7:44	10:20	10:54	11:49	12:31	12:51	14:03	14:35	15:09	15:55
				16:06	16:06								



Race Analysis

Rk	Start No	Name	Time	Control 1 Control 11 Control 21	Control 2 Control 12	Control 3 Control 13	Control 4 Control 14	Control 5 Control 15	Control 6 Control 16	Control 7 Control 17	Control 8 Control 18	Control 9 Control 19	Control 10 Control 20
31	106	BAUMHOLCZER Mata HUN	16:33.90 +1:53.40	1:04	1:29	1:58	2:58	3:22	4:56	5:03	5:29	6:19	7:18
				1:04	1:29	1:58	2:58	3:22	4:56	5:03	5:29	6:19	7:18
				7:36	10:03	10:39	11:36	12:22	12:45	14:01	14:34	15:13	16:02
				7:36	10:03	10:39	11:36	12:22	12:45	14:01	14:34	15:13	16:02
				16:14	16:14								
32	111	HEINMANN Kristo EST	16:37.10 +1:56.60	1:07	1:26	1:59	3:04	3:27	5:06	5:15	5:42	6:28	7:30
				1:07	1:26	1:59	3:04	3:27	5:06	5:15	5:42	6:28	7:30
				7:47	10:19	10:52	11:49	12:34	12:55	14:10	14:45	15:21	16:06
				7:47	10:19	10:52	11:49	12:34	12:55	14:10	14:45	15:21	16:06
				16:18	16:18								
33	116	OSMOEN Jon Aukrust NOR	16:38.00 +1:57.50	1:01	1:21	1:48	2:53	3:16	4:47	4:55	5:23	6:11	7:14
				1:01	1:21	1:48	2:53	3:16	4:47	4:55	5:23	6:11	7:14
				7:31	10:08	10:40	11:37	12:20	12:49	13:59	14:33	15:11	16:06
				7:31	10:08	10:40	11:37	12:20	12:49	13:59	14:33	15:11	16:06
				16:19	16:19								
34	107	MORRISON Ross NZL	16:44.20 +2:03.70	1:02	1:21	1:51	2:52	3:16	4:48	4:54	5:25	6:11	7:11
				1:02	1:21	1:51	2:52	3:16	4:48	4:54	5:25	6:11	7:11
				7:28	10:04	10:39	11:41	12:27	12:48	14:18	14:47	15:24	16:11
				7:28	10:04	10:39	11:41	12:27	12:48	14:18	14:47	15:24	16:11
				16:23	16:23								
35	112	KRATOV Oleksandr UKR	16:54.90 +2:14.40	1:08	1:29	1:57	3:09	3:31	5:08	5:14	5:40	6:26	7:32
				1:08	1:29	1:57	3:09	3:31	5:08	5:14	5:40	6:26	7:32
				7:50	10:30	11:04	12:02	12:47	13:07	14:28	14:57	15:29	16:21
				7:50	10:30	11:04	12:02	12:47	13:07	14:28	14:57	15:29	16:21
				16:34	16:34								



Race Analysis

Rk	Start No	Name	Time	Control 1 Control 11	Control 2 Control 12	Control 3 Control 13	Control 4 Control 14	Control 5 Control 15	Control 6 Control 16	Control 7 Control 17	Control 8 Control 18	Control 9 Control 19	Control 10 Control 20
36	103	FARIAS SOUSA Sidnaldo BRA	17:13.50 +2:33.00	1:03	1:23	1:54	2:59	3:33	5:09	5:19	5:48	6:37	7:48
				1:03	1:23	1:54	2:59	3:33	5:09	5:19	5:48	6:37	7:48
				8:06	10:45	11:20	12:15	12:59	13:19	14:41	15:17	15:54	16:41
				8:06	10:45	11:20	12:15	12:59	13:19	14:41	15:17	15:54	16:41
				16:53	16:53								
37	108	CRITCHLEY William CAN	17:25.20 +2:44.70	1:07	1:28	1:57	3:11	3:34	5:12	5:19	5:45	6:32	7:36
				1:07	1:28	1:57	3:11	3:34	5:12	5:19	5:45	6:32	7:36
				7:54	10:36	11:10	12:12	12:57	13:19	14:36	15:12	15:56	16:49
				7:54	10:36	11:10	12:12	12:57	13:19	14:36	15:12	15:56	16:49
				17:03	17:03								
38	102	SOUSA DE ARAUJO Carlos Henrique BRA	18:27.50 +3:47.00	1:12	1:34	2:08	3:23	3:46	5:41	5:50	6:17	7:12	8:13
				1:12	1:34	2:08	3:23	3:46	5:41	5:50	6:17	7:12	8:13
				8:31	11:18	12:09	13:11	13:56	14:23	15:46	16:22	16:59	17:54
				8:31	11:18	12:09	13:11	13:56	14:23	15:46	16:22	16:59	17:54
				18:06	18:06								
39	101	TANIKAWA Yuta JPN	18:40.00 +3:59.50	1:14	1:37	2:14	3:42	4:08	5:55	6:02	6:30	7:19	8:27
				1:14	1:37	2:14	3:42	4:08	5:55	6:02	6:30	7:19	8:27
				8:47	11:39	12:16	13:18	14:08	14:32	15:57	16:31	17:15	18:06
				8:47	11:39	12:16	13:18	14:08	14:32	15:57	16:31	17:15	18:06
				18:18	18:18								
40	104	LIU Cheng Hsun TPE	20:24.70 +5:44.20	1:10	1:31	2:07	3:47	4:11	6:02	6:09	6:39	7:32	8:45
				1:10	1:31	2:07	3:47	4:11	6:02	6:09	6:39	7:32	8:45
				9:05	12:11	12:50	14:00	14:50	15:14	16:44	17:23	18:30	19:50
				9:05	12:11	12:50	14:00	14:50	15:14	16:44	17:23	18:30	19:50
				20:02	20:02								

NOTES
Intermediate (lap) times are information recorded from transponders. Final time used for ranking at the end of the race is determined with photo-finish for all riders.

LEGEND
PTP Point-To-Point



Medallists

Medal	Name	NOC
GOLD	LYSELL Jerker	SWE - Sweden
SILVER	MICHIELS Yannick	BEL - Belgium
BRONZE	KYBURZ Matthias	SUI - Switzerland

RESULTS BOOK



Orienteering Men's Middle Distance



THE WORLD GAMES
WROCLAW 2017

T+TISSOT
SWISS WATCHES SINCE 1853



THE WORLD GAMES
WROCLAW 2017

Trzebnica Aquapark

WED 26 JUL 2017
Start Time: 11:30

Orienteering

Men's Middle Distance



Start List

Start Order	Start Number	Start Time	Name	NOC Code	Remarks
1	101	11:30:00	LIU Cheng Hsun	TPE	
2	102	11:32:00	PARFIANOWICZ Piotr	POL	
3	103	11:34:00	LAUKKARINEN Jesse	FIN	
4	104	11:36:00	BOESEN Andreas Hougaard	DEN	
5	105	11:38:00	TANIKAWA Yuta	JPN	
6	106	11:40:00	CRITCHLEY William	CAN	
7	107	11:42:00	LYSELL Jerker	SWE	
8	108	11:44:00	SOUSA DE ARAUJO Carlos Henrique	BRA	
9	109	11:46:00	MORRISON Ross	NZL	
10	110	11:48:00	MICHIELS Yannick	BEL	
11	111	11:50:00	KONOTOPETZ DAMIAN	CAN	
12	112	11:52:00	ROBERTSON Tim	NZL	
13	113	11:54:00	BAKO Aron	HUN	
14	114	11:56:00	FARIAS SOUSA Sidnaldo	BRA	
15	115	11:58:00	BAUMHOLCZER Mata	HUN	
16	116	12:00:00	HEINMANN Kristo	EST	
17	117	12:02:00	BOBACH Soren	DEN	
18	118	12:04:00	HODKINSON Peter	GBR	
19	119	12:06:00	BLANES Andreu	ESP	
20	120	12:08:00	OSMOEN Jon Aukrust	NOR	
21	121	12:10:00	KUUKKA Elias	FIN	
22	122	12:12:00	KHRAMOV ANDREY	RUS	
23	123	12:14:00	MERL Robert	AUT	
24	124	12:16:00	KIVIKAS Kenny	EST	
25	125	12:18:00	STREET Ralph	GBR	
26	126	12:20:00	PAWLAK Bartosz	POL	
27	127	12:22:00	WESTERGARD Hakon Jarvis	NOR	
28	128	12:24:00	TCVETKOV DMITRII	RUS	
29	129	12:26:00	PETRZELA Jan	CZE	
30	130	12:28:00	HERTNER Fabian	SUI	
31	131	12:30:00	KERSCHBAUMER Gernot	AUT	
32	132	12:32:00	FRANCHAND Frederic	FRA	
33	133	12:34:00	KRATOV Oleksandr	UKR	
34	134	12:36:00	GLIBOV Ruslan	UKR	
35	135	12:38:00	HOWALD Florian	SUI	
36	136	12:40:00	KRAL Vojtech	CZE	
37	137	12:42:00	BASSET Lucas	FRA	
38	138	12:44:00	REGBORN Martin	SWE	
39	139	12:46:00	BERGMAN Gustav	SWE	
40	140	12:48:00	KYBURZ Matthias	SUI	

Timing and Results provided by TISSOT





THE WORLD GAMES
WROCLAW 2017

Trzebnica Aquapark

WED 26 JUL 2017
Start Time: 11:30

Orienteering

Men's Middle Distance



Results

Rk	Start No	Name	NOC Code	Time	Time Behind	Remarks
1	140	KYBURZ Matthias	SUI	34:05.00	+0.00	
2	135	HOWALD Florian	SUI	34:43.00	+38.00	
3	136	KRAL Vojtech	CZE	35:20.00	+1:15.00	
4	131	KERSCHBAUMER Gernot	AUT	35:50.00	+1:45.00	
5	132	TRANCHAND Frederic	FRA	35:56.00	+1:51.00	
6	133	KRATOV Oleksandr	UKR	36:07.00	+2:02.00	
6	139	BERGMAN Gustav	SWE	36:07.00	+2:02.00	
8	134	GLIBOV Ruslan	UKR	36:10.00	+2:05.00	
9	117	BOBACH Soren	DEN	36:30.00	+2:25.00	
10	128	TCVETKOV DMITRII	RUS	36:52.00	+2:47.00	
11	107	LYSELL Jerker	SWE	37:00.00	+2:55.00	
12	137	BASSET Lucas	FRA	37:05.00	+3:00.00	
13	104	BOESEN Andreas Hougaard	DEN	37:26.00	+3:21.00	
14	125	STREET Ralph	GBR	37:27.00	+3:22.00	
15	122	KHRAMOV ANDREY	RUS	37:43.00	+3:38.00	
16	130	HERTNER Fabian	SUI	37:54.00	+3:49.00	
17	129	PETRZELA Jan	CZE	37:58.00	+3:53.00	
18	126	PAWLAK Bartosz	POL	38:11.00	+4:06.00	
19	120	OSMOEN Jon Aukrust	NOR	38:16.00	+4:11.00	
20	127	WESTERGARD Hakon Jarvis	NOR	38:30.00	+4:25.00	
21	138	REGBORN Martin	SWE	39:07.00	+5:02.00	
22	110	MICHIELS Yannick	BEL	39:40.00	+5:35.00	
23	118	HODKINSON Peter	GBR	39:41.00	+5:36.00	
24	121	KUUKKA Elias	FIN	39:44.00	+5:39.00	
25	102	PARFIANOWICZ Piotr	POL	39:47.00	+5:42.00	
26	103	LAUKKARINEN Jesse	FIN	39:56.00	+5:51.00	
27	123	MERL Robert	AUT	40:01.00	+5:56.00	
28	124	KIVIKAS Kenny	EST	40:10.00	+6:05.00	
29	119	BLANES Andreu	ESP	40:20.00	+6:15.00	
30	112	ROBERTSON Tim	NZL	42:07.00	+8:02.00	
31	115	BAUMHOLCZER Mata	HUN	42:58.00	+8:53.00	
32	109	MORRISON Ross	NZL	43:19.00	+9:14.00	
33	111	KONOTOPETZ DAMIAN	CAN	43:57.00	+9:52.00	
34	113	BAKO Aron	HUN	44:00.00	+9:55.00	
35	114	FARIAS SOUSA Sidnaldo	BRA	45:02.00	+10:57.00	
36	106	CRITCHLEY William	CAN	50:48.00	+16:43.00	
37	105	TANIKAWA Yuta	JPN	51:19.00	+17:14.00	
38	108	SOUSA DE ARAUJO Carlos Henrique	BRA	54:02.00	+19:57.00	
39	101	LIU Cheng Hsun	TPE	1:19:19.00	+45:14.00	
	116	HEINMANN Kristo	EST	DSQ		

Timing and Results provided by TISSOT






Results

Participants						Weather	Temperature
Entries / NOCs	Finished	LAP	DNF	DSQ	DNS		
40/21	39	0	0	1	0	cloudy	20

LEGEND
DSQ Disqualified

Timing and Results provided by  **TISSOT**



Race Analysis

After: Finish

Rk	Start No	Name	Time	Point 1	Point 2	Point 3	Point 4	Point 5	Point 6	Point 7	Point 8	Point 9	Point 10
				Point 11	Point 12	Point 13	Point 14	Point 15	Point 16	Point 17	Point 18	Point 19	Point 20
1	140	KYBURZ Matthias SUI	34:05.00 0.00	1:35	4:28	5:06	5:37	8:10	10:05	11:38	12:48	13:04	13:27
				1:35	4:28	5:06	5:37	8:10	10:05	11:38	12:48	13:04	13:27
				14:07	15:02	15:58	17:09	17:49	18:45	20:03	21:05	21:45	23:39
				14:07	15:02	15:58	17:09	17:49	18:45	20:03	21:05	21:45	23:39
				24:36	24:49	26:20	27:02	29:14	30:36	30:58	31:44	33:08	33:53
2	135	HOWALD Florian SUI	34:43.00 +38.00	1:36	4:41	5:22	6:01	8:44	10:49	12:10	13:37	13:59	14:33
				1:36	4:41	5:22	6:01	8:44	10:49	12:10	13:37	13:59	14:33
				15:17	16:18	17:23	18:38	19:21	20:18	21:36	22:39	23:22	24:20
				15:17	16:18	17:23	18:38	19:21	20:18	21:36	22:39	23:22	24:20
				25:13	25:27	26:59	27:43	29:42	31:12	31:34	32:25	33:48	34:33
3	136	KRAL Vojtech CZE	35:20.00 +1:15.00	1:41	4:50	5:30	6:01	8:46	10:47	12:13	13:32	13:52	14:16
				1:41	4:50	5:30	6:01	8:46	10:47	12:13	13:32	13:52	14:16
				15:03	16:03	17:04	18:28	19:16	20:16	21:41	22:48	23:30	24:22
				15:03	16:03	17:04	18:28	19:16	20:16	21:41	22:48	23:30	24:22
				25:20	25:33	26:59	27:57	30:04	31:40	32:03	32:50	34:25	35:11
4	131	KERSCHBAUMER Gernot AUT	35:50.00 +1:45.00	1:48	4:56	5:38	6:11	8:56	11:02	12:25	13:46	14:06	14:32
				1:48	4:56	5:38	6:11	8:56	11:02	12:25	13:46	14:06	14:32
				15:24	16:24	17:30	19:07	19:52	20:52	22:09	23:20	24:02	24:57
				15:24	16:24	17:30	19:07	19:52	20:52	22:09	23:20	24:02	24:57
				25:54	26:10	27:46	28:34	30:36	32:03	32:25	33:16	34:50	35:39
5	132	TRANCHAND Frederic FRA	35:56.00 +1:51.00	1:44	4:45	5:25	5:56	8:35	10:49	12:13	13:29	13:49	14:14
				1:44	4:45	5:25	5:56	8:35	10:49	12:13	13:29	13:49	14:14
				15:01	16:01	16:59	18:13	18:55	19:48	21:23	22:23	23:04	24:04
				15:01	16:01	16:59	18:13	18:55	19:48	21:23	22:23	23:04	24:04
				25:12	25:25	26:47	27:36	29:45	32:21	32:40	33:27	35:01	35:46
				25:12	25:25	26:47	27:36	29:45	32:21	32:40	33:27	35:01	35:46



Race Analysis

Rk	Start No	Name	Time	Point 1 Point 11	Point 2 Point 12	Point 3 Point 13	Point 4 Point 14	Point 5 Point 15	Point 6 Point 16	Point 7 Point 17	Point 8 Point 18	Point 9 Point 19	Point 10 Point 20
6	133	KRATOV Oleksandr UKR	36:07.00 +2:02.00	1:38	4:49	5:27	6:15	9:03	11:14	12:38	14:10	14:34	15:03
				1:38	4:49	5:27	6:15	9:03	11:14	12:38	14:10	14:34	15:03
				15:50	16:51	17:50	19:06	19:48	20:48	22:21	23:24	24:08	25:10
				15:50	16:51	17:50	19:06	19:48	20:48	22:21	23:24	24:08	25:10
				26:13	26:28	28:08	28:51	30:51	32:27	32:50	33:39	35:05	35:57
6	139	BERGMAN Gustav SWE	36:07.00 +2:02.00	1:44	5:29	6:10	6:43	9:40	11:47	12:59	14:16	14:45	15:13
				1:44	5:29	6:10	6:43	9:40	11:47	12:59	14:16	14:45	15:13
				16:00	16:53	17:53	19:04	19:45	20:42	22:00	23:02	23:42	25:33
				16:00	16:53	17:53	19:04	19:45	20:42	22:00	23:02	23:42	25:33
				26:39	26:53	28:28	29:07	31:18	32:39	33:02	33:48	35:11	35:57
8	134	GLIBOV Ruslan UKR	36:10.00 +2:05.00	1:31	4:59	5:40	6:12	9:05	11:08	12:32	13:52	14:15	14:45
				1:31	4:59	5:40	6:12	9:05	11:08	12:32	13:52	14:15	14:45
				15:34	16:34	17:37	18:50	19:38	20:51	22:09	23:15	23:55	24:50
				15:34	16:34	17:37	18:50	19:38	20:51	22:09	23:15	23:55	24:50
				26:11	26:26	28:03	28:48	31:05	32:39	33:01	33:47	35:17	36:01
9	117	BOBACH Soren DEN	36:30.00 +2:25.00	1:51	4:52	5:33	6:03	8:36	10:45	12:07	13:26	14:04	14:33
				1:51	4:52	5:33	6:03	8:36	10:45	12:07	13:26	14:04	14:33
				15:22	16:20	17:23	18:35	19:17	20:19	21:45	22:54	23:47	25:04
				15:22	16:20	17:23	18:35	19:17	20:19	21:45	22:54	23:47	25:04
				26:03	26:18	28:15	28:57	31:04	32:28	32:54	33:45	35:28	36:19
10	128	TCVETKOV DMITRII RUS	36:52.00 +2:47.00	1:44	5:09	5:48	6:25	9:09	11:20	12:51	14:12	14:34	14:59
				1:44	5:09	5:48	6:25	9:09	11:20	12:51	14:12	14:34	14:59
				15:51	16:56	18:00	19:21	20:08	21:29	22:57	24:04	24:43	25:41
				15:51	16:56	18:00	19:21	20:08	21:29	22:57	24:04	24:43	25:41
				26:50	27:06	28:40	29:29	31:33	33:06	33:28	34:18	35:50	36:41
				26:50	27:06	28:40	29:29	31:33	33:06	33:28	34:18	35:50	36:41



Race Analysis

Rk	Start No	Name	Time	Point 1	Point 2	Point 3	Point 4	Point 5	Point 6	Point 7	Point 8	Point 9	Point 10
				Point 11	Point 12	Point 13	Point 14	Point 15	Point 16	Point 17	Point 18	Point 19	Point 20
11	107	LYSELL Jerker SWE	37:00.00 +2:55.00	1:30	4:34	5:14	5:49	8:35	10:53	12:12	13:37	14:00	14:29
				1:30	4:34	5:14	5:49	8:35	10:53	12:12	13:37	14:00	14:29
				15:16	16:17	17:16	18:40	19:24	20:50	22:27	23:35	24:21	25:28
				15:16	16:17	17:16	18:40	19:24	20:50	22:27	23:35	24:21	25:28
				26:45	26:58	28:31	29:23	31:35	33:19	33:42	34:30	36:03	36:50
12	137	BASSET Lucas FRA	37:05.00 +3:00.00	1:43	4:48	5:25	5:59	8:53	10:58	12:24	13:46	14:05	14:40
				1:43	4:48	5:25	5:59	8:53	10:58	12:24	13:46	14:05	14:40
				15:34	16:36	17:37	18:57	19:42	20:43	23:01	24:16	24:57	25:54
				15:34	16:36	17:37	18:57	19:42	20:43	23:01	24:16	24:57	25:54
				26:50	27:05	28:40	29:22	31:50	33:21	33:46	34:35	36:07	36:54
13	104	BOESEN Andreas Hougaard DEN	37:26.00 +3:21.00	1:41	4:58	5:41	6:14	9:15	11:30	13:14	14:42	15:07	15:34
				1:41	4:58	5:41	6:14	9:15	11:30	13:14	14:42	15:07	15:34
				16:23	17:25	18:29	19:47	20:41	21:47	23:08	24:19	25:01	26:00
				16:23	17:25	18:29	19:47	20:41	21:47	23:08	24:19	25:01	26:00
				26:59	27:14	28:49	29:39	31:54	33:29	33:53	34:47	36:26	37:15
14	125	STREET Ralph GBR	37:27.00 +3:22.00	1:51	5:07	5:46	6:32	9:31	12:01	13:28	14:51	15:12	15:45
				1:51	5:07	5:46	6:32	9:31	12:01	13:28	14:51	15:12	15:45
				16:33	17:35	18:32	19:54	20:40	22:04	23:21	24:31	25:20	26:22
				16:33	17:35	18:32	19:54	20:40	22:04	23:21	24:31	25:20	26:22
				27:23	27:37	29:14	29:59	32:06	33:47	34:10	34:58	36:32	37:17
15	122	KHRAMOV ANDREY RUS	37:43.00 +3:38.00	1:51	5:03	5:44	6:18	9:10	11:11	12:47	14:42	15:05	15:31
				1:51	5:03	5:44	6:18	9:10	11:11	12:47	14:42	15:05	15:31
				16:22	17:21	18:30	19:46	20:31	21:32	23:01	24:19	25:03	26:09
				16:22	17:21	18:30	19:46	20:31	21:32	23:01	24:19	25:03	26:09
				27:05	27:20	28:54	29:48	32:25	34:00	34:24	35:15	36:44	37:32
				27:05	27:20	28:54	29:48	32:25	34:00	34:24	35:15	36:44	37:32



Race Analysis

Rk	Start No	Name	Time	Point 1	Point 2	Point 3	Point 4	Point 5	Point 6	Point 7	Point 8	Point 9	Point 10
				Point 11	Point 12	Point 13	Point 14	Point 15	Point 16	Point 17	Point 18	Point 19	Point 20
16	130	HERTNER Fabian SUI	37:54.00 +3:49.00	1:51	5:02	5:43	6:16	9:00	11:22	12:43	14:13	14:40	15:26
				1:51	5:02	5:43	6:16	9:00	11:22	12:43	14:13	14:40	15:26
				16:16	17:14	19:53	21:03	21:49	22:50	24:16	25:18	26:04	26:59
				16:16	17:14	19:53	21:03	21:49	22:50	24:16	25:18	26:04	26:59
				27:58	28:13	29:47	30:34	32:39	34:05	34:28	35:20	36:53	37:42
17	129	PETRZELA Jan CZE	37:58.00 +3:53.00	1:55	5:12	5:50	6:25	9:31	11:39	12:54	14:20	14:41	15:11
				1:55	5:12	5:50	6:25	9:31	11:39	12:54	14:20	14:41	15:11
				16:03	17:10	18:32	19:52	20:38	21:38	23:07	24:19	25:20	26:17
				16:03	17:10	18:32	19:52	20:38	21:38	23:07	24:19	25:20	26:17
				27:21	27:36	29:16	30:06	32:25	34:04	34:34	35:22	37:02	37:47
18	126	PAWLAK Bartosz POL	38:11.00 +4:06.00	1:40	4:58	5:48	6:24	9:13	11:27	13:04	14:29	14:57	15:23
				1:40	4:58	5:48	6:24	9:13	11:27	13:04	14:29	14:57	15:23
				16:14	17:14	18:13	19:45	20:49	21:52	23:25	24:31	25:15	26:21
				16:14	17:14	18:13	19:45	20:49	21:52	23:25	24:31	25:15	26:21
				27:39	27:54	29:33	30:38	32:58	34:27	34:50	35:42	37:12	38:00
19	120	OSMOEN Jon Aukrust NOR	38:16.00 +4:11.00	1:41	4:56	5:41	6:13	9:06	11:12	12:50	14:17	14:44	15:14
				1:41	4:56	5:41	6:13	9:06	11:12	12:50	14:17	14:44	15:14
				16:05	17:12	18:17	19:39	20:29	21:41	23:12	24:21	25:03	26:12
				16:05	17:12	18:17	19:39	20:29	21:41	23:12	24:21	25:03	26:12
				27:34	27:50	29:30	30:20	32:39	34:30	34:53	35:45	37:14	38:05
20	127	WESTERGARD Hakon Jarvis NOR	38:30.00 +4:25.00	1:52	5:04	5:45	6:19	9:06	11:25	12:58	14:36	15:05	15:33
				1:52	5:04	5:45	6:19	9:06	11:25	12:58	14:36	15:05	15:33
				16:21	17:22	18:52	20:04	20:53	21:52	23:24	25:02	26:10	27:07
				16:21	17:22	18:52	20:04	20:53	21:52	23:24	25:02	26:10	27:07
				28:12	28:26	29:57	30:39	32:40	34:31	34:55	35:48	37:24	38:19
				28:12	28:26	29:57	30:39	32:40	34:31	34:55	35:48	37:24	38:19



Race Analysis

Rk	Start No	Name	Time	Point 1 Point 11	Point 2 Point 12	Point 3 Point 13	Point 4 Point 14	Point 5 Point 15	Point 6 Point 16	Point 7 Point 17	Point 8 Point 18	Point 9 Point 19	Point 10 Point 20
21	138	REGBORN Martin SWE	39:07.00 +5:02.00	1:53	4:55	5:32	6:04	8:46	10:55	12:29	13:50	14:10	14:36
				1:53	4:55	5:32	6:04	8:46	10:55	12:29	13:50	14:10	14:36
				15:23	16:20	17:16	18:34	19:18	20:35	22:06	24:32	25:13	26:06
				15:23	16:20	17:16	18:34	19:18	20:35	22:06	24:32	25:13	26:06
				26:59	27:14	28:47	30:09	33:24	34:47	35:08	35:57	37:58	38:52
22	110	MICHIELS Yannick BEL	39:40.00 +5:35.00	1:34	5:01	5:40	6:13	9:34	11:45	13:15	14:42	15:05	15:54
				1:34	5:01	5:40	6:13	9:34	11:45	13:15	14:42	15:05	15:54
				16:43	17:44	18:48	20:19	21:02	22:17	23:44	24:54	25:38	27:11
				16:43	17:44	18:48	20:19	21:02	22:17	23:44	24:54	25:38	27:11
				28:22	28:38	30:20	31:10	33:41	35:29	35:51	36:45	38:35	39:29
23	118	HODKINSON Peter GBR	39:41.00 +5:36.00	1:48	5:23	6:02	6:38	9:38	12:00	13:26	14:56	15:20	15:50
				1:48	5:23	6:02	6:38	9:38	12:00	13:26	14:56	15:20	15:50
				16:39	17:45	18:49	20:12	21:03	22:26	24:08	25:15	26:11	27:12
				16:39	17:45	18:49	20:12	21:03	22:26	24:08	25:15	26:11	27:12
				28:25	28:40	30:17	31:13	33:41	35:28	35:48	36:38	38:33	39:31
24	121	KUUKKA Elias FIN	39:44.00 +5:39.00	1:59	6:00	6:40	7:18	10:59	13:30	14:55	16:33	16:55	17:21
				1:59	6:00	6:40	7:18	10:59	13:30	14:55	16:33	16:55	17:21
				18:11	19:10	20:28	21:41	22:29	23:29	25:04	26:21	27:03	28:04
				18:11	19:10	20:28	21:41	22:29	23:29	25:04	26:21	27:03	28:04
				29:02	29:17	30:50	31:43	34:27	36:02	36:24	37:13	38:45	39:33
25	102	PARFIANOWICZ Piotr POL	39:47.00 +5:42.00	1:41	5:40	6:23	6:55	9:50	12:04	13:37	15:00	15:26	15:55
				1:41	5:40	6:23	6:55	9:50	12:04	13:37	15:00	15:26	15:55
				16:45	17:46	18:53	20:15	21:09	22:18	23:39	24:51	25:40	26:49
				16:45	17:46	18:53	20:15	21:09	22:18	23:39	24:51	25:40	26:49
				28:16	28:30	30:00	30:43	33:16	35:10	35:32	36:22	38:47	39:37
				28:16	28:30	30:00	30:43	33:16	35:10	35:32	36:22	38:47	39:37



Race Analysis

Rk	Start No	Name	Time	Point 1	Point 2	Point 3	Point 4	Point 5	Point 6	Point 7	Point 8	Point 9	Point 10
				Point 11	Point 12	Point 13	Point 14	Point 15	Point 16	Point 17	Point 18	Point 19	Point 20
26	103	LAUKKARINEN Jesse FIN	39:56.00 +5:51.00	1:42	4:55	5:37	6:18	9:13	11:22	12:55	14:40	15:08	15:39
				1:42	4:55	5:37	6:18	9:13	11:22	12:55	14:40	15:08	15:39
				16:32	17:41	18:45	20:05	21:03	22:11	23:59	26:15	27:03	28:01
				16:32	17:41	18:45	20:05	21:03	22:11	23:59	26:15	27:03	28:01
				29:02	29:16	30:59	31:44	34:12	35:56	36:20	37:14	38:50	39:42
27	123	MERL Robert AUT	40:01.00 +5:56.00	1:50	5:16	5:59	6:33	9:30	11:46	13:11	14:44	15:08	15:37
				1:50	5:16	5:59	6:33	9:30	11:46	13:11	14:44	15:08	15:37
				16:29	17:34	19:14	20:34	21:29	22:49	24:31	25:43	26:29	27:36
				16:29	17:34	19:14	20:34	21:29	22:49	24:31	25:43	26:29	27:36
				28:41	28:55	30:42	31:32	33:55	36:03	36:25	37:25	38:59	39:50
28	124	KIVIKAS Kenny EST	40:10.00 +6:05.00	1:40	5:35	6:16	6:54	9:32	11:55	13:22	14:57	15:24	15:53
				1:40	5:35	6:16	6:54	9:32	11:55	13:22	14:57	15:24	15:53
				16:42	17:43	18:46	20:09	20:51	22:35	23:51	24:58	25:45	28:28
				16:42	17:43	18:46	20:09	20:51	22:35	23:51	24:58	25:45	28:28
				29:29	29:43	31:18	32:03	34:13	35:52	36:16	37:09	38:55	39:58
29	119	BLANES Andreu ESP	40:20.00 +6:15.00	1:53	5:22	6:18	6:52	9:38	11:52	14:22	15:48	16:13	16:40
				1:53	5:22	6:18	6:52	9:38	11:52	14:22	15:48	16:13	16:40
				17:30	18:33	19:36	21:32	22:24	23:42	25:13	26:22	27:05	28:13
				17:30	18:33	19:36	21:32	22:24	23:42	25:13	26:22	27:05	28:13
				29:40	29:55	31:32	32:20	34:40	36:27	36:51	37:43	39:15	40:07
30	112	ROBERTSON Tim NZL	42:07.00 +8:02.00	2:03	5:21	6:01	6:47	9:53	12:06	13:53	15:31	15:55	16:31
				2:03	5:21	6:01	6:47	9:53	12:06	13:53	15:31	15:55	16:31
				17:29	18:36	20:42	21:50	22:36	23:41	25:10	26:37	27:21	28:45
				17:29	18:36	20:42	21:50	22:36	23:41	25:10	26:37	27:21	28:45
				30:05	30:20	32:08	32:55	36:00	37:37	38:02	38:54	41:01	41:56
				30:05	30:20	32:08	32:55	36:00	37:37	38:02	38:54	41:01	41:56



Race Analysis

Rk	Start No	Name	Time	Point 1	Point 2	Point 3	Point 4	Point 5	Point 6	Point 7	Point 8	Point 9	Point 10
				Point 11	Point 12	Point 13	Point 14	Point 15	Point 16	Point 17	Point 18	Point 19	Point 20
31	115	BAUMHOLCZER Mata HUN	42:58.00 +8:53.00	1:44	5:44	6:20	7:04	10:28	12:45	14:31	15:57	16:30	16:59
				1:44	5:44	6:20	7:04	10:28	12:45	14:31	15:57	16:30	16:59
				17:53	19:03	20:19	21:43	23:08	24:19	25:50	26:58	28:00	29:18
				17:53	19:03	20:19	21:43	23:08	24:19	25:50	26:58	28:00	29:18
				30:29	30:45	32:52	33:45	36:37	38:13	38:39	39:35	41:50	42:47
32	109	MORRISON Ross NZL	43:19.00 +9:14.00	2:12	5:51	6:34	7:17	10:18	12:41	14:40	16:09	16:35	17:03
				2:12	5:51	6:34	7:17	10:18	12:41	14:40	16:09	16:35	17:03
				18:07	19:12	20:44	22:23	23:08	24:18	26:15	27:52	28:43	29:55
				18:07	19:12	20:44	22:23	23:08	24:18	26:15	27:52	28:43	29:55
				31:07	31:23	33:23	34:20	36:54	38:47	39:12	40:11	42:12	43:07
33	111	KONOTOPETZ DAMIAN CAN	43:57.00 +9:52.00	2:10	5:48	6:35	7:15	10:31	12:50	14:41	16:15	16:54	17:28
				2:10	5:48	6:35	7:15	10:31	12:50	14:41	16:15	16:54	17:28
				18:16	19:19	20:27	22:25	23:14	24:21	26:27	27:34	28:22	30:45
				18:16	19:19	20:27	22:25	23:14	24:21	26:27	27:34	28:22	30:45
				32:06	32:20	34:12	34:56	38:01	39:37	40:01	40:55	42:54	43:47
34	113	BAKO Aron HUN	44:00.00 +9:55.00	1:51	5:32	6:18	6:50	9:54	12:22	13:51	16:09	16:36	17:24
				1:51	5:32	6:18	6:50	9:54	12:22	13:51	16:09	16:36	17:24
				18:23	19:29	20:37	22:02	22:53	24:42	26:27	27:40	28:29	29:32
				18:23	19:29	20:37	22:02	22:53	24:42	26:27	27:40	28:29	29:32
				31:03	31:21	33:27	34:14	37:19	39:14	39:42	40:36	42:28	43:49
35	114	FARIAS SOUSA Sidnaldo BRA	45:02.00 +10:57.00	2:13	5:59	6:40	8:07	11:16	13:43	15:14	16:50	17:18	17:46
				2:13	5:59	6:40	8:07	11:16	13:43	15:14	16:50	17:18	17:46
				19:11	20:16	21:31	22:55	23:44	25:09	27:18	28:38	29:48	31:05
				19:11	20:16	21:31	22:55	23:44	25:09	27:18	28:38	29:48	31:05
				32:06	32:22	34:29	35:14	38:20	40:03	40:30	41:24	43:55	44:50
				32:06	32:22	34:29	35:14	38:20	40:03	40:30	41:24	43:55	44:50



Race Analysis

Rk	Start No	Name	Time	Point 1	Point 2	Point 3	Point 4	Point 5	Point 6	Point 7	Point 8	Point 9	Point 10
				Point 11	Point 12	Point 13	Point 14	Point 15	Point 16	Point 17	Point 18	Point 19	Point 20
36	106	CRITCHLEY William CAN	50:48.00 +16:43.00	2:34	6:52	7:55	8:43	12:38	15:21	17:28	19:17	19:46	20:21
				2:34	6:52	7:55	8:43	12:38	15:21	17:28	19:17	19:46	20:21
				21:24	22:42	24:05	25:36	26:27	27:54	30:37	32:05	33:44	35:22
				21:24	22:42	24:05	25:36	26:27	27:54	30:37	32:05	33:44	35:22
				36:57	37:13	39:33	40:26	43:22	45:40	46:10	47:16	49:28	50:36
37	105	TANIKAWA Yuta JPN	51:19.00 +17:14.00	2:17	6:10	7:10	7:58	11:37	14:44	16:16	17:51	18:18	18:57
				2:17	6:10	7:10	7:58	11:37	14:44	16:16	17:51	18:18	18:57
				20:03	21:30	22:50	24:40	25:39	28:20	30:27	31:57	33:00	34:24
				20:03	21:30	22:50	24:40	25:39	28:20	30:27	31:57	33:00	34:24
				36:13	36:31	38:43	39:51	43:05	46:35	47:05	48:06	50:07	51:09
38	108	SOUSA DE ARAUJO Carlos Henrique BRA	54:02.00 +19:57.00	2:10	6:15	7:12	7:57	12:27	16:27	19:20	21:49	22:18	22:53
				2:10	6:15	7:12	7:57	12:27	16:27	19:20	21:49	22:18	22:53
				24:03	25:26	26:43	28:17	29:12	30:22	32:30	33:45	34:36	37:41
				24:03	25:26	26:43	28:17	29:12	30:22	32:30	33:45	34:36	37:41
				38:56	39:14	41:37	42:30	45:54	48:22	48:50	50:24	52:33	53:51
39	101	LIU Cheng Hsun TPE	1:19:19.00 +45:14.00	3:49	14:20	15:22	16:10	20:43	24:54	27:35	29:27	30:24	31:06
				3:49	14:20	15:22	16:10	20:43	24:54	27:35	29:27	30:24	31:06
				32:27	35:06	36:51	39:47	41:19	42:57	46:29	47:54	52:43	57:42
				32:27	35:06	36:51	39:47	41:19	42:57	46:29	47:54	52:43	57:42
				59:27	59:49	1:02:24	1:05:20	1:10:32	1:12:31	1:12:57	1:14:00	1:17:41	1:19:02
116	HEINMANN Kristo EST	DSQ		59:27	59:49	1:02:24	1:05:20	1:10:32	1:12:31	1:12:57	1:14:00	1:17:41	1:19:02

NOTES
Intermediate (lap) times are information recorded from transponders. Final time used for ranking at the end of the race is determined with photo-finish for all riders.

LEGEND
DSQ Disqualified PTP Point-To-Point



Medallists

Medal	Name	NOC
GOLD	KYBURZ Matthias	SUI - Switzerland
SILVER	HOWALD Florian	SUI - Switzerland
BRONZE	KRAL Vojtech	CZE - Czech Republic

RESULTS BOOK



Orienteering Women's Sprint



THE WORLD GAMES
WROCLAW 2017

T+TISSOT
SWISS WATCHES SINCE 1853



Start List

Start Order	Start Number	Start Time	Name	NOC Code	Remarks
1	1	11:01:00	OWEN Tori	CAN	
2	2	11:02:00	DALMARES LENZ Elaine	BRA	
3	3	11:03:00	MOLDASHEVA Elmira	KAZ	
4	4	11:04:00	DE SIGUEIRA CHILES Franciely	BRA	
5	5	11:05:00	WANG Ting-Hsuan	TPE	
6	6	11:06:00	DZEMA Kateryna	UKR	
7	7	11:07:00	MORRISON Kate	NZL	
8	8	11:08:00	CYCH Weronika	POL	
9	9	11:09:00	BENJAMINSEN Andrine	NOR	
10	10	11:10:00	RIHMA Annika	EST	
11	11	11:11:00	LÖSCH Susen	GER	
12	12	11:12:00	DAMBE Inga	LAT	
13	13	11:13:00	BEAUVISAGE Lauriane	FRA	
14	14	11:14:00	GYURKO Fanni	HUN	
15	15	11:15:00	KEMP Emily	CAN	
16	16	11:16:00	JANOSIKOVA Tereza	CZE	
17	17	11:17:00	ROBERTSON Laura	NZL	
18	18	11:18:00	KAASIKU Evely	EST	
19	19	11:19:00	CARTER-DAVIES Megan	GBR	
20	20	11:20:00	HORNIK Aleksandra	POL	
21	21	11:21:00	STRAIN TESSA	GBR	
22	22	11:22:00	SCALET-MERL Carlotta	ITA	
23	23	11:23:00	WEILER Virag	HUN	
24	24	11:24:00	RAMSTEIN Laura	AUT	
25	25	11:25:00	KOSOVA Denisa	CZE	
26	26	11:26:00	KADAN Ursula	AUT	
27	27	11:27:00	BJORGUL Ida Marie Næss	NOR	
28	28	11:28:00	BASSET Isia	FRA	
29	29	11:29:00	ANTTONEN Sari	FIN	
30	30	11:30:00	KLYSNER Cecilie Friberg	DEN	
31	31	11:31:00	DENISOVA Anastasia	BLR	
32	32	11:32:00	GEMPERLE NATALIA	RUS	
33	33	11:33:00	JANSSON Helena	SWE	
34	34	11:34:00	HAUSWIRTH Sabine	SUI	
35	35	11:35:00	TEINI Marika	FIN	
36	36	11:36:00	STRAND Lina	SWE	
37	37	11:37:00	VOLYNSKA Nadiya	UKR	
38	38	11:38:00	ROOS Elena	SUI	
39	39	11:39:00	VINOGRADOVA GALINA	RUS	
40	40	11:40:00	ALM Maja	DEN	



Results

Rk	Start No	Name	NOC Code	Time	Time Behind	Remarks
1	40	ALM Maja	DEN	13:59.50	+0.00	
2	38	ROOS Elena	SUI	14:32.50	+33.00	
3	36	STRAND Lina	SWE	14:39.80	+40.30	
4	39	VINOGRADOVA GALINA	RUS	14:39.90	+40.40	
5	34	HAUSWIRTH Sabine	SUI	14:45.30	+45.80	
6	33	JANSSON Helena	SWE	14:51.60	+52.10	
7	31	DENISOVA Anastasia	BLR	14:52.80	+53.30	
8	32	GEMPERLE NATALIA	RUS	14:54.10	+54.60	
9	30	KLYSNER Cecilie Friberg	DEN	14:54.70	+55.20	
10	27	BJORGUL Ida Marie Næss	NOR	15:07.60	+1:08.10	
11	17	ROBERTSON Laura	NZL	15:09.20	+1:09.70	
12	29	ANTTONEN Sari	FIN	15:18.60	+1:19.10	
13	26	KADAN Ursula	AUT	15:28.40	+1:28.90	
14	35	TEINI Marika	FIN	15:30.70	+1:31.20	
15	20	HORNIK Aleksandra	POL	15:31.50	+1:32.00	
16	16	JANOSIKOVA Tereza	CZE	15:36.00	+1:36.50	
17	19	CARTER-DAVIES Megan	GBR	15:36.50	+1:37.00	
18	9	BENJAMINSEN Andrine	NOR	15:39.10	+1:39.60	
19	14	GYURKO Fanni	HUN	15:58.80	+1:59.30	
20	23	WEILER Virag	HUN	15:59.00	+1:59.50	
21	22	SCALET-MERL Carlotta	ITA	16:00.10	+2:00.60	
22	21	STRAIN TESSA	GBR	16:10.20	+2:10.70	
23	10	RIHMA Annika	EST	16:10.50	+2:11.00	
24	6	DZEMA Kateryna	UKR	16:18.50	+2:19.00	
24	28	BASSET Isia	FRA	16:18.50	+2:19.00	
26	24	RAMSTEIN Laura	AUT	16:20.30	+2:20.80	
27	18	KAASIKU Evely	EST	16:22.20	+2:22.70	
28	11	LÖSCH Susen	GER	16:24.40	+2:24.90	
29	12	DAMBE Inga	LAT	16:27.90	+2:28.40	
30	25	KOSOVA Denisa	CZE	16:31.70	+2:32.20	
31	8	CYCH Weronika	POL	16:36.80	+2:37.30	
32	13	BEAUVISAGE Lauriane	FRA	16:44.90	+2:45.40	
33	7	MORRISON Kate	NZL	17:53.30	+3:53.80	
34	4	DE SIGUEIRA CHILES Francieli	BRA	18:26.00	+4:26.50	
35	1	OWEN Tori	CAN	18:37.20	+4:37.70	
36	3	MOLDASHEVA Elmira	KAZ	19:25.90	+5:26.40	
37	5	WANG Ting-Hsuan	TPE	19:37.60	+5:38.10	
38	2	DALMARES LENZ Elaine	BRA	20:23.70	+6:24.20	
0	15	KEMP Emily	CAN	DSQ		
0	37	VOLYNSKA Nadiya	UKR	DSQ		



Results

Participants						Weather	Temperature
Entries / NOCs	Finished	LAP	DNF	DSQ	DNS		
40/23	38	0	0	2	0		17

LEGEND
DSQ Disqualified

Timing and Results provided by  **TISSOT**



Race Analysis

After: Finish

Rk	Start No	Name	Time	Control 1 Control 11	Control 2 Control 12	Control 3 Control 13	Control 4 Control 14	Control 5 Control 15	Control 6 Control 16	Control 7 Control 17	Control 8 Control 18	Control 9 Control 19	Control 10	
1	40	ALM Maja DEN	13:59.50 0.00	1:07	1:29	2:00	3:12	3:35	5:11	5:18	5:46	6:34	7:14	
				1:07	1:29	2:00	3:12	3:35	5:11	5:18	5:46	6:34	7:14	
				7:25	9:30	9:52	10:21	11:33	12:02	12:39	13:27	13:38		
				7:25	9:30	9:52	10:21	11:33	12:02	12:39	13:27	13:38		
2	38	ROOS Elena SUI	14:32.50 +33.00	1:11	1:33	2:03	3:11	3:37	5:17	5:25	5:57	6:47	7:25	
				1:11	1:33	2:03	3:11	3:37	5:17	5:25	5:57	6:47	7:25	
				7:38	9:53	10:18	10:49	12:09	12:38	13:12	13:58	14:10		
				7:38	9:53	10:18	10:49	12:09	12:38	13:12	13:58	14:10		
3	36	STRAND Lina SWE	14:39.80 +40.30	1:09	1:36	2:05	3:13	3:38	5:22	5:30	5:58	6:48	7:29	
				1:09	1:36	2:05	3:13	3:38	5:22	5:30	5:58	6:48	7:29	
				7:41	9:54	10:18	10:53	12:11	12:40	13:15	14:05	14:18		
				7:41	9:54	10:18	10:53	12:11	12:40	13:15	14:05	14:18		
4	39	VINOGRADOVA GALINA RUS	14:39.90 +40.40	1:08	1:30	1:59	3:06	3:30	5:11	5:23	5:59	6:48	7:26	
				1:08	1:30	1:59	3:06	3:30	5:11	5:23	5:59	6:48	7:26	
				7:39	9:50	10:13	10:42	11:56	12:27	13:08	14:07	14:19		
				7:39	9:50	10:13	10:42	11:56	12:27	13:08	14:07	14:19		
5	34	HAUSWIRTH Sabine SUI	14:45.30 +45.80	1:07	1:28	1:57	3:19	3:44	5:21	5:28	5:56	6:45	7:26	
				1:07	1:28	1:57	3:19	3:44	5:21	5:28	5:56	6:45	7:26	
				7:40	9:47	10:10	10:42	12:06	12:39	13:19	14:13	14:25		
				7:40	9:47	10:10	10:42	12:06	12:39	13:19	14:13	14:25		
6	33	JANSSON Helena SWE	14:51.60 +52.10	1:17	1:39	2:14	3:20	3:45	5:29	5:37	6:05	6:55	7:36	
				1:17	1:39	2:14	3:20	3:45	5:29	5:37	6:05	6:55	7:36	
				7:48	10:07	10:32	11:05	12:23	12:57	13:32	14:18	14:30		
				7:48	10:07	10:32	11:05	12:23	12:57	13:32	14:18	14:30		
7	31	DENISOVA Anastasia BLR	14:52.80 +53.30	1:08	1:29	1:58	3:09	3:34	5:13	5:20	5:54	6:44	7:23	
				1:08	1:29	1:58	3:09	3:34	5:13	5:20	5:54	6:44	7:23	
				7:36	9:48	10:12	10:46	12:06	12:35	13:30	14:20	14:31		
				7:36	9:48	10:12	10:46	12:06	12:35	13:30	14:20	14:31		
8	32	GEMPERLE NATALIA RUS	14:54.10 +54.60	1:14	1:36	2:06	3:16	3:40	5:32	5:41	6:08	7:00	7:39	
				1:14	1:36	2:06	3:16	3:40	5:32	5:41	6:08	7:00	7:39	
				7:51	10:09	10:34	11:05	12:22	13:00	13:34	14:22	14:33		
				7:51	10:09	10:34	11:05	12:22	13:00	13:34	14:22	14:33		



Race Analysis

Rk	Start No	Name	Time	Control 1 Control 11	Control 2 Control 12	Control 3 Control 13	Control 4 Control 14	Control 5 Control 15	Control 6 Control 16	Control 7 Control 17	Control 8 Control 18	Control 9 Control 19	Control 10	
9	30	KLYSNER Cecilie Friberg DEN	14:54.70 +55.20	1:09	1:30	1:58	3:18	3:41	5:22	5:28	5:56	6:47	7:25	
				1:09	1:30	1:58	3:18	3:41	5:22	5:28	5:56	6:47	7:25	
				7:39	9:54	10:21	10:54	12:14	12:44	13:19	14:08	14:22		
				7:39	9:54	10:21	10:54	12:14	12:44	13:19	14:08	14:22		
10	27	BJORGUL Ida Marie Næss NOR	15:07.60 +1:08.10	1:14	1:36	2:06	3:20	3:44	5:27	5:35	6:04	6:55	7:34	
				1:14	1:36	2:06	3:20	3:44	5:27	5:35	6:04	6:55	7:34	
				7:48	10:04	10:29	10:59	12:18	12:48	13:23	14:17	14:34		
				7:48	10:04	10:29	10:59	12:18	12:48	13:23	14:17	14:34		
11	17	ROBERTSON Laura NZL	15:09.20 +1:09.70	1:11	1:33	2:03	3:12	3:36	5:27	5:35	6:05	6:57	7:37	
				1:11	1:33	2:03	3:12	3:36	5:27	5:35	6:05	6:57	7:37	
				7:51	10:10	10:35	11:06	12:32	13:03	13:40	14:34	14:47		
				7:51	10:10	10:35	11:06	12:32	13:03	13:40	14:34	14:47		
12	29	ANTTONEN Sari FIN	15:18.60 +1:19.10	1:10	1:32	2:02	3:17	3:43	5:29	5:37	6:10	7:03	7:44	
				1:10	1:32	2:02	3:17	3:43	5:29	5:37	6:10	7:03	7:44	
				7:58	10:24	10:47	11:20	12:43	13:14	13:54	14:46	14:58		
				7:58	10:24	10:47	11:20	12:43	13:14	13:54	14:46	14:58		
13	26	KADAN Ursula AUT	15:28.40 +1:28.90	1:15	1:36	2:08	3:32	3:57	5:46	5:54	6:29	7:22	8:02	
				1:15	1:36	2:08	3:32	3:57	5:46	5:54	6:29	7:22	8:02	
				8:15	10:35	10:59	11:31	12:50	13:26	14:02	14:55	15:08		
				8:15	10:35	10:59	11:31	12:50	13:26	14:02	14:55	15:08		
14	35	TEINI Marika FIN	15:30.70 +1:31.20	1:14	1:36	2:08	3:20	3:45	5:33	5:40	6:09	7:03	7:47	
				1:14	1:36	2:08	3:20	3:45	5:33	5:40	6:09	7:03	7:47	
				7:59	10:26	10:52	11:23	12:47	13:23	14:02	14:52	15:07		
				7:59	10:26	10:52	11:23	12:47	13:23	14:02	14:52	15:07		
15	20	HORNIK Aleksandra POL	15:31.50 +1:32.00	1:10	1:32	2:02	3:44	4:14	5:59	6:05	6:33	7:24	8:04	
				1:10	1:32	2:02	3:44	4:14	5:59	6:05	6:33	7:24	8:04	
				8:17	10:37	11:01	11:31	12:50	13:26	14:08	14:55	15:10		
				8:17	10:37	11:01	11:31	12:50	13:26	14:08	14:55	15:10		
16	16	JANOSIKOVA Tereza CZE	15:36.00 +1:36.50	1:17	1:40	2:14	3:27	3:53	5:44	5:51	6:21	7:15	8:00	
				1:17	1:40	2:14	3:27	3:53	5:44	5:51	6:21	7:15	8:00	
				8:15	10:43	11:07	11:39	13:01	13:33	14:11	15:02	15:17		
				8:15	10:43	11:07	11:39	13:01	13:33	14:11	15:02	15:17		
17	19	CARTER-DAVIES Megan GBR	15:36.50 +1:37.00	1:10	1:32	2:06	3:30	3:55	5:40	5:48	6:18	7:11	7:52	
				1:10	1:32	2:06	3:30	3:55	5:40	5:48	6:18	7:11	7:52	
				8:06	10:32	10:58	11:32	12:56	13:29	14:10	15:02	15:15		
				8:06	10:32	10:58	11:32	12:56	13:29	14:10	15:02	15:15		



Race Analysis

Rk	Start No	Name	Time	Control 1 Control 11	Control 2 Control 12	Control 3 Control 13	Control 4 Control 14	Control 5 Control 15	Control 6 Control 16	Control 7 Control 17	Control 8 Control 18	Control 9 Control 19	Control 10
18	9	BENJAMINSEN Andrine NOR	15:39.10 +1:39.60	1:15	1:39	2:11	3:29	3:55	5:41	5:49	6:21	7:13	7:55
				1:15	1:39	2:11	3:29	3:55	5:41	5:49	6:21	7:13	7:55
				8:12	10:33	10:58	11:32	12:58	13:30	14:12	15:05	15:18	
				8:12	10:33	10:58	11:32	12:58	13:30	14:12	15:05	15:18	
19	14	GYURKO Fanni HUN	15:58.80 +1:59.30	1:16	1:40	2:17	3:32	3:58	5:49	5:57	6:28	7:21	8:03
				1:16	1:40	2:17	3:32	3:58	5:49	5:57	6:28	7:21	8:03
				8:18	10:49	11:14	11:47	13:13	13:51	14:30	15:23	15:36	
				8:18	10:49	11:14	11:47	13:13	13:51	14:30	15:23	15:36	
20	23	WEILER Virag HUN	15:59.00 +1:59.50	1:12	1:34	2:10	3:40	4:06	5:58	6:06	6:36	7:40	8:23
				1:12	1:34	2:10	3:40	4:06	5:58	6:06	6:36	7:40	8:23
				8:37	10:57	11:22	11:54	13:23	13:59	14:36	15:25	15:38	
				8:37	10:57	11:22	11:54	13:23	13:59	14:36	15:25	15:38	
21	22	SCALET-MERL Carlotta ITA	16:00.10 +2:00.60	1:18	1:42	2:17	3:33	3:58	5:51	5:58	6:26	7:18	8:01
				1:18	1:42	2:17	3:33	3:58	5:51	5:58	6:26	7:18	8:01
				8:17	10:56	11:23	11:56	13:21	13:57	14:34	15:24	15:38	
				8:17	10:56	11:23	11:56	13:21	13:57	14:34	15:24	15:38	
22	21	STRAIN TESSA GBR	16:10.20 +2:10.70	1:15	1:38	2:15	3:33	3:58	5:44	5:51	6:20	7:49	8:30
				1:15	1:38	2:15	3:33	3:58	5:44	5:51	6:20	7:49	8:30
				8:44	11:10	11:37	12:12	13:35	14:07	14:43	15:35	15:48	
				8:44	11:10	11:37	12:12	13:35	14:07	14:43	15:35	15:48	
23	10	RIHMA Annika EST	16:10.50 +2:11.00	1:22	1:45	2:20	3:43	4:09	5:59	6:11	6:42	7:36	8:23
				1:22	1:45	2:20	3:43	4:09	5:59	6:11	6:42	7:36	8:23
				8:40	11:03	11:28	12:02	13:24	13:56	14:38	15:34	15:49	
				8:40	11:03	11:28	12:02	13:24	13:56	14:38	15:34	15:49	
24	6	DZEMA Kateryna UKR	16:18.50 +2:19.00	1:11	1:33	2:07	3:29	3:53	5:44	5:51	6:26	7:19	8:44
				1:11	1:33	2:07	3:29	3:53	5:44	5:51	6:26	7:19	8:44
				8:59	11:21	11:44	12:16	13:38	14:12	14:48	15:37	15:52	
				8:59	11:21	11:44	12:16	13:38	14:12	14:48	15:37	15:52	
24	28	BASSET Isia FRA	16:18.50 +2:19.00	1:14	1:38	2:12	3:26	3:52	6:14	6:23	6:52	7:47	8:32
				1:14	1:38	2:12	3:26	3:52	6:14	6:23	6:52	7:47	8:32
				8:46	11:17	11:44	12:16	13:41	14:12	14:48	15:44	15:56	
				8:46	11:17	11:44	12:16	13:41	14:12	14:48	15:44	15:56	
26	24	RAMSTEIN Laura AUT	16:20.30 +2:20.80	1:19	1:43	2:17	3:39	4:05	6:00	6:07	6:38	7:34	8:15
				1:19	1:43	2:17	3:39	4:05	6:00	6:07	6:38	7:34	8:15
				8:31	11:11	11:39	12:10	13:34	14:15	14:55	15:47	15:59	
				8:31	11:11	11:39	12:10	13:34	14:15	14:55	15:47	15:59	



Race Analysis

Rk	Start No	Name	Time	Control 1 Control 11	Control 2 Control 12	Control 3 Control 13	Control 4 Control 14	Control 5 Control 15	Control 6 Control 16	Control 7 Control 17	Control 8 Control 18	Control 9 Control 19	Control 10	
27	18	KAASIKU Evely EST	16:22.20 +2:22.70	1:15	1:36	2:09	3:29	3:55	6:01	6:10	6:42	7:36	8:22	
				1:15	1:36	2:09	3:29	3:55	6:01	6:10	6:42	7:36	8:22	
				8:35	11:06	11:32	12:08	13:34	14:12	14:52	15:45	15:57		
				8:35	11:06	11:32	12:08	13:34	14:12	14:52	15:45	15:57		
28	11	LÖSCH Susen GER	16:24.40 +2:24.90	1:19	1:41	2:15	3:32	4:01	5:56	6:04	6:40	7:34	8:18	
				1:19	1:41	2:15	3:32	4:01	5:56	6:04	6:40	7:34	8:18	
				8:32	11:04	11:29	12:02	13:31	14:11	14:52	15:46	16:01		
				8:32	11:04	11:29	12:02	13:31	14:11	14:52	15:46	16:01		
29	12	DAMBE Inga LAT	16:27.90 +2:28.40	1:25	1:49	2:21	3:37	4:09	6:10	6:18	6:47	7:43	8:26	
				1:25	1:49	2:21	3:37	4:09	6:10	6:18	6:47	7:43	8:26	
				8:40	11:11	11:37	12:10	13:35	14:09	14:52	15:51	16:05		
				8:40	11:11	11:37	12:10	13:35	14:09	14:52	15:51	16:05		
30	25	KOSOVA Denisa CZE	16:31.70 +2:32.20	1:20	1:43	2:15	3:28	3:53	5:43	5:51	6:25	7:58	8:42	
				1:20	1:43	2:15	3:28	3:53	5:43	5:51	6:25	7:58	8:42	
				8:57	11:23	11:50	12:24	13:48	14:24	15:04	15:56	16:09		
				8:57	11:23	11:50	12:24	13:48	14:24	15:04	15:56	16:09		
31	8	CYCH Weronika POL	16:36.80 +2:37.30	1:25	1:53	2:30	3:54	4:19	6:08	6:15	6:45	7:41	8:24	
				1:25	1:53	2:30	3:54	4:19	6:08	6:15	6:45	7:41	8:24	
				8:37	11:07	11:34	12:11	13:38	14:18	14:59	16:03	16:16		
				8:37	11:07	11:34	12:11	13:38	14:18	14:59	16:03	16:16		
32	13	BEAUVISAGE Lauriane FRA	16:44.90 +2:45.40	1:27	1:51	2:24	3:50	4:16	6:14	6:22	6:53	7:51	8:39	
				1:27	1:51	2:24	3:50	4:16	6:14	6:22	6:53	7:51	8:39	
				8:53	11:30	11:56	12:32	13:59	14:33	15:14	16:08	16:21		
				8:53	11:30	11:56	12:32	13:59	14:33	15:14	16:08	16:21		
33	7	MORRISON Kate NZL	17:53.30 +3:53.80	1:19	1:43	2:21	3:46	4:13	6:16	6:23	6:54	8:32	9:26	
				1:19	1:43	2:21	3:46	4:13	6:16	6:23	6:54	8:32	9:26	
				9:40	12:18	12:47	13:24	14:55	15:28	16:19	17:16	17:29		
				9:40	12:18	12:47	13:24	14:55	15:28	16:19	17:16	17:29		
34	4	DE SIGUEIRA CHILES Franciely BRA	18:26.00 +4:26.50	1:26	1:52	2:30	4:00	4:29	6:36	6:44	7:18	8:21	9:19	
				1:26	1:52	2:30	4:00	4:29	6:36	6:44	7:18	8:21	9:19	
				9:38	12:29	13:00	13:37	15:14	15:59	16:45	17:43	18:02		
				9:38	12:29	13:00	13:37	15:14	15:59	16:45	17:43	18:02		
35	1	OWEN Tori CAN	18:37.20 +4:37.70	1:21	1:47	2:26	3:55	4:26	6:32	6:45	7:30	8:51	9:40	
				1:21	1:47	2:26	3:55	4:26	6:32	6:45	7:30	8:51	9:40	
				9:58	12:48	13:16	13:54	15:29	16:15	17:03	17:59	18:13		
				9:58	12:48	13:16	13:54	15:29	16:15	17:03	17:59	18:13		



Race Analysis

Rk	Start No	Name	Time	Control 1 Control 11	Control 2 Control 12	Control 3 Control 13	Control 4 Control 14	Control 5 Control 15	Control 6 Control 16	Control 7 Control 17	Control 8 Control 18	Control 9 Control 19	Control 10
36	3	MOLDASHEVA Elmira KAZ	19:25.90 +5:26.40	1:46	2:13	2:59	4:32	5:03	7:16	7:26	8:08	9:17	10:21
				1:46	2:13	2:59	4:32	5:03	7:16	7:26	8:08	9:17	10:21
				10:39	13:36	14:06	14:44	16:24	17:03	17:47	18:45	19:03	
				10:39	13:36	14:06	14:44	16:24	17:03	17:47	18:45	19:03	
37	5	WANG Ting-Hsuan TPE	19:37.60 +5:38.10	1:50	2:22	3:03	4:40	5:09	7:27	7:39	8:14	9:19	10:10
				1:50	2:22	3:03	4:40	5:09	7:27	7:39	8:14	9:19	10:10
				10:27	13:29	14:00	14:39	16:22	17:02	17:45	19:01	19:14	
				10:27	13:29	14:00	14:39	16:22	17:02	17:45	19:01	19:14	
38	2	DALMARES LENZ Elaine BRA	20:23.70 +6:24.20	1:39	2:10	2:48	4:21	4:55	7:17	7:28	8:21	9:29	10:42
				1:39	2:10	2:48	4:21	4:55	7:17	7:28	8:21	9:29	10:42
				11:03	14:09	14:39	15:19	16:54	17:48	18:46	19:40	19:58	
				11:03	14:09	14:39	15:19	16:54	17:48	18:46	19:40	19:58	
15	KEMP Emily CAN	DSQ											
37	VOLYNSKA Nadiya UKR	DSQ											

NOTES
Intermediate (lap) times are information recorded from transponders. Final time used for ranking at the end of the race is determined with photo-finish for all riders.

LEGEND
DSQ Disqualified PTP Point-To-Point



Medallists

Medal	Name	NOC
GOLD	ALM Maja	DEN - Denmark
SILVER	ROOS Elena	SUI - Switzerland
BRONZE	STRAND Lina	SWE - Sweden

RESULTS BOOK



Orienteering Women's Middle Distance



THE WORLD GAMES
WROCLAW 2017

T+TISSOT
SWISS WATCHES SINCE 1853



Start List

Start Order	Start Number	Start Time	Name	NOC Code	Remarks
1	1	9:30:00	WANG Ting-Hsuan	TPE	
2	2	9:32:00	MOLDASHEVA Elmira	KAZ	
3	3	9:34:00	DALMARES LENZ Elaine	BRA	
4	4	9:36:00	OWEN Tori	CAN	
5	5	9:38:00	DZEMA Kateryna	UKR	
6	6	9:40:00	CYCH Weronika	POL	
7	7	9:42:00	WEILER Virag	HUN	
8	8	9:44:00	MORRISON Kate	NZL	
9	9	9:46:00	ROBERTSON Laura	NZL	
10	10	9:48:00	DE SIGUEIRA CHILES Franciely	BRA	
11	11	9:50:00	JANOSIKOVA Tereza	CZE	
12	12	9:52:00	BEAUVISAGE Lauriane	FRA	
13	13	9:54:00	STRAIN TESSA	GBR	
14	14	9:56:00	SCALET-MERL Carlotta	ITA	
15	15	9:58:00	CARTER-DAVIES Megan	GBR	
16	16	10:00:00	HORNIK Aleksandra	POL	
17	17	10:02:00	RAMSTEIN Laura	AUT	
18	18	10:04:00	KLYSNER Cecilie Friberg	DEN	
19	19	10:06:00	KAASIKU Evely	EST	
20	20	10:08:00	VINOGRADOVA GALINA	RUS	
21	21	10:10:00	LÖSCH Susen	GER	
22	22	10:12:00	GYURKO Fanni	HUN	
23	23	10:14:00	RIHMA Annika	EST	
24	24	10:16:00	BENJAMINSEN Andrine	NOR	
25	25	10:18:00	DAMBE Inga	LAT	
26	26	10:20:00	BASSET Isia	FRA	
27	27	10:22:00	KADAN Ursula	AUT	
28	28	10:24:00	KOSOVA Denisa	CZE	
29	29	10:26:00	DENISOVA Anastasia	BLR	
30	30	10:28:00	VOLYNSKA Nadiya	UKR	
31	31	10:30:00	ROOS Elena	SUI	
32	32	10:32:00	ANTTONEN Sari	FIN	
33	33	10:34:00	BJORGUL Ida Marie Næss	NOR	
34	34	10:36:00	STRAND Lina	SWE	
35	35	10:38:00	TEINI Marika	FIN	
36	36	10:40:00	KEMP Emily	CAN	
37	37	10:42:00	HAUSWIRTH Sabine	SUI	
38	38	10:44:00	JANSSON Helena	SWE	
39	39	10:46:00	ALM Maja	DEN	
40	40	10:48:00	GEMPERLE NATALIA	RUS	



THE WORLD GAMES
WROCLAW 2017

Trzebnica Aquapark

WED 26 JUL 2017
Start Time: 9:30

Orienteering

Women's Middle Distance



Results

Rk	Start No	Name	NOC Code	Time	Time Behind	Remarks
1	38	JANSSON Helena	SWE	34:44.00	+0.00	
2	40	GEMPERLE NATALIA	RUS	34:47.00	+3.00	
3	37	HAUSWIRTH Sabine	SUI	35:54.00	+1:10.00	
4	18	KLYSNER Cecilie Friberg	DEN	36:25.00	+1:41.00	
5	33	BJORGUL Ida Marie Næss	NOR	36:34.00	+1:50.00	
6	32	ANTTONEN Sari	FIN	36:55.00	+2:11.00	
7	35	TEINI Marika	FIN	37:13.00	+2:29.00	
8	27	KADAN Ursula	AUT	37:29.00	+2:45.00	
9	30	VOLYNSKA Nadiya	UKR	37:31.00	+2:47.00	
10	31	ROOS Elena	SUI	38:54.00	+4:10.00	
11	34	STRAND Lina	SWE	39:03.00	+4:19.00	
12	36	KEMP Emily	CAN	39:04.00	+4:20.00	
13	13	STRAIN TESSA	GBR	39:10.00	+4:26.00	
14	29	DENISOVA Anastasia	BLR	39:30.00	+4:46.00	
15	25	DAMBE Inga	LAT	39:31.00	+4:47.00	
16	20	VINOGRADOVA GALINA	RUS	39:37.00	+4:53.00	
16	24	BENJAMINSEN Andrine	NOR	39:37.00	+4:53.00	
18	26	BASSET Isia	FRA	39:52.00	+5:08.00	
19	21	LÖSCH Susen	GER	40:02.00	+5:18.00	
20	23	RIHMA Annika	EST	40:21.00	+5:37.00	
21	17	RAMSTEIN Laura	AUT	41:27.00	+6:43.00	
22	19	KAASIKU Evelyn	EST	41:42.00	+6:58.00	
23	14	SCALET-MERL Carlotta	ITA	41:48.00	+7:04.00	
24	22	GYURKO Fanni	HUN	42:29.00	+7:45.00	
25	12	BEAUVISAGE Lauriane	FRA	42:37.00	+7:53.00	
26	11	JANOSIKOVA Tereza	CZE	43:04.00	+8:20.00	
27	9	ROBERTSON Laura	NZL	44:17.00	+9:33.00	
28	7	WEILER Virag	HUN	44:56.00	+10:12.00	
29	8	MORRISON Kate	NZL	44:57.00	+10:13.00	
30	15	CARTER-DAVIES Megan	GBR	45:30.00	+10:46.00	
31	6	CYCH Weronika	POL	45:47.00	+11:03.00	
32	16	HORNIK Aleksandra	POL	47:38.00	+12:54.00	
33	5	DZEMA Kateryna	UKR	47:47.00	+13:03.00	
34	3	DALMARES LENZ Elaine	BRA	55:41.00	+20:57.00	
35	2	MOLDASHEVA Elmira	KAZ	57:47.00	+23:03.00	
36	4	OWEN Tori	CAN	58:39.00	+23:55.00	
37	10	DE SIGUEIRA CHILES Franciely	BRA	1:01:21.00	+26:37.00	
38	1	WANG Ting-Hsuan	TPE	1:17:06.00	+42:22.00	
	28	KOSOVA Denisa	CZE	DNS		
	39	ALM Maja	DEN	DNS		

Timing and Results provided by TISSOT



Results

Participants						Weather	Temperature
Entries / NOCs	Finished	LAP	DNF	DSQ	DNS		
40/23	38	0	0	0	2		

LEGEND
DNS Did Not Start

Timing and Results provided by  **TISSOT**



Race Analysis

After: Finish

Rk	Start No	Name	Time	Point 1 Point 11	Point 2 Point 12	Point 3 Point 13	Point 4 Point 14	Point 5 Point 15	Point 6 Point 16	Point 7 Point 17	Point 8 Point 18	Point 9 Point 19	Point 10 Point 20
1	38	JANSSON Helena SWE	34:44.00 0.00	2:00	6:14	7:06	7:49	11:09	13:39	15:24	16:38	17:20	19:13
				2:00	6:14	7:06	7:49	11:09	13:39	15:24	16:38	17:20	19:13
				20:44	21:40	23:11	23:28	25:22	26:24	27:30	28:12	29:57	31:38
				20:44	21:40	23:11	23:28	25:22	26:24	27:30	28:12	29:57	31:38
2	40	GEMPERLE NATALIA RUS	34:47.00 +3.00	2:04	6:04	6:57	7:39	11:05	13:56	15:39	16:53	17:32	19:21
				2:04	6:04	6:57	7:39	11:05	13:56	15:39	16:53	17:32	19:21
				21:01	21:57	23:42	23:58	25:45	26:34	27:45	28:27	30:02	31:41
				21:01	21:57	23:42	23:58	25:45	26:34	27:45	28:27	30:02	31:41
3	37	HAUSWIRTH Sabine SUI	35:54.00 +1:10.00	2:18	6:04	6:48	7:25	10:36	13:14	14:50	16:06	16:40	20:26
				2:18	6:04	6:48	7:25	10:36	13:14	14:50	16:06	16:40	20:26
				21:44	22:34	24:01	24:16	26:09	26:56	27:59	28:45	30:30	32:15
				21:44	22:34	24:01	24:16	26:09	26:56	27:59	28:45	30:30	32:15
4	18	KLYSNER Cecilie Friberg DEN	36:25.00 +1:41.00	2:00	5:50	6:43	7:24	11:07	13:53	15:46	17:00	17:58	19:40
				2:00	5:50	6:43	7:24	11:07	13:53	15:46	17:00	17:58	19:40
				21:13	22:09	24:08	24:24	26:21	27:24	28:31	29:15	31:07	32:58
				21:13	22:09	24:08	24:24	26:21	27:24	28:31	29:15	31:07	32:58
5	33	BJORGUL Ida Marie Næss NOR	36:34.00 +1:50.00	2:23	6:18	7:07	7:48	11:58	14:27	16:27	17:51	18:40	20:30
				2:23	6:18	7:07	7:48	11:58	14:27	16:27	17:51	18:40	20:30
				22:05	22:57	24:28	24:44	26:32	27:31	28:46	29:31	31:28	33:11
				22:05	22:57	24:28	24:44	26:32	27:31	28:46	29:31	31:28	33:11
				33:55	35:27	36:23							
				33:55	35:27	36:23							



Race Analysis

Rk	Start No	Name	Time	Point 1 Point 11	Point 2 Point 12	Point 3 Point 13	Point 4 Point 14	Point 5 Point 15	Point 6 Point 16	Point 7 Point 17	Point 8 Point 18	Point 9 Point 19	Point 10 Point 20
6	32	ANTTONEN Sari FIN	36:55.00 +2:11.00	1:53	6:32	7:24	8:03	11:37	14:25	16:22	17:42	18:22	20:23
				1:53	6:32	7:24	8:03	11:37	14:25	16:22	17:42	18:22	20:23
				21:52	22:47	24:21	24:37	26:30	27:36	28:53	29:37	31:25	33:25
				21:52	22:47	24:21	24:37	26:30	27:36	28:53	29:37	31:25	33:25
				34:12	35:38	36:43							
7	35	TEINI Marika FIN	37:13.00 +2:29.00	2:20	6:41	7:26	8:05	11:32	14:17	16:12	17:35	18:15	20:31
				2:20	6:41	7:26	8:05	11:32	14:17	16:12	17:35	18:15	20:31
				22:19	23:12	24:52	25:10	27:07	28:01	29:17	30:04	31:49	33:42
				22:19	23:12	24:52	25:10	27:07	28:01	29:17	30:04	31:49	33:42
				34:23	35:56	36:59							
8	27	KADAN Ursula AUT	37:29.00 +2:45.00	1:53	6:22	7:14	7:57	11:26	14:38	16:37	17:52	18:41	20:31
				1:53	6:22	7:14	7:57	11:26	14:38	16:37	17:52	18:41	20:31
				22:13	23:13	24:47	25:06	27:02	28:00	29:08	29:53	31:44	34:04
				22:13	23:13	24:47	25:06	27:02	28:00	29:08	29:53	31:44	34:04
				34:51	36:15	37:18							
9	30	VOLYNKA Nadiya UKR	37:31.00 +2:47.00	2:05	6:07	6:57	7:38	11:14	13:57	16:16	17:43	18:23	20:25
				2:05	6:07	6:57	7:38	11:14	13:57	16:16	17:43	18:23	20:25
				22:01	22:55	24:32	24:50	26:57	27:58	29:17	30:12	32:08	33:59
				22:01	22:55	24:32	24:50	26:57	27:58	29:17	30:12	32:08	33:59
				34:46	36:16	37:19							
10	31	ROOS Elena SUI	38:54.00 +4:10.00	2:18	6:19	7:08	7:48	11:25	14:30	17:54	19:11	20:01	22:11
				2:18	6:19	7:08	7:48	11:25	14:30	17:54	19:11	20:01	22:11
				23:45	24:44	26:18	26:33	28:34	29:33	30:45	31:31	33:21	35:24
				23:45	24:44	26:18	26:33	28:34	29:33	30:45	31:31	33:21	35:24
				36:10	37:43	38:42							
			36:10	37:43	38:42								



Race Analysis

Rk	Start No	Name	Time	Point 1 Point 11	Point 2 Point 12	Point 3 Point 13	Point 4 Point 14	Point 5 Point 15	Point 6 Point 16	Point 7 Point 17	Point 8 Point 18	Point 9 Point 19	Point 10 Point 20
11	34	STRAND Lina SWE	39:03.00 +4:19.00	2:15	6:15	7:02	7:43	11:10	13:49	15:34	16:58	17:45	22:27
				2:15	6:15	7:02	7:43	11:10	13:49	15:34	16:58	17:45	22:27
				24:14	25:15	26:53	27:10	29:06	30:01	31:12	31:53	33:44	35:35
				24:14	25:15	26:53	27:10	29:06	30:01	31:12	31:53	33:44	35:35
				36:21	37:52	38:51							
12	36	KEMP Emily CAN	39:04.00 +4:20.00	2:20	6:38	7:29	8:14	12:05	14:54	16:51	18:09	18:50	20:46
				2:20	6:38	7:29	8:14	12:05	14:54	16:51	18:09	18:50	20:46
				22:31	23:37	25:24	25:43	27:45	28:50	30:04	30:55	32:52	34:52
				22:31	23:37	25:24	25:43	27:45	28:50	30:04	30:55	32:52	34:52
				35:53	37:41	38:46							
13	13	STRAIN TESSA GBR	39:10.00 +4:26.00	2:32	6:47	7:50	8:39	12:43	15:35	17:44	19:03	19:50	21:37
				2:32	6:47	7:50	8:39	12:43	15:35	17:44	19:03	19:50	21:37
				23:19	24:14	25:56	26:15	28:07	29:37	30:49	31:38	33:32	35:22
				23:19	24:14	25:56	26:15	28:07	29:37	30:49	31:38	33:32	35:22
				36:24	38:03	38:59							
14	29	DENISOVA Anastasia BLR	39:30.00 +4:46.00	2:17	7:07	8:03	8:52	12:30	15:05	17:01	18:20	19:13	21:15
				2:17	7:07	8:03	8:52	12:30	15:05	17:01	18:20	19:13	21:15
				23:21	24:29	26:10	26:26	28:47	30:00	31:26	32:15	34:13	35:58
				23:21	24:29	26:10	26:26	28:47	30:00	31:26	32:15	34:13	35:58
				36:48	38:22	39:19							
15	25	DAMBE Inga LAT	39:31.00 +4:47.00	2:01	6:19	7:19	8:07	11:51	14:39	16:36	17:55	18:39	20:59
				2:01	6:19	7:19	8:07	11:51	14:39	16:36	17:55	18:39	20:59
				22:45	23:44	25:31	25:49	27:53	28:57	30:15	31:01	33:09	35:24
				22:45	23:44	25:31	25:49	27:53	28:57	30:15	31:01	33:09	35:24
				36:16	38:10	39:18							
	36:16	38:10	39:18										



Race Analysis

Rk	Start No	Name	Time	Point 1 Point 11	Point 2 Point 12	Point 3 Point 13	Point 4 Point 14	Point 5 Point 15	Point 6 Point 16	Point 7 Point 17	Point 8 Point 18	Point 9 Point 19	Point 10 Point 20
16	20	VINOGRADOVA GALINA RUS	39:37.00 +4:53.00	1:54	5:51	6:48	7:47	11:12	14:16	16:34	17:51	18:37	20:27
				1:54	5:51	6:48	7:47	11:12	14:16	16:34	17:51	18:37	20:27
				22:06	23:03	25:29	25:46	27:34	28:49	30:11	31:07	33:16	35:51
				22:06	23:03	25:29	25:46	27:34	28:49	30:11	31:07	33:16	35:51
				36:44	38:24	39:26							
16	24	BENJAMINSEN Andrine NOR	39:37.00 +4:53.00	2:37	6:36	7:33	8:23	11:46	14:59	17:21	18:35	19:29	21:19
				2:37	6:36	7:33	8:23	11:46	14:59	17:21	18:35	19:29	21:19
				23:03	24:03	26:24	26:41	28:37	29:39	30:59	31:46	33:45	35:48
				23:03	24:03	26:24	26:41	28:37	29:39	30:59	31:46	33:45	35:48
				36:36	38:26	39:26							
18	26	BASSET Isia FRA	39:52.00 +5:08.00	2:09	6:39	7:33	8:13	11:49	14:41	16:35	18:03	18:43	20:45
				2:09	6:39	7:33	8:13	11:49	14:41	16:35	18:03	18:43	20:45
				22:21	23:22	25:07	25:24	27:29	28:30	29:48	30:34	32:44	34:35
				22:21	23:22	25:07	25:24	27:29	28:30	29:48	30:34	32:44	34:35
				35:21	38:33	39:39							
19	21	LÖSCH Susen GER	40:02.00 +5:18.00	2:25	6:34	7:25	8:06	11:48	14:41	16:53	18:40	19:26	21:26
				2:25	6:34	7:25	8:06	11:48	14:41	16:53	18:40	19:26	21:26
				23:09	24:17	26:01	26:20	28:31	29:43	31:09	32:01	34:05	36:14
				23:09	24:17	26:01	26:20	28:31	29:43	31:09	32:01	34:05	36:14
				37:14	38:46	39:50							
20	23	RIHMA Annika EST	40:21.00 +5:37.00	2:50	7:13	8:08	8:52	12:39	15:38	17:29	18:45	19:32	21:24
				2:50	7:13	8:08	8:52	12:39	15:38	17:29	18:45	19:32	21:24
				23:13	24:10	26:46	27:03	29:10	30:12	31:37	32:22	34:35	36:32
				23:13	24:10	26:46	27:03	29:10	30:12	31:37	32:22	34:35	36:32
				37:26	39:06	40:10							
	37:26	39:06	40:10										



Race Analysis

Rk	Start No	Name	Time	Point 1 Point 11	Point 2 Point 12	Point 3 Point 13 Point 23	Point 4 Point 14	Point 5 Point 15	Point 6 Point 16	Point 7 Point 17	Point 8 Point 18	Point 9 Point 19	Point 10 Point 20
21	17	RAMSTEIN Laura AUT	41:27.00 +6:43.00	2:31	6:53	7:46	8:37	12:35	15:59	18:02	19:41	20:24	23:16
				2:31	6:53	7:46	8:37	12:35	15:59	18:02	19:41	20:24	23:16
				25:00	26:05	27:53	28:11	30:18	31:16	32:34	33:23	35:27	37:29
				25:00	26:05	27:53	28:11	30:18	31:16	32:34	33:23	35:27	37:29
				38:25	40:10	41:15							
22	19	KAASIKU Evely EST	41:42.00 +6:58.00	3:05	7:25	8:19	8:58	12:38	15:29	18:01	19:25	20:05	22:30
				3:05	7:25	8:19	8:58	12:38	15:29	18:01	19:25	20:05	22:30
				24:07	25:07	27:25	27:42	30:02	31:07	32:50	33:50	35:41	37:58
				24:07	25:07	27:25	27:42	30:02	31:07	32:50	33:50	35:41	37:58
				38:46	40:24	41:30							
23	14	SCALET-MERL Carlotta ITA	41:48.00 +7:04.00	2:06	7:20	8:12	9:07	12:51	15:56	18:10	19:27	20:07	22:48
				2:06	7:20	8:12	9:07	12:51	15:56	18:10	19:27	20:07	22:48
				24:33	25:26	27:11	27:27	29:30	30:32	31:46	32:35	35:50	38:00
				24:33	25:26	27:11	27:27	29:30	30:32	31:46	32:35	35:50	38:00
				38:56	40:31	41:36							
24	22	GYURKO Fanni HUN	42:29.00 +7:45.00	2:52	7:26	8:19	9:15	13:26	16:42	19:27	20:43	21:35	23:29
				2:52	7:26	8:19	9:15	13:26	16:42	19:27	20:43	21:35	23:29
				25:16	26:14	28:43	29:02	31:08	32:19	33:33	34:27	36:50	38:38
				25:16	26:14	28:43	29:02	31:08	32:19	33:33	34:27	36:50	38:38
				39:31	41:13	42:16							
25	12	BEAUVISAGE Lauriane FRA	42:37.00 +7:53.00	2:17	7:11	8:09	8:53	12:59	16:05	18:24	20:06	20:52	23:18
				2:17	7:11	8:09	8:53	12:59	16:05	18:24	20:06	20:52	23:18
				25:06	26:05	27:53	28:13	30:20	31:25	32:45	33:36	35:46	37:51
				25:06	26:05	27:53	28:13	30:20	31:25	32:45	33:36	35:46	37:51
				39:09	41:05	42:24							
			39:09	41:05	42:24								



Race Analysis

Rk	Start No	Name	Time	Point 1 Point 11	Point 2 Point 12	Point 3 Point 13 Point 23	Point 4 Point 14	Point 5 Point 15	Point 6 Point 16	Point 7 Point 17	Point 8 Point 18	Point 9 Point 19	Point 10 Point 20
26	11	JANOSIKOVA Tereza CZE	43:04.00 +8:20.00	2:15	6:40	7:26	8:06	12:10	15:31	17:47	19:20	20:08	23:36
				2:15	6:40	7:26	8:06	12:10	15:31	17:47	19:20	20:08	23:36
				25:12	26:06	28:22	28:50	30:50	31:56	33:10	33:59	36:52	38:58
				25:12	26:06	28:22	28:50	30:50	31:56	33:10	33:59	36:52	38:58
				39:43	41:52	42:54							
39:43	41:52	42:54											
27	9	ROBERTSON Laura NZL	44:17.00 +9:33.00	2:30	7:01	8:43	9:37	13:25	16:35	19:05	21:09	21:56	24:20
				2:30	7:01	8:43	9:37	13:25	16:35	19:05	21:09	21:56	24:20
				26:20	27:24	29:14	29:34	31:44	32:51	34:15	35:12	37:43	39:57
				26:20	27:24	29:14	29:34	31:44	32:51	34:15	35:12	37:43	39:57
				41:04	42:58	44:03							
41:04	42:58	44:03											
28	7	WEILER Virag HUN	44:56.00 +10:12.00	2:11	6:35	7:52	8:34	12:26	15:23	17:51	21:02	21:51	24:37
				2:11	6:35	7:52	8:34	12:26	15:23	17:51	21:02	21:51	24:37
				26:23	27:26	30:13	30:30	32:39	33:45	35:05	35:55	38:04	40:37
				26:23	27:26	30:13	30:30	32:39	33:45	35:05	35:55	38:04	40:37
				41:34	43:38	44:42							
41:34	43:38	44:42											
29	8	MORRISON Kate NZL	44:57.00 +10:13.00	2:27	7:28	8:48	9:34	13:27	16:32	18:56	20:25	21:22	23:46
				2:27	7:28	8:48	9:34	13:27	16:32	18:56	20:25	21:22	23:46
				25:49	26:57	28:57	29:16	31:32	32:38	34:06	35:01	37:19	39:55
				25:49	26:57	28:57	29:16	31:32	32:38	34:06	35:01	37:19	39:55
				40:59	43:29	44:44							
40:59	43:29	44:44											
30	15	CARTER-DAVIES Megan GBR	45:30.00 +10:46.00	2:17	7:55	9:06	9:52	13:38	16:41	19:02	21:17	21:55	26:35
				2:17	7:55	9:06	9:52	13:38	16:41	19:02	21:17	21:55	26:35
				28:07	29:09	31:05	31:23	33:28	34:36	35:45	36:40	38:48	41:31
				28:07	29:09	31:05	31:23	33:28	34:36	35:45	36:40	38:48	41:31
				42:32	44:13	45:18							
42:32	44:13	45:18											



Race Analysis

Rk	Start No	Name	Time	Point 1 Point 11	Point 2 Point 12	Point 3 Point 13 Point 23	Point 4 Point 14	Point 5 Point 15	Point 6 Point 16	Point 7 Point 17	Point 8 Point 18	Point 9 Point 19	Point 10 Point 20
31	6	CYCH Weronika POL	45:47.00 +11:03.00	2:19	6:58	7:46	8:38	12:23	14:57	17:05	18:54	19:37	24:32
				2:19	6:58	7:46	8:38	12:23	14:57	17:05	18:54	19:37	24:32
				26:09	27:07	30:20	30:38	32:34	33:56	35:03	35:59	38:36	40:35
				26:09	27:07	30:20	30:38	32:34	33:56	35:03	35:59	38:36	40:35
				41:38	44:36	45:36							
32	16	HORNİK Aleksandra POL	47:38.00 +12:54.00	3:35	9:13	10:01	10:41	13:54	16:43	18:26	19:33	20:11	28:35
				3:35	9:13	10:01	10:41	13:54	16:43	18:26	19:33	20:11	28:35
				30:05	31:02	33:29	33:46	35:46	36:48	38:02	39:13	41:16	43:54
				30:05	31:02	33:29	33:46	35:46	36:48	38:02	39:13	41:16	43:54
				44:43	46:21	47:26							
33	5	DZEMA Kateryna UKR	47:47.00 +13:03.00	2:59	8:43	9:40	10:33	14:32	17:01	19:05	20:21	21:09	23:37
				2:59	8:43	9:40	10:33	14:32	17:01	19:05	20:21	21:09	23:37
				25:31	26:35	28:18	28:34	32:47	33:51	35:06	35:52	38:42	41:23
				25:31	26:35	28:18	28:34	32:47	33:51	35:06	35:52	38:42	41:23
				43:16	46:42	47:37							
34	3	DALMARES LENZ Elaine BRA	55:41.00 +20:57.00	3:01	9:13	10:21	11:15	16:25	20:55	23:08	24:58	25:42	30:37
				3:01	9:13	10:21	11:15	16:25	20:55	23:08	24:58	25:42	30:37
				32:42	34:01	37:42	38:06	40:48	41:52	43:21	44:31	47:37	50:19
				32:42	34:01	37:42	38:06	40:48	41:52	43:21	44:31	47:37	50:19
				51:43	54:07	55:24							
35	2	MOLDASHEVA Elmira KAZ	57:47.00 +23:03.00	3:01	9:01	10:29	11:31	19:09	23:00	25:23	27:09	28:06	32:44
				3:01	9:01	10:29	11:31	19:09	23:00	25:23	27:09	28:06	32:44
				34:56	36:15	39:46	40:10	42:47	43:57	45:38	46:43	49:37	52:34
				34:56	36:15	39:46	40:10	42:47	43:57	45:38	46:43	49:37	52:34
				53:42	56:11	57:29							
			53:42	56:11	57:29								



Race Analysis

Rk	Start No	Name	Time	Point 1 Point 11 Point 21	Point 2 Point 12 Point 22	Point 3 Point 13 Point 23	Point 4 Point 14	Point 5 Point 15	Point 6 Point 16	Point 7 Point 17	Point 8 Point 18	Point 9 Point 19	Point 10 Point 20
36	4	OWEN Tori CAN	58:39.00 +23:55.00	3:38	11:32	13:00	14:09	18:54	23:11	26:18	28:51	29:50	33:35
				3:38	11:32	13:00	14:09	18:54	23:11	26:18	28:51	29:50	33:35
				35:49	37:10	39:13	39:35	41:58	43:29	45:02	46:03	49:13	52:15
				35:49	37:10	39:13	39:35	41:58	43:29	45:02	46:03	49:13	52:15
				53:31	56:09	58:26							
				53:31	56:09	58:26							
37	10	DE SIGUEIRA CHILES Francieli BRA	1:01:21.00 +26:37.00	4:29	9:21	10:38	11:34	23:10	26:48	29:13	31:03	32:04	37:31
				4:29	9:21	10:38	11:34	23:10	26:48	29:13	31:03	32:04	37:31
				39:19	40:28	44:14	44:35	47:19	48:42	50:39	51:50	53:52	56:08
				39:19	40:28	44:14	44:35	47:19	48:42	50:39	51:50	53:52	56:08
				57:07	59:36	1:01:05							
				57:07	59:36	1:01:05							
38	1	WANG Ting-Hsuan TPE	1:17:06.00 +42:22.00	5:46	17:01	18:57	20:21	25:53	29:46	34:34	37:31	40:01	44:28
				5:46	17:01	18:57	20:21	25:53	29:46	34:34	37:31	40:01	44:28
				46:49	48:23	51:43	52:08	54:52	57:18	59:27	1:00:56	1:05:25	1:09:35
				46:49	48:23	51:43	52:08	54:52	57:18	59:27	1:00:56	1:05:25	1:09:35
				1:10:55	1:15:27	1:16:51							
				1:10:55	1:15:27	1:16:51							
28		KOSOVA Denisa CZE	DNS										
39		ALM Maja DEN	DNS										

NOTES
Intermediate (lap) times are information recorded from transponders. Final time used for ranking at the end of the race is determined with photo-finish for all riders.

LEGEND
DNS Did Not Start PTP Point-To-Point



Medallists

Medal	Name	NOC
GOLD	JANSSON Helena	SWE - Sweden
SILVER	GEMPERLE NATALIA	RUS - Russian Federation
BRONZE	HAUSWIRTH Sabine	SUI - Switzerland

RESULTS BOOK



Orienteering Mixed Team Relay



THE WORLD GAMES
WROCLAW 2017

T+TISSOT
SWISS WATCHES SINCE 1853



Results

Rk	Start No	Team / Name	Time	Sector Time	Time Behind	Remarks
1	2	DEN - DENMARK	1:02:57		+0	
	2 - 1	KLYSNER Cecilie Friberg	16:23	16:23		
	2 - 2	BOESEN Andreas Hougaard	32:06	15:43		
	2 - 3	BOBACH Soren	47:34	15:28		
	2 - 4	ALM Maja	1:02:57	15:23		
2	3	SUI - SWITZERLAND	1:03:23		+26	
	3 - 1	ROOS Elena	16:21	16:21		
	3 - 2	HOWALD Florian	31:48	15:27		
	3 - 3	KYBURZ Matthias	47:03	15:15		
	3 - 4	HAUSWIRTH Sabine	1:03:23	16:20		
3	5	RUS - RUSSIA	1:03:37		+40	
	5 - 1	GEMPERLE NATALIA	16:18	16:18		
	5 - 2	TCVETKOV DMITRII	31:50	15:32		
	5 - 3	KHRAMOV ANDREY	47:29	15:39		
	5 - 4	VINOGRADOVA GALINA	1:03:37	16:08		
4	1	SWE - SWEDEN	1:04:13		+1:16	
	1 - 1	STRAND Lina	16:12	16:12		
	1 - 2	REGBORN Martin	31:46	15:34		
	1 - 3	LYSELL Jerker	47:36	15:50		
	1 - 4	JANSSON Helena	1:04:13	16:37		
5	6	GBR - GREAT BRITAIN	1:04:18		+1:21	
	6 - 1	STRAIN MURRAY	16:37	16:37		
	6 - 2	HODKINSON Peter	32:07	15:30		
	6 - 3	STREET Ralph	47:21	15:14		
	6 - 4	CARTER-DAVIES Megan	1:04:18	16:57		
6	4	CZE - CZECH REPUBLIC	1:05:20		+2:23	
	4 - 1	KOSOVA Denisa	17:22	17:22		
	4 - 2	PETRZELA Jan	33:17	15:55		
	4 - 3	KRAL Vojtech	48:24	15:07		
	4 - 4	JANOSIKOVA Tereza	1:05:20	16:56		
7	12	POL - POLAND	1:05:21		+2:24	
	12 - 1	CYCH Weronika	17:28	17:28		
	12 - 2	PARFIANOWICZ Piotr	32:58	15:30		
	12 - 3	PAWLAK Bartosz	48:40	15:42		
	12 - 4	HORNIK Aleksandra	1:05:21	16:41		



Results


Rk	Start No	Team / Name	Time	Sector Time	Time Behind	Remarks
8	10	FIN - FINLAND	1:05:33		+2:36	
	10 - 1	ANTTONEN Sari	16:21	16:21		
	10 - 2	LAUKKARINEN Jesse	32:04	15:43		
	10 - 3	KUUKKA Elias	47:52	15:48		
	10 - 4	TEINI Marika	1:05:33	17:41		
9	17	UKR - UKRAINE	1:06:06		+3:09	
	17 - 1	DZEMA Kateryna	17:29	17:29		
	17 - 2	KRATOV Oleksandr	33:01	15:32		
	17 - 3	GLIBOV Ruslan	48:32	15:31		
	17 - 4	VOLYNSKA Nadiya	1:06:06	17:34		
10	8	AUT - AUSTRIA	1:06:32		+3:35	
	8 - 1	KADAN Ursula	16:22	16:22		
	8 - 2	MERL Robert	32:12	15:50		
	8 - 3	KERSCHBAUMER Gernot	48:29	16:17		
	8 - 4	RAMSTEIN Laura	1:06:32	18:03		
11	9	HUN - HUNGARY	1:07:34		+4:37	
	9 - 1	GYURKO Fanni	16:49	16:49		
	9 - 2	BAUMHOLCZER Mata	33:17	16:28		
	9 - 3	BAKO Aron	50:14	16:57		
	9 - 4	WEILER Virag	1:07:34	17:20		
12	14	NZL - NEW ZEALAND	1:07:57		+5:00	
	14 - 1	ROBERTSON Laura	16:38	16:38		
	14 - 2	ROBERTSON Tim	32:03	15:25		
	14 - 3	MORRISON Ross	48:56	16:53		
	14 - 4	MORRISON Kate	1:07:57	19:01		
13	11	FRA - FRANCE	1:09:22		+6:25	
	11 - 1	BASSET Isia	19:01	19:01		
	11 - 2	TRANCHAND Frederic	34:51	15:50		
	11 - 3	BASSET Lucas	50:52	16:01		
	11 - 4	BEAUVISAGE Lauriane	1:09:22	18:30		
14	13	EST - ESTONIA	1:09:35		+6:38	
	13 - 1	RIHMA Annika	19:00	19:00		
	13 - 2	KIVIKAS Kenny	34:56	15:56		
	13 - 3	HEINMANN Kristo	51:45	16:49		
	13 - 4	KAASIKU Evelyn	1:09:35	17:50		



Results


Rk	Start No	Team / Name	Time	Sector Time	Time Behind	Remarks
	7	NOR - NORWAY	DSQ			
	7 - 1	BENJAMINSEN Andrine				DSQ
	7 - 2	OSMOEN Jon Aukrust				DSQ
	7 - 3	WESTERGARD Hakon Jarvis				DSQ
	7 - 4	BJORGUL Ida Marie Næss				DSQ
	15	BRA - BRAZIL	DSQ			
	15 - 1	DALMARES LENZ Elaine				DSQ
	15 - 2	SOUSA DE ARAUJO Carlos Henrique				DSQ
	15 - 3	FARIAS SOUSA Sidnaldo				DSQ
	15 - 4	DE SIGUEIRA CHILES Francieli				DSQ
	16	CAN - CANADA	DSQ			
	16 - 1	KEMP Emily				DSQ
	16 - 2	KONOTOPETZ DAMIAN				DSQ
	16 - 3	CRITCHLEY William				DSQ
	16 - 4	OWEN Tori				DSQ

LEGEND
DSQ Disqualified



After: Finish

Rk	Start No	Name		Athlete1	Athlete2	Athlete3	Athlete4
1	2	DENMARK	1:02:57	16:23	32:06	47:34	1:02:57
		DEN		16:23	15:43	15:28	15:23
2	3	SWITZERLAND	1:03:23	16:21	31:48	47:03	1:03:23
		SUI	+26	16:21	15:27	15:15	16:20
3	5	RUSSIA	1:03:37	16:18	31:50	47:29	1:03:37
		RUS	+40	16:18	15:32	15:39	16:08
4	1	SWEDEN	1:04:13	16:12	31:46	47:36	1:04:13
		SWE	+1:16	16:12	15:34	15:50	16:37
5	6	GREAT BRITAIN	1:04:18	16:37	32:07	47:21	1:04:18
		GBR	+1:21	16:37	15:30	15:14	16:57
6	4	CZECH REPUBLIC	1:05:20	17:22	33:17	48:24	1:05:20
		CZE	+2:23	17:22	15:55	15:07	16:56
7	12	POLAND	1:05:21	17:28	32:58	48:40	1:05:21
		POL	+2:24	17:28	15:30	15:42	16:41
8	10	FINLAND	1:05:33	16:21	32:04	47:52	1:05:33
		FIN	+2:36	16:21	15:43	15:48	17:41
9	17	UKRAINE	1:06:06	17:29	33:01	48:32	1:06:06
		UKR	+3:09	17:29	15:32	15:31	17:34
10	8	AUSTRIA	1:06:32	16:22	32:12	48:29	1:06:32
		AUT	+3:35	16:22	15:50	16:17	18:03
11	9	HUNGARY	1:07:34	16:49	33:17	50:14	1:07:34
		HUN	+4:37	16:49	16:28	16:57	17:20
12	14	NEW ZEALAND	1:07:57	16:38	32:03	48:56	1:07:57
		NZL	+5:00	16:38	15:25	16:53	19:01
13	11	FRANCE	1:09:22	19:01	34:51	50:52	1:09:22
		FRA	+6:25	19:01	15:50	16:01	18:30
14	13	ESTONIA	1:09:35	19:00	34:56	51:45	1:09:35
		EST	+6:38	19:00	15:56	16:49	17:50
	7	NORWAY	DSQ				
		NOR					
	15	BRAZIL	DSQ				
		BRA					



Rk	Start No	Name		Athlete1	Athlete2	Athlete3	Athlete4
	16	CANADA CAN					
			DSQ				

LEGEND

DSQ Disqualified

PTP Point-To-Point



Medallists

Medal	NOC	Name
GOLD	DEN - Denmark	KLYSNER Cecilie Friberg BOESEN Andreas Hougaard BOBACH Soren ALM Maja
SILVER	SUI - Switzerland	ROOS Elena HOWALD Florian KYBURZ Matthias HAUSWIRTH Sabine
BRONZE	RUS - Russian Federation	GEMPERLE NATALIA TCVETKOV DMITRII KHRAMOV ANDREY VINOGRADOVA GALINA