

RESULTS BOOK



Beach Handball



THE WORLD GAMES
WROCLAW 2017

T+TISSOT
SWISS WATCHES SINCE 1853

RESULTS BOOK

TABLE OF CONTENT

	Beach Handball	1
1	Table of Contents	2
2	Medallists by Event	5
3	Medal Standings	7
4	Men's	8
4.1	Team Roster	9
4.1.1	Team Roster - AUS	9
4.1.2	Team Roster - BRA	10
4.1.3	Team Roster - CRO	11
4.1.4	Team Roster - EGY	12
4.1.5	Team Roster - HUN	13
4.1.6	Team Roster - POL	14
4.1.7	Team Roster - QAT	15
4.1.8	Team Roster - URU	16
4.2	Tournament Summary	17
4.3	Medallists	19
4.4	Finals	20
4.4.1	Rank 7 Match POL - EGY	20
4.4.2	Rank 5 Match URU - AUS	22
4.4.3	Bronze Medal Match HUN - QAT	24
4.4.4	Gold Medal Match BRA - CRO	26
4.5	Semifinals	30
4.5.1	Results URU - POL	30
4.5.2	Results AUS - EGY	32
4.5.3	Results HUN - BRA	34
4.5.4	Results CRO - QAT	36
4.6	Quarterfinals	39
4.6.1	Results HUN - URU	39





4.6.2	Results AUS - CRO	41
4.6.3	Results POL - BRA	43
4.6.4	Results QAT - EGY	45
4.7	Preliminaries - Group A	47
4.7.1	Results HUN - POL	47
4.7.2	Results CRO - EGY	49
4.7.3	Results POL - CRO	51
4.7.4	Results EGY - HUN	53
4.7.5	Results EGY - POL	55
4.7.6	Results CRO - HUN	57
4.8	Preliminaries - Group B	60
4.8.1	Results BRA - URU	60
4.8.2	Results QAT - AUS	62
4.8.3	Results AUS - BRA	64
4.8.4	Results URU - QAT	66
4.8.5	Results BRA - QAT	68
4.8.6	Results URU - AUS	70
5	Women's	72
5.1	Team Roster	73
5.1.1	Team Roster - ARG	73
5.1.2	Team Roster - AUS	74
5.1.3	Team Roster - BRA	75
5.1.4	Team Roster - ESP	76
5.1.5	Team Roster - NOR	77
5.1.6	Team Roster - POL	78
5.1.7	Team Roster - TPE	79
5.1.8	Team Roster - TUN	80
5.2	Tournament Summary	81
5.3	Medallists	83
5.4	Finals	84
5.4.1	Rank 7 Match TPE - TUN	84
5.4.2	Rank 5 Match AUS - POL	86
5.4.3	Bronze Medal Match NOR - ESP	88
5.4.4	Gold Medal Match ARG - BRA	90
5.5	Semifinals	92
5.5.1	Results TPE - AUS	92
5.5.2	Results POL - TUN	94
5.5.3	Results NOR - ARG	96
5.5.4	Results ESP - BRA	98





5.6	Quarterfinals	100
5.6.1	Results NOR - TPE	100
5.6.2	Results POL - ESP	102
5.6.3	Results ARG - AUS	104
5.6.4	Results BRA - TUN	106
5.7	Preliminaries - Group A	108
5.7.1	Results ESP - ARG	108
5.7.2	Results NOR - TUN	110
5.7.3	Results TUN - ESP	112
5.7.4	Results NOR - ARG	114
5.7.5	Results ESP - NOR	116
5.7.6	Results ARG - TUN	118
5.8	Preliminaries - Group B	120
5.8.1	Results TPE - POL	120
5.8.2	Results BRA - AUS	122
5.8.3	Results POL - BRA	124
5.8.4	Results AUS - TPE	126
5.8.5	Results AUS - POL	128
5.8.6	Results BRA - TPE	131





After 2 of 2 Events

Medallists by Event

As of SAT 29 JUL 2017

Event Name	Date	Medal	Name	NOC Code
MEN	SAT 29 JUL	GOLD	1 ROSSA Cristiano 5 AMARAL Nailson 6 OLIVEIRA Bruno 7 CLAUDIO Thiago 10 PIRES Gil 11 BARCELLOS Thiago 14 MACHADO Marcelo 17 WIRTZBIKI Pedro 22 VIEIRA Diogo 23 ESTEVES Wellington	BRA
		SILVER	1 HENIGMAN David 2 SANDRK Josip 3 BEGONJA Dario 4 DUMENCIC Ivan 5 JURIC Ivan 6 DIKIC Zvonimir 7 SEMREN Matej 8 LAUS Tomislav 9 BURA Lucian 10 MARKOVIC Dominik	CRO
		BRONZE	3 MORGAN AHMED 4 DENGUIR AMIR 7 HAMDOON HADI 8 HASSAN MOHAMED 12 YAFAI MOHSIN 16 MAHFOUZ MOHAB 17 MOHAMED MUTASEM 24 KENAOUI SID 90 KAKHI HANI 92 ZOUAOUI ANIS	QAT



After 2 of 2 Events

Medallists by Event

As of SAT 29 JUL 2017

Event Name	Date	Medal	Name	NOC Code
WOMEN	SAT 29 JUL	GOLD	2 SENA Nathalie	BRA
			3 SOUZA Camila	
			4 ALENCAR Millena	
			5 SCHEPPA Patricia	
			6 SANTIAGO Renata	
			7 FRAZÃO Ingrid	
			8 OLIVEIRA Juliana	
			9 PIRES Cinthya	
			10 BRAZ Carolina	
14 BARROS Jessica				
		SILVER	2 MIROTTA AGUSTINA	ARG
			6 ELIGES IVANA	
			9 IBARRA FLORENCIA	
			10 BARROS ROCIO	
			12 BERICIO FLORENCIA	
			13 MECCIA CELESTE	
			15 AGUZZI DANIELA	
			16 ROSSI CAROLINA	
			20 SCORDAMAGLIA LUCIANA	
24 CARDENAS RAYEN				
		BRONZE	1 LLADRÓ FERNANDEZ Silvia	ESP
			3 BATISTA PORTERO Asunción	
			5 CONEJERO GALÁN Patricia	
			6 CAÑO DOMINGUEZ Raquel	
			7 HENÁNDEZ TORRICO Sara	
			12 SOLANO CABALLERO Sonora Lucia	
			13 SÁNCHEZ BARRIOS Andrea	
			15 GARCÍA TORO Maria Luisa	
			17 CONEJERO GALÁN Cristina	
25 SANHEZ HERNANDEZ Maria del Carmen				




After 2 of 2 Events

Medal Standings

As of SAT 29 JUL 2017

Rank	NOC	Men				Women				Total				Rank by Total
		G	S	B	Tot.	G	S	B	Tot.	G	S	B	Tot.	
1	BRA - Brazil	1			1	1			1	2			2	1
2	ARG - Argentina						1		1		1		1	=2
2	CRO - Croatia		1		1						1		1	=2
4	ESP - Spain							1	1			1	1	=2
4	QAT - Qatar			1	1							1	1	=2
Total:		1	1	1	3	1	1	1	3	2	2	2	6	

LEGEND	
=	Equal sign indicates that two or more NOCs share the same rank by total
B	Bronze
G	Gold
S	Silver
Tot	Total

Timing and Results provided by  **TISSOT**

RESULTS BOOK



Beach Handball Men's



THE WORLD GAMES
WROCLAW 2017

T+TISSOT
SWISS WATCHES SINCE 1853



Team Roster

As of FRI 28 JUL 2017

AUS - Australia

No.	Name	Height m / ft in	Date of Birth	Age
2	CAMPBELL Matthew		10 FEB 1994	23
3	MOTTIN Christopher		15 NOV 1994	22
4	NICHOLSON Scott		17 APR 1989	28
6	ROBSON Jonathan		14 OCT 1988	28
7	STOCK Johnathon		12 JUL 1989	28
8	GALLAUGHER Nicholas		27 MAR 1991	26
10	BLAISE Stephane		11 APR 1983	34
13	TURECEK Lucas		24 MAY 1989	28
16	BRENNAN James		15 APR 1992	25
29	FOGERTY Daniel		29 JUN 1994	23
Team average				26.5

Head Coach WEISS Patrik
Physiotherapist VERNAY Romain
Team Official PETERSEN Rikke



Team Roster

As of WED 26 JUL 2017

BRA - Brazil

No.	Name	Height m / ft in	Date of Birth	Age
1	ROSSA Cristiano		21 FEB 1986	31
5	AMARAL Nailson		3 JUL 1990	27
6	OLIVEIRA Bruno		29 DEC 1985	31
7	CLAUDIO Thiago		20 OCT 1985	31
10	PIRES Gil		20 JAN 1982	35
11	BARCELLOS Thiago		28 APR 1987	30
14	MACHADO Marcelo		18 APR 1995	22
17	WIRTZBIKI Pedro		17 JUL 1990	27
22	VIEIRA Diogo		26 MAR 1987	30
23	ESTEVEES Wellington		31 DEC 1986	30
Team average				29.4

Head Coach GUERRA Antonio
Physiotherapist DANTAS Glauko



Team Roster

As of WED 26 JUL 2017

CRO - Croatia

No.	Name	Height m / ft in	Date of Birth	Age
1	HENIGMAN David		4 SEP 1983	33
2	SANDRK Josip		27 APR 1987	30
3	BEGONJA Dario		17 JUL 1992	25
4	DUMENCIC Ivan		10 JUL 1990	27
5	JURIC Ivan		16 DEC 1986	30
6	DIKIC Zvonimir		6 FEB 1987	30
7	SEMREN Matej		25 SEP 1992	24
8	LAUS Tomislav		5 APR 1988	29
9	BURA Lucian		14 AUG 1997	19
10	MARKOVIC Dominik		2 JUN 1998	19
Team average				26.6

Head Coach ROKAVEC Davor
Physiotherapist KRUSELJ Goran



Team Roster

As of WED 26 JUL 2017

EGY - Egypt

No.	Name	Height m / ft in	Date of Birth	Age
1	SERAGELDEEN HOSEEN ABDELAZIZ Mohame		28 SEP 1981	35
2	SHAABAN BAKR IMAM MOHAMED Mohamed		1 MAR 2000	17
4	TAREK ABDELMNEM MOHAMED ABOUSALEM M		15 JAN 2002	15
5	SALEM SOLIMAN SALAMA Hany		1 JUL 2000	17
6	WAGIH RAGAB ALI RASLAN Mohamed		17 SEP 2000	16
7	SHAABAN GABER MOHAMED ELDRDERY Akma		9 DEC 2000	16
8	AHMED MOHAMED SABER EMAM Eslam		17 MAR 1984	33
10	MOHAMED ALI AHMED ALI ELGANAYNI Abd		1 JAN 2001	16
16	ELSAID MAHMOUD ABOUSABAA SOLIMAN Se		13 MAY 2000	17
23	ALY HASSANIN ABDELAAL YOUNES Essam		7 JAN 1984	33
Team average				21.5

Head Coach AMER Hassan Abdelfattah Mohamed



Team Roster

As of WED 26 JUL 2017

HUN - Hungary

No.	Name	Height m / ft in	Date of Birth	Age
1	VITÁRIS Norbert		1 JAN 1990	27
2	ZAKICS Bence		8 JAN 1994	23
6	NAGY András		13 MAR 1989	28
7	VIZES Patrik		13 JAN 1994	23
8	GÁBORI Máté		10 JAN 1987	30
15	GYENE Norbert		18 APR 1994	23
20	NAHAJ László		20 FEB 1988	29
23	JOHN András		16 AUG 1990	26
24	KUN Attila		5 DEC 1994	22
33	PRICZEL Bence		27 JUL 1993	23
Team average				25.4

Head Coach GULYAS Istvan



Team Roster

As of WED 26 JUL 2017

POL - Poland

No.	Name	Height m / ft in	Date of Birth	Age
1	FIODOR Adrian		18 NOV 1989	27
3	ADAMSKI Kacper		19 MAR 1992	25
8	KOZHUCHOWSKI EMIL		20 JUL 1988	29
10	WLUDARCZAK Maciej		22 FEB 1986	31
20	ZAKRETA Lukasz		25 FEB 1991	26
23	SZCZUKOCKI Konrad		10 APR 1990	27
32	RUPP Milosz		16 SEP 1991	25
51	WOJDAK Bartosz		11 DEC 1993	23
89	TROJANOWICZ Sebastian		13 MAY 1989	28
90	ORLOWSKI Mateusz		21 OCT 1990	26
Team average				26.7

Head Coach KISIEL Krzysztof
Physiotherapist PIASECKI Wojciech



Team Roster

As of WED 26 JUL 2017

QAT - Qatar

No.	Name	Height m / ft in	Date of Birth	Age
3	MORGAN AHMED		28 JUN 1990	27
4	DENGUIR AMIR		7 MAR 1995	22
7	HAMDOON HADI		5 FEB 1992	25
8	HASSAN MOHAMED		19 FEB 1984	33
12	YAFAI MOHSIN		14 MAY 1981	36
16	MAHFOUZ MOHAB		18 MAY 1987	30
17	MOHAMED MUTASEM		2 MAR 1988	29
24	KENAQUI SID		7 NOV 1988	28
90	KAKHI HANI		31 OCT 1990	26
92	ZOUAQUI ANIS		7 FEB 1992	25
Team average		/		28.1

Head Coach ALY Khaled
Physiotherapist SANZ LOPEZ Fernando



Team Roster

As of WED 26 JUL 2017

URU - Uruguay

No.	Name	Height m / ft in	Date of Birth	Age
3	ADLER BONIFACINO Felipe		15 NOV 1994	22
5	OHOLEGUY GRUB Matias		15 APR 1983	34
7	RODRIGUEZ MAYADO Santiago		10 SEP 1990	26
8	BERNAL ALGARE Rodrigo		25 NOV 1983	33
10	SEQUEIRA SARA VIA Martin Francisco		28 NOV 1990	26
13	PORRO DALERA Juan Jose		28 MAR 1989	28
16	GONZALEZ ALLOZA Felipe		8 DEC 1993	23
17	SEQUEIRA SARA VIA Fernando Ariel		18 AUG 1988	28
36	ROSTAGNO RIOS Cristhian David		14 OCT 1995	21
44	SAGASTI TRIAS Sebastian		12 APR 2000	17
Team average		/		25.8

Head Coach BALLETTO MARTINEZ Gaston Pedro



Tournament Summary

As of SAT 29 JUL 2017

Group A

Rank	Teams	Matches			Sets			Goals			Points
		MP	Won	Lost	For	Against	Diff.	For	Against	Diff.	
1	Hungary	3	3	0	139	121	18	6	1	5	6
2	Croatia	3	2	1	164	105	59	5	2	3	4
3	Poland	3	1	2	118	111	7	2	4	-2	2
4	Egypt	3	0	3	67	151	-84	0	6	-6	0

No.	Group	Date	Time	Site	Teams	Score
M01	A	WED 26 JUL	11:30	Wroclaw	Hungary - Poland	2 - 0 (26:24, 17:16)
M02	A	WED 26 JUL	12:20	Wroclaw	Croatia - Egypt	2 - 0 (25:10, 34:13)
M03	A	WED 26 JUL	18:30	Wroclaw	Poland - Croatia	0 - 2 (12:28, 16:22)
M04	A	WED 26 JUL	19:20	Wroclaw	Egypt - Hungary	0 - 2 (14:19, 12:23)
M05	A	THU 27 JUL	12:30	Wroclaw	Egypt - Poland	0 - 2 (11:26, 7:24)
M06	A	THU 27 JUL	12:30	Wroclaw	Croatia - Hungary	1 - 2 (23:20, 24:25, 8:9)

Group B

Rank	Teams	Matches			Sets			Goals			Points
		MP	Won	Lost	For	Against	Diff.	For	Against	Diff.	
1	Qatar	3	3	0	134	101	33	6	1	5	6
2	Brazil	3	2	1	139	108	31	5	2	3	4
3	Australia	3	1	2	103	105	-2	2	4	-2	2
4	Uruguay	3	0	3	76	138	-62	0	6	-6	0

No.	Group	Date	Time	Site	Teams	Score
M07	B	WED 26 JUL	9:50	Wroclaw	Brazil - Uruguay	2 - 0 (25:16, 23:10)
M08	B	WED 26 JUL	9:50	Wroclaw	Qatar - Australia	2 - 0 (17:15, 17:16)
M09	B	WED 26 JUL	15:00	Wroclaw	Australia - Brazil	0 - 2 (18:23, 16:23)
M10	B	WED 26 JUL	15:00	Wroclaw	Uruguay - Qatar	0 - 2 (7:30, 18:22)
M11	B	THU 27 JUL	10:00	Wroclaw	Brazil - Qatar	1 - 2 (23:22, 16:17, 6:9)
M12	B	THU 27 JUL	10:00	Wroclaw	Uruguay - Australia	0 - 2 (15:20, 10:18)

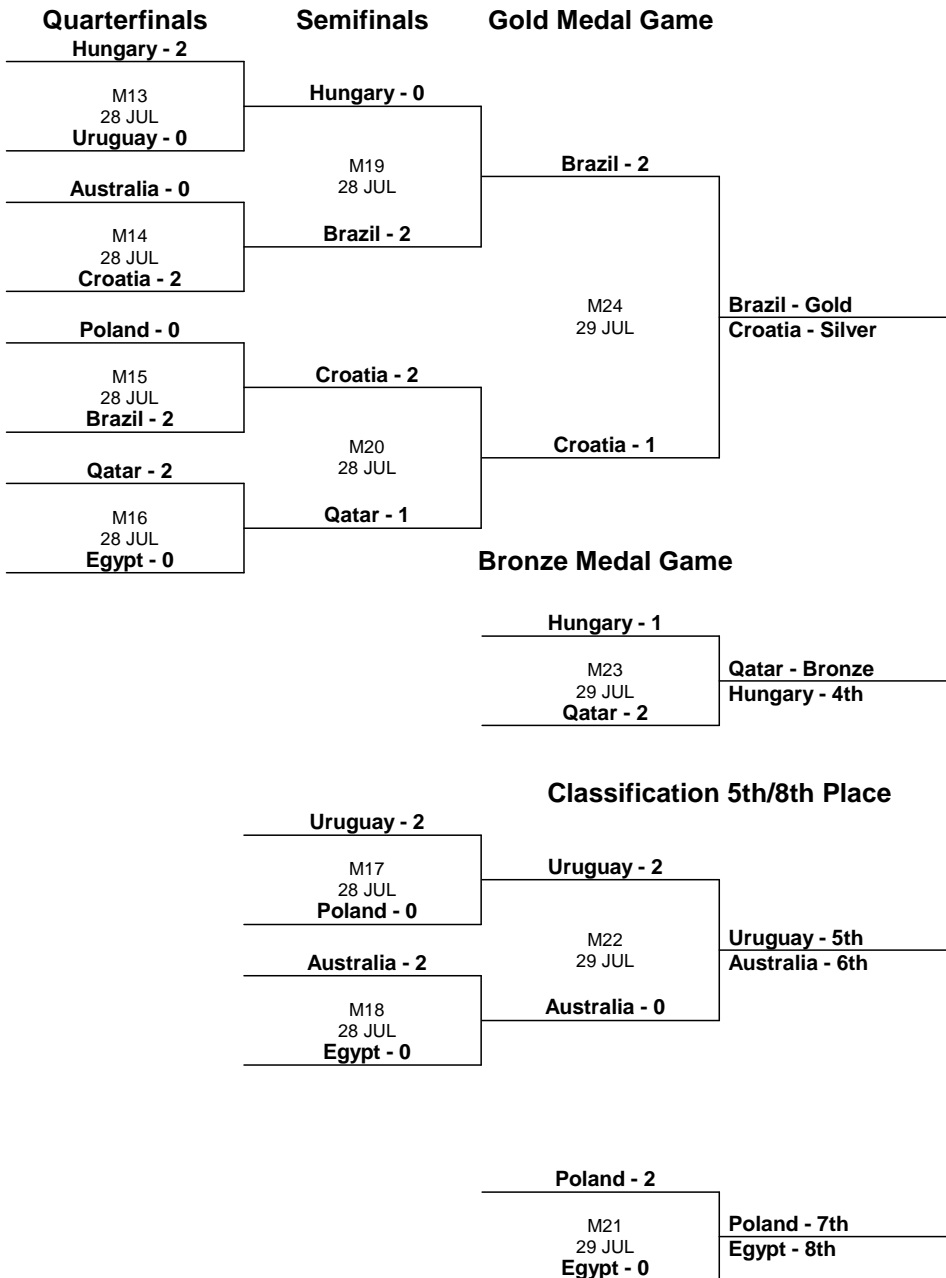
Final Round

No.	Round	Date	Time	Site	Teams	Score
M13	Quarterfinals Match	FRI 28 JUL	11:10	Wroclaw	Hungary - Uruguay	2 - 0 (32:20, 28:12)
M14	Quarterfinals Match	FRI 28 JUL	11:10	Wroclaw	Australia - Croatia	0 - 2 (14:20, 13:16)
M15	Quarterfinals Match	FRI 28 JUL	12:00	Wroclaw	Poland - Brazil	0 - 2 (14:18, 22:28)
M16	Quarterfinals Match	FRI 28 JUL	12:00	Wroclaw	Qatar - Egypt	2 - 0 (23:7, 23:10)
M17	Rank 5-8 Match	FRI 28 JUL	15:50	Wroclaw	Uruguay - Poland	2 - 0 (19:15, 16:14)
M18	Rank 5-8 Match	FRI 28 JUL	15:50	Wroclaw	Australia - Egypt	2 - 0 (22:14, 18:14)
M19	Semifinals Match	FRI 28 JUL	17:30	Wroclaw	Hungary - Brazil	0 - 2 (16:18, 12:16)
M20	Semifinals Match	FRI 28 JUL	19:10	Wroclaw	Croatia - Qatar	2 - 1 (14:21, 19:18, 7:4)
M21	Rank 7 Match	SAT 29 JUL	9:50	Wroclaw	Poland - Egypt	2 - 0 (16:11, 14:8)
M22	Rank 5 Match	SAT 29 JUL	11:30	Wroclaw	Uruguay - Australia	2 - 0 (18:14, 18:17)
M23	Bronze Medal Match	SAT 29 JUL	15:00	Wroclaw	Hungary - Qatar	1 - 2 (17:20, 23:20, 6:7)
M24	Gold Medal Match	SAT 29 JUL	17:00	Wroclaw	Brazil - Croatia	2 - 1 (22:28, 24:18, 9:8)



Tournament Summary

As of SAT 29 JUL 2017



Final Standings		
Medal	Rank	Team
Gold	1	BRA - Brazil
Silver	2	CRO - Croatia
Bronze	3	QAT - Qatar
	4	HUN - Hungary
	5	URU - Uruguay
	6	AUS - Australia
	7	POL - Poland
	8	EGY - Egypt



Medallists

GOLD	SILVER	BRONZE
BRA - Brazil ROSSA Cristiano AMARAL Nailson OLIVEIRA Bruno CLAUDIO Thiago PIRES Gil BARCELLOS Thiago MACHADO Marcelo WIRTZBIKI Pedro VIEIRA Diogo ESTEVES Wellington	CRO - Croatia HENIGMAN David SANDRK Josip BEGONJA Dario DUMENCIC Ivan JURIC Ivan DIKIC Zvonimir SEMREN Matej LAUS Tomislav BURA Lucian MARKOVIC Dominik	QAT - Qatar MORGAN AHMED DENGUIR AMIR HAMDOON HADI HASSAN MOHAMED YAFAI MOHSIN MAHFOUZ MOHAB MOHAMED MUTASEM KENAOUI SID KAKHI HANI ZOUAOUI ANIS



Match No.: 21 Court 1

Results

Poland 2 vs 0 Egypt

REFEREES:

Martinez Pablo (URU)
Monico Luis (URU)

1st Period: 16 - 11

2nd Period: 14 - 8

POL - Poland

Headcoach: KISIEL Krzysztof

No.	Name	Total				Goals / Shots							Punishments		
		Points	Goals	Shots	%	1-Pt All	1-Pt Spin	Spin	Inflight	Specialist	Goalkeeper	P6m	SUS	RC	DQ
1	FIODOR Adrian														
3	ADAMSKI Kacper	8	4	4	100					4 / 4					
8	KOZHUCHOWSKI EMIL	4	2	4	50			0 / 1	2 / 3				1		
10	WLUDARCZAK Maciej		0	2	0			0 / 2							
20	ZAKRETA Lukasz	2	1	2	50					1 / 1	0 / 1				
23	SZCZUKOCKI Konrad														
32	RUPP Milosz	8	4	6	67			4 / 6							
51	WOJDAK Bartosz	4	2	2	100			1 / 1				1 / 1			
89	TROJANOWICZ Sebastian	2	1	1	100					1 / 1					
90	ORLOWSKI Mateusz	2	1	5	20			0 / 2	1 / 3						
Totals		30	15	26	58			5 / 12	3 / 6	6 / 6	0 / 1	1 / 1	1		

No.	Goalkeeper	Total			Saves / Shots						
		Saves	Shots	%	1-Pt All	1-Pt Spin	Spin	Inflight	Specialist	Goalkeeper	P6m
1	FIODOR Adrian	4	10	40	0 / 1	0 / 1	3 / 4	0 / 3	1 / 2		
20	ZAKRETA Lukasz	2	6	33	1 / 1		1 / 2		0 / 2		0 / 1
Totals		6	16	38	1 / 2	0 / 1	4 / 6	0 / 3	1 / 4		0 / 1

EGY - Egypt


Headcoach: AMER Hassan Abdelfattah Mohamed

No.	Name	Total				Goals / Shots							Punishments		
		Points	Goals	Shots	%	1-Pt All	1-Pt Spin	Spin	Inflight	Specialist	Goalkeeper	P6m	SUS	RC	DQ
1	SERAGELDEEN HOSEEN ABDELAZIZ Mohame														
2	SHAABAN BAKR IMAM MOHAMED Mohamed														
4	TAREK ABDELNEM MOHAMED ABOUSALEM M														
5	SALEM SOLIMAN SALAMA Hany	1	1	3	33	1 / 1	1 / 1	0 / 2							
6	WAGIH RAGAB ALI RASLAN Mohamed														
7	SHAABAN GABER MOHAMED ELDRDERY Akma	2	1	6	17			1 / 6							
8	AHMED MOHAMED SABER EMAM Eslam	8	4	6	67					3 / 5		1 / 1			
10	MOHAMED ALI AHMED ALI ELGANAYNI Abd	2	1	3	33	0 / 2		1 / 1							
16	ELSAID MAHMOUD ABOUSABAA SOLIMAN Se														
23	ALY HASSANIN ABDELAAL YOUNES Essam	6	3	6	50			0 / 1	3 / 5						
Totals		19	10	24	42	1 / 3	1 / 1	2 / 10	3 / 5	3 / 5		1 / 1			

No.	Goalkeeper	Total			Saves / Shots						
		Saves	Shots	%	1-Pt All	1-Pt Spin	Spin	Inflight	Specialist	Goalkeeper	P6m
16	ELSAID MAHMOUD ABOUSABAA SOLIMAN Se	6	21	29			5 / 10	1 / 4	0 / 6		0 / 1
Totals		6	21	29			5 / 10	1 / 4	0 / 6		0 / 1

Team Comparison

	1st Period				2nd Period			
	Poland		Egypt		Poland		Egypt	
	Goals/Shots	Eff %	Goals/Shots	Eff %	Goals/Shots	Eff %	Goals/Shots	Eff %
Inflight	2 / 3	67	3 / 3	100	1 / 3	33	0 / 2	0
Spin Shots	3 / 7	43	1 / 6	17	2 / 5	40	1 / 4	25
Specialist Shots	2 / 2	100	1 / 1	100	4 / 4	100	2 / 4	50
1-Point Shots			1 / 1	100			0 / 2	0
Goalkeeper Shots					0 / 1	0		
6-meter Shots	1 / 1	100					1 / 1	100
1-Point Spin Shots			1 / 1	100				

Timing and Results provided by  TISSOT



Match No.: 21 Court 1

Results

Poland 2 vs 0 Egypt

REFEREES:

Martinez Pablo (URU)
Monico Luis (URU)

1st Period: 16 - 11

2nd Period: 14 - 8

POL - Poland

No.	Name	Technical skills					
		Ass	ST	BS	R6	P6	TO
1	FIODOR Adrian						
3	ADAMSKI Kacper						4
8	KOZHUCHOWSKI EMIL					1	
10	WLUDARCZAK Maciej			3			
20	ZAKRETA Lukasz						
23	SZCZUKOCKI Konrad			1			
32	RUPP Milosz						2
51	WOJDAK Bartosz						
89	TROJANOWICZ Sebastian	1					1
90	ORLOWSKI Mateusz						2
Team							
Totals		1		4		1	9

EGY - Egypt

No.	Name	Technical skills					
		Ass	ST	BS	R6	P6	TO
1	SERAGELDEEN HOSEEN ABDELAZIZ Mohame						
2	SHAABAN BAKR IMAM MOHAMED Mohamed						
4	TAREK ABDELNEM MOHAMED ABOUSALEM M		1				
5	SALEM SOLIMAN SALAMA Hany						
6	WAGIH RAGAB ALI RASLAN Mohamed					1	2
7	SHAABAN GABER MOHAMED ELDRDERY Akma		1				
8	AHMED MOHAMED SABER EMAM Eslam						4
10	MOHAMED ALI AHMED ALI ELGANAYNI Abd						3
16	ELSAID MAHMOUD ABOUSABAA SOLIMAN Se						
23	ALY HASSANIN ABDELAAL YOUNES Essam		1		1		1
Team							
Totals			3		1	1	10

Running Score

POL - EGY

1st Period

RUPP M.	2 : 0
2 : 1	SALEM SOLIMAN SALAMA H.
WOJDAK B.	4 : 1
RUPP M.	6 : 1
KOZUCHKOWSI E.	8 : 1
RUPP M.	10 : 1
KOZUCHKOWSI E.	12 : 1
12 : 3	MOHAMED ALI AHMED ALI ELG A.
ADAMSKI K.	14 : 3
14 : 5	ALY HASSANIN ABDELAAL YOU E.
14 : 7	ALY HASSANIN ABDELAAL YOU E.
14 : 9	ALY HASSANIN ABDELAAL YOU E.
ADAMSKI K.	16 : 9
16 : 11	AHMED MOHAMED SABER EMAM E.

2nd Period

ZAKRETA L.	2 : 0
RUPP M.	4 : 0
4 : 2	AHMED MOHAMED SABER EMAM E.
ADAMSKI K.	6 : 2
6 : 4	AHMED MOHAMED SABER EMAM E.
6 : 6	AHMED MOHAMED SABER EMAM E.
ADAMSKI K.	8 : 6
TROJANOWICZ S.	10 : 6
WOJDAK B.	12 : 6
12 : 8	SHAABAN GABER MOHAMED EL D A.
ORLOWSKI M.	14 : 8

LEGEND

1-Pt	1-Point-Shots	1-Pt Spin	1-Point-Spinshots	—	Struck out Players did not play	%	Efficiency
Ass	Assists	BS	Blocked Shots	DQ	Disqualifications	GK	Goalkeeper
Ind	Individual	No	Shirt Number	P6	Penalty Fouls	P6m	6m Penalty Shots
R6	Received 6m-Fouls	RC	Red Cards	Spec	Specialist	ST	Steals
SUS	Suspension	Spin	Spinshots	TO	Turnover		

Timing and Results provided by TISSOT



Match No.: 22 Court 1

Results

Uruguay 2 vs 0 Australia

REFEREES:

Heel Al (QAT)

Yazeedi Al (QAT)

1st Period: 18 - 14

2nd Period: 18 - 17

URU - Uruguay

Headcoach: BALLETO MARTINEZ Gaston Pedro

Team time outs: 1

No.	Name	Total				Goals / Shots						Punishments			
		Points	Goals	Shots	%	1-Pt All	1-Pt Spin	Spin	Inflight	Specialist	Goalkeeper	P6m	SUS	RC	DQ
3	ADLER BONIFACINO Felipe	4	2	4	50					2 / 4					
5	OHOLEGUY GRUB Matias														
7	RODRIGUEZ MAYADO Santiago	11	6	6	100	1 / 1	1 / 1	5 / 5							
8	BERNAL ALGARE Rodrigo	6	3	6	50			0 / 1	3 / 5						
10	SEQUEIRA SARA VIA Martin Francisco	1	1	2	50	1 / 1	1 / 1	0 / 1							
13	PORRO DALERA Juan Jose	6	3	6	50					3 / 6					
16	GONZALEZ ALLOZA Felipe														
17	SEQUEIRA SARA VIA Fernando Ariel														
36	ROSTAGNO RIOS Cristihian David	6	3	3	100			3 / 3							
44	SAGASTI TRIAS Sebastian	2	1	1	100					1 / 1					
Totals		36	19	28	68	2 / 2	2 / 2	8 / 10	3 / 5	6 / 11					

No.	Goalkeeper	Total			Saves / Shots						
		Saves	Shots	%	1-Pt All	1-Pt Spin	Spin	Inflight	Specialist	Goalkeeper	P6m
16	GONZALEZ ALLOZA Felipe	3	13	23			0 / 5	1 / 3	2 / 4		0 / 1
17	SEQUEIRA SARA VIA Fernando Ariel	0	6	0	0 / 1	0 / 1	0 / 3		0 / 2		
Totals		3	19	16	0 / 1	0 / 1	0 / 8	1 / 3	2 / 6		0 / 1

AUS - Australia

Headcoach: WEISS Patrik

Team time outs: 1

No.	Name	Total				Goals / Shots						Punishments			
		Points	Goals	Shots	%	1-Pt All	1-Pt Spin	Spin	Inflight	Specialist	Goalkeeper	P6m	SUS	RC	DQ
2	CAMPBELL Matthew	6	3	5	60			3 / 5							
3	MOTTIN Christopher	8	4	5	80			4 / 5							
4	NICHOLSON Scott														
6	ROBSON Jonathan														
7	STOCK Johnathon														
8	GALLAUGHER Nicholas	7	4	9	44	1 / 1	1 / 1	1 / 3	2 / 5						
10	BLAISE Stephane	4	2	3	67					2 / 3					
13	TURECEK Lucas	6	3	6	50					2 / 5		1 / 1			
16	BRENNAN James														
29	FOGERTY Daniel														
Totals		31	16	28	57	1 / 1	1 / 1	8 / 13	2 / 5	4 / 8		1 / 1			

No.	Goalkeeper	Total			Saves / Shots						
		Saves	Shots	%	1-Pt All	1-Pt Spin	Spin	Inflight	Specialist	Goalkeeper	P6m
16	BRENNAN James	4	22	18	0 / 2	0 / 2	2 / 9	2 / 5	0 / 6		
Totals		4	23	17	0 / 2	0 / 2	2 / 10	2 / 5	0 / 6		

Team Comparison

	1st Period				2nd Period			
	Uruguay		Australia		Uruguay		Australia	
	Goals/Shots	Eff %	Goals/Shots	Eff %	Goals/Shots	Eff %	Goals/Shots	Eff %
Inflight	2 / 3	67	1 / 3	33	1 / 2	50	1 / 2	50
Spin Shots	3 / 4	75	4 / 8	50	5 / 6	83	4 / 5	80
Specialist Shots	3 / 5	60	1 / 3	33	3 / 6	50	3 / 5	60
1-Point Shots	2 / 2	100					1 / 1	100
Goalkeeper Shots								
6-meter Shots			1 / 1	100				
1-Point Spin Shots	2 / 2	100					1 / 1	100

Timing and Results provided by TISSOT



Match No.: 22 Court 1

Results

Uruguay 2 vs 0 Australia

REFEREES:

Heel Al (QAT)

Yazeedi Al (QAT)

1st Period: 18 - 14

2nd Period: 18 - 17

URU - Uruguay

No.	Name	Technical skills					
		Ass	ST	BS	R6	P6	TO
3	ADLER BONIFACINO Felipe						
5	OHOLEGUY GRUB Matias					1	
7	RODRIGUEZ MAYADO Santiago	3					1
8	BERNAL ALGARE Rodrigo						
10	SEQUEIRA SARAVIA Martin Francisco						
13	PORRO DALERA Juan Jose						1
16	GONZALEZ ALLOZA Felipe						1
17	SEQUEIRA SARAVIA Fernando Ariel						
36	ROSTAGNO RIOS Cristhian David	1					
44	SAGASTI TRIAS Sebastian						
Team							
Totals		4				1	3

AUS - Australia

No.	Name	Technical skills					
		Ass	ST	BS	R6	P6	TO
2	CAMPBELL Matthew						
3	MOTTIN Christopher				1		
4	NICHOLSON Scott						3
6	ROBSON Jonathan						
7	STOCK Johnathon		2				
8	GALLAUGHER Nicholas						
10	BLAISE Stephane	2					
13	TURECEK Lucas						
16	BRENNAN James						
29	FOGERTY Daniel						
Team							
Totals		2	2		1		3

Running Score

URU - AUS

1st Period

RODRIGUEZ MAYADO S.	2	: 0
PORRO DALERA J.	4	: 0
	4	: 2
	4	: 4
	4	: 6
RODRIGUEZ MAYADO S.	6	: 6
BERNAL ALGARE R.	8	: 6
	8	: 8
	8	: 8
	11	: 8
	11	: 10
PORRO DALERA J.	13	: 10
BERNAL ALGARE R.	15	: 10
SEQUEIRA SARAVIA M.	16	: 10
	16	: 12
ADLER BONIFACINO F.	18	: 12
	18	: 14

2nd Period

	0	: 2
	0	: 4
ROSTAGNO RIOS C.	2	: 4
RODRIGUEZ MAYADO S.	4	: 4
BERNAL ALGARE R.	6	: 4
	6	: 6
	6	: 8
ROSTAGNO RIOS C.	8	: 8
	8	: 9
ROSTAGNO RIOS C.	10	: 9
SAGASTI TRIAS S.	12	: 9
	12	: 11
RODRIGUEZ MAYADO S.	14	: 11
	14	: 13
ADLER BONIFACINO F.	16	: 13
	16	: 15
PORRO DALERA J.	18	: 15
	18	: 17

LEGEND

1-Pt	1-Point-Shots	1-Pt Spin	1-Point-Spinshots	—	Struck out Players did not play	%	Efficiency
Ass	Assists	BS	Blocked Shots	DQ	Disqualifications	GK	Goalkeeper
Ind	Individual	No	Shirt Number	P6	Penalty Fouls	P6m	6m Penalty Shots
R6	Received 6m-Fouls	RC	Red Cards	Spec	Specialist	ST	Steals
SUS	Suspension	Spin	Spinshots	TO	Turnover		

Timing and Results provided by TISSOT



Match No.: 23 Court 1

Results

Hungary 1 vs 2 Qatar

REFEREES:

Andusic Irena (SRB)

Pantic Anja (SRB)

1st Period: 17 - 20

2nd Period: 23 - 20

Shootout: 6 - 7

HUN - Hungary

Headcoach: GULYAS Istvan

Team time outs: 2

No.	Name	Total				Goals / Shots						Punishments			
		Points	Goals	Shots	%	1-Pt All	1-Pt Spin	Spin	Inflight	Specialist	Goalkeeper	P6m	SUS	RC	DQ
1	VITARIS Norbert	2	1	1	100						1 / 1				
2	ZAKICS Bence		0	1	0			0 / 1							
6	NAGY András														
7	VIZES Patrik	10	5	8	63					5 / 8					
8	GABORI Máté	9	5	6	83	1 / 1		4 / 5							
15	GYENE Norbert	6	3	4	75			1 / 2				2 / 2			
20	NAHAJ László														
23	JOHN András	13	7	10	70	1 / 1		4 / 7	2 / 2						
24	KUN Attila	6	3	4	75				3 / 4						
33	PRICZEL Bence		0	1	0			0 / 1							
Totals		46	24	35	69	2 / 2		9 / 16	5 / 6	5 / 8	1 / 1	2 / 2			

No.	Goalkeeper	Total			Saves / Shots						
		Saves	Shots	%	1-Pt All	1-Pt Spin	Spin	Inflight	Specialist	Goalkeeper	P6m
1	VITARIS Norbert	3	16	19	0 / 3		2 / 5	1 / 4	0 / 2		0 / 2
20	NAHAJ László	0	2	0			0 / 2				
Totals		4	30	13	1 / 6		2 / 10	1 / 8	0 / 3	0 / 1	0 / 2

QAT - Qatar

Headcoach: ALY Khaled

Team time outs: 1

No.	Name	Total				Goals / Shots						Punishments			
		Points	Goals	Shots	%	1-Pt All	1-Pt Spin	Spin	Inflight	Specialist	Goalkeeper	P6m	SUS	RC	DQ
3	MORGAN AHMED												1		
4	DENGUIR AMIR	9	5	7	71	1 / 1		2 / 3	1 / 2	1 / 1					
7	HAMDOON HADI	5	3	3	100	1 / 1				2 / 2					
8	HASSAN MOHAMED	2	1	3	33			0 / 2	1 / 1						
12	YAFAI MOHSIN														
16	MAHFOUZ MOHAB	2	1	1	100						1 / 1				
17	MOHAMED MUTASEM	6	3	4	75	0 / 1		1 / 1	2 / 2						
24	KENAOUI SID	2	1	1	100			1 / 1							
90	KAKHI HANI	6	3	4	75			0 / 1	3 / 3						
92	ZOUAOUI ANIS	15	9	13	69	3 / 3		4 / 8				2 / 2			
Totals		47	26	36	72	5 / 6		8 / 16	7 / 8	3 / 3	1 / 1	2 / 2	1		

No.	Goalkeeper	Total			Saves / Shots						
		Saves	Shots	%	1-Pt All	1-Pt Spin	Spin	Inflight	Specialist	Goalkeeper	P6m
8	HASSAN MOHAMED										
12	YAFAI MOHSIN	2	11	18	0 / 1		1 / 4	0 / 2	1 / 2		0 / 2
16	MAHFOUZ MOHAB	6	20	30	0 / 1		4 / 10	1 / 4	1 / 5		
92	ZOUAOUI ANIS	0	1	0						0 / 1	
Totals		8	32	25	0 / 2		5 / 14	1 / 6	2 / 7	0 / 1	0 / 2

Team Comparison

	1st Period				2nd Period			
	Hungary		Qatar		Hungary		Qatar	
	Goals/Shots	Eff %	Goals/Shots	Eff %	Goals/Shots	Eff %	Goals/Shots	Eff %
Inflight	3 / 4	75	4 / 4	100	2 / 2	100	3 / 4	75
Spin Shots	2 / 6	33	3 / 6	50	5 / 6	83	2 / 6	33
Specialist Shots	2 / 4	50	1 / 1	100	3 / 4	75	2 / 2	100
1-Point Shots	1 / 1	100	2 / 3	67	1 / 1	100	2 / 2	100
Goalkeeper Shots			1 / 1	100				
1-Point Spin Shots	1 / 1	100			1 / 1	100	2 / 2	100

Report Created SAT 29 JUL 2017 15:47

Timing and Results provided by TISSOT



Match No.: 23 Court 1

Results

Hungary 1 vs 2 Qatar

REFEREES:

Andusic Irena (SRB)
Pantic Anja (SRB)1st Period: 17 - 20
2nd Period: 23 - 20
Shootout: 6 - 7

HUN - Hungary

No.	Name	Technical skills					
		Ass	ST	BS	R6	P6	TO
1	VITARIS Norbert						
2	ZAKICS Bence	2	1				1
6	NAGY András			1	1	1	
7	VIZES Patrik						1
8	GABORI Máté	5					1
15	GYENE Norbert						1
20	NAHAJ László						
23	JOHN András				1		
24	KUN Attila				1		1
33	PRICZEL Bence						
Team							
Totals		7	1	1	3	1	5

QAT - Qatar

No.	Name	Technical skills					
		Ass	ST	BS	R6	P6	TO
3	MORGAN AHMED						
4	DENGUIR AMIR						
7	HAMDOON HADI						
8	HASSAN MOHAMED	2					
12	YAFAI MOHSIN						
16	MAHFOUZ MOHAB						1
17	MOHAMED MUTASEM						
24	KENAOUI SID						
90	KAKHI HANI					1	
92	ZOUAOUI ANIS	7	2		1		1
Team							
Totals		9	2		1	1	2

Running Score

HUN - QAT

1st Period

JOHN A.	2 : 0
	2 : 2 MOHAMED M.
	2 : 4 DENGUIR A.
	2 : 6 ZOUAOUI A.
	2 : 8 MOHAMED M.
	2 : 10 MAHFOUZ M.
	2 : 12 KAKHI H.
GABORI M.	3 : 12
GABORI M.	5 : 12
	5 : 14 ZOUAOUI A.
	5 : 16 HASSAN M.
GABORI M.	7 : 16
	7 : 18 MOHAMED M.
KUN A.	9 : 18
	9 : 19 ZOUAOUI A.
GYENE N.	11 : 19
KUN A.	13 : 19
VIZES P.	15 : 19
	15 : 20 ZOUAOUI A.
VIZES P.	17 : 20

2nd Period

	0 : 2 KAKHI H.
JOHN A.	2 : 2
	2 : 4 KAKHI H.
VIZES P.	4 : 4
JOHN A.	6 : 4
	6 : 5 DENGUIR A.
GABORI M.	8 : 5
	8 : 7 DENGUIR A.
	8 : 9 HAMDOON H.
KUN A.	10 : 9
	10 : 10 ZOUAOUI A.
JOHN A.	12 : 10
	12 : 12 HAMDOON H.
VIZES P.	14 : 12
JOHN A.	15 : 12
	15 : 14 ZOUAOUI A.
	15 : 16 ZOUAOUI A.
GABORI M.	17 : 16
	17 : 18 DENGUIR A.
GYENE N.	19 : 18
	19 : 20 ZOUAOUI A.
JOHN A.	21 : 20
VIZES P.	23 : 20

Shootout

JOHN A.	2 : 0
VITARIS N.	4 : 0
	4 : 2 DENGUIR A.
GYENE N.	6 : 2
	6 : 4 ZOUAOUI A.
	6 : 6 KENAOUI S.
	6 : 7 HAMDOON H.

LEGEND							
1-Pt	1-Point-Shots	1-Pt Spin	1-Point-Spinshots	—	Struck out Players did not play	%	Efficiency
Ass	Assists	BS	Blocked Shots	DQ	Disqualifications	GK	Goalkeeper
Ind	Individual	No	Shirt Number	P6	Penalty Fouls	P6m	6m Penalty Shots
R6	Received 6m-Fouls	RC	Red Cards	Spec	Specialist	ST	Steals
SUS	Suspension	Spin	Spinshots	TO	Turnover		

Timing and Results provided by TISSOT



Match No.: 24 Court 1

Results

Brazil 2 vs 1 Croatia

REFEREES:

Mertinian Michail (GRE)
Syrepisios Evangelos (GRE)

1st Period: 22 - 28
2nd Period: 24 - 18
Shootout: 9 - 8

BRA - Brazil

Headcoach: GUERRA Antonio

No.	Name	Total				Goals / Shots							Punishments			
		Points	Goals	Shots	%	1-Pt All	1-Pt Spin	Spin	Inflight	Specialist	Goalkeeper	P6m	SUS	RC	DQ	
1	ROSSA Cristiano															
5	AMARAL Nailson	8	4	7	57			4 / 5	0 / 1			0 / 1				
6	OLIVEIRA Bruno	17	9	13	69	1 / 1				8 / 12						
7	CLAUDIO Thiago	2	1	4	25			1 / 1	0 / 3							
10	PIRES Gil	22	11	13	85			2 / 2	8 / 10			1 / 1	1			
11	BARCELLOS Thiago															
14	MACHADO Marcelo															
17	WIRTZBIKI Pedro															
22	VIEIRA Diogo												1			
23	ESTEVEZ Wellington	6	3	6	50			2 / 2	1 / 4							
Totals		55	28	43	65	1 / 1		9 / 10	9 / 18	8 / 12		1 / 2	2			

No.	Goalkeeper	Total			Saves / Shots						
		Saves	Shots	%	1-Pt All	1-Pt Spin	Spin	Inflight	Specialist	Goalkeeper	P6m
1	ROSSA Cristiano	6	27	22			5 / 17	1 / 5	0 / 4		0 / 1
6	OLIVEIRA Bruno										
10	PIRES Gil										
17	WIRTZBIKI Pedro	0	2	0					0 / 2		
22	VIEIRA Diogo	1	5	20			1 / 4			0 / 1	
Totals		8	35	23			7 / 22	1 / 5	0 / 6	0 / 1	0 / 1

CRO - Croatia

Headcoach: ROKAVEC Davor

No.	Name	Total				Goals / Shots							Punishments			
		Points	Goals	Shots	%	1-Pt All	1-Pt Spin	Spin	Inflight	Specialist	Goalkeeper	P6m	SUS	RC	DQ	
1	HENIGMAN David															
2	SANDRK Josip	2	1	2	50				1 / 2				1			
3	BEGONJA Dario															
4	DUMENCIC Ivan	16	8	8	100				1 / 1	6 / 6		1 / 1				
5	JURIC Ivan	10	5	8	63	0 / 1		4 / 6			1 / 1					
6	DIKIC Zvonimir	10	5	8	63			4 / 7	1 / 1				1			
7	SEMREN Matej	6	3	3	100			3 / 3								
8	LAUS Tomislav	2	1	1	100			1 / 1								
9	BURA Lucian	8	4	7	57			3 / 6	1 / 1							
10	MARKOVIC Dominik		0	1	0						0 / 1					
Totals		54	27	38	71	0 / 1		15 / 23	4 / 5	6 / 6	1 / 2	1 / 1	2			

No.	Goalkeeper	Total			Saves / Shots						
		Saves	Shots	%	1-Pt All	1-Pt Spin	Spin	Inflight	Specialist	Goalkeeper	P6m
1	HENIGMAN David	9	33	27			1 / 7	7 / 16	0 / 8		1 / 2
4	DUMENCIC Ivan	0	3	0			0 / 3				
5	JURIC Ivan	0	1	0	0 / 1						
Totals		9	37	24	0 / 1		1 / 10	7 / 16	0 / 8		1 / 2



THE WORLD GAMES
WROCLAW 2017

Marsowe Fields

SAT 29 JUL 2017
Start Time: 17:00

Beach Handball

Men's

Gold Medal Match



Match No.: 24 Court 1

Results

Team Comparison	1st Period				2nd Period			
	Brazil		Croatia		Brazil		Croatia	
	Goals/Shots	Eff %	Goals/Shots	Eff %	Goals/Shots	Eff %	Goals/Shots	Eff %
Inflight	3 / 8	38	1 / 1	100	6 / 10	60	3 / 4	75
Spin Shots	3 / 3	100	8 / 11	73	2 / 3	67	4 / 8	50
Specialist Shots	4 / 6	67	5 / 5	100	4 / 6	67	1 / 1	100
1-Point Shots			0 / 1	0				
Goalkeeper Shots							0 / 1	0
6-meter Shots	1 / 2	50					1 / 1	100
1-Point Spin Shots								



Match No.: 24 Court 1

Results

Brazil 2 vs 1 Croatia

REFEREES:

Mertinian Michail (GRE)
Syrepisios Evangelos (GRE)

1st Period: 22 - 28

2nd Period: 24 - 18

Shootout: 9 - 8

BRA - Brazil

No.	Name	Technical skills					
		Ass	ST	BS	R6	P6	TO
1	ROSSA Cristiano						
5	AMARAL Nailson	2					
6	OLIVEIRA Bruno				1		2
7	CLAUDIO Thiago						
10	PIRES Gil						1
11	BARCELLOS Thiago						
14	MACHADO Marcelo						
17	WIRTZBIKI Pedro						
22	VIEIRA Diogo					1	
23	ESTEVEES Wellington	1					
Team							
Totals		3			1	1	3

CRO - Croatia

No.	Name	Technical skills					
		Ass	ST	BS	R6	P6	TO
1	HENIGMAN David						
2	SANDRK Josip	1					1
3	BEGONJA Dario						
4	DUMENCIC Ivan						
5	JURIC Ivan						
6	DIKIC Zvonimir						
7	SEMREN Matej	5	1				1
8	LAUS Tomislav			1			
9	BURA Lucian	3					2
10	MARKOVIC Dominik						
Team							
Totals		9	1	1			4

Running Score

BRA - CRO

1st Period

OLIVEIRA B.	2 : 0
2 : 2	DIKIC Z.
2 : 4	DIKIC Z.
OLIVEIRA B.	4 : 4
4 : 6	DUMENCIC I.
4 : 8	DIKIC Z.
4 : 10	JURIC I.
OLIVEIRA B.	6 : 10
6 : 12	DUMENCIC I.
6 : 14	SEMREN M.
ESTEVEES W.	8 : 14
8 : 16	SEMREN M.
PIRES G.	10 : 16
AMARAL N.	12 : 16
12 : 18	JURIC I.
PIRES G.	14 : 18
14 : 20	BURA L.
14 : 22	JURIC I.
PIRES G.	16 : 22
16 : 24	DUMENCIC I.
PIRES G.	18 : 24
ESTEVEES W.	20 : 24
20 : 26	DUMENCIC I.
OLIVEIRA B.	22 : 26
22 : 28	DUMENCIC I.

2nd Period

0 : 2	DUMENCIC I.
PIRES G.	2 : 2
2 : 4	SANDRK J.
2 : 6	BURA L.
PIRES G.	4 : 6
OLIVEIRA B.	6 : 6
6 : 8	BURA L.
AMARAL N.	8 : 8
AMARAL N.	10 : 8
10 : 10	DIKIC Z.
PIRES G.	12 : 10
OLIVEIRA B.	14 : 10
OLIVEIRA B.	16 : 10
16 : 12	BURA L.
16 : 14	DUMENCIC I.
PIRES G.	18 : 14
PIRES G.	20 : 14
PIRES G.	22 : 14
22 : 16	LAUS T.
OLIVEIRA B.	24 : 16
24 : 18	DUMENCIC I.

Shootout


0 : 2	JURIC I.
PIRES G.	2 : 2
CLAUDIO T.	4 : 2
4 : 4	SEMREN M.
ESTEVEES W.	6 : 4
6 : 6	DIKIC Z.
AMARAL N.	8 : 6
8 : 8	JURIC I.
OLIVEIRA B.	9 : 8



Match No.: 24 Court 1

Results

LEGEND							
1-Pt	1-Point-Shots	1-Pt Spin	1-Point-Spinshots	—	Struck out Players did not play	%	Efficiency
Ass	Assists	BS	Blocked Shots	DQ	Disqualifications	GK	Goalkeeper
Ind	Individual	No	Shirt Number	P6	Penalty Fouls	P6m	6m Penalty Shots
R6	Received 6m-Fouls	RC	Red Cards	Spec	Specialist	ST	Steals
SUS	Suspension	Spin	Spinshots	TO	Turnover		

Timing and Results provided by  **TISSOT**



Match No.: 17 Court 1

Results

Uruguay 2 vs 0 Poland

REFEREES:

Andusic Irena (SRB)
Pantic Anja (SRB)

1st Period: 19 - 15

2nd Period: 16 - 14

URU - Uruguay

Headcoach: BALLETO MARTINEZ Gaston Pedro

Team time outs: 2

No.	Name	Total				Goals / Shots						Punishments			
		Points	Goals	Shots	%	1-Pt All	1-Pt Spin	Spin	Inflight	Specialist	Goalkeeper	P6m	SUS	RC	DQ
3	ADLER BONIFACINO Felipe														
5	OHOLEGUY GRUB Matias												1		
7	RODRIGUEZ MAYADO Santiago	15	8	11	73	1 / 1		4 / 7	1 / 1			2 / 2			
8	BERNAL ALGARE Rodrigo	10	5	6	83			1 / 2	4 / 4						
10	SEQUEIRA SARAVIA Martin Francisco	2	1	2	50			1 / 2					1	1	
13	PORRO DALERA Juan Jose	4	2	4	50					2 / 4					
16	GONZALEZ ALLOZA Felipe														
17	SEQUEIRA SARAVIA Fernando Ariel														
36	ROSTAGNO RIOS Cristhian David	4	2	2	100			2 / 2							
44	SAGASTI TRIAS Sebastian														
Totals		35	18	25	72	1 / 1		8 / 13	5 / 5	2 / 4		2 / 2	2	1	

No.	Goalkeeper	Total			Saves / Shots						
		Saves	Shots	%	1-Pt All	1-Pt Spin	Spin	Inflight	Specialist	Goalkeeper	P6m
16	GONZALEZ ALLOZA Felipe	2	7	29	0 / 2		0 / 2		1 / 2		1 / 1
17	SEQUEIRA SARAVIA Fernando Ariel	3	12	25	0 / 1		1 / 5	2 / 5	0 / 1		
Totals		6	22	27	0 / 3		2 / 9	2 / 5	1 / 4		1 / 1

POL - Poland

Headcoach: KISIEL Krzysztof Suspension: 1

Team time outs: 1

No.	Name	Total				Goals / Shots						Punishments			
		Points	Goals	Shots	%	1-Pt All	1-Pt Spin	Spin	Inflight	Specialist	Goalkeeper	P6m	SUS	RC	DQ
1	FIODOR Adrian														
3	ADAMSKI Kacper	6	3	4	75					3 / 4					
8	KOZHUCHOWSKI EMIL	6	3	3	100			2 / 2	1 / 1						
10	WLUDARCZAK Maciej	9	5	7	71	1 / 1		3 / 3	1 / 3						
20	ZAKRETA Lukasz														
23	SZCZUKOCKI Konrad												1	1	
32	RUPP Milosz	3	2	6	33	1 / 1		1 / 5							
51	WOJDAK Bartosz	5	3	9	33	1 / 2		1 / 5	1 / 1			0 / 1			
89	TROJANOWICZ Sebastian		0	1	0					0 / 1					
90	ORLOWSKI Mateusz												1		
Totals		29	16	30	53	3 / 4		7 / 15	3 / 5	3 / 5		0 / 1	3	1	

Team Comparison

	1st Period				2nd Period			
	Uruguay		Poland		Uruguay		Poland	
	Goals/Shots	Eff %	Goals/Shots	Eff %	Goals/Shots	Eff %	Goals/Shots	Eff %
Inflight	3 / 3	100	2 / 2	100	2 / 2	100	1 / 3	33
Spin Shots	4 / 8	50	3 / 7	43	4 / 5	80	4 / 8	50
Specialist Shots	1 / 2	50	2 / 3	67	1 / 2	50	1 / 2	50
1-Point Shots	1 / 1	100	1 / 2	50			2 / 2	100
Goalkeeper Shots								
6-meter Shots	1 / 1	100			1 / 1	100	0 / 1	0
1-Point Spin Shots								

Timing and Results provided by TISSOT



Match No.: 17 Court 1

Results

Uruguay 2 vs 0 Poland

REFEREES:

Andusic Irena (SRB)

Pantic Anja (SRB)

1st Period: 19 - 15

2nd Period: 16 - 14

URU - Uruguay

No.	Name	Technical skills					
		Ass	ST	BS	R6	P6	TO
3	ADLER BONIFACINO Felipe						
5	OHOLEGUY GRUB Matias		2				
7	RODRIGUEZ MAYADO Santiago	5				1	3
8	BERNAL ALGARE Rodrigo						1
10	SEQUEIRA SARAVIA Martin Francisco				1		1
13	PORRO DALERA Juan Jose						2
16	GONZALEZ ALLOZA Felipe						
17	SEQUEIRA SARAVIA Fernando Ariel						
36	ROSTAGNO RIOS Cristhian David	1					
44	SAGASTI TRIAS Sebastian						1
Team							1
Totals		6	2		1	1	9

POL - Poland

No.	Name	Technical skills					
		Ass	ST	BS	R6	P6	TO
1	FIODOR Adrian						
3	ADAMSKI Kacper						2
8	KOZHUCHOWSKI EMIL						
10	WLUDARCZAK Maciej						
20	ZAKRETA Lukasz						
23	SZCZUKOCKI Konrad		1				
32	RUPP Milosz	1					1
51	WOJDAK Bartosz	3		1			
89	TROJANOWICZ Sebastian						1
90	ORLOWSKI Mateusz						
Team							
Totals		4	1	1			4

Running Score

URU - POL

1st Period

RODRIGUEZ MAYADO S.	2	: 0	
SEQUEIRA SARAVIA M.	4	: 0	
	4	: 2	KOZUCHKOWSI E.
RODRIGUEZ MAYADO S.	6	: 2	
	6	: 4	ADAMSKI K.
	6	: 6	WOJDAK B.
RODRIGUEZ MAYADO S.	8	: 6	
RODRIGUEZ MAYADO S.	10	: 6	
	10	: 8	KOZUCHKOWSI E.
PORRO DALERA J.	12	: 8	
	12	: 9	RUPP M.
BERNAL ALGARE R.	14	: 9	
	14	: 11	WOJDAK B.
BERNAL ALGARE R.	16	: 11	
BERNAL ALGARE R.	18	: 11	
	18	: 13	ADAMSKI K.
	18	: 15	KOZUCHKOWSI E.
RODRIGUEZ MAYADO S.	19	: 15	

2nd Period

BERNAL ALGARE R.	2	: 0	
RODRIGUEZ MAYADO S.	4	: 0	
	4	: 2	RUPP M.
	4	: 3	WLUDARCZYK M.
ROSTAGNO RIOS C.	6	: 3	
RODRIGUEZ MAYADO S.	8	: 3	
	8	: 5	WLUDARCZYK M.
	8	: 7	WLUDARCZYK M.
PORRO DALERA J.	10	: 7	
	10	: 9	WLUDARCZYK M.
	10	: 11	WLUDARCZYK M.
BERNAL ALGARE R.	12	: 11	
ROSTAGNO RIOS C.	14	: 11	
	14	: 12	WOJDAK B.
RODRIGUEZ MAYADO S.	16	: 12	
	16	: 14	ADAMSKI K.

LEGEND

1-Pt	1-Point-Shots	1-Pt Spin	1-Point-Spinshots	---	Struck out Players did not play	%	Efficiency
Ass	Assists	BS	Blocked Shots	DQ	Disqualifications	GK	Goalkeeper
Ind	Individual	No	Shirt Number	P6	Penalty Fouls	P6m	6m Penalty Shots
R6	Received 6m-Fouls	RC	Red Cards	Spec	Specialist	ST	Steals
SUS	Suspension	Spin	Spinshots	TO	Turnover		

Timing and Results provided by TISSOT



Match No.: 18 Court 2

Results

Australia 2 vs 0 Egypt

REFEREES:

Hani Shaker Majeed Hasan Shehab (BRN)
Hasan Shamsan Mohamed Shansam (BRN)

1st Period: 22 - 14

2nd Period: 18 - 14

AUS - Australia

Headcoach: WEISS Patrik

Team time outs: 1

No.	Name	Total				Goals / Shots						Punishments			
		Points	Goals	Shots	%	1-Pt All	1-Pt Spin	Spin	Inflight	Specialist	Goalkeeper	P6m	SUS	RC	DQ
2	CAMPBELL Matthew	6	3	4	75			2 / 2	1 / 2						
3	MOTTIN Christopher	4	2	2	100			2 / 2							
4	NICHOLSON Scott	14	7	8	88			2 / 2	5 / 6						
6	ROBSON Jonathan														
7	STOCK Johnathon														
8	GALLAUGHER Nicholas	2	1	2	50			0 / 1	1 / 1						
10	BLAISE Stephane	4	2	3	67					2 / 3					
13	TURECEK Lucas	8	4	7	57					2 / 5		2 / 2			
16	BRENNAN James	2	1	1	100						1 / 1				
29	FOGERTY Daniel												1		
Totals		40	20	27	74			6 / 7	7 / 9	4 / 8	1 / 1	2 / 2	1		

No.	Goalkeeper	Total			Saves / Shots						
		Saves	Shots	%	1-Pt All	1-Pt Spin	Spin	Inflight	Specialist	Goalkeeper	P6m
16	BRENNAN James	6	21	29	0 / 2	0 / 2	5 / 9	0 / 5	1 / 5		
Totals		6	21	29	0 / 2	0 / 2	5 / 9	0 / 5	1 / 5		

EGY - Egypt

Headcoach: AMER Hassan Abdelfattah Mohamed

No.	Name	Total				Goals / Shots						Punishments			
		Points	Goals	Shots	%	1-Pt All	1-Pt Spin	Spin	Inflight	Specialist	Goalkeeper	P6m	SUS	RC	DQ
2	SHAABAN BAKR IMAM MOHAMED Mohamed														
4	TAREK ABDELMMEN MOHAMED ABOUSALEM M												1		
5	SALEM SOLIMAN SALAMA Hany		0	1	0			0 / 1							
6	WAGIH RAGAB ALI RASLAN Mohamed	8	4	5	80			2 / 2	2 / 3						
7	SHAABAN GABER MOHAMED ELDRERY Akma	1	1	6	17	1 / 1	1 / 1	0 / 4		0 / 1					
8	AHMED MOHAMED SABER EMAM Eslam	9	5	7	71	1 / 1	1 / 1			4 / 6					
10	MOHAMED ALI AHMED ALI ELGANAYNI Abd														
16	ELSAID MAHMOUD ABOUSABAA SOLIMAN Se												1		
23	ALY HASSANIN ABDELAAL YOUNES Essam	10	5	9	56			2 / 5	3 / 4				1		
Totals		28	15	28	54	2 / 2	2 / 2	4 / 12	5 / 7	4 / 7			3		

No.	Goalkeeper	Total			Saves / Shots						
		Saves	Shots	%	1-Pt All	1-Pt Spin	Spin	Inflight	Specialist	Goalkeeper	P6m
8	AHMED MOHAMED SABER EMAM Eslam	0	1	0							0 / 1
16	ELSAID MAHMOUD ABOUSABAA SOLIMAN Se	1	20	5			0 / 6	0 / 7	1 / 5	0 / 1	0 / 1
Totals		1	21	5			0 / 6	0 / 7	1 / 5	0 / 1	0 / 2

Team Comparison

	1st Period				2nd Period			
	Australia		Egypt		Australia		Egypt	
	Goals/Shots	Eff %	Goals/Shots	Eff %	Goals/Shots	Eff %	Goals/Shots	Eff %
Inflight	4 / 5	80	3 / 4	75	3 / 4	75	2 / 3	67
Spin Shots	2 / 3	67	2 / 8	25	4 / 4	100	2 / 4	50
Specialist Shots	2 / 4	50	2 / 4	50	2 / 4	50	2 / 3	67
1-Point Shots							2 / 2	100
Goalkeeper Shots	1 / 1	100						
6-meter Shots	2 / 2	100						
1-Point Spin Shots							2 / 2	100

Timing and Results provided by  TISSOT



Match No.: 18 Court 2

Results

Australia 2 vs 0 Egypt

REFEREES:

Hani Shaker Majeed Hasan Shehab (BRN)
Hasan Shamsan Mohamed Shansam (BRN)

1st Period: 22 - 14

2nd Period: 18 - 14

AUS - Australia

No.	Name	Technical skills						TO
		Ass	ST	BS	R6	P6		
2	CAMPBELL Matthew							
3	MOTTIN Christopher							1
4	NICHOLSON Scott							
6	ROBSON Jonathan		1	1				
7	STOCK Johnathon			2				
8	GALLAUGHER Nicholas	1						
10	BLAISE Stephane							2
13	TURECEK Lucas							2
16	BRENNAN James							
29	FOGERTY Daniel		1					
Team								1
Totals		1	2	3				6

EGY - Egypt

No.	Name	Technical skills						TO
		Ass	ST	BS	R6	P6		
2	SHAABAN BAKR IMAM MOHAMED Mohamed							
4	TAREK ABDELNMEM MOHAMED ABOUSALEM M							
5	SALEM SOLIMAN SALAMA Hany							
6	WAGIH RAGAB ALI RASLAN Mohamed							1
7	SHAABAN GABER MOHAMED ELDRDERY Akma	2						1
8	AHMED MOHAMED SABER EMAM Eslam							2
10	MOHAMED ALI AHMED ALI ELGANAYNI Abd							2
16	ELSAID MAHMOUD ABOUSABAA SOLIMAN Se							
23	ALY HASSANIN ABDELAAL YOUNES Essam	1	1					1
Team								
Totals		3	1					7

Running Score

AUS - EGY

1st Period

GALLAUGHER N.	2 : 0	
	2 : 2	ALY HASSANIN ABDELAAL YOU E.
TURECEK L.	4 : 2	
	4 : 4	WAGIH RAGAB ALI RASLAN M.
TURECEK L.	6 : 4	
MOTTIN C.	8 : 4	
BRENNAN J.	10 : 4	
	10 : 6	WAGIH RAGAB ALI RASLAN M.
NICHOLSON S.	12 : 6	
TURECEK L.	14 : 6	
NICHOLSON S.	16 : 6	
	16 : 8	AHMED MOHAMED SABER EMAM E.
	16 : 10	AHMED MOHAMED SABER EMAM E.
TURECEK L.	18 : 10	
	18 : 12	WAGIH RAGAB ALI RASLAN M.
NICHOLSON S.	20 : 12	
	20 : 14	WAGIH RAGAB ALI RASLAN M.
NICHOLSON S.	22 : 14	

2nd Period

	0 : 1	SHAABAN GABER MOHAMED ELD A.
MOTTIN C.	2 : 1	
	2 : 2	AHMED MOHAMED SABER EMAM E.
CAMPBELL M.	4 : 2	
BLAISE S.	6 : 2	
CAMPBELL M.	8 : 2	
	8 : 4	ALY HASSANIN ABDELAAL YOU E.
NICHOLSON S.	10 : 4	
	10 : 6	ALY HASSANIN ABDELAAL YOU E.
	10 : 8	ALY HASSANIN ABDELAAL YOU E.
BLAISE S.	12 : 8	
CAMPBELL M.	14 : 8	
	14 : 10	AHMED MOHAMED SABER EMAM E.
NICHOLSON S.	16 : 10	
	16 : 12	AHMED MOHAMED SABER EMAM E.
NICHOLSON S.	18 : 12	
	18 : 14	ALY HASSANIN ABDELAAL YOU E.

LEGEND

1-Pt	1-Point-Shots	1-Pt Spin	1-Point-Spinshots	—	Struck out Players did not play	%	Efficiency
Ass	Assists	BS	Blocked Shots	DQ	Disqualifications	GK	Goalkeeper
Ind	Individual	No	Shirt Number	P6	Penalty Fouls	P6m	6m Penalty Shots
R6	Received 6m-Fouls	RC	Red Cards	Spec	Specialist	ST	Steals
SUS	Suspension	Spin	Spinshots	TO	Turnover		

Timing and Results provided by TISSOT



Match No.: 19 Court 1

Results

Hungary 0 vs 2 Brazil

REFEREES:

Cardone Luciano (ITA)
Manuele Sebastiano (ITA)

1st Period: 16 - 18

2nd Period: 12 - 16

HUN - Hungary

Headcoach: GULYAS Istvan

Team time outs: 2

No.	Name	Total				Goals / Shots						Punishments			
		Points	Goals	Shots	%	1-Pt All	1-Pt Spin	Spin	Inflight	Specialist	Goalkeeper	P6m	SUS	RC	DQ
1	VITARIS Norbert		0	1	0						0 / 1				
2	ZAKICS Bence		0	1	0			0 / 1							
6	NAGY András		0	1	0	0 / 1									
7	VIZES Patrik	8	4	11	36	0 / 1		0 / 1		4 / 9					
8	GABORI Máté														
15	GYENE Norbert	10	5	9	56			3 / 7				2 / 2			
20	NAHAJ László														
23	JOHN András	4	2	5	40			1 / 2	1 / 1	0 / 2					
24	KUN Attila	6	3	5	60				3 / 5						
33	PRICZEL Bence												1		
Totals		28	14	33	42	0 / 2		4 / 11	4 / 6	4 / 11	0 / 1	2 / 2	1		

No.	Goalkeeper	Total			Saves / Shots						
		Saves	Shots	%	1-Pt All	1-Pt Spin	Spin	Inflight	Specialist	Goalkeeper	P6m
1	VITARIS Norbert	4	8	50	1 / 1		1 / 1	1 / 5	1 / 1		
20	NAHAJ László	7	20	35			3 / 8	4 / 11	0 / 1		
Totals		11	28	39	1 / 1		4 / 9	5 / 16	1 / 2		

BRA - Brazil

Headcoach: GUERRA Antonio

Team time outs: 1

No.	Name	Total				Goals / Shots						Punishments			
		Points	Goals	Shots	%	1-Pt All	1-Pt Spin	Spin	Inflight	Specialist	Goalkeeper	P6m	SUS	RC	DQ
1	ROSSA Cristiano														
5	AMARAL Nailson	8	4	7	57	0 / 1		3 / 5	1 / 1						
6	OLIVEIRA Bruno	2	1	3	33					1 / 3			1		
7	CLAUDIO Thiago	2	1	2	50				1 / 2						
10	PIRES Gil	10	5	10	50			2 / 5	3 / 5						
11	BARCELLOS Thiago														
14	MACHADO Marcelo														
17	WIRTZBIKI Pedro														
22	VIEIRA Diogo												1		
23	ESTEVEES Wellington	12	6	9	67	0 / 1			6 / 8						
Totals		34	17	31	55	0 / 2		5 / 10	11 / 16	1 / 3			2		

No.	Goalkeeper	Total			Saves / Shots						
		Saves	Shots	%	1-Pt All	1-Pt Spin	Spin	Inflight	Specialist	Goalkeeper	P6m
1	ROSSA Cristiano	11	24	46			7 / 11	1 / 5	3 / 7		0 / 1
17	WIRTZBIKI Pedro	0	1	0							0 / 1
Totals		11	25	44			7 / 11	1 / 5	3 / 7		0 / 2

Team Comparison

	1st Period				2nd Period			
	Hungary		Brazil		Hungary		Brazil	
	Goals/Shots	Eff %	Goals/Shots	Eff %	Goals/Shots	Eff %	Goals/Shots	Eff %
Inflight	0 / 2	0	3 / 5	60	4 / 4	100	8 / 11	73
Spin Shots	4 / 6	67	5 / 9	56	0 / 5	0	0 / 1	0
Specialist Shots	3 / 6	50	1 / 2	50	1 / 5	20	0 / 1	0
1-Point Shots					0 / 2	0	0 / 2	0
Goalkeeper Shots					0 / 1	0		
6-meter Shots	1 / 1	100			1 / 1	100		
1-Point Spin Shots								

Timing and Results provided by TISSOT



Match No.: 19 Court 1

Results

Hungary 0 vs 2 Brazil

REFEREES:

Cardone Luciano (ITA)
Manuele Sebastiano (ITA)

1st Period: 16 - 18

2nd Period: 12 - 16

HUN - Hungary

No.	Name	Technical skills					
		Ass	ST	BS	R6	P6	TO
1	VITARIS Norbert						
2	ZAKICS Bence	1					
6	NAGY András						
7	VIZES Patrik	2					
8	GABORI Máté						
15	GYENE Norbert	1			1		
20	NAHAJ László						
23	JOHN András					1	1
24	KUN Attila						1
33	PRICZEL Bence						
Team							
Totals		4			1	1	2

Running Score

HUN - BRA

1st Period

GYENE N.	2 : 0
VIZES P.	4 : 2
GYENE N.	6 : 4
JOHN A.	8 : 6
VIZES P.	10 : 8
VIZES P.	12 : 10
VIZES P.	12 : 12
GYENE N.	14 : 12
GYENE N.	14 : 14
GYENE N.	16 : 14
GYENE N.	16 : 16
GYENE N.	16 : 18

BRA - Brazil

No.	Name	Technical skills					
		Ass	ST	BS	R6	P6	TO
1	ROSSA Cristiano						
5	AMARAL Nailson	1					1
6	OLIVEIRA Bruno				1		
7	CLAUDIO Thiago	3				1	2
10	PIRES Gil	1					
11	BARCELLOS Thiago			2			
14	MACHADO Marcelo			1			
17	WIRTZBIKI Pedro						
22	VIEIRA Diogo			2			
23	ESTEVEES Wellington						
Team							
Totals		5		5	1	1	3

2nd Period

KUN A.	0 : 2
KUN A.	2 : 2
GYENE N.	2 : 4
GYENE N.	4 : 4
GYENE N.	4 : 6
GYENE N.	4 : 8
KUN A.	6 : 8
KUN A.	6 : 10
KUN A.	6 : 12
KUN A.	8 : 12
KUN A.	8 : 14
VIZES P.	10 : 14
VIZES P.	10 : 16
JOHN A.	12 : 16

LEGEND

1-Pt	1-Point-Shots	1-Pt Spin	1-Point-Spinshots	—	Struck out Players did not play	%	Efficiency
Ass	Assists	BS	Blocked Shots	DQ	Disqualifications	GK	Goalkeeper
Ind	Individual	No	Shirt Number	P6	Penalty Fouls	P6m	6m Penalty Shots
R6	Received 6m-Fouls	RC	Red Cards	Spec	Specialist	ST	Steals
SUS	Suspension	Spin	Spinshots	TO	Turnover		

Timing and Results provided by TISSOT



Match No.: 20 Court 1

Results

Croatia 2 vs 1 Qatar

REFEREES:

Martinez Pablo (URU)

Monico Luis (URU)

1st Period: 14 - 21

2nd Period: 19 - 18

Shootout: 7 - 4

CRO - Croatia

Headcoach: ROKAVEC Davor

Team time outs: 2

No.	Name	Total				Goals / Shots						Punishments			
		Points	Goals	Shots	%	1-Pt All	1-Pt Spin	Spin	Inflight	Specialist	Goalkeeper	P6m	SUS	RC	DQ
1	HENIGMAN David														
2	SANDRK Josip	2	1	5	20			0 / 1	1 / 3			0 / 1			
3	BEGONJA Dario														
4	DUMENCIC Ivan	13	7	9	78	1 / 1				5 / 7		1 / 1			
5	JURIC Ivan	2	1	4	25			1 / 3	0 / 1						
6	DIKIC Zvonimir	2	1	7	14			1 / 5	0 / 2						
7	SEMREN Matej	6	3	4	75			3 / 4							
8	LAUS Tomislav														
9	BURA Lucian	15	8	12	67	1 / 1		3 / 5	3 / 5	1 / 1					
10	MARKOVIC Dominik														
Totals		40	21	41	51	2 / 2		8 / 18	4 / 11	6 / 8		1 / 2			

No.	Goalkeeper	Total			Saves / Shots						
		Saves	Shots	%	1-Pt All	1-Pt Spin	Spin	Inflight	Specialist	Goalkeeper	P6m
1	HENIGMAN David	6	24	25	0 / 1	0 / 1	5 / 14	1 / 4	0 / 3		0 / 2
4	DUMENCIC Ivan										
5	JURIC Ivan	0	1	0	0 / 1						
10	MARKOVIC Dominik	1	5	20			1 / 3	0 / 1	0 / 1		
Totals		7	29	24	0 / 1	0 / 1	6 / 17	1 / 5	0 / 4		0 / 2

QAT - Qatar

Headcoach: ALY Khaled

Team time outs: 2

No.	Name	Total				Goals / Shots						Punishments			
		Points	Goals	Shots	%	1-Pt All	1-Pt Spin	Spin	Inflight	Specialist	Goalkeeper	P6m	SUS	RC	DQ
3	MORGAN AHMED														
4	DENGUIR AMIR	9	5	6	83	1 / 2	1 / 1	2 / 2	1 / 1	1 / 1					
7	HAMDOON HADI														
8	HASSAN MOHAMED	10	5	9	56			1 / 2		3 / 6		1 / 1			
12	YAFAI MOHSIN														
16	MAHFOUZ MOHAB														
17	MOHAMED MUTASEM														
24	KENAOUI SID														
90	KAKHI HANI	8	4	9	44			1 / 4	3 / 5						
92	ZOUAOUI ANIS	16	8	11	73			7 / 10				1 / 1	1		
Totals		43	22	35	63	1 / 2	1 / 1	11 / 18	4 / 6	4 / 7		2 / 2	1		

No.	Goalkeeper	Total			Saves / Shots							
		Saves	Shots	%	1-Pt All	1-Pt Spin	Spin	Inflight	Specialist	Goalkeeper	P6m	
8	HASSAN MOHAMED											
12	YAFAI MOHSIN	9	29	31	0 / 2		3 / 10	5 / 9	1 / 7		0 / 1	
16	MAHFOUZ MOHAB	0	1	0			0 / 1					
92	ZOUAOUI ANIS											
Totals		9	30	30	0 / 2		3 / 11	5 / 9	1 / 7		0 / 1	



Match No.: 20 Court 1

Results

Team Comparison	1st Period				2nd Period			
	Croatia		Qatar		Croatia		Qatar	
	Goals/Shots	Eff %	Goals/Shots	Eff %	Goals/Shots	Eff %	Goals/Shots	Eff %
Inflight	2 / 7	29	2 / 3	67	2 / 4	50	2 / 3	67
Spin Shots	2 / 7	29	4 / 7	57	3 / 7	43	5 / 7	71
Specialist Shots	3 / 3	100	3 / 5	60	3 / 5	60	1 / 2	50
1-Point Shots			1 / 1	100	1 / 1	100		
Goalkeeper Shots								
6-meter Shots	0 / 1	0	1 / 1	100	1 / 1	100	1 / 1	100
1-Point Spin Shots			1 / 1	100				



Match No.: 20 Court 1

Results

Croatia 2 vs 1 Qatar

REFEREES:

Martinez Pablo (URU)

Monico Luis (URU)

1st Period: 14 - 21

2nd Period: 19 - 18

Shootout: 7 - 4

CRO - Croatia

No.	Name	Technical skills					
		Ass	ST	BS	R6	P6	TO
1	HENIGMAN David						
2	SANDRK Josip			2	1		
3	BEGONJA Dario			1			
4	DUMENCIC Ivan						
5	JURIC Ivan			1		1	
6	DIKIC Zvonimir	1				1	1
7	SEMREN Matej	1	1				
8	LAUS Tomislav						
9	BURA Lucian				1		2
10	MARKOVIC Dominik						
Team							1
Totals		2	1	4	2	2	4

QAT - Qatar

No.	Name	Technical skills					
		Ass	ST	BS	R6	P6	TO
3	MORGAN AHMED						
4	DENGUIR AMIR						
7	HAMDOON HADI						
8	HASSAN MOHAMED	1					3
12	YAFAI MOHSIN						
16	MAHFOUZ MOHAB						
17	MOHAMED MUTASEM						
24	KENAOUI SID			2			
90	KAKHI HANI				2	1	
92	ZOUAOUI ANIS						1
Team							1
Totals		1		2	2	1	5

Running Score

CRO - QAT

1st Period	
0 : 2	DENGUIR A.
2 : 2	DUMENCIC I.
2 : 4	ZOUAOUI A.
4 : 4	DUMENCIC I.
6 : 4	BURA L.
6 : 6	ZOUAOUI A.
8 : 6	BURA L.
8 : 8	HASSAN M.
10 : 8	BURA L.
10 : 10	HASSAN M.
10 : 11	DENGUIR A.
12 : 11	DUMENCIC I.
12 : 13	DENGUIR A.
12 : 15	ZOUAOUI A.
12 : 17	ZOUAOUI A.
14 : 17	SANDRK J.
14 : 19	HASSAN M.
14 : 21	KAKHI H.

2nd Period	
0 : 2	KAKHI H.
0 : 4	ZOUAOUI A.
0 : 6	HASSAN M.
2 : 6	BURA L.
2 : 8	KAKHI H.
4 : 8	BURA L.
4 : 10	ZOUAOUI A.
6 : 10	BURA L.
6 : 12	DENGUIR A.
8 : 12	DUMENCIC I.
8 : 14	KAKHI H.
8 : 16	HASSAN M.
10 : 16	BURA L.
12 : 16	DUMENCIC I.
14 : 16	SEMREN M.
14 : 18	ZOUAOUI A.
16 : 18	DUMENCIC I.
18 : 18	SEMREN M.
19 : 18	BURA L.

Shootout	
2 : 0	JURIC I.
2 : 2	ZOUAOUI A.
4 : 2	DIKIC Z.
4 : 4	DENGUIR A.
6 : 4	SEMREN M.
7 : 4	DUMENCIC I.

LEGEND							
1-Pt	1-Point-Shots	1-Pt Spin	1-Point-Spinshots	—	Struck out Players did not play	%	Efficiency
Ass	Assists	BS	Blocked Shots	DQ	Disqualifications	GK	Goalkeeper
Ind	Individual	No	Shirt Number	P6	Penalty Fouls	P6m	6m Penalty Shots
R6	Received 6m-Fouls	RC	Red Cards	Spec	Specialist	ST	Steals
SUS	Suspension	Spin	Spinshots	TO	Turnover		

Timing and Results provided by TISSOT



Match No.: 13 Court 1

Results

Hungary 2 vs 0 Uruguay

REFEREES:

Mertinian Michail (GRE)
Syrepisios Evangelos (GRE)

1st Period: 32 - 20

2nd Period: 28 - 12

HUN - Hungary

Headcoach: GULYAS Istvan

No.	Name	Total				Goals / Shots						Punishments		
		Points	Goals	Shots	%	1-Pt All	1-Pt Spin	Spin	Inflight	Specialist	Goalkeeper	P6m	SUS	RC
1	VITARIS Norbert		0	1	0						0 / 1			
2	ZAKICS Bence													
6	NAGY András													
7	VIZES Patrik	14	7	8	88				2 / 2	5 / 6				
8	GABORI Máté	6	3	4	75			3 / 4						1
15	GYENE Norbert	11	6	7	86	1 / 1		3 / 4	2 / 2					
20	NAHAJ László													
23	JOHN András	17	9	10	90	1 / 1		7 / 7	0 / 1			1 / 1		
24	KUN Attila	12	6	7	86				6 / 7					
33	PRICZEL Bence												1	1
Totals		60	31	37	84	2 / 2		13 / 15	10 / 12	5 / 6	0 / 1	1 / 1	1	2

URU - Uruguay

Headcoach: BALLETO MARTINEZ Gaston Pedro

Team time outs: 1

No.	Name	Total				Goals / Shots						Punishments		
		Points	Goals	Shots	%	1-Pt All	1-Pt Spin	Spin	Inflight	Specialist	Goalkeeper	P6m	SUS	RC
3	ADLER BONIFACINO Felipe		0	3	0			0 / 2	0 / 1					
5	OHOLEGUY GRUB Matias													
7	RODRIGUEZ MAYADO Santiago	8	4	9	44			2 / 6				2 / 3		
8	BERNAL ALGARE Rodrigo	8	4	11	36			3 / 6	1 / 5					
10	SEQUEIRA SARA VIA Martin Francisco	4	2	4	50			2 / 3	0 / 1				1	
13	PORRO DALERA Juan Jose	6	3	4	75					3 / 4				
16	GONZALEZ ALLOZA Felipe													
17	SEQUEIRA SARA VIA Fernando Ariel	4	2	2	100					2 / 2				
36	ROSTAGNO RIOS Cristhian David	2	1	2	50			1 / 2						
44	SAGASTI TRIAS Sebastian		0	1	0					0 / 1				
Totals		32	16	36	44			8 / 19	1 / 7	5 / 7		2 / 3	1	

No.	Goalkeeper	Total			Saves / Shots						
		Saves	Shots	%	1-Pt All	1-Pt Spin	Spin	Inflight	Specialist	Goalkeeper	P6m
16	GONZALEZ ALLOZA Felipe	0	2	0			0 / 1	0 / 1			
17	SEQUEIRA SARA VIA Fernando Ariel										
Totals		2	33	6	0 / 2		2 / 15	0 / 10	0 / 5		0 / 1

Team Comparison

	1st Period				2nd Period			
	Hungary		Uruguay		Hungary		Uruguay	
	Goals/Shots	Eff %	Goals/Shots	Eff %	Goals/Shots	Eff %	Goals/Shots	Eff %
Inflight	3 / 4	75	1 / 4	25	7 / 8	88	0 / 3	0
Spin Shots	9 / 10	90	5 / 11	45	4 / 5	80	3 / 8	38
Specialist Shots	3 / 3	100	2 / 3	67	2 / 3	67	3 / 4	75
1-Point Shots	2 / 2	100						
Goalkeeper Shots	0 / 1	0						
6-meter Shots			2 / 2	100	1 / 1	100	0 / 1	0
1-Point Spin Shots								

Timing and Results provided by TISSOT



Match No.: 13 Court 1

Results

Hungary 2 vs 0 Uruguay

REFEREES:

Mertinian Michail (GRE)

Syrepisios Evangelos (GRE)

1st Period: 32 - 20

2nd Period: 28 - 12

HUN - Hungary

No.	Name	Technical skills					
		Ass	ST	BS	R6	P6	TO
1	VITARIS Norbert						
2	ZAKICS Bence		1				
6	NAGY András		1				
7	VIZES Patrik	1					
8	GABORI Máté	2					
15	GYENE Norbert	3					
20	NAHAJ László						
23	JOHN András	1					
24	KUN Attila	5	2				
33	PRICZEL Bence			1			
Team							
Totals		12	4	1			

URU - Uruguay

No.	Name	Technical skills					
		Ass	ST	BS	R6	P6	TO
3	ADLER BONIFACINO Felipe						
5	OHOLEGUY GRUB Matias						
7	RODRIGUEZ MAYADO Santiago	8					2
8	BERNAL ALGARE Rodrigo						1
10	SEQUEIRA SARAVIA Martin Francisco					1	1
13	PORRO DALERA Juan Jose						
16	GONZALEZ ALLOZA Felipe						
17	SEQUEIRA SARAVIA Fernando Ariel						
36	ROSTAGNO RIOS Cristihian David						2
44	SAGASTI TRIAS Sebastian						
Team							
Totals		8				1	6

Running Score

HUN - URU

1st Period

GYENE N.	2	: 0
JOHN A.	4	: 0
	4	: 2
VIZES P.	6	: 2
VIZES P.	8	: 2
	8	: 4
JOHN A.	10	: 4
	10	: 6
JOHN A.	12	: 6
GABORI M.	14	: 6
	14	: 8
VIZES P.	16	: 8
	16	: 10
JOHN A.	18	: 10
	18	: 12
VIZES P.	20	: 12
GABORI M.	22	: 12
	22	: 14
	22	: 16
JOHN A.	24	: 16
	24	: 18
GYENE N.	26	: 18
KUN A.	28	: 18
	28	: 20
JOHN A.	29	: 20
GYENE N.	30	: 20
VIZES P.	32	: 20

2nd Period

VIZES P.	2	: 0
	2	: 2
JOHN A.	4	: 2
KUN A.	6	: 2
	6	: 4
KUN A.	8	: 4
GABORI M.	10	: 4
KUN A.	12	: 4
JOHN A.	14	: 4
	14	: 6
GYENE N.	16	: 6
KUN A.	18	: 6
JOHN A.	20	: 6
	20	: 8
VIZES P.	22	: 8
KUN A.	24	: 8
	24	: 10
GYENE N.	26	: 10
	26	: 12
GYENE N.	28	: 12

LEGEND

1-Pt	1-Point-Shots	1-Pt Spin	1-Point-Spinshots	—	Struck out Players did not play	%	Efficiency
Ass	Assists	BS	Blocked Shots	DQ	Disqualifications	GK	Goalkeeper
Ind	Individual	No	Shirt Number	P6	Penalty Fouls	P6m	6m Penalty Shots
R6	Received 6m-Fouls	RC	Red Cards	Spec	Specialist	ST	Steals
SUS	Suspension	Spin	Spinshots	TO	Turnover		

Timing and Results provided by TISSOT



Match No.: 14 Court 2

Results

Australia 0 vs 2 Croatia

REFEREES:

Palkovits David (HUN)
Szilvasi Gabor Gyorgy (HUN)

1st Period: 14 - 20

2nd Period: 13 - 16

AUS - Australia

Headcoach: WEISS Patrik

No.	Name	Total				Goals / Shots						Punishments			
		Points	Goals	Shots	%	1-Pt All	1-Pt Spin	Spin	Inflight	Specialist	Goalkeeper	P6m	SUS	RC	DQ
2	CAMPBELL Matthew	4	2	7	29			2 / 3	0 / 4						
3	MOTTIN Christopher	4	3	7	43	2 / 2	2 / 2	1 / 5							
4	NICHOLSON Scott	5	3	5	60	1 / 1	1 / 1	0 / 2	2 / 2						
6	ROBSON Jonathan														
7	STOCK Johnathon												1		
8	GALLAUGHER Nicholas	6	3	3	100			1 / 1	2 / 2						
10	BLAISE Stephane	2	1	2	50					1 / 2					
13	TURECEK Lucas	6	3	4	75					1 / 2		2 / 2			
16	BRENNAN James														
29	FOGERTY Daniel														
Totals		27	15	28	54	3 / 3	3 / 3	4 / 11	4 / 8	2 / 4		2 / 2	1		

No.	Goalkeeper	Total			Saves / Shots							
		Saves	Shots	%	1-Pt All	1-Pt Spin	Spin	Inflight	Specialist	Goalkeeper	P6m	
16	BRENNAN James	8	27	30	0 / 2	0 / 2	5 / 15	2 / 8	0 / 1			1 / 1
Totals		8	27	30	0 / 2	0 / 2	5 / 15	2 / 8	0 / 1			1 / 1

CRO - Croatia

Headcoach: ROKAVEC Davor

Team time outs: 1

No.	Name	Total				Goals / Shots						Punishments			
		Points	Goals	Shots	%	1-Pt All	1-Pt Spin	Spin	Inflight	Specialist	Goalkeeper	P6m	SUS	RC	DQ
1	HENIGMAN David														
2	SANDRK Josip	4	2	3	67			0 / 1	2 / 2						
3	BEGONJA Dario														
4	DUMENCIC Ivan	2	1	1	100					1 / 1					
5	JURIC Ivan	12	6	10	60			6 / 10							
6	DIKIC Zvonimir	2	1	6	17			0 / 4	1 / 1			0 / 1			
7	SEMREN Matej	8	5	7	71	2 / 2	2 / 2	1 / 2	2 / 3				1		
8	LAUS Tomislav														
9	BURA Lucian	8	4	8	50			3 / 4	1 / 4						
10	MARKOVIC Dominik														
Totals		36	19	35	54	2 / 2	2 / 2	10 / 21	6 / 10	1 / 1		0 / 1	1		

No.	Goalkeeper	Total			Saves / Shots							
		Saves	Shots	%	1-Pt All	1-Pt Spin	Spin	Inflight	Specialist	Goalkeeper	P6m	
1	HENIGMAN David	5	17	29	0 / 3	0 / 3	3 / 5	2 / 5	0 / 2			0 / 2
10	MARKOVIC Dominik	0	3	0			0 / 2	0 / 1				
Totals		5	20	25	0 / 3	0 / 3	3 / 7	2 / 6	0 / 2			0 / 2

Team Comparison

	1st Period				2nd Period			
	Australia		Croatia		Australia		Croatia	
	Goals/Shots	Eff %	Goals/Shots	Eff %	Goals/Shots	Eff %	Goals/Shots	Eff %
Inflight	2 / 5	40	1 / 5	20	2 / 3	67	5 / 5	100
Spin Shots	1 / 4	25	8 / 12	67	3 / 7	43	2 / 9	22
Specialist Shots	2 / 3	67			0 / 1	0	1 / 1	100
1-Point Shots	2 / 2	100	2 / 2	100	1 / 1	100		
Goalkeeper Shots								
6-meter Shots	1 / 1	100			1 / 1	100	0 / 1	0
1-Point Spin Shots	2 / 2	100	2 / 2	100	1 / 1	100		

Timing and Results provided by TISSOT



Match No.: 14 Court 2

Results

Australia 0 vs 2 Croatia

REFEREES:

Palkovits David (HUN)

Szilvasi Gabor Gyorgy (HUN)

1st Period: 14 - 20

2nd Period: 13 - 16

AUS - Australia

No.	Name	Technical skills					TO
		Ass	ST	BS	R6	P6	
2	CAMPBELL Matthew						1
3	MOTTIN Christopher						2
4	NICHOLSON Scott			1			1
6	ROBSON Jonathan						
7	STOCK Johnathon						
8	GALLAUGHER Nicholas					1	3
10	BLAISE Stephane						2
13	TURECEK Lucas						
16	BRENNAN James						
29	FOGERTY Daniel						
Team							
Totals				1		1	9

CRO - Croatia

No.	Name	Technical skills					TO
		Ass	ST	BS	R6	P6	
1	HENIGMAN David						
2	SANDRK Josip		1	1			
3	BEGONJA Dario					1	
4	DUMENCIC Ivan						
5	JURIC Ivan						
6	DIKIC Zvonimir	3					
7	SEMREN Matej	1					1
8	LAUS Tomislav		1			1	
9	BURA Lucian						
10	MARKOVIC Dominik						
Team							
Totals		4	2	1		2	1

Running Score

AUS - CRO

1st Period

0 : 2	SEMREN M.
1 : 2	MOTTIN C.
1 : 4	BURA L.
1 : 5	SEMREN M.
1 : 7	JURIC I.
1 : 9	BURA L.
1 : 11	DIKIC Z.
3 : 11	NICHOLSON S.
4 : 11	NICHOLSON S.
6 : 11	BLAISE S.
6 : 13	JURIC I.
8 : 13	TURECEK L.
8 : 15	JURIC I.
10 : 15	TURECEK L.
10 : 16	SEMREN M.
10 : 18	JURIC I.
12 : 18	GALLAUGHER N.
12 : 20	BURA L.
14 : 20	GALLAUGHER N.

2nd Period

0 : 2	DUMENCIC I.
2 : 2	CAMPBELL M.
2 : 4	JURIC I.
4 : 4	CAMPBELL M.
4 : 6	SEMREN M.
4 : 8	SEMREN M.
6 : 8	TURECEK L.
6 : 10	JURIC I.
8 : 10	GALLAUGHER N.
8 : 12	SANDRK J.
9 : 12	MOTTIN C.
9 : 14	SANDRK J.
11 : 14	NICHOLSON S.
13 : 14	MOTTIN C.
13 : 16	BURA L.

LEGEND

1-Pt	1-Point-Shots	1-Pt Spin	1-Point-Spinshots	—	Struck out Players did not play	%	Efficiency
Ass	Assists	BS	Blocked Shots	DQ	Disqualifications	GK	Goalkeeper
Ind	Individual	No	Shirt Number	P6	Penalty Fouls	P6m	6m Penalty Shots
R6	Received 6m-Fouls	RC	Red Cards	Spec	Specialist	ST	Steals
SUS	Suspension	Spin	Spinshots	TO	Turnover		

Timing and Results provided by TISSOT



Match No.: 15 Court 1

Results

Poland 0 vs 2 Brazil

REFEREES:
Heel Al (QAT)
Yazeedi Al (QAT)1st Period: 14 - 18
2nd Period: 22 - 28

POL - Poland

Headcoach: KISIEL Krzysztof

Team time outs: 2

No.	Name	Total				Goals / Shots						Punishments			
		Points	Goals	Shots	%	1-Pt All	1-Pt Spin	Spin	Inflight	Specialist	Goalkeeper	P6m	SUS	RC	DQ
1	FIODOR Adrian														
3	ADAMSKI Kacper	2	1	3	33					1 / 3					
8	KOZHUCHOWSKI EMIL	4	2	3	67			1 / 2	1 / 1						
10	WLUDARCZAK Maciej	6	3	5	60			2 / 2	1 / 3						
20	ZAKRETA Lukasz		0	1	0						0 / 1				
23	SZCZUKOCKI Konrad														
32	RUPP Milosz	12	6	6	100			6 / 6							
51	WOJDAK Bartosz	12	6	11	55			3 / 6	2 / 4			1 / 1			
89	TROJANOWICZ Sebastian														
90	ORLOWSKI Mateusz													1	
Totals		36	18	29	62			12 / 16	4 / 8	1 / 3	0 / 1	1 / 1		1	

BRA - Brazil

Headcoach: GUERRA Antonio

No.	Name	Total				Goals / Shots						Punishments			
		Points	Goals	Shots	%	1-Pt All	1-Pt Spin	Spin	Inflight	Specialist	Goalkeeper	P6m	SUS	RC	DQ
1	ROSSA Cristiano														
5	AMARAL Nailson	8	4	4	100			2 / 2	2 / 2						
6	OLIVEIRA Bruno	16	8	10	80				1 / 1	7 / 9					
7	CLAUDIO Thiago	2	1	5	20			1 / 1	0 / 4						
10	PIRES Gil	16	8	10	80				8 / 10						
11	BARCELLOS Thiago		0	1	0	0 / 1									
14	MACHADO Marcelo														
17	WIRTZBIKI Pedro														
22	VIEIRA Diogo														
23	ESTEVEVES Wellington	4	2	2	100				2 / 2						
Totals		46	23	32	72	0 / 1		3 / 3	13 / 19	7 / 9					

Team Comparison

	1st Period				2nd Period			
	Poland		Brazil		Poland		Brazil	
	Goals/Shots	Eff %	Goals/Shots	Eff %	Goals/Shots	Eff %	Goals/Shots	Eff %
Inflight	2 / 4	50	4 / 8	50	2 / 4	50	9 / 11	82
Spin Shots	4 / 7	57	1 / 1	100	8 / 9	89	2 / 2	100
Specialist Shots	0 / 1	0	4 / 5	80	1 / 2	50	3 / 4	75
1-Point Shots			0 / 1	0				
Goalkeeper Shots	0 / 1	0						
6-meter Shots	1 / 1	100						
1-Point Spin Shots								



Match No.: 15 Court 1

Results

Poland 0 vs 2 Brazil

REFEREES:

Heel Al (QAT)

Yazeedi Al (QAT)

1st Period: 14 - 18

2nd Period: 22 - 28

POL - Poland

No.	Name	Technical skills					
		Ass	ST	BS	R6	P6	TO
1	FIODOR Adrian						
3	ADAMSKI Kacper						3
8	KOZHUCHOWSKI EMIL						1
10	WLUDARCZAK Maciej						1
20	ZAKRETA Lukasz	2					
23	SZCZUKOCKI Konrad			1			
32	RUPP Milosz						2
51	WOJDAK Bartosz	2					1
89	TROJANOWICZ Sebastian						
90	ORLOWSKI Mateusz			1			
Team							
Totals		4		2			8

BRA - Brazil

No.	Name	Technical skills					
		Ass	ST	BS	R6	P6	TO
1	ROSSA Cristiano						
5	AMARAL Nailson	3					
6	OLIVEIRA Bruno						
7	CLAUDIO Thiago	2					
10	PIRES Gil						3
11	BARCELLOS Thiago		1				
14	MACHADO Marcelo						
17	WIRTZBIKI Pedro						
22	VIEIRA Diogo		1				
23	ESTEVEES Wellington						1
Team							
Totals		5	2				4

Running Score

POL - BRA

1st Period

0 : 2	OLIVEIRA B.
0 : 4	OLIVEIRA B.
2 : 4	WOJDAK B.
2 : 6	PIRES G.
4 : 6	KOZHUCHKOWSI E.
4 : 8	PIRES G.
6 : 8	WOJDAK B.
6 : 10	PIRES G.
8 : 10	WLUDARCZAK M.
8 : 12	AMARAL N.
10 : 12	WOJDAK B.
10 : 14	OLIVEIRA B.
12 : 14	RUPP M.
12 : 16	AMARAL N.
12 : 18	OLIVEIRA B.
14 : 18	RUPP M.

2nd Period

0 : 2	OLIVEIRA B.
0 : 4	PIRES G.
2 : 4	WOJDAK B.
4 : 4	KOZHUCHKOWSI E.
4 : 6	PIRES G.
4 : 8	PIRES G.
4 : 10	PIRES G.
6 : 10	WLUDARCZAK M.
6 : 12	PIRES G.
8 : 12	RUPP M.
8 : 14	OLIVEIRA B.
8 : 16	AMARAL N.
8 : 18	OLIVEIRA B.
10 : 18	RUPP M.
10 : 20	AMARAL N.
10 : 22	OLIVEIRA B.
12 : 22	ADAMSKI K.
12 : 24	ESTEVEES W.
14 : 24	WLUDARCZAK M.
14 : 26	ESTEVEES W.
16 : 26	RUPP M.
16 : 28	CLAUDIO T.
18 : 28	RUPP M.
20 : 28	WOJDAK B.
22 : 28	WOJDAK B.

LEGEND

1-Pt	1-Point-Shots	1-Pt Spin	1-Point-Spinshots	—	Struck out Players did not play	%	Efficiency
Ass	Assists	BS	Blocked Shots	DQ	Disqualifications	GK	Goalkeeper
Ind	Individual	No	Shirt Number	P6	Penalty Fouls	P6m	6m Penalty Shots
R6	Received 6m-Fouls	RC	Red Cards	Spec	Specialist	ST	Steals
SUS	Suspension	Spin	Spinshots	TO	Turnover		

Timing and Results provided by TISSOT



Match No.: 16 Court 2

Results

Qatar 2 vs 0 Egypt

REFEREES:

Gawel Adyta (POL)

Jaworska Edyta Wieslawa (POL)

1st Period: 23 - 7

2nd Period: 23 - 10

QAT - Qatar

Headcoach: ALY Khaled

No.	Name	Total				Goals / Shots							Punishments		
		Points	Goals	Shots	%	1-Pt All	1-Pt Spin	Spin	Inflight	Specialist	Goalkeeper	P6m	SUS	RC	DQ
3	MORGAN AHMED	6	3	3	100			2/2	1/1						
4	DENGUIR AMIR	4	2	2	100			2/2							
7	HAMDOON HADI	6	3	6	50				1/2	2/4					
8	HASSAN MOHAMED	2	1	2	50					1/2					
12	YAFAI MOHSIN		0	1	0						0/1				
16	MAHFOUZ MOHAB														
17	MOHAMED MUTASEM	6	3	3	100				3/3						
24	KENAOUI SID	2	1	1	100			1/1							
90	KAKHI HANI	4	2	3	67			2/3							
92	ZOUAOUI ANIS	16	9	10	90	2/2	1/1	5/5	0/1			2/2			
Totals		46	24	31	77	2/2	1/1	12/13	5/7	3/6	0/1	2/2			

No.	Goalkeeper	Total			Saves / Shots						
		Saves	Shots	%	1-Pt All	1-Pt Spin	Spin	Inflight	Specialist	Goalkeeper	P6m
12	YAFAI MOHSIN	3	10	30	0/1	0/1	1/4		2/4		0/1
16	MAHFOUZ MOHAB	2	4	50			1/2		1/2		
Totals		7	16	44	0/1	0/1	3/7		4/7		0/1

EGY - Egypt

Headcoach: AMER Hassan Abdelfattah Mohamed

No.	Name	Total				Goals / Shots							Punishments		
		Points	Goals	Shots	%	1-Pt All	1-Pt Spin	Spin	Inflight	Specialist	Goalkeeper	P6m	SUS	RC	DQ
1	SERAGELDEEN HOSEEN ABDELAZIZ Mohame														
2	SHAABAN BAKR IMAM MOHAMED Mohamed														
4	TAREK ABDELNEM MOHAMED ABOUSALEM M	0	1	0						0/1					
5	SALEM SOLIMAN SALAMA Hany	0	2	0				0/2							
6	WAGIH RAGAB ALI RASLAN Mohamed	4	2	4	50			2/4					1		
7	SHAABAN GABER MOHAMED ELDRDERY Akma	8	4	12	33			1/3		3/9					
8	AHMED MOHAMED SABER EMAM Eslam	4	2	4	50			1/2		0/1		1/1			
10	MOHAMED ALI AHMED ALI ELGANAYNI Abd	0	1	0				0/1							
16	ELSAID MAHMOUD ABOUSABAA SOLIMAN Se														
23	ALY HASSANIN ABDELAAL YOUNES Essam	1	1	3	33	1/1	1/1	0/1	0/1				1		
Totals		17	9	27	33	1/1	1/1	4/13	0/1	3/11		1/1	2		

No.	Goalkeeper	Total			Saves / Shots						
		Saves	Shots	%	1-Pt All	1-Pt Spin	Spin	Inflight	Specialist	Goalkeeper	P6m
16	ELSAID MAHMOUD ABOUSABAA SOLIMAN Se	3	27	11	0/2	0/1	0/12	0/5	3/6		0/2
Totals		3	27	11	0/2	0/1	0/12	0/5	3/6		0/2

Team Comparison

	1st Period				2nd Period			
	Qatar		Egypt		Qatar		Egypt	
	Goals/Shots	Eff %	Goals/Shots	Eff %	Goals/Shots	Eff %	Goals/Shots	Eff %
Inflight	1/1	100			4/6	67	0/1	0
Spin Shots	8/9	89	2/7	29	4/4	100	2/6	33
Specialist Shots	1/3	33	0/5	0	2/3	67	3/6	50
1-Point Shots	1/1	100	1/1	100	1/1	100		
Goalkeeper Shots	0/1	0						
6-meter Shots	1/1	100	1/1	100	1/1	100		
1-Point Spin Shots			1/1	100	1/1	100		

Timing and Results provided by TISSOT



Match No.: 16 Court 2

Results

Qatar 2 vs 0 Egypt

REFEREES:

Gawel Adyta (POL)

Jaworska Edyta Wieslawa (POL)

1st Period: 23 - 7

2nd Period: 23 - 10

QAT - Qatar

No.	Name	Technical skills						TO
		Ass	ST	BS	R6	P6		
3	MORGAN AHMED			1				2
4	DENGUIR AMIR	1						1
7	HAMDOON HADI							
8	HASSAN MOHAMED							1
12	YAFAI MOHSIN							
16	MAHFOUZ MOHAB							
17	MOHAMED MUTASEM				1		1	
24	KENAOUI SID		1	1				
90	KAKHI HANI							
92	ZOUAOUI ANIS	1	2	1				
Team								
Totals		2	3	3	1	1		4

Running Score

QAT - EGY

1st Period

ZOUAOUI A.	2	: 0	
ZOUAOUI A.	3	: 0	
	3	: 2	SHAABAN GABER MOHAMED ELD A.
ZOUAOUI A.	5	: 2	
MORGAN A.	7	: 2	
KAKHI H.	9	: 2	
ZOUAOUI A.	11	: 2	
	11	: 3	ALY HASSANIN ABDELAAL YOU E.
ZOUAOUI A.	13	: 3	
	13	: 5	AHMED MOHAMED SABER EMAM E.
KAKHI H.	15	: 5	
MORGAN A.	17	: 5	
MORGAN A.	19	: 5	
KENAOUI S.	21	: 5	
	21	: 7	WAGIH RAGAB ALI RASLAN M.
HAMDOON H.	23	: 7	

EGY - Egypt

No.	Name	Technical skills						TO
		Ass	ST	BS	R6	P6		
1	SERAGELDEEN HOSEEN ABDELAZIZ Mohame							
2	SHAABAN BAKR IMAM MOHAMED Mohamed							
4	TAREK ABDELNMEM MOHAMED ABOUSALEM M							1
5	SALEM SOLIMAN SALAMA Hany						1	1
6	WAGIH RAGAB ALI RASLAN Mohamed							1
7	SHAABAN GABER MOHAMED ELDRDERY Akma							4
8	AHMED MOHAMED SABER EMAM Eslam		1					1
10	MOHAMED ALI AHMED ALI ELGANAYNI Abd							1
16	ELSAID MAHMOUD ABOUSABAA SOLIMAN Se							
23	ALY HASSANIN ABDELAAL YOUNES Essam				1			3
Team								
Totals			1		1	2		11

2nd Period

HAMDOON H.	2	: 0	
	2	: 2	SHAABAN GABER MOHAMED ELD A.
DENGUIR A.	4	: 2	
DENGUIR A.	6	: 2	
	6	: 4	SHAABAN GABER MOHAMED ELD A.
ZOUAOUI A.	8	: 4	
ZOUAOUI A.	9	: 4	
	9	: 6	AHMED MOHAMED SABER EMAM E.
HASSAN M.	11	: 6	
ZOUAOUI A.	13	: 6	
ZOUAOUI A.	15	: 6	
MOHAMED M.	17	: 6	
HAMDOON H.	19	: 6	
	19	: 8	SHAABAN GABER MOHAMED ELD A.
MOHAMED M.	21	: 8	
	21	: 10	WAGIH RAGAB ALI RASLAN M.
MOHAMED M.	23	: 10	

LEGEND

1-Pt	1-Point-Shots	1-Pt Spin	1-Point-Spinshots	—	Struck out Players did not play	%	Efficiency
Ass	Assists	BS	Blocked Shots	DQ	Disqualifications	GK	Goalkeeper
Ind	Individual	No	Shirt Number	P6	Penalty Fouls	P6m	6m Penalty Shots
R6	Received 6m-Fouls	RC	Red Cards	Spec	Specialist	ST	Steals
SUS	Suspension	Spin	Spinshots	TO	Turnover		

Timing and Results provided by TISSOT



Match No.: 1 Court 1

Results

Hungary 2 vs 0 Poland

REFEREES:

1st Period: 26 - 24
2nd Period: 17 - 16

HUN - Hungary

Headcoach: GULYAS István

Team time outs: 2

No.	Name	Total				Goals / Shots							Punishments			
		Points	Goals	Shots	%	1-Pt All	1-Pt Spin	Spin	Inflight	Specialist	Goalkeeper	P6m	SUS	RC	DQ	
1	VITARIS Norbert															
2	ZAKICS Bence															
6	NAGY András															
7	VIZES Patrik	16	8	9	89					8 / 9						
8	GABORI Máté															
15	GYENE Norbert	4	2	3	67			2 / 3								
20	NAHAJ László															
23	JOHN András	9	5	7	71	1 / 1	1 / 1	4 / 6								
24	KUN Attila	14	7	11	64				7 / 11							
33	PRICZEL Bence															
Totals		43	22	30	73	1 / 1	1 / 1	6 / 9	7 / 11	8 / 9						

No.	Goalkeeper	Total			Saves / Shots						
		Saves	Shots	%	1-Pt All	1-Pt Spin	Spin	Inflight	Specialist	Goalkeeper	P6m
1	VITARIS Norbert	3	16	19			1 / 5	1 / 3	1 / 7		0 / 1
20	NAHAJ László	5	12	42			3 / 8	2 / 2	0 / 1		0 / 1
Totals		8	28	29			4 / 13	3 / 5	1 / 8		0 / 2

POL - Poland

Headcoach: KISIEL Krzysztof

Team time outs: 2

No.	Name	Total				Goals / Shots							Punishments			
		Points	Goals	Shots	%	1-Pt All	1-Pt Spin	Spin	Inflight	Specialist	Goalkeeper	P6m	SUS	RC	DQ	
1	FIODOR Adrian															
3	ADAMSKI Kacper	14	7	8	88					7 / 8						
8	KOZHUCHOWSKI EMIL	6	3	5	60			1 / 1	2 / 4							
10	WLUDARCZAK Maciej															
20	ZAKRETA Lukasz															
23	SZCZUKOCKI Konrad															
32	RUPP Miłosz	6	3	5	60			3 / 5								
51	WOJDAK Bartosz	14	7	13	54			5 / 8	0 / 3		2 / 2					
89	TROJANOWICZ Sebastian															
90	ORLOWSKI Mateusz															
Totals		40	20	31	65			9 / 14	2 / 7	7 / 8	2 / 2					

Team Comparison

	1st Period				2nd Period			
	Hungary		Poland		Hungary		Poland	
	Goals/Shots	Eff %	Goals/Shots	Eff %	Goals/Shots	Eff %	Goals/Shots	Eff %
Inflight	4 / 6	67	2 / 4	50	3 / 5	60	0 / 3	0
Spin Shots	4 / 5	80	4 / 5	80	2 / 4	50	5 / 9	56
Specialist Shots	5 / 5	100	4 / 5	80	3 / 4	75	3 / 3	100
1-Point Shots					1 / 1	100		
Goalkeeper Shots								
6-meter Shots			2 / 2	100				
1-Point Spin Shots					1 / 1	100		

Timing and Results provided by  TISSOT



Match No.: 1 Court 1

Results

Hungary 2 vs 0 Poland

REFEREES:

1st Period: 26 - 24
2nd Period: 17 - 16

HUN - Hungary

No.	Name	Technical skills						TO
		Ass	ST	BS	R6	P6		
1	VITARIS Norbert							
2	ZAKICS Bence	1						
6	NAGY András			2				
7	VIZES Patrik							
8	GABORI Máté							
15	GYENE Norbert	4						
20	NAHAJ László							
23	JOHN András							
24	KUN Attila	1						
33	PRICZEL Bence							
Team							2	
Totals		6		2			2	

POL - Poland

No.	Name	Technical skills						TO
		Ass	ST	BS	R6	P6		
1	FIODOR Adrian							
3	ADAMSKI Kacper							
8	KOZHUCHOWSKI EMIL							
10	WLUDARCZAK Maciej							
20	ZAKRETA Lukasz							
23	SZCZUKOCKI Konrad							
32	RUPP Milosz							
51	WOJDAK Bartosz	1						
89	TROJANOWICZ Sebastian							
90	ORLOWSKI Mateusz							
Team							3	
Totals		1					3	

Running Score

HUN - POL

1st Period

JOHN A.	2 : 0	
	2 : 2	WOJDAK B.
	2 : 4	KOZHUCHKOWSI E.
JOHN A.	4 : 4	
	4 : 6	ADAMSKI K.
KUN A.	6 : 6	
VIZES P.	8 : 6	
KUN A.	10 : 6	
	10 : 8	WOJDAK B.
VIZES P.	12 : 8	
KUN A.	14 : 8	
	14 : 10	WOJDAK B.
KUN A.	16 : 10	
	16 : 12	ADAMSKI K.
GYENE N.	18 : 12	
	18 : 14	ADAMSKI K.
	18 : 16	RUPP M.
VIZES P.	20 : 16	
	20 : 18	ADAMSKI K.
	20 : 20	RUPP M.
VIZES P.	22 : 20	
	22 : 22	WOJDAK B.
GYENE N.	24 : 22	
	24 : 24	KOZHUCHKOWSI E.
VIZES P.	26 : 24	

2nd Period

	0 : 2	WOJDAK B.
KUN A.	2 : 2	
	2 : 4	ADAMSKI K.
	2 : 6	KOZHUCHKOWSI E.
JOHN A.	4 : 6	
	4 : 8	ADAMSKI K.
VIZES P.	6 : 8	
	6 : 10	ADAMSKI K.
	6 : 12	WOJDAK B.
JOHN A.	8 : 12	
JOHN A.	9 : 12	
	9 : 14	WOJDAK B.
	9 : 16	RUPP M.
KUN A.	11 : 16	
VIZES P.	13 : 16	
KUN A.	15 : 16	
VIZES P.	17 : 16	

LEGEND

1-Pt	1-Point-Shots	1-Pt Spin	1-Point-Spinshots	—	Struck out Players did not play	%	Efficiency
Ass	Assists	BS	Blocked Shots	DQ	Disqualifications	GK	Goalkeeper
Ind	Individual	No	Shirt Number	P6	Penalty Fouls	P6m	6m Penalty Shots
R6	Received 6m-Fouls	RC	Red Cards	Spec	Specialist	ST	Steals
SUS	Suspension	Spin	Spinshots	TO	Turnover		

Timing and Results provided by TISSOT



Match No.: 2 Court 1

Results

Croatia 2 vs 0 Egypt

REFEREES:

1st Period: 25 - 10
2nd Period: 34 - 13

CRO - Croatia

Headcoach: ROKAVEC Davor

No.	Name	Total				Goals / Shots						Punishments			
		Points	Goals	Shots	%	1-Pt All	1-Pt Spin	Spin	Inflight	Specialist	Goalkeeper	P6m	SUS	RC	DQ
1	HENIGMAN David														
2	SANDRK Josip	10	5	6	83				5 / 6				1		
3	BEGONJA Dario														
4	DUMENCIC Ivan	14	7	10	70					7 / 10					
5	JURIC Ivan	12	6	8	75			4 / 5	2 / 3						
6	DIKIC Zvonimir	5	3	3	100	1 / 1	1 / 1	2 / 2							
7	SEMREN Matej	6	3	5	60			2 / 3	1 / 2						
8	LAUS Tomislav														
9	BURA Lucian	12	6	6	100			5 / 5				1 / 1			
10	MARKOVIC Dominik														
Totals		59	30	38	79	1 / 1	1 / 1	13 / 15	8 / 11	7 / 10		1 / 1	1		

No.	Goalkeeper	Total			Saves / Shots						
		Saves	Shots	%	1-Pt All	1-Pt Spin	Spin	Inflight	Specialist	Goalkeeper	P6m
10	MARKOVIC Dominik	3	12	25	0 / 3	0 / 3	2 / 5	1 / 2	0 / 2		
Totals		7	20	35	0 / 3	0 / 3	5 / 10	1 / 3	1 / 4		

EGY - Egypt

Headcoach: AMER Hassan Abdelfattah Mohamed

No.	Name	Total				Goals / Shots						Punishments			
		Points	Goals	Shots	%	1-Pt All	1-Pt Spin	Spin	Inflight	Specialist	Goalkeeper	P6m	SUS	RC	DQ
1	SERAGELDEEN HOSEEN ABDELAZIZ Mohame														
2	SHAABAN BAKR IMAM MOHAMED Mohamed	2	1	1	100					1 / 1					
4	TAREK ABDELMMEM MOHAMED ABOUSALEM M												1		
5	SALEM SOLIMAN SALAMA Hany	4	2	6	33			2 / 6							
6	WAGIH RAGAB ALI RASLAN Mohamed	2	1	2	50				1 / 2				1		
7	SHAABAN GABER MOHAMED ELDRERY Akma	4	3	7	43	2 / 2	2 / 2	1 / 5							
8	AHMED MOHAMED SABER EMAM Eslam	6	3	4	75			2 / 2		1 / 2					
10	MOHAMED ALI AHMED ALI ELGANAYNI Abd	2	1	3	33					1 / 3					
16	ELSAID MAHMOUD ABOUSABAA SOLIMAN Se														
23	ALY HASSANIN ABDELAAL YOUNES Essam	3	2	5	40	1 / 1	1 / 1	0 / 1	1 / 3						
Totals		23	13	28	46	3 / 3	3 / 3	5 / 14	2 / 5	3 / 6			2		

No.	Goalkeeper	Total			Saves / Shots						
		Saves	Shots	%	1-Pt All	1-Pt Spin	Spin	Inflight	Specialist	Goalkeeper	P6m
1	SERAGELDEEN HOSEEN ABDELAZIZ Mohame	2	12	17			0 / 6	1 / 3	1 / 3		
16	ELSAID MAHMOUD ABOUSABAA SOLIMAN Se	4	24	17	0 / 1	0 / 1	1 / 8	1 / 7	2 / 7		0 / 1
Totals		6	36	17	0 / 1	0 / 1	1 / 14	2 / 10	3 / 10		0 / 1

Team Comparison

	1st Period				2nd Period			
	Croatia		Egypt		Croatia		Egypt	
	Goals/Shots	Eff %	Goals/Shots	Eff %	Goals/Shots	Eff %	Goals/Shots	Eff %
Inflight	1 / 3	33	1 / 2	50	7 / 8	88	1 / 3	33
Spin Shots	6 / 7	86	2 / 6	33	7 / 8	88	3 / 8	38
Specialist Shots	5 / 8	63	2 / 4	50	2 / 2	100	1 / 2	50
1-Point Shots	1 / 1	100					3 / 3	100
Goalkeeper Shots								
6-meter Shots					1 / 1	100		
1-Point Spin Shots	1 / 1	100					3 / 3	100

Timing and Results provided by  TISSOT



Match No.: 2 Court 1

Results

Croatia 2 vs 0 Egypt

REFEREES:

1st Period: 25 - 10

2nd Period: 34 - 13

CRO - Croatia

No.	Name	Technical skills					
		Ass	ST	BS	R6	P6	TO
1	HENIGMAN David						
2	SANDRK Josip						
3	BEGONJA Dario						
4	DUMENCIC Ivan	1					
5	JURIC Ivan	1					
6	DIKIC Zvonimir	1					
7	SEMREN Matej			3			
8	LAUS Tomislav			2			
9	BURA Lucian	3			1		
10	MARKOVIC Dominik						
Team							
Totals		6		5	1		

Running Score

CRO - EGY

1st Period

JURIC I.	2	:	0
DUMENCIC I.	4	:	0
DUMENCIC I.	4	:	2
DUMENCIC I.	6	:	2
DUMENCIC I.	6	:	4
BURA L.	8	:	4
DUMENCIC I.	10	:	4
DUMENCIC I.	10	:	6
DIKIC Z.	11	:	6
DIKIC Z.	13	:	6
DUMENCIC I.	15	:	6
DUMENCIC I.	15	:	8
SEMREN M.	17	:	8
SEMREN M.	19	:	8
DUMENCIC I.	21	:	8
DUMENCIC I.	21	:	10
SEMREN M.	23	:	10
BURA L.	25	:	10

EGY - Egypt

No.	Name	Technical skills					
		Ass	ST	BS	R6	P6	TO
1	SERAGELDEEN HOSEEN ABDELAZIZ Mohame						
2	SHAABAN BAKR IMAM MOHAMED Mohamed	1					2
4	TAREK ABDELNMEM MOHAMED ABOUSALEM M						1
5	SALEM SOLIMAN SALAMA Hany						
6	WAGIH RAGAB ALI RASLAN Mohamed						
7	SHAABAN GABER MOHAMED ELDRDERY Akma						1
8	AHMED MOHAMED SABER EMAM Eslam	1					1
10	MOHAMED ALI AHMED ALI ELGANAYNI Abd						1
16	ELSAID MAHMOUD ABOUSABAA SOLIMAN Se						
23	ALY HASSANIN ABDELAAL YOUNES Essam						
Team							1
Totals		2					7

2nd Period

DUMENCIC I.	2	:	0
DUMENCIC I.	2	:	1
BURA L.	4	:	1
BURA L.	4	:	2
BURA L.	6	:	2
JURIC I.	8	:	2
DIKIC Z.	10	:	2
BURA L.	12	:	2
BURA L.	14	:	2
SANDRK J.	16	:	2
SANDRK J.	16	:	3
SANDRK J.	18	:	3
SANDRK J.	18	:	5
JURIC I.	20	:	5
JURIC I.	20	:	7
DUMENCIC I.	22	:	7
JURIC I.	24	:	7
JURIC I.	24	:	9
JURIC I.	24	:	11
JURIC I.	26	:	11
SANDRK J.	28	:	11
SANDRK J.	28	:	13
SANDRK J.	30	:	13
SANDRK J.	32	:	13
JURIC I.	34	:	13

LEGEND

1-Pt	1-Point-Shots	1-Pt Spin	1-Point-Spinshots	—	Struck out Players did not play	%	Efficiency
Ass	Assists	BS	Blocked Shots	DQ	Disqualifications	GK	Goalkeeper
Ind	Individual	No	Shirt Number	P6	Penalty Fouls	P6m	6m Penalty Shots
R6	Received 6m-Fouls	RC	Red Cards	Spec	Specialist	ST	Steals
SUS	Suspension	Spin	Spinshots	TO	Turnover		

Timing and Results provided by TISSOT



Match No.: 3 Court 1

Results

Poland 0 vs 2 Croatia

REFEREES:

1st Period: 12 - 28
2nd Period: 16 - 22

POL - Poland

Headcoach: KISIEL Krzysztof

Team time outs: 1

No.	Name	Total				Goals / Shots							Punishments		
		Points	Goals	Shots	%	1-Pt All	1-Pt Spin	Spin	Inflight	Specialist	Goalkeeper	P6m	SUS	RC	DQ
1	FIODOR Adrian		0	2	0						0 / 2				
3	ADAMSKI Kacper	8	4	8	50					4 / 8					
8	KOZHUCHOWSKI EMIL	6	3	6	50				3 / 6						
10	WLUDARCZAK Maciej	2	1	4	25			0 / 1	1 / 3						
20	ZAKRETA Lukasz														
23	SZCZUKOCKI Konrad	2	1	1	100			1 / 1							
32	RUPP Milosz	2	1	5	20			1 / 5					1		
51	WOJDAK Bartosz	8	4	9	44			2 / 5	2 / 4				1		
89	TROJANOWICZ Sebastian		0	2	0					0 / 2					
90	ORLOWSKI Mateusz														
Totals		28	14	37	38			4 / 12	6 / 13	4 / 10	0 / 2		2		

CRO - Croatia

Headcoach: ROKAVEC Davor

No.	Name	Total				Goals / Shots							Punishments		
		Points	Goals	Shots	%	1-Pt All	1-Pt Spin	Spin	Inflight	Specialist	Goalkeeper	P6m	SUS	RC	DQ
1	HENIGMAN David														
2	SANDRK Josip	2	1	1	100			1 / 1					1		
3	BEGONJA Dario														
4	DUMENCIC Ivan	2	1	3	33					1 / 3					
5	JURIC Ivan	8	4	5	80			4 / 5							
6	DIKIC Zvonimir	10	6	7	86	2 / 2		3 / 4				1 / 1			
7	SEMREN Matej	10	5	7	71			4 / 5	1 / 2				1		
8	LAUS Tomislav														
9	BURA Lucian	18	9	13	69			3 / 5	4 / 6			2 / 2	1		
10	MARKOVIC Dominik														
Totals		50	26	36	72	2 / 2		15 / 20	5 / 8	1 / 3		3 / 3	3		

Team Comparison

	1st Period				2nd Period			
	Poland		Croatia		Poland		Croatia	
	Goals/Shots	Eff %	Goals/Shots	Eff %	Goals/Shots	Eff %	Goals/Shots	Eff %
Inflight	3 / 8	38	3 / 5	60	3 / 5	60	2 / 3	67
Spin Shots	2 / 7	29	8 / 10	80	2 / 5	40	7 / 10	70
Specialist Shots	1 / 2	50	1 / 1	100	3 / 8	38	0 / 2	0
1-Point Shots							2 / 2	100
Goalkeeper Shots					0 / 2	0		
6-meter Shots			2 / 2	100			1 / 1	100
1-Point Spin Shots								



Match No.: 3 Court 1

Results

Poland 0 vs 2 Croatia

REFEREES:

1st Period: 12 - 28

2nd Period: 16 - 22

POL - Poland

No.	Name	Technical skills					
		Ass	ST	BS	R6	P6	TO
1	FIODOR Adrian						
3	ADAMSKI Kacper	1					
8	KOZHUCHOWSKI EMIL						
10	WLUDARCZAK Maciej						1
20	ZAKRETA Lukasz						
23	SZCZUKOCKI Konrad		1				
32	RUPP Milosz	1				1	1
51	WOJDAK Bartosz	1					1
89	TROJANOWICZ Sebastian						1
90	ORLOWSKI Mateusz						
Team							
Totals		3	1			1	4

CRO - Croatia

No.	Name	Technical skills					
		Ass	ST	BS	R6	P6	TO
1	HENIGMAN David						
2	SANDRK Josip			1			
3	BEGONJA Dario			1			
4	DUMENCIC Ivan						
5	JURIC Ivan						
6	DIKIC Zvonimir	1					1
7	SEMREN Matej	5					2
8	LAUS Tomislav						
9	BURA Lucian	2					1
10	MARKOVIC Dominik	1					
Team							
Totals		9		2			4

Running Score

POL - CRO

1st Period

0 : 2 JURIC I.

0 : 4 SEMREN M.

0 : 6 DIKIC Z.

0 : 8 BURA L.

0 : 10 JURIC I.

0 : 12 SEMREN M.

ADAMSKI K. 2 : 12

2 : 14 DUMENCIC I.

WOJDAK B. 4 : 14

WOJDAK B. 6 : 14

6 : 16 BURA L.

8 : 16

8 : 18 JURIC I.

8 : 20 BURA L.

8 : 22 DIKIC Z.

8 : 24 BURA L.

WLUDARCZAK M. 10 : 24

10 : 26 SEMREN M.

12 : 26

12 : 28 BURA L.

2nd Period

KOZHUCHKOWSI E. 2 : 0

WOJDAK B. 4 : 0

4 : 2 BURA L.

4 : 4 DIKIC Z.

4 : 5 DIKIC Z.

4 : 7 BURA L.

ADAMSKI K. 6 : 7

6 : 9 BURA L.

6 : 10 DIKIC Z.

KOZHUCHKOWSI E. 8 : 10

8 : 12 DIKIC Z.

ADAMSKI K. 10 : 12

10 : 14 BURA L.

ADAMSKI K. 12 : 14

12 : 16 SEMREN M.

KOZHUCHKOWSI E. 14 : 16

14 : 18 SEMREN M.

14 : 20 JURIC I.

14 : 22 SANDRK J.

SZCZUKOCKI K. 16 : 22

LEGEND							
1-Pt	1-Point-Shots	1-Pt Spin	1-Point-Spinshots	—	Struck out Players did not play	%	Efficiency
Ass	Assists	BS	Blocked Shots	DQ	Disqualifications	GK	Goalkeeper
Ind	Individual	No	Shirt Number	P6	Penalty Fouls	P6m	6m Penalty Shots
R6	Received 6m-Fouls	RC	Red Cards	Spec	Specialist	ST	Steals
SUS	Suspension	Spin	Spinshots	TO	Turnover		

Timing and Results provided by TISSOT



Match No.: 4 Court 1

Results

Egypt 0 vs 2 Hungary

REFEREES:

1st Period: 14 - 19
2nd Period: 12 - 23

EGY - Egypt

Headcoach: AMER Hassan Abdelfattah Mohamed

No.	Name	Total				Goals / Shots							Punishments			
		Points	Goals	Shots	%	1-Pt All	1-Pt Spin	Spin	Inflight	Specialist	Goalkeeper	P6m	SUS	RC	DQ	
1	SERAGELDEEN HOSEEN ABDELAZIZ Mohame															
2	SHAABAN BAKR IMAM MOHAMED Mohamed	2	1	1	100					1 / 1						
4	TAREK ABDELNEM MOHAMED ABOUSALEM M		0	1	0					0 / 1						
5	SALEM SOLIMAN SALAMA Hany		0	3	0			0 / 3								
6	WAGIH RAGAB ALI RASLAN Mohamed	6	3	3	100				3 / 3							
7	SHAABAN GABER MOHAMED ELDRDERY Akma	2	1	4	25			1 / 3		0 / 1						
8	AHMED MOHAMED SABER EMAM Eslam	14	7	12	58			0 / 3		6 / 8		1 / 1				
10	MOHAMED ALI AHMED ALI ELGANAYNI Abd															
16	ELSAID MAHMOUD ABOUSABAA SOLIMAN Se															
23	ALY HASSANIN ABDELAAL YOUNES Essam	2	1	5	20			0 / 3	1 / 2							
Totals		26	13	29	45			1 / 12	4 / 5	7 / 11		1 / 1				

No.	Goalkeeper	Total			Saves / Shots						
		Saves	Shots	%	1-Pt All	1-Pt Spin	Spin	Inflight	Specialist	Goalkeeper	P6m
16	ELSAID MAHMOUD ABOUSABAA SOLIMAN Se	4	26	15	0 / 2		2 / 10	2 / 8	0 / 4	0 / 2	
Totals		4	26	15	0 / 2		2 / 10	2 / 8	0 / 4	0 / 2	

HUN - Hungary

Headcoach: GULYAS István

No.	Name	Total				Goals / Shots							Punishments			
		Points	Goals	Shots	%	1-Pt All	1-Pt Spin	Spin	Inflight	Specialist	Goalkeeper	P6m	SUS	RC	DQ	
1	VITARIS Norbert	4	2	2	100						2 / 2					
2	ZAKICS Bence															
6	NAGY András															
7	VIZES Patrik	8	4	4	100					4 / 4						
8	GABORI Máté	10	6	9	67	2 / 2		4 / 6	0 / 1							
15	GYENE Norbert															
20	NAHAJ László															
23	JOHN András	10	5	6	83			3 / 4	2 / 2							
24	KUN Attila	10	5	8	63			1 / 1	4 / 7							
33	PRICZEL Bence															
Totals		42	22	29	76	2 / 2		8 / 11	6 / 10	4 / 4	2 / 2					

Team Comparison

	1st Period				2nd Period			
	Egypt		Hungary		Egypt		Hungary	
	Goals/Shots	Eff %	Goals/Shots	Eff %	Goals/Shots	Eff %	Goals/Shots	Eff %
Inflight	2 / 3	67	3 / 5	60	2 / 2	100	3 / 5	60
Spin Shots	1 / 6	17	4 / 4	100	0 / 6	0	4 / 7	57
Specialist Shots	3 / 5	60	2 / 2	100	4 / 6	67	2 / 2	100
1-Point Shots			1 / 1	100			1 / 1	100
Goalkeeper Shots							2 / 2	100
6-meter Shots	1 / 1	100						
1-Point Spin Shots								

Timing and Results provided by  TISSOT



Match No.: 4 Court 1

Results

Egypt 0 vs 2 Hungary

REFEREES:

1st Period: 14 - 19

2nd Period: 12 - 23

EGY - Egypt

No.	Name	Technical skills					
		Ass	ST	BS	R6	P6	TO
1	SERAGELDEEN HOSEEN ABDELAZIZ Mohame						
2	SHAABAN BAKR IMAM MOHAMED Mohamed						
4	TAREK ABDELNMEN MOHAMED ABOUSALEM M						
5	SALEM SOLIMAN SALAMA Hany	1					
6	WAGIH RAGAB ALI RASLAN Mohamed						1
7	SHAABAN GABER MOHAMED ELDRDERY Akma						1
8	AHMED MOHAMED SABER EMAM Eslam						
10	MOHAMED ALI AHMED ALI ELGANAYNI Abd						
16	ELSAID MAHMOUD ABOUSABAA SOLIMAN Se						
23	ALY HASSANIN ABDELAAL YOUNES Essam						1
Team							
Totals		1					3

Running Score

EGY - HUN

1st Period

0 : 2	GABORI M.
2 : 2	SHAABAN GABER MOHAMED ELD A.
4 : 2	AHMED MOHAMED SABER EMAM E.
4 : 4	JOHN A.
4 : 6	VIZES P.
6 : 6	AHMED MOHAMED SABER EMAM E.
6 : 8	VIZES P.
8 : 8	AHMED MOHAMED SABER EMAM E.
8 : 10	JOHN A.
10 : 10	AHMED MOHAMED SABER EMAM E.
10 : 12	JOHN A.
12 : 12	WAGIH RAGAB ALI RASLAN M.
12 : 14	JOHN A.
14 : 14	WAGIH RAGAB ALI RASLAN M.
14 : 16	KUN A.
14 : 18	GABORI M.
14 : 19	GABORI M.

HUN - Hungary

No.	Name	Technical skills					
		Ass	ST	BS	R6	P6	TO
1	VITARIS Norbert						
2	ZAKICS Bence	1		1			
6	NAGY András						1
7	VIZES Patrik						
8	GABORI Máté	5					
15	GYENE Norbert						
20	NAHAJ László						
23	JOHN András	1		1			
24	KUN Attila	6					1
33	PRICZEL Bence						
Team							
Totals		13		2			2

2nd Period

2 : 0	SHAABAN BAKR IMAM MOHAMED M.
2 : 2	KUN A.
2 : 4	JOHN A.
4 : 4	ALY HASSANIN ABDELAAL YOU E.
4 : 6	GABORI M.
6 : 6	AHMED MOHAMED SABER EMAM E.
6 : 8	KUN A.
8 : 8	AHMED MOHAMED SABER EMAM E.
8 : 10	VIZES P.
10 : 10	AHMED MOHAMED SABER EMAM E.
10 : 12	VITARIS N.
12 : 12	WAGIH RAGAB ALI RASLAN M.
12 : 14	KUN A.
12 : 15	GABORI M.
12 : 17	VITARIS N.
12 : 19	GABORI M.
12 : 21	KUN A.
12 : 23	VIZES P.

LEGEND							
1-Pt	1-Point-Shots	1-Pt Spin	1-Point-Spinshots	—	Struck out Players did not play	%	Efficiency
Ass	Assists	BS	Blocked Shots	DQ	Disqualifications	GK	Goalkeeper
Ind	Individual	No	Shirt Number	P6	Penalty Fouls	P6m	6m Penalty Shots
R6	Received 6m-Fouls	RC	Red Cards	Spec	Specialist	ST	Steals
SUS	Suspension	Spin	Spinshots	TO	Turnover		

Timing and Results provided by TISSOT



Match No.: 5 Court 1

Results

Egypt 0 vs 2 Poland

REFEREES:
Andusic Irena (SRB)
Pantic Anja (SRB)

1st Period: 11 - 26
2nd Period: 7 - 24

EGY - Egypt

Headcoach: AMER Hassan Abdelfattah Mohamed

No.	Name	Total				Goals / Shots							Punishments		
		Points	Goals	Shots	%	1-Pt All	1-Pt Spin	Spin	Inflight	Specialist	Goalkeeper	P6m	SUS	RC	DQ
1	SERAGELDEEN HOSEEN ABDELAZIZ Mohame														
2	SHAABAN BAKR IMAM MOHAMED Mohamed														
4	TAREK ABDELMMEM MOHAMED ABOUSALEM M														
5	SALEM SOLIMAN SALAMA Hany	2	2	5	40	2 / 2	1 / 1	0 / 3							
6	WAGIH RAGAB ALI RASLAN Mohamed	1	1	1	100	1 / 1									
7	SHAABAN GABER MOHAMED ELDRDERY Akma	3	3	7	43	3 / 3	3 / 3	0 / 3		0 / 1					
8	AHMED MOHAMED SABER EMAM Eslam	6	3	6	50					3 / 6					
10	MOHAMED ALI AHMED ALI ELGANAYNI Abd		0	2	0			0 / 2							
16	ELSAID MAHMOUD ABOUSABAA SOLIMAN Se														
23	ALY HASSANIN ABDELAAL YOUNES Essam	6	3	5	60			2 / 3	1 / 2				1		
Totals		18	12	26	46	6 / 6	4 / 4	2 / 11	1 / 2	3 / 7			1		

No.	Goalkeeper	Total			Saves / Shots						
		Saves	Shots	%	1-Pt All	1-Pt Spin	Spin	Inflight	Specialist	Goalkeeper	P6m
16	ELSAID MAHMOUD ABOUSABAA SOLIMAN Se	0	23	0			0 / 7	0 / 8	0 / 5	0 / 2	0 / 1
Totals		0	25	0			0 / 8	0 / 9	0 / 5	0 / 2	0 / 1

POL - Poland

Headcoach: KISIEL Krzysztof

No.	Name	Total				Goals / Shots							Punishments		
		Points	Goals	Shots	%	1-Pt All	1-Pt Spin	Spin	Inflight	Specialist	Goalkeeper	P6m	SUS	RC	DQ
1	FIODOR Adrian														
3	ADAMSKI Kacper	4	2	2	100					2 / 2					
8	KOZHUCHOWSKI EMIL	10	5	5	100			1 / 1	4 / 4						
10	WLUDARCZAK Maciej	2	1	2	50			1 / 1	0 / 1						
20	ZAKRETA Lukasz	4	2	2	100						2 / 2				
23	SZCZUKOCKI Konrad														
32	RUPP Miłosz	6	3	3	100			2 / 2		1 / 1					
51	WOJDAK Bartosz	12	6	6	100			3 / 3	2 / 2			1 / 1			
89	TROJANOWICZ Sebastian	4	2	2	100					2 / 2					
90	ORLOWSKI Mateusz	8	4	4	100			1 / 1	3 / 3						
Totals		50	25	26	96			8 / 8	9 / 10	5 / 5	2 / 2	1 / 1			

Team Comparison

	1st Period				2nd Period			
	Egypt		Poland		Egypt		Poland	
	Goals/Shots	Eff %	Goals/Shots	Eff %	Goals/Shots	Eff %	Goals/Shots	Eff %
Inflight	1 / 1	100	2 / 2	100	0 / 1	0	7 / 8	88
Spin Shots	2 / 8	25	5 / 5	100	0 / 3	0	3 / 3	100
Specialist Shots	1 / 2	50	3 / 3	100	2 / 5	40	2 / 2	100
1-Point Shots	3 / 3	100			3 / 3	100		
Goalkeeper Shots			2 / 2	100				
6-meter Shots			1 / 1	100				
1-Point Spin Shots	2 / 2	100			2 / 2	100		



Match No.: 5 Court 1

Results

Egypt 0 vs 2 Poland

REFEREES:
Andusic Irena (SRB)
Pantic Anja (SRB)

1st Period: 11 - 26
2nd Period: 7 - 24

EGY - Egypt

No.	Name	Technical skills						TO
		Ass	ST	BS	R6	P6		
1	SERAGELDEEN HOSEEN ABDELAZIZ Mohame							
2	SHAABAN BAKR IMAM MOHAMED Mohamed							1
4	TAREK ABDELMNEM MOHAMED ABOUSALEM M							
5	SALEM SOLIMAN SALAMA Hany							
6	WAGIH RAGAB ALI RASLAN Mohamed		1					4
7	SHAABAN GABER MOHAMED ELDRDERY Akma	1						1
8	AHMED MOHAMED SABER EMAM Eslam							1
10	MOHAMED ALI AHMED ALI ELGANAYNI Abd							
16	ELSAID MAHMOUD ABOUSABAA SOLIMAN Se							1
23	ALY HASSANIN ABDELAAL YOUNES Essam							
Team								1
Totals		1	1					9

POL - Poland

No.	Name	Technical skills						TO
		Ass	ST	BS	R6	P6		
1	FIODOR Adrian							1
3	ADAMSKI Kacper							
8	KOZHUCHOWSKI EMIL	1		1				
10	WLUDARCZAK Maciej			1				1
20	ZAKRETA Lukasz							
23	SZCZUKOCKI Konrad			2				
32	RUPP Milosz	5						
51	WOJDAK Bartosz							2
89	TROJANOWICZ Sebastian							1
90	ORLOWSKI Mateusz		1	1				2
Team								
Totals		6	1	5				7

Running Score

EGY - POL

1st Period

0 : 2	WOJDAK B.
0 : 4	KOZHUCHKOWSI E.
0 : 6	RUPP M.
0 : 8	KOZHUCHKOWSI E.
1 : 8	SHAABAN GABER MOHAMED ELDA.
1 : 10	ADAMSKI K.
3 : 10	ALY HASSANIN ABDELAAL YOU E.
3 : 12	ZAKRETA U.
5 : 12	ALY HASSANIN ABDELAAL YOU E.
5 : 14	WOJDAK B.
5 : 16	WLUDARCZAK M.
7 : 16	ALY HASSANIN ABDELAAL YOU E.
7 : 18	KOZHUCHKOWSI E.
9 : 18	AHMED MOHAMED SABER EMAM E.
9 : 20	WOJDAK B.
9 : 22	TROJANOWICZ S.
10 : 22	SALEM SOLIMAN SALAMA H.
10 : 24	ZAKRETA U.
11 : 24	SALEM SOLIMAN SALAMA H.
11 : 26	RUPP M.

2nd Period

1 : 0	SHAABAN GABER MOHAMED ELDA.
1 : 2	RUPP M.
1 : 4	WOJDAK B.
2 : 4	SHAABAN GABER MOHAMED ELDA.
2 : 6	ADAMSKI K.
2 : 8	WOJDAK B.
2 : 10	KOZHUCHKOWSI E.
3 : 10	WAGIH RAGAB ALI RASLAN M.
3 : 12	KOZHUCHKOWSI E.
3 : 14	WOJDAK B.
3 : 16	ORLOWSKI M.
5 : 16	AHMED MOHAMED SABER EMAM E.
5 : 18	ORLOWSKI M.
7 : 18	AHMED MOHAMED SABER EMAM E.
7 : 20	TROJANOWICZ S.
7 : 22	ORLOWSKI M.
7 : 24	ORLOWSKI M.

LEGEND							
1-Pt	1-Point-Shots	1-Pt Spin	1-Point-Spinshots	—	Struck out Players did not play	%	Efficiency
Ass	Assists	BS	Blocked Shots	DQ	Disqualifications	GK	Goalkeeper
Ind	Individual	No	Shirt Number	P6	Penalty Fouls	P6m	6m Penalty Shots
R6	Received 6m-Fouls	RC	Red Cards	Spec	Specialist	ST	Steals
SUS	Suspension	Spin	Spinshots	TO	Turnover		

Timing and Results provided by  TISSOT



Match No.: 6 Court 2

Results

Croatia 1 vs 2 Hungary

REFEREES:

Cardone Luciano (ITA)
Manuele Sebastiano (ITA)

1st Period: 24 - 20

2nd Period: 23 - 25

Shootout: 8 - 9

CRO - Croatia

Headcoach: ROKAVEC Davor

Team time outs: 2

No.	Name	Total				Goals / Shots						Punishments			
		Points	Goals	Shots	%	1-Pt All	1-Pt Spin	Spin	Inflight	Specialist	Goalkeeper	P6m	SUS	RC	DQ
1	HENIGMAN David														
2	SANDRK Josip	8	4	8	50			2 / 5	2 / 3				1		
3	BEGONJA Dario														
4	DUMENCIC Ivan	10	5	8	63	0 / 1		1 / 1		4 / 6					
5	JURIC Ivan	14	7	10	70			6 / 9	1 / 1				1		
6	DIKIC Zvonimir	6	3	4	75			2 / 3	1 / 1						
7	SEMREN Matej	2	1	4	25			0 / 2	1 / 2						
8	LAUS Tomislav														
9	BURA Lucian	15	8	10	80	1 / 1	1 / 1	5 / 6				2 / 3			
10	MARKOVIC Dominik														
Totals		55	28	44	64	1 / 2	1 / 1	16 / 26	5 / 7	4 / 6		2 / 3	2		

No.	Goalkeeper	Total			Saves / Shots						
		Saves	Shots	%	1-Pt All	1-Pt Spin	Spin	Inflight	Specialist	Goalkeeper	P6m
1	HENIGMAN David	4	15	27			1 / 7	2 / 4	1 / 2	0 / 1	0 / 1
4	DUMENCIC Ivan										
5	JURIC Ivan										
10	MARKOVIC Dominik	5	16	31	0 / 3	0 / 1	3 / 9	2 / 4			
Totals		13	42	31	0 / 4	0 / 2	5 / 18	7 / 15	1 / 3	0 / 1	0 / 1

HUN - Hungary

Headcoach: GULYAS Istvan

Team time outs: 1

No.	Name	Total				Goals / Shots						Punishments			
		Points	Goals	Shots	%	1-Pt All	1-Pt Spin	Spin	Inflight	Specialist	Goalkeeper	P6m	SUS	RC	DQ
1	VITARIS Norbert	2	1	1	100						1 / 1				
2	ZAKICS Bence	10	6	6	100	2 / 2	2 / 2	4 / 4							
6	NAGY András														
7	VIZES Patrik	5	3	3	100	1 / 1			1 / 1	1 / 1					
8	GABORI Máté	6	3	6	50			3 / 6					1		
15	GYENE Norbert	12	6	8	75			3 / 4	1 / 1	1 / 2		1 / 1			
20	NAHAJ László														
23	JOHN András	16	8	14	57			3 / 6	5 / 8						
24	KUN Attila	2	1	5	20				1 / 5						
33	PRICZEL Bence	1	1	1	100	1 / 1									
Totals		54	29	44	66	4 / 4	2 / 2	13 / 20	8 / 15	2 / 3	1 / 1	1 / 1	1		

No.	Goalkeeper	Total			Saves / Shots						
		Saves	Shots	%	1-Pt All	1-Pt Spin	Spin	Inflight	Specialist	Goalkeeper	P6m
1	VITARIS Norbert	3	16	19	0 / 1		2 / 8	1 / 4	0 / 2		0 / 1
20	NAHAJ László	4	15	27	1 / 1		1 / 7	0 / 3	1 / 2		1 / 2
Totals		9	37	24	1 / 2	0 / 1	4 / 20	1 / 6	2 / 6		1 / 3

Team Comparison

	1st Period				2nd Period			
	Croatia		Hungary		Croatia		Hungary	
	Goals/Shots	Eff %	Goals/Shots	Eff %	Goals/Shots	Eff %	Goals/Shots	Eff %
Inflight	2 / 3	67	5 / 9	56	3 / 4	75	3 / 6	50
Spin Shots	7 / 10	70	3 / 5	60	5 / 11	45	6 / 11	55
Specialist Shots	2 / 4	50	1 / 1	100	2 / 2	100	1 / 2	50
1-Point Shots			2 / 2	100	1 / 2	50	1 / 1	100
Goalkeeper Shots								
1-Point Spin Shots	1 / 1	100	2 / 2	100	1 / 1	100	1 / 1	100



Match No.: 6 Court 2

Results

Croatia 1 vs 2 Hungary

REFEREES:

Cardone Luciano (ITA)
Manuele Sebastiano (ITA)

1st Period: 24 - 20

2nd Period: 23 - 25

Shootout: 8 - 9

CRO - Croatia

No.	Name	Technical skills					
		Ass	ST	BS	R6	P6	TO
1	HENIGMAN David						
2	SANDRK Josip						
3	BEGONJA Dario		1				
4	DUMENCIC Ivan						
5	JURIC Ivan	1					1
6	DIKIC Zvonimir	1					1
7	SEMREN Matej						1
8	LAUS Tomislav						
9	BURA Lucian						
10	MARKOVIC Dominik	1					
Team							
Totals		3	1				3

HUN - Hungary

No.	Name	Technical skills					
		Ass	ST	BS	R6	P6	TO
1	VITARIS Norbert						
2	ZAKICS Bence	1					
6	NAGY András			1		2	
7	VIZES Patrik						2
8	GABORI Máté						
15	GYENE Norbert	1					
20	NAHAJ László						
23	JOHN András		1				1
24	KUN Attila						
33	PRICZEL Bence		1			1	
Team							
Totals		2	2	1		3	3

Running Score

CRO - HUN

1st Period

DIKIC Z.	2	: 0
DUMENCIC I.	4	: 0
4	: 2	GYENE N.
4	: 4	KUN A.
BURA L.	6	: 4
6	: 6	VIZES P.
JURIC I.	8	: 6
8	: 8	JOHN A.
BURA L.	10	: 8
DUMENCIC I.	12	: 8
12	: 9	ZAKICS B.
BURA L.	14	: 9
14	: 11	JOHN A.
14	: 13	JOHN A.
SEMREN M.	16	: 13
16	: 15	GYENE N.
DIKIC Z.	18	: 15
18	: 16	ZAKICS B.
JURIC I.	20	: 16
20	: 18	ZAKICS B.
JURIC I.	22	: 18
22	: 20	GYENE N.
SANDRK J.	24	: 20

2nd Period

0	: 2	JOHN A.
DUMENCIC I.	2	: 2
2	: 4	VITARIS N.
DUMENCIC I.	4	: 4
4	: 6	GABORI M.
SANDRK J.	6	: 6
6	: 8	GYENE N.
SANDRK J.	8	: 8
8	: 10	GABORI M.
BURA L.	10	: 10
10	: 12	GYENE N.
10	: 14	ZAKICS B.
SANDRK J.	12	: 14
JURIC I.	14	: 14
BURA L.	16	: 14
16	: 16	JOHN A.
BURA L.	18	: 16
18	: 18	ZAKICS B.
JURIC I.	20	: 18
JURIC I.	22	: 18
BURA L.	23	: 18
23	: 20	VIZES P.
23	: 22	JOHN A.
23	: 24	JOHN A.
23	: 25	PRICZEL B.

Shootout

JURIC I.	2	: 0
2	: 2	JOHN A.
DIKIC Z.	4	: 2
4	: 4	GABORI M.
4	: 6	GYENE N.
BURA L.	6	: 6
6	: 8	ZAKICS B.
DUMENCIC I.	8	: 8
8	: 9	VIZES P.


Timing and Results provided by TISSOT



Match No.: 6 Court 2

Results

LEGEND							
1-Pt	1-Point-Shots	1-Pt Spin	1-Point-Spinshots	—	Struck out Players did not play	%	Efficiency
Ass	Assists	BS	Blocked Shots	DQ	Disqualifications	GK	Goalkeeper
Ind	Individual	No	Shirt Number	P6	Penalty Fouls	P6m	6m Penalty Shots
R6	Received 6m-Fouls	RC	Red Cards	Spec	Specialist	ST	Steals
SUS	Suspension	Spin	Spinshots	TO	Turnover		

Timing and Results provided by  **TISSOT**



Match No.: 7 Court 1

Results

Brazil 2 vs 0 Uruguay

REFEREES:

1st Period: 25 - 16
2nd Period: 23 - 10

BRA - Brazil

Headcoach: GUERRA Antonio

No.	Name	Total				Goals / Shots							Punishments			
		Points	Goals	Shots	%	1-Pt All	1-Pt Spin	Spin	Inflight	Specialist	Goalkeeper	P6m	SUS	RC	DQ	
1	ROSSA Cristiano															
5	AMARAL Nailson	10	5	7	71			0 / 1	5 / 6							
6	OLIVEIRA Bruno	10	5	5	100					5 / 5						
7	CLAUDIO Thiago	5	3	4	75	1 / 1	1 / 1	1 / 1	1 / 2							
10	PIRES Gil	17	9	11	82	1 / 1	1 / 1	2 / 2	6 / 8							
11	BARCELLOS Thiago															
14	MACHADO Marcelo															
17	WIRTZBIKI Pedro		0	1	0						0 / 1					
22	VIEIRA Diogo															
23	ESTEVES Wellington	6	3	6	50				3 / 6							
Totals		48	25	34	74	2 / 2	2 / 2	3 / 4	15 / 22	5 / 5	0 / 1					

No.	Goalkeeper	Total			Saves / Shots						
		Saves	Shots	%	1-Pt All	1-Pt Spin	Spin	Inflight	Specialist	Goalkeeper	P6m
1	ROSSA Cristiano	6	14	43			2 / 6	2 / 3	1 / 3		1 / 2
17	WIRTZBIKI Pedro	5	10	50			3 / 4	1 / 3	1 / 3		
Totals		11	24	46			5 / 10	3 / 6	2 / 6		1 / 2

URU - Uruguay


Headcoach: BALLETO MARTINEZ Gaston Pedro

No.	Name	Total				Goals / Shots							Punishments			
		Points	Goals	Shots	%	1-Pt All	1-Pt Spin	Spin	Inflight	Specialist	Goalkeeper	P6m	SUS	RC	DQ	
3	ADLER BONIFACINO Felipe	2	1	2	50			1 / 2								
5	OHOLEGUY GRUB Matias		0	1	0			0 / 1								
7	RODRIGUEZ MAYADO Santiago	10	5	9	56			2 / 2		2 / 5		1 / 2				
8	BERNAL ALGARE Rodrigo	4	2	3	67			1 / 2	1 / 1							
10	SEQUEIRA SARAVIA Martin Francisco	2	1	2	50			0 / 1	1 / 1							
13	PORRO DALERA Juan Jose	4	2	2	100					2 / 2						
16	GONZALEZ ALLOZA Felipe															
17	SEQUEIRA SARAVIA Fernando Ariel		0	1	0					0 / 1						
36	ROSTAGNO RIOS Cristhian David	4	2	8	25			1 / 4	1 / 4							
44	SAGASTI TRIAS Sebastian															
Totals		26	13	29	45	0 / 1		5 / 12	3 / 6	4 / 8		1 / 2				

No.	Goalkeeper	Total			Saves / Shots						
		Saves	Shots	%	1-Pt All	1-Pt Spin	Spin	Inflight	Specialist	Goalkeeper	P6m
16	GONZALEZ ALLOZA Felipe	2	13	15	0 / 1	0 / 1	1 / 4	1 / 7	0 / 1		
17	SEQUEIRA SARAVIA Fernando Ariel	0	12	0	0 / 1	0 / 1		0 / 8	0 / 3		
Totals		2	27	7	0 / 2	0 / 2	1 / 4	1 / 16	0 / 5		

Team Comparison

	1st Period				2nd Period			
	Brazil		Uruguay		Brazil		Uruguay	
	Goals/Shots	Eff %	Goals/Shots	Eff %	Goals/Shots	Eff %	Goals/Shots	Eff %
Inflight	7 / 10	70	1 / 3	33	8 / 12	67	2 / 3	67
Spin Shots	3 / 4	75	4 / 7	57			1 / 5	20
Specialist Shots	2 / 2	100	2 / 2	100	3 / 3	100	2 / 6	33
1-Point Shots	1 / 1	100	0 / 1	0	1 / 1	100		
Goalkeeper Shots					0 / 1	0		
6-meter Shots			1 / 1	100			0 / 1	0
1-Point Spin Shots	1 / 1	100			1 / 1	100		

Timing and Results provided by  TISSOT



Match No.: 7 Court 1

Results

Brazil 2 vs 0 Uruguay

REFEREES:

1st Period: 25 - 16

2nd Period: 23 - 10

BRA - Brazil

No.	Name	Technical skills					
		Ass	ST	BS	R6	P6	TO
1	ROSSA Cristiano						
5	AMARAL Nailson						
6	OLIVEIRA Bruno						
7	CLAUDIO Thiago	2					
10	PIRES Gil						
11	BARCELLOS Thiago						
14	MACHADO Marcelo						
17	WIRTZBIKI Pedro						
22	VIEIRA Diogo	1		1			
23	ESTEVEZ Wellington	1					
Team							2
Totals		4		1			2

URU - Uruguay

No.	Name	Technical skills					
		Ass	ST	BS	R6	P6	TO
3	ADLER BONIFACINO Felipe						
5	OHOLEGUY GRUB Matias			1			
7	RODRIGUEZ MAYADO Santiago	2					
8	BERNAL ALGARE Rodrigo						
10	SEQUEIRA SARAVIA Martin Francisco						
13	PORRO DALERA Juan Jose						
16	GONZALEZ ALLOZA Felipe						
17	SEQUEIRA SARAVIA Fernando Ariel						
36	ROSTAGNO RIOS Cristhian David						
44	SAGASTI TRIAS Sebastian						
Team							8
Totals		2		1			8

Running Score

BRA - URU

1st Period

PIRES G.	2	:	0
OLIVEIRA B.	4	:	0
CLAUDIO T.	4	:	2
CLAUDIO T.	6	:	2
CLAUDIO T.	6	:	4
OLIVEIRA B.	7	:	4
OLIVEIRA B.	9	:	4
ESTEVEZ W.	9	:	6
ESTEVEZ W.	11	:	6
ESTEVEZ W.	11	:	8
ESTEVEZ W.	11	:	10
ESTEVEZ W.	11	:	12
ESTEVEZ W.	13	:	12
PIRES G.	15	:	12
PIRES G.	17	:	12
PIRES G.	19	:	12
PIRES G.	21	:	12
PIRES G.	21	:	14
AMARAL N.	23	:	14
AMARAL N.	23	:	16
AMARAL N.	25	:	16

2nd Period

AMARAL N.	2	:	0
AMARAL N.	2	:	2
OLIVEIRA B.	4	:	2
PIRES G.	6	:	2
PIRES G.	6	:	4
AMARAL N.	8	:	4
ESTEVEZ W.	10	:	4
CLAUDIO T.	12	:	4
PIRES G.	14	:	4
PIRES G.	14	:	6
OLIVEIRA B.	16	:	6
OLIVEIRA B.	16	:	8
AMARAL N.	18	:	8
AMARAL N.	18	:	10
PIRES G.	20	:	10
PIRES G.	21	:	10
OLIVEIRA B.	23	:	10

LEGEND

1-Pt	1-Point-Shots	1-Pt Spin	1-Point-Spinshots	—	Struck out Players did not play	%	Efficiency
Ass	Assists	BS	Blocked Shots	DQ	Disqualifications	GK	Goalkeeper
Ind	Individual	No	Shirt Number	P6	Penalty Fouls	P6m	6m Penalty Shots
R6	Received 6m-Fouls	RC	Red Cards	Spec	Specialist	ST	Steals
SUS	Suspension	Spin	Spinshots	TO	Turnover		

Timing and Results provided by TISSOT



Match No.: 8 Court 2

Results

Qatar 2 vs 0 Australia

REFEREES:

1st Period: 17 - 15
2nd Period: 17 - 16

QAT - Qatar

Headcoach: ALY KHALED

Team time outs: 2

No.	Name	Total				Goals / Shots							Punishments					
		Points	Goals	Shots	%	1-Pt All	1-Pt Spin	Spin	Inflight	Specialist	Goalkeeper	P6m	SUS	RC	DQ			
3	MORGAN AHMED	3	2	3	67	1 / 1	1 / 1	0 / 1	1 / 1							1		
4	DENGUIR AMIR	10	5	5	100			2 / 2	1 / 1	2 / 2								
7	HAMDOON HADI		0	1	0				0 / 1									
8	HASSAN MOHAMED	10	5	8	63					4 / 7		1 / 1						
12	YAFAI MOHSIN	2	1	1	100						1 / 1							
16	MAHFOUZ MOHAB																	
17	MOHAMED MUTASEM																	
17	MOHAMED MUTASEM																	
24	KENAOUI SID																	
90	KAKHI HANI	5	3	7	43	1 / 1		2 / 2	0 / 4									
92	ZOUAOUI ANIS	4	2	2	100			1 / 1				1 / 1						
Totals		34	18	27	67	2 / 2	1 / 1	5 / 6	2 / 7	6 / 9	1 / 1	2 / 2	1					

No.	Goalkeeper	Total			Saves / Shots						
		Saves	Shots	%	1-Pt All	1-Pt Spin	Spin	Inflight	Specialist	Goalkeeper	P6m
12	YAFAI MOHSIN	4	20	20	0 / 1	0 / 1	3 / 10	0 / 2	0 / 6		1 / 1
16	MAHFOUZ MOHAB										
Totals		4	20	20	0 / 1	0 / 1	3 / 10	0 / 2	0 / 6		1 / 1

AUS - Australia

Headcoach: WEISS Patrik

No.	Name	Total				Goals / Shots							Punishments					
		Points	Goals	Shots	%	1-Pt All	1-Pt Spin	Spin	Inflight	Specialist	Goalkeeper	P6m	SUS	RC	DQ			
2	CAMPBELL Matthew	6	3	4	75			3 / 4										
3	MOTTIN Christopher	6	3	5	60			3 / 5										
4	NICHOLSON Scott	2	1	1	100			1 / 1										
6	ROBSON Jonathan																	
7	STOCK Johnathon																	
8	GALLAUGHER Nicholas	5	3	6	50	1 / 1	1 / 1	0 / 1	2 / 3	0 / 1								
10	BLAISE Stephane	10	5	8	63					5 / 6		0 / 2						
13	TURECEK Lucas	2	1	4	25					1 / 4								
16	BRENNAN James																	
29	FOGERTY Daniel																	1
Totals		31	16	28	57	1 / 1	1 / 1	7 / 11	2 / 3	6 / 11		0 / 2	1					

No.	Goalkeeper	Total			Saves / Shots						
		Saves	Shots	%	1-Pt All	1-Pt Spin	Spin	Inflight	Specialist	Goalkeeper	P6m
16	BRENNAN James	3	21	14	0 / 2	0 / 1	0 / 5	1 / 3	2 / 8	0 / 1	0 / 2
Totals		3	21	14	0 / 2	0 / 1	0 / 5	1 / 3	2 / 8	0 / 1	0 / 2

Team Comparison

	1st Period				2nd Period			
	Qatar		Australia		Qatar		Australia	
	Goals/Shots	Eff %	Goals/Shots	Eff %	Goals/Shots	Eff %	Goals/Shots	Eff %
Inflight	2 / 5	40	1 / 1	100	0 / 2	0	1 / 2	50
Spin Shots	1 / 1	100	3 / 6	50	4 / 5	80	4 / 5	80
Specialist Shots	4 / 6	67	3 / 4	75	2 / 3	67	3 / 7	43
1-Point Shots	1 / 1	100	1 / 1	100	1 / 1	100		
Goalkeeper Shots	1 / 1	100						
6-meter Shots			0 / 1	0	2 / 2	100	0 / 1	0
1-Point Spin Shots			1 / 1	100	1 / 1	100		

Timing and Results provided by  TISSOT



Match No.: 8 Court 2

Results

Qatar 2 vs 0 Australia

REFEREES:

1st Period: 17 - 15

2nd Period: 17 - 16

QAT - Qatar

No.	Name	Technical skills					
		Ass	ST	BS	R6	P6	TO
3	MORGAN AHMED		1	1			
4	DENGUIR AMIR						
7	HAMDOON HADI						1
8	HASSAN MOHAMED	2		1			
12	YAFAI MOHSIN						
16	MAHFOUZ MOHAB						
17	MOHAMED MUTASEM						
17	MOHAMED MUTASEM						
24	KENAOUI SID			4			
90	KAKHI HANI				1		
92	ZOUAOUI ANIS	1			1		
Team							2
Totals		3	1	6	2		3

Running Score

QAT - AUS

1st Period

YAFAI M.	2 : 0	
	2 : 2	NICHOLSON S.
HASSAN M.	4 : 2	
	4 : 4	MOTTIN C.
HASSAN M.	6 : 4	
	6 : 5	GALLAUGHER N.
	6 : 7	TURECEK L.
MORGAN A.	8 : 7	
ZOUAOUI A.	10 : 7	
	10 : 9	BLAISE S.
HASSAN M.	12 : 9	
	12 : 11	GALLAUGHER N.
DENGUIR A.	14 : 11	
	14 : 13	MOTTIN C.
HASSAN M.	16 : 13	
KAKHI H.	17 : 13	
	17 : 15	BLAISE S.

AUS - Australia

No.	Name	Technical skills					
		Ass	ST	BS	R6	P6	TO
2	CAMPBELL Matthew						
3	MOTTIN Christopher	1			2		
4	NICHOLSON Scott						
6	ROBSON Jonathan						
7	STOCK Johnathon						
8	GALLAUGHER Nicholas						
10	BLAISE Stephane						
13	TURECEK Lucas						
16	BRENNAN James						
29	FOGERTY Daniel						
Team							4
Totals		1			2		4

2nd Period

	0 : 2	GALLAUGHER N.
KAKHI H.	2 : 2	
	2 : 4	CAMPBELL M.
DENGUIR A.	4 : 4	
	4 : 6	CAMPBELL M.
DENGUIR A.	6 : 6	
	6 : 8	MOTTIN C.
ZOUAOUI A.	8 : 8	
	8 : 10	BLAISE S.
DENGUIR A.	10 : 10	
	10 : 12	CAMPBELL M.
MORGAN A.	11 : 12	
DENGUIR A.	13 : 12	
	13 : 14	BLAISE S.
HASSAN M.	15 : 14	
KAKHI H.	17 : 14	
	17 : 16	BLAISE S.

LEGEND

1-Pt	1-Point-Shots	1-Pt Spin	1-Point-Spinshots	—	Struck out Players did not play	%	Efficiency
Ass	Assists	BS	Blocked Shots	DQ	Disqualifications	GK	Goalkeeper
Ind	Individual	No	Shirt Number	P6	Penalty Fouls	P6m	6m Penalty Shots
R6	Received 6m-Fouls	RC	Red Cards	Spec	Specialist	ST	Steals
SUS	Suspension	Spin	Spinshots	TO	Turnover		

Timing and Results provided by TISSOT



Match No.: 9 Court 1

Results

Australia 0 vs 2 Brazil

REFEREES:

1st Period: 18 - 23
2nd Period: 16 - 23

AUS - Australia

Headcoach: WEISS Patrik

No.	Name	Total				Goals / Shots						Punishments			
		Points	Goals	Shots	%	1-Pt All	1-Pt Spin	Spin	Inflight	Specialist	Goalkeeper	P6m	SUS	RC	DQ
2	CAMPBELL Matthew		0	2	0			0 / 1	0 / 1						
3	MOTTIN Christopher	4	2	5	40			2 / 4		0 / 1					
4	NICHOLSON Scott	8	4	4	100			2 / 2	2 / 2						
6	ROBSON Jonathan														
7	STOCK Johnathon														
8	GALLAUGHER Nicholas	8	4	8	50			1 / 2	3 / 6						
10	BLAISE Stephane	4	2	4	50					2 / 4					
13	TURECEK Lucas	10	5	7	71			1 / 1		3 / 5		1 / 1			
16	BRENNAN James														
29	FOGERTY Daniel														
Totals		34	17	30	57			6 / 10	5 / 9	5 / 10		1 / 1			

No.	Goalkeeper	Total			Saves / Shots						
		Saves	Shots	%	1-Pt All	1-Pt Spin	Spin	Inflight	Specialist	Goalkeeper	P6m
16	BRENNAN James	5	29	17	0 / 2		1 / 9	4 / 13	0 / 3		0 / 2
Totals		5	29	17	0 / 2		1 / 9	4 / 13	0 / 3		0 / 2

BRA - Brazil

Headcoach: GUERRA Antonio

No.	Name	Total				Goals / Shots						Punishments			
		Points	Goals	Shots	%	1-Pt All	1-Pt Spin	Spin	Inflight	Specialist	Goalkeeper	P6m	SUS	RC	DQ
1	ROSSA Cristiano		0	1	0	0 / 1									
5	AMARAL Nailson	8	4	6	67			3 / 4	0 / 1			1 / 1			
6	OLIVEIRA Bruno	10	5	6	83			1 / 1	1 / 2	3 / 3					
7	CLAUDIO Thiago	8	4	10	40			2 / 5	1 / 4			1 / 1			
10	PIRES Gil	17	9	9	100	1 / 1		2 / 2	6 / 6						
11	BARCELLOS Thiago														
14	MACHADO Marcelo												1		
17	WIRTZBIKI Pedro														
22	VIEIRA Diogo														
23	ESTEVEVES Wellington	3	2	2	100	1 / 1			1 / 1						
Totals		46	24	34	71	2 / 3		8 / 12	9 / 14	3 / 3		2 / 2	1		

No.	Goalkeeper	Total			Saves / Shots						
		Saves	Shots	%	1-Pt All	1-Pt Spin	Spin	Inflight	Specialist	Goalkeeper	P6m
1	ROSSA Cristiano	9	26	35			3 / 9	3 / 8	3 / 8		0 / 1
Totals		10	27	37			3 / 9	3 / 8	4 / 9		0 / 1

Team Comparison

	1st Period				2nd Period			
	Australia		Brazil		Australia		Brazil	
	Goals/Shots	Eff %	Goals/Shots	Eff %	Goals/Shots	Eff %	Goals/Shots	Eff %
Inflight	4 / 5	80	5 / 7	71	1 / 4	25	4 / 7	57
Spin Shots	4 / 4	100	5 / 6	83	2 / 6	33	3 / 6	50
Specialist Shots	1 / 5	20			4 / 5	80	3 / 3	100
1-Point Shots			1 / 2	50			1 / 1	100
Goalkeeper Shots								
6-meter Shots			1 / 1	100	1 / 1	100	1 / 1	100
1-Point Spin Shots								

Timing and Results provided by  TISSOT



Match No.: 9 Court 1

Results

Australia 0 vs 2 Brazil

REFEREES:

1st Period: 18 - 23

2nd Period: 16 - 23

AUS - Australia

No.	Name	Technical skills					TO
		Ass	ST	BS	R6	P6	
2	CAMPBELL Matthew						
3	MOTTIN Christopher				1		1
4	NICHOLSON Scott						1
6	ROBSON Jonathan						1
7	STOCK Johnathon					1	
8	GALLAUGHER Nicholas						
10	BLAISE Stephane						1
13	TURECEK Lucas						1
16	BRENNAN James						
29	FOGERTY Daniel						
Team							
Totals					1	1	5

BRA - Brazil

No.	Name	Technical skills					TO
		Ass	ST	BS	R6	P6	
1	ROSSA Cristiano						
5	AMARAL Nailson						
6	OLIVEIRA Bruno						
7	CLAUDIO Thiago	1		1			
10	PIRES Gil	1					
11	BARCELLOS Thiago					1	
14	MACHADO Marcelo				1		
17	WIRTZBIKI Pedro						
22	VIEIRA Diogo	1					
23	ESTEVEVES Wellington	1					1
Team							3
Totals		4		1	1	1	4

Running Score

AUS - BRA

1st Period

0 : 2	CLAUDIO T.
0 : 4	CLAUDIO T.
2 : 4	TURECEK L.
4 : 4	NICHOLSON S.
4 : 6	PIRES G.
6 : 6	BLAISE S.
8 : 6	GALLAUGHER N.
8 : 8	PIRES G.
8 : 9	PIRES G.
10 : 9	GALLAUGHER N.
10 : 11	OLIVEIRA B.
10 : 13	CLAUDIO T.
12 : 13	MOTTIN C.
12 : 15	CLAUDIO T.
12 : 17	PIRES G.
14 : 17	MOTTIN C.
14 : 19	PIRES G.
14 : 21	OLIVEIRA B.
16 : 21	NICHOLSON S.
18 : 21	GALLAUGHER N.
18 : 23	AMARAL N.

2nd Period

0 : 2	OLIVEIRA B.
0 : 4	PIRES G.
2 : 4	TURECEK L.
2 : 6	PIRES G.
4 : 6	GALLAUGHER N.
4 : 7	ESTEVEVES W.
4 : 9	AMARAL N.
6 : 9	NICHOLSON S.
6 : 11	OLIVEIRA B.
6 : 13	ESTEVEVES W.
8 : 13	BLAISE S.
8 : 15	PIRES G.
8 : 17	AMARAL N.
10 : 17	TURECEK L.
10 : 19	OLIVEIRA B.
10 : 21	AMARAL N.
12 : 21	NICHOLSON S.
12 : 23	PIRES G.
14 : 23	TURECEK L.
16 : 23	TURECEK L.

LEGEND							
1-Pt	1-Point-Shots	1-Pt Spin	1-Point-Spinshots	—	Struck out Players did not play	%	Efficiency
Ass	Assists	BS	Blocked Shots	DQ	Disqualifications	GK	Goalkeeper
Ind	Individual	No	Shirt Number	P6	Penalty Fouls	P6m	6m Penalty Shots
R6	Received 6m-Fouls	RC	Red Cards	Spec	Specialist	ST	Steals
SUS	Suspension	Spin	Spinshots	TO	Turnover		

Timing and Results provided by TISSOT



Match No.: 10 Court 2

Results

Uruguay 0 vs 2 Qatar

REFEREES:

1st Period: 7 - 30
2nd Period: 18 - 22

URU - Uruguay

Headcoach: BALLETO MARTINEZ Gaston Pedro

Team time outs: 1

No.	Name	Total				Goals / Shots							Punishments			
		Points	Goals	Shots	%	1-Pt All	1-Pt Spin	Spin	Inflight	Specialist	Goalkeeper	P6m	SUS	RC	DQ	
3	ADLER BONIFACINO Felipe		0	1	0				0 / 1							
5	OHOLEGUY GRUB Matias															
7	RODRIGUEZ MAYADO Santiago	10	6	10	60	2 / 2	1 / 1	3 / 6				1 / 2				
8	BERNAL ALGARE Rodrigo		0	4	0	0 / 1		0 / 1	0 / 2				1			
10	SEQUEIRA SARAVIA Martin Francisco		0	3	0			0 / 3					1			
13	PORRO DALERA Juan Jose	6	3	4	75					3 / 4			1			
16	GONZALEZ ALLOZA Felipe	2	1	3	33					1 / 3						
17	SEQUEIRA SARAVIA Fernando Ariel	4	2	2	100					2 / 2						
36	ROSTAGNO RIOS Cristhian David	1	1	4	25	1 / 1		0 / 2	0 / 1							
44	SAGASTI TRIAS Sebastian	2	1	2	50					1 / 2						
Totals		25	14	33	42	3 / 4	1 / 1	3 / 12	0 / 4	7 / 11		1 / 2	3			

No.	Goalkeeper	Total			Saves / Shots						
		Saves	Shots	%	1-Pt All	1-Pt Spin	Spin	Inflight	Specialist	Goalkeeper	P6m
17	SEQUEIRA SARAVIA Fernando Ariel	4	23	17			0 / 3	4 / 15	0 / 4		0 / 1
44	SAGASTI TRIAS Sebastian	0	8	0	0 / 2	0 / 2	0 / 3	0 / 3			
Totals		4	31	13	0 / 2	0 / 2	0 / 6	4 / 18	0 / 4		0 / 1

QAT - Qatar

Headcoach: ALY KHALED

Team time outs: 1

No.	Name	Total				Goals / Shots							Punishments			
		Points	Goals	Shots	%	1-Pt All	1-Pt Spin	Spin	Inflight	Specialist	Goalkeeper	P6m	SUS	RC	DQ	
3	MORGAN AHMED															
4	DENGUIR AMIR	2	1	2	50				1 / 2							
7	HAMDOON HADI	4	2	3	67				0 / 1	2 / 2						
8	HASSAN MOHAMED	7	4	7	57	1 / 1	1 / 1		1 / 1	2 / 5						
12	YAFAI MOHSIN		0	1	0						0 / 1					
16	MAHFOUZ MOHAB															
17	MOHAMED MUTASEM	6	3	4	75				2 / 3			1 / 1				
24	KENAOUI SID												1			
90	KAKHI HANI	10	5	5	100				5 / 5							
92	ZOUAOUI ANIS	23	12	14	86	1 / 1	1 / 1	6 / 6	5 / 7							
Totals		52	27	36	75	2 / 2	2 / 2	6 / 6	14 / 19	4 / 7	0 / 1	1 / 1	1			

No.	Goalkeeper	Total			Saves / Shots						
		Saves	Shots	%	1-Pt All	1-Pt Spin	Spin	Inflight	Specialist	Goalkeeper	P6m
16	MAHFOUZ MOHAB	13	27	48	0 / 3	0 / 1	8 / 11	3 / 3	1 / 8		1 / 2
Totals		13	27	48	0 / 3	0 / 1	8 / 11	3 / 3	1 / 8		1 / 2

Team Comparison

	1st Period				2nd Period			
	Uruguay		Qatar		Uruguay		Qatar	
	Goals/Shots	Eff %	Goals/Shots	Eff %	Goals/Shots	Eff %	Goals/Shots	Eff %
Inflight	0 / 2	0	7 / 8	88	0 / 2	0	7 / 11	64
Spin Shots	0 / 5	0	4 / 4	100	3 / 7	43	2 / 2	100
Specialist Shots	3 / 7	43	2 / 2	100	4 / 4	100	2 / 5	40
1-Point Shots	1 / 1	100	2 / 2	100	2 / 3	67		
Goalkeeper Shots							0 / 1	0
6-meter Shots			1 / 1	100	1 / 2	50		
1-Point Spin Shots			2 / 2	100	1 / 1	100		

Timing and Results provided by  TISSOT



Match No.: 10 Court 2

Results

Uruguay 0 vs 2 Qatar

REFEREES:

1st Period: 7 - 30
2nd Period: 18 - 22

URU - Uruguay

No.	Name	Technical skills					
		Ass	ST	BS	R6	P6	TO
3	ADLER BONIFACINO Felipe						
5	OHOLEGUY GRUB Matias			1			
7	RODRIGUEZ MAYADO Santiago	1			1		
8	BERNAL ALGARE Rodrigo						
10	SEQUEIRA SARAVIA Martin Francisco					1	
13	PORRO DALERA Juan Jose						
16	GONZALEZ ALLOZA Felipe						
17	SEQUEIRA SARAVIA Fernando Ariel						
36	ROSTAGNO RIOS Cristhian David						1
44	SAGASTI TRIAS Sebastian						
Team							2
Totals		1		1	1	1	3

QAT - Qatar

No.	Name	Technical skills					
		Ass	ST	BS	R6	P6	TO
3	MORGAN AHMED						
4	DENGUIR AMIR						
7	HAMDOON HADI			1			
8	HASSAN MOHAMED						
12	YAFAI MOHSIN						
16	MAHFOUZ MOHAB		1				
17	MOHAMED MUTASEM						
24	KENAOUI SID			1		2	
90	KAKHI HANI	5	1				
92	ZOUAOUI ANIS	6					1
Team							
Totals		11	2	2		2	1

Running Score

URU - QAT

1st Period

0 : 2	ZOUAOUI A.
0 : 4	ZOUAOUI A.
0 : 5	ZOUAOUI A.
0 : 7	KAKHI H.
1 : 7	ROSTAGNO RIOS C.
1 : 9	HASSAN M.
1 : 10	HASSAN M.
1 : 12	ZOUAOUI A.
1 : 14	ZOUAOUI A.
3 : 14	PORRO DALERA J.
3 : 16	ZOUAOUI A.
3 : 18	HAMDOON H.
3 : 20	MOHAMED M.
5 : 20	SAGASTI TRIAS S.
5 : 22	HAMDOON H.
5 : 24	ZOUAOUI A.
7 : 24	PORRO DALERA J.
7 : 26	MOHAMED M.
7 : 28	MOHAMED M.
7 : 30	KAKHI H.

2nd Period

2 : 0	PORRO DALERA J.
2 : 2	ZOUAOUI A.
4 : 2	RODRIGUEZ MAYADO S.
4 : 4	KAKHI H.
4 : 6	KAKHI H.
5 : 6	RODRIGUEZ MAYADO S.
5 : 8	ZOUAOUI A.
7 : 8	RODRIGUEZ MAYADO S.
7 : 10	DENGUIR A.
7 : 12	ZOUAOUI A.
7 : 14	KAKHI H.
9 : 14	RODRIGUEZ MAYADO S.
9 : 16	HASSAN M.
11 : 16	SEQUEIRA SARAVIA F.
11 : 18	ZOUAOUI A.
13 : 18	RODRIGUEZ MAYADO S.
13 : 20	HASSAN M.
14 : 20	RODRIGUEZ MAYADO S.
14 : 22	ZOUAOUI A.
16 : 22	GONZALEZ ALLOZA F.
18 : 22	SEQUEIRA SARAVIA F.

LEGEND

1-Pt	1-Point-Shots	1-Pt Spin	1-Point-Spinshots	—	Struck out Players did not play	%	Efficiency
Ass	Assists	BS	Blocked Shots	DQ	Disqualifications	GK	Goalkeeper
Ind	Individual	No	Shirt Number	P6	Penalty Fouls	P6m	6m Penalty Shots
R6	Received 6m-Fouls	RC	Red Cards	Spec	Specialist	ST	Steals
SUS	Suspension	Spin	Spinshots	TO	Turnover		

Timing and Results provided by TISSOT



Match No.: 11 Court 1

Results

Brazil 1 vs 2 Qatar

REFEREES:

Mertinian Michail (GRE)
Syrepisios Evangelos (GRE)

1st Period: 23 - 22

2nd Period: 16 - 17

Shootout: 6 - 9

BRA - Brazil

Headcoach: GUERRA Antonio

Team time outs: 1

No.	Name	Total				Goals / Shots						Punishments				
		Points	Goals	Shots	%	1-Pt All	1-Pt Spin	Spin	Inflight	Specialist	Goalkeeper	P6m	SUS	RC	DQ	
1	ROSSA Cristiano															
5	AMARAL Nailson	13	7	8	88	1 / 1		2 / 2	3 / 4			1 / 1				
6	OLIVEIRA Bruno	14	7	10	70			7 / 10								
7	CLAUDIO Thiago	8	4	7	57			2 / 3	2 / 4							
10	PIRES Gil	4	2	6	33			1 / 4	1 / 1			0 / 1				
11	BARCELLOS Thiago															
14	MACHADO Marcelo															
17	WIRTZBIKI Pedro															
22	VIEIRA Diogo													1	1	
23	ESTEVEZ Wellington	6	3	5	60			1 / 2	2 / 3					1		
Totals		45	23	36	64	1 / 1		13 / 21	8 / 12			1 / 2		2	1	

No.	Goalkeeper	Total			Saves / Shots						
		Saves	Shots	%	1-Pt All	1-Pt Spin	Spin	Inflight	Specialist	Goalkeeper	P6m
1	ROSSA Cristiano	5	19	26	1 / 2		0 / 5	2 / 5	2 / 4		0 / 3
6	OLIVEIRA Bruno										
10	PIRES Gil										
14	MACHADO Marcelo	0	1	0			0 / 1				
17	WIRTZBIKI Pedro	2	11	18	0 / 1		1 / 6	1 / 3	0 / 1		
Totals		7	32	22	1 / 3		1 / 12	3 / 8	2 / 6		0 / 3

QAT - Qatar

Headcoach: ALY Khaled

Team time outs: 2

No.	Name	Total				Goals / Shots						Punishments				
		Points	Goals	Shots	%	1-Pt All	1-Pt Spin	Spin	Inflight	Specialist	Goalkeeper	P6m	SUS	RC	DQ	
3	MORGAN AHMED	2	1	1	100			1 / 1								
4	DENGUIR AMIR	14	7	9	78			4 / 4	1 / 3			2 / 2	1			
7	HAMDOON HADI	1	1	1	100	1 / 1										
8	HASSAN MOHAMED	12	6	9	67			2 / 2		4 / 7						
12	YAFAI MOHSIN															
16	MAHFOUZ MOHAB															
17	MOHAMED MUTASEM															
24	KENAOUI SID															
90	KAKHI HANI	4	2	7	29	0 / 1		0 / 1	2 / 5				1			
92	ZOUAOUI ANIS	15	8	11	73	1 / 2		4 / 6	2 / 2			1 / 1	1			
Totals		48	25	38	66	2 / 4		11 / 14	5 / 10	4 / 7		3 / 3	3			

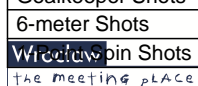
No.	Goalkeeper	Total			Saves / Shots						
		Saves	Shots	%	1-Pt All	1-Pt Spin	Spin	Inflight	Specialist	Goalkeeper	P6m
8	HASSAN MOHAMED	1	2	50			1 / 2				
12	YAFAI MOHSIN	0	2	0			0 / 2				
Totals		8	31	26	0 / 1		5 / 18	2 / 10			1 / 2

Team Comparison

	1st Period				2nd Period			
	Brazil		Qatar		Brazil		Qatar	
	Goals/Shots	Eff %	Goals/Shots	Eff %	Goals/Shots	Eff %	Goals/Shots	Eff %
Inflight	5 / 7	71	3 / 6	50	3 / 5	60	2 / 4	50
Spin Shots	5 / 8	63	3 / 4	75	5 / 8	63	4 / 6	67
Specialist Shots			3 / 4	75			1 / 3	33
1-Point Shots	1 / 1	100	0 / 2	0	Timing and Results provided by TISSOT			
Goalkeeper Shots								
6-meter Shots	1 / 1	100	2 / 2	100	0 / 1	0	1 / 1	100

Report Created THU 27 JUL 2017 10:55

Page 1 / 2





Match No.: 11 Court 1

Results

Brazil 1 vs 2 Qatar

REFEREES:

Mertinian Michail (GRE)
Syrepisios Evangelos (GRE)

1st Period: 23 - 22

2nd Period: 16 - 17

Shootout: 6 - 9

BRA - Brazil

No.	Name	Technical skills					
		Ass	ST	BS	R6	P6	TO
1	ROSSA Cristiano						
5	AMARAL Nailson				2		
6	OLIVEIRA Bruno	9					
7	CLAUDIO Thiago						
10	PIRES Gil						
11	BARCELLOS Thiago						
14	MACHADO Marcelo						
17	WIRTZBIKI Pedro						
22	VIEIRA Diogo					1	
23	ESTEVEES Wellington						
Team							
Totals		9			2	1	

QAT - Qatar

No.	Name	Technical skills					
		Ass	ST	BS	R6	P6	TO
3	MORGAN AHMED						
4	DENGUIR AMIR						
7	HAMDOON HADI						
8	HASSAN MOHAMED	1					2
12	YAFAI MOHSIN						
16	MAHFOUZ MOHAB						
17	MOHAMED MUTASEM						
24	KENAOUI SID						
90	KAKHI HANI	1					
92	ZOUAOUI ANIS	1				1	
Team							
Totals		3				1	3

Running Score

BRA - QAT

1st Period	
OLIVEIRA B.	2 : 0
2 : 2	HASSAN M.
OLIVEIRA B.	4 : 2
4 : 4	KAKHI H.
4 : 6	ZOUAOUI A.
AMARAL N.	6 : 6
6 : 8	HASSAN M.
AMARAL N.	8 : 8
AMARAL N.	10 : 8
OLIVEIRA B.	12 : 8
12 : 10	HASSAN M.
12 : 12	KAKHI H.
ESTEVEES W.	14 : 12
14 : 14	ZOUAOUI A.
14 : 16	DENGUIR A.
14 : 18	DENGUIR A.
AMARAL N.	16 : 18
16 : 20	ZOUAOUI A.
PIRES G.	18 : 20
18 : 22	ZOUAOUI A.
AMARAL N.	20 : 22
PIRES G.	22 : 22
AMARAL N.	23 : 22

2nd Period	
0 : 2	HASSAN M.
ESTEVEES W.	2 : 2
ESTEVEES W.	4 : 2
OLIVEIRA B.	6 : 2
OLIVEIRA B.	8 : 2
8 : 4	ZOUAOUI A.
8 : 6	HASSAN M.
OLIVEIRA B.	10 : 6
10 : 8	DENGUIR A.
CLAUDIO T.	12 : 8
12 : 10	DENGUIR A.
CLAUDIO T.	14 : 10
14 : 12	ZOUAOUI A.
14 : 14	DENGUIR A.
14 : 16	DENGUIR A.
CLAUDIO T.	16 : 16
16 : 17	ZOUAOUI A.

Shootout	
0 : 2	ZOUAOUI A.
0 : 4	HASSAN M.
CLAUDIO T.	2 : 4
2 : 6	DENGUIR A.
2 : 7	HAMDOON H.
AMARAL N.	4 : 7
4 : 9	MORGAN A.
OLIVEIRA B.	6 : 9

LEGEND							
1-Pt	1-Point-Shots	1-Pt Spin	1-Point-Spinshots	—	Struck out Players did not play	%	Efficiency
Ass	Assists	BS	Blocked Shots	DQ	Disqualifications	GK	Goalkeeper
Ind	Individual	No	Shirt Number	P6	Penalty Fouls	P6m	6m Penalty Shots
R6	Received 6m-Fouls	RC	Red Cards	Spec	Specialist	ST	Steals
SUS	Suspension	Spin	Spinshots	TO	Turnover		

Timing and Results provided by TISSOT



Match No.: 12 Court 2

Results

Uruguay 0 vs 2 Australia

REFEREES:

Hani Shaker Majeed Hasan Shehab (BRN)
Hasan Shamsan Mohamed Shansam (BRN)

1st Period: 15 - 20
2nd Period: 10 - 18

URU - Uruguay

Headcoach: BALLETO MARTINEZ Gaston Pedro

No.	Name	Total				Goals / Shots							Punishments		
		Points	Goals	Shots	%	1-Pt All	1-Pt Spin	Spin	Inflight	Specialist	Goalkeeper	P6m	SUS	RC	DQ
3	ADLER BONIFACINO Felipe	4	2	2	100					2 / 2					
5	OHOLEGUY GRUB Matias														
7	RODRIGUEZ MAYADO Santiago	12	6	9	67			6 / 8				0 / 1			
8	BERNAL ALGARE Rodrigo	4	2	5	40				1 / 3			1 / 2			
10	SEQUEIRA SARA VIA Martin Francisco	2	1	5	20			1 / 5					1		
13	PORRO DALERA Juan Jose	2	1	2	50					1 / 2					
16	GONZALEZ ALLOZA Felipe														
17	SEQUEIRA SARA VIA Fernando Ariel		0	2	0			0 / 2							
36	ROSTAGNO RIOS Cristhian David	1	1	4	25	1 / 1	1 / 1	0 / 1	0 / 2						
44	SAGASTI TRIAS Sebastian														
Totals		25	13	29	45	1 / 1	1 / 1	7 / 16	1 / 5	3 / 4		1 / 3	1		

No.	Goalkeeper	Total			Saves / Shots							
		Saves	Shots	%	1-Pt All	1-Pt Spin	Spin	Inflight	Specialist	Goalkeeper	P6m	
16	GONZALEZ ALLOZA Felipe	3	15	20			2 / 8	1 / 6				0 / 1
17	SEQUEIRA SARA VIA Fernando Ariel	3	10	30			0 / 4	1 / 4	1 / 1			1 / 1
Totals		6	25	24			2 / 12	2 / 10	1 / 1			1 / 2

AUS - Australia

Headcoach: WEISS Patrik


Team time outs: 1

No.	Name	Total				Goals / Shots							Punishments		
		Points	Goals	Shots	%	1-Pt All	1-Pt Spin	Spin	Inflight	Specialist	Goalkeeper	P6m	SUS	RC	DQ
2	CAMPBELL Matthew	10	5	6	83			4 / 4	1 / 2						
3	MOTTIN Christopher	4	2	2	100			2 / 2							
4	NICHOLSON Scott	6	3	3	100				3 / 3						
6	ROBSON Jonathan	2	1	1	100			1 / 1							
7	STOCK Johnathon														
8	GALLAUGHER Nicholas	14	7	10	70			3 / 5	4 / 5						
10	BLAISE Stephane		0	2	0					0 / 2					
13	TURECEK Lucas	2	1	3	33					0 / 1		1 / 2			
16	BRENNAN James														
29	FOGERTY Daniel												1		
Totals		38	19	27	70			10 / 12	8 / 10	0 / 3		1 / 2	1		

No.	Goalkeeper	Total			Saves / Shots							
		Saves	Shots	%	1-Pt All	1-Pt Spin	Spin	Inflight	Specialist	Goalkeeper	P6m	
16	BRENNAN James	8	21	38	0 / 1	0 / 1	4 / 11	2 / 3	0 / 3			2 / 3
Totals		8	21	38	0 / 1	0 / 1	4 / 11	2 / 3	0 / 3			2 / 3

Team Comparison

	1st Period				2nd Period			
	Uruguay		Australia		Uruguay		Australia	
	Goals/Shots	Eff %	Goals/Shots	Eff %	Goals/Shots	Eff %	Goals/Shots	Eff %
Inflight	1 / 4	25	5 / 6	83	0 / 1	0	3 / 4	75
Spin Shots	5 / 9	56	5 / 7	71	2 / 7	29	5 / 5	100
Specialist Shots	1 / 2	50	0 / 1	0	2 / 2	100	0 / 2	0
1-Point Shots	1 / 1	100						
Goalkeeper Shots								
6-meter Shots					1 / 3	33	1 / 2	50
1-Point Spin Shots	1 / 1	100						

Timing and Results provided by  TISSOT



Match No.: 12 Court 2

Results

Uruguay 0 vs 2 Australia

REFEREES:

Hani Shaker Majeed Hasan Shehab (BRN)
Hasan Shamsan Mohamed Shansam (BRN)

1st Period: 15 - 20
2nd Period: 10 - 18

URU - Uruguay

No.	Name	Technical skills					
		Ass	ST	BS	R6	P6	TO
3	ADLER BONIFACINO Felipe						
5	OHOLEGUY GRUB Matias						
7	RODRIGUEZ MAYADO Santiago	3					1
8	BERNAL ALGARE Rodrigo						2
10	SEQUEIRA SARAVIA Martin Francisco					1	1
13	PORRO DALERA Juan Jose						
16	GONZALEZ ALLOZA Felipe	3					
17	SEQUEIRA SARAVIA Fernando Ariel						1
36	ROSTAGNO RIOS Cristhian David					1	
44	SAGASTI TRIAS Sebastian						
Team							
Totals		6				2	5

AUS - Australia

No.	Name	Technical skills					
		Ass	ST	BS	R6	P6	TO
2	CAMPBELL Matthew	2			1		1
3	MOTTIN Christopher	1					1
4	NICHOLSON Scott						
6	ROBSON Jonathan					1	
7	STOCK Johnathon		1				
8	GALLAUGHER Nicholas	1					3
10	BLAISE Stephane						
13	TURECEK Lucas						
16	BRENNAN James						
29	FOGERTY Daniel		1				1
Team							1
Totals		4	2		1	2	6

Running Score

URU - AUS	
1st Period	
RODRIGUEZ MAYADO S.	2 : 0
ROSTAGNO RIOS C.	2 : 2 GALLAUGHER N.
	3 : 2
	3 : 4 GALLAUGHER N.
	3 : 6 GALLAUGHER N.
	3 : 8 GALLAUGHER N.
RODRIGUEZ MAYADO S.	5 : 8
	5 : 10 MOTTIN C.
PORRO DALERA J.	7 : 10
	7 : 12 NICHOLSON S.
RODRIGUEZ MAYADO S.	9 : 12
	9 : 14 NICHOLSON S.
BERNAL ALGARE R.	11 : 14
RODRIGUEZ MAYADO S.	13 : 14
	13 : 16 GALLAUGHER N.
RODRIGUEZ MAYADO S.	15 : 16
	15 : 18 CAMPBELL M.
	15 : 20 NICHOLSON S.

2nd Period	
RODRIGUEZ MAYADO S.	2 : 0
	2 : 2 CAMPBELL M.
ADLER BONIFACINO F.	4 : 2
	4 : 4 CAMPBELL M.
BERNAL ALGARE R.	6 : 4
	6 : 6 GALLAUGHER N.
	6 : 8 CAMPBELL M.
ADLER BONIFACINO F.	8 : 8
	8 : 10 GALLAUGHER N.
SEQUEIRA SARAVIA M.	10 : 10
	10 : 12 MOTTIN C.
	10 : 14 CAMPBELL M.
	10 : 16 TURECEK L.
	10 : 18 ROBSON J.

LEGEND							
1-Pt	1-Point-Shots	1-Pt Spin	1-Point-Spinshots	—	Struck out Players did not play	%	Efficiency
Ass	Assists	BS	Blocked Shots	DQ	Disqualifications	GK	Goalkeeper
Ind	Individual	No	Shirt Number	P6	Penalty Fouls	P6m	6m Penalty Shots
R6	Received 6m-Fouls	RC	Red Cards	Spec	Specialist	ST	Steals
SUS	Suspension	Spin	Spinshots	TO	Turnover		

Timing and Results provided by **TISSOT**

RESULTS BOOK



Beach Handball Women's



THE WORLD GAMES
WROCLAW 2017

T+TISSOT
SWISS WATCHES SINCE 1853



Team Roster

As of WED 26 JUL 2017

ARG - Argentina

No.	Name	Height m / ft in	Date of Birth	Age
2	MIROTTA AGUSTINA		10 AUG 1995	21
6	ELIGES IVANA		14 OCT 1983	33
9	IBARRA FLORENCIA		26 APR 1983	34
10	BARROS ROCIO		4 FEB 1988	29
12	BERICIO FLORENCIA		21 SEP 1989	27
13	MECCIA CELESTE		26 MAY 1986	31
15	AGUZZI DANIELA		15 AUG 1986	30
16	ROSSI CAROLINA		7 APR 1989	28
20	SCORDAMAGLIA LUCIANA		17 JUL 1994	23
24	CARDENAS RAYEN		21 SEP 1996	20
Team average				27.6

Head Coach COMPARONE Salvador
Physiotherapist BRUNO Santiago
Team Official BRUNO Santiago, Natalia Pardo



Team Roster

As of WED 26 JUL 2017

AUS - Australia

No.	Name	Height m / ft in	Date of Birth	Age
2	BIEHLER Birte		30 JUN 1986	31
6	DOS SANTOS Daniela		16 MAR 1978	39
7	MEDJED Ana		19 MAR 1996	21
9	CHARLES Melanie		17 APR 1980	37
11	VIANA Aline		16 JUL 1985	32
12	PLAYER LAura			
13	VERNAY Manon		7 JAN 1989	28
14	MCAFEE Madeleine		5 FEB 1993	24
15	SMILJANIC Vanja		27 JAN 1990	27
16	BOYD Rosalie		21 OCT 1987	29
22	COOPER Heather		9 MAY 1995	22
Team average				29.0

Head Coach MENSING Boris
Physiotherapist VERNAY Romain
Team Official PETERSEN Rikke



Team Roster

As of WED 26 JUL 2017

BRA - Brazil

No.	Name	Height m / ft in	Date of Birth	Age
2	SENA Nathalie		13 AUG 1984	32
3	SOUZA Camila		13 SEP 1988	28
4	ALENCAR Millena		10 JUN 1989	28
5	SCHEPPA Patricia		27 FEB 1988	29
6	SANTIAGO Renata		3 NOV 1985	31
7	FRAZÃO Ingrid		16 JUL 1992	25
8	OLIVEIRA Juliana		18 FEB 1989	28
9	PIRES Cinthya		25 JUN 1985	32
10	BRAZ Carolina			
14	BARROS Jessica		28 AUG 1993	23
Team average				28.4

Physiotherapist PINHEIRO Scheila



Team Roster

As of WED 26 JUL 2017

ESP - Spain

No.	Name	Height m / ft in	Date of Birth	Age
1	LLADRÓ FERNANDEZ Silvia		19 NOV 1985	31
3	BATISTA PORTERO Asunción		26 SEP 1993	23
5	CONEJERO GALÁN Patricia		14 OCT 1991	25
6	CAÑO DOMINGUEZ Raquel		17 JAN 1984	33
7	HENÁNDEZ TORRICO Sara		19 JAN 1998	19
12	SOLANO CABALLERO Sonora Lucia		19 NOV 1985	31
13	SÁNCHEZ BARRIOS Andrea		17 APR 1991	26
15	GARCÍA TORO Maria Luisa		6 SEP 1993	23
17	CONEJERO GALÁN Cristina		13 APR 1990	27
25	SANHEZ HERNANDEZ Maria del Carmen		22 MAR 1991	26
Team average				26.4

Head Coach FORNELL MUNOS Noella
Physiotherapist RODRIGUEZ GARCIA Estefania



Team Roster

As of WED 26 JUL 2017

NOR - Norway

No.	Name	Height m / ft in	Date of Birth	Age
1	GULBRANSEN Regina		26 NOV 1989	27
2	BLAASMO Katinka Haltvik		18 JUL 1991	26
3	HAMMERSTAD Elisabeth		27 JUN 1993	24
4	WELFLER Martine		27 OCT 1991	25
5	MARTINSEN Marielle		14 FEB 1995	22
6	AARDAHL Maren		2 MAR 1994	23
10	WERNERSEN Ida		29 NOV 1989	27
11	SMISTAD Marte		13 MAR 1992	25
15	GRANLUND Rikke		14 NOV 1989	27
20	RØNNING Andrea		30 JAN 1995	22
Team average				24.8

Head Coach BERG ANDREASSEN Eskil
Physiotherapist GULAKER Sissel
Team Official AKSNES Bente



Team Roster

As of WED 26 JUL 2017

POL - Poland

No.	Name	Height m / ft in	Date of Birth	Age
2	BARTKOWIAK Sylwia		8 JAN 1991	26
3	NOWICKA Ewa		6 DEC 1987	29
4	SOWA Paulina		8 NOV 1991	25
6	MAZUREK Paula		27 AUG 1991	25
8	ZAKOWSKA Lidia		27 JUN 1985	32
9	SLEZAK Alicia		23 JUN 1993	24
12	SLOTA Magdalena		18 JAN 1980	37
13	LAKOMY Weronika		21 MAR 1991	26
18	MASLOWSKA Katarzyna		26 JUN 1993	24
48	KRUPA Natalia		16 JAN 1997	20
Team average				26.8

Head Coach KARPINSKI Marek
Physiotherapist GORSKI Bartosz Witold



Team Roster

As of WED 26 JUL 2017

TPE - Chinese Taipei

No.	Name	Height m / ft in	Date of Birth	Age
1	LIN Sz-Yu		4 AUG 1996	20
3	CHIANG Chia-Yun		21 DEC 1994	22
4	YU Li-Chuan		2 MAR 2000	17
7	HSIEH Nien-En		18 SEP 2001	15
8	CHEN Szu-Yu		8 JUN 1995	22
9	TANG Rou-An		1 JUL 1998	19
11	CHANG Yu-Hui		16 OCT 1999	17
13	HUANG Chih-Shan		2 OCT 2000	16
15	CHEN Shu-Fen		26 APR 2002	15
20	CHIEN Chen-Chen		25 APR 1992	25
Team average				18.8

Head Coach CHU Chi-En



Team Roster

As of WED 26 JUL 2017

TUN - Tunisia

No.	Name	Height m / ft in	Date of Birth	Age
1	ARFAOUI SAMIRA		20 FEB 1991	26
2	SALMI AMANI		6 DEC 1994	22
3	JEMMALI AMENI		19 AUG 1989	27
5	ROMDHAN HANEN		25 JUN 1994	23
9	CHEKIR SENDA FARAH		19 JUL 1992	25
11	AMERI SAFA		11 SEP 1989	27
14	MRAD MANEL		27 FEB 1986	31
20	FADHLOUN SINDA		20 AUG 1988	28
21	AMICHE BOUTHEINA		12 SEP 1990	26
88	OUERFELLI LEILA		1 OCT 1977	39
Team average				27.4

Head Coach AYARI Hajer
Physiotherapist BEJAOUI Asma



Tournament Summary

As of SAT 29 JUL 2017

Group A

Rank	Teams	Matches			Sets			Goals			Points
		MP	Won	Lost	For	Against	Diff.	For	Against	Diff.	
1	Norway	3	3	0	104	83	21	6	0	6	6
2	Spain	3	2	1	83	67	16	4	3	1	4
3	Argentina	3	1	2	93	89	4	3	4	-1	2
4	Tunisia	3	0	3	66	107	-41	0	6	-6	0

No.	Group	Date	Time	Site	Teams	Score
W01	A	WED 26 JUL	9:00	Wroclaw	Spain - Argentina	2 - 1 (15:11, 9:13, 5:4)
W02	A	WED 26 JUL	9:00	Wroclaw	Norway - Tunisia	2 - 0 (23:18, 17:13)
W03	A	WED 26 JUL	15:50	Wroclaw	Tunisia - Spain	0 - 2 (6:15, 8:20)
W04	A	WED 26 JUL	15:50	Wroclaw	Norway - Argentina	2 - 0 (20:18, 19:15)
W05	A	THU 27 JUL	10:50	Wroclaw	Spain - Norway	0 - 2 (9:13, 10:12)
W06	A	THU 27 JUL	10:50	Wroclaw	Argentina - Tunisia	2 - 0 (16:15, 16:6)

Group B

Rank	Teams	Matches			Sets			Goals			Points
		MP	Won	Lost	For	Against	Diff.	For	Against	Diff.	
1	Brazil	3	3	0	136	64	72	6	0	6	6
2	Australia	3	2	1	83	94	-11	4	3	1	4
3	Poland	3	1	2	85	93	-8	3	4	-1	2
4	Chinese Taipei	3	0	3	68	121	-53	0	6	-6	0

No.	Group	Date	Time	Site	Teams	Score
W07	B	WED 26 JUL	10:40	Wroclaw	Chinese Taipei - Poland	0 - 2 (11:26, 10:15)
W08	B	WED 26 JUL	10:40	Wroclaw	Brazil - Australia	2 - 0 (24:9, 21:13)
W09	B	WED 26 JUL	16:40	Wroclaw	Poland - Brazil	0 - 2 (11:24, 12:18)
W10	B	WED 26 JUL	16:40	Wroclaw	Australia - Chinese Taipei	2 - 0 (15:13, 16:15)
W11	B	THU 27 JUL	11:40	Wroclaw	Australia - Poland	2 - 1 (10:13, 15:6, 5:2)
W12	B	THU 27 JUL	11:40	Wroclaw	Brazil - Chinese Taipei	2 - 0 (23:8, 26:11)

Final Round

No.	Round	Date	Time	Site	Teams	Score
W13	Quarterfinals Match	FRI 28 JUL	9:30	Wroclaw	Norway - Chinese Taipei	2 - 0 (27:14, 24:13)
W14	Quarterfinals Match	FRI 28 JUL	9:30	Wroclaw	Poland - Spain	0 - 2 (12:16, 10:17)
W15	Quarterfinals Match	FRI 28 JUL	10:20	Wroclaw	Argentina - Australia	2 - 1 (16:13, 12:18, 8:4)
W16	Quarterfinals Match	FRI 28 JUL	10:20	Wroclaw	Brazil - Tunisia	2 - 0 (28:10, 20:10)
W17	Rank 5-8 Match	FRI 28 JUL	15:00	Wroclaw	Chinese Taipei - Australia	0 - 2 (16:21, 9:12)
W18	Rank 5-8 Match	FRI 28 JUL	15:00	Wroclaw	Poland - Tunisia	2 - 1 (17:7, 14:20, 6:2)
W19	Semifinals Match	FRI 28 JUL	16:40	Wroclaw	Norway - Argentina	1 - 2 (12:9, 8:9, 6:7)
W20	Semifinals Match	FRI 28 JUL	18:20	Wroclaw	Spain - Brazil	0 - 2 (13:17, 14:15)
W21	Rank 7 Match	SAT 29 JUL	9:00	Wroclaw	Chinese Taipei - Tunisia	2 - 1 (23:15, 17:19, 6:5)
W22	Rank 5 Match	SAT 29 JUL	10:40	Wroclaw	Australia - Poland	0 - 2 (8:14, 8:12)
W23	Bronze Medal Match	SAT 29 JUL	14:00	Wroclaw	Norway - Spain	1 - 2 (10:13, 13:11, 2:6)
W24	Gold Medal Match	SAT 29 JUL	16:00	Wroclaw	Argentina - Brazil	0 - 2 (10:22, 12:15)



Tournament Summary

As of SAT 29 JUL 2017



Final Standings		
Medal	Rank	Team
Gold	1	BRA - Brazil
Silver	2	ARG - Argentina
Bronze	3	ESP - Spain
	4	NOR - Norway
	5	POL - Poland
	6	AUS - Australia
	7	TPE - Chinese Taipei
	8	TUN - Tunisia

Classification 5th/6th Place

Australia - 0	
W22 29 JUL Poland - 2	Poland - 5th Australia - 6th

Classification 7th/8th Place

Chinese Taipei - 2	
W21 29 JUL Tunisia - 1	Chinese Taipei - 7th Tunisia - 8th



Medallists

GOLD	SILVER	BRONZE
BRA - Brazil SENA Nathalie SOUZA Camila ALENCAR Millena SCHEPPA Patricia SANTIAGO Renata FRAZÃO Ingrid OLIVEIRA Juliana PIRES Cinthya BRAZ Carolina BARROS Jessica	ARG - Argentina MIROTTA AGUSTINA ELIGES IVANA IBARRA FLORENCIA BARROS ROCIO BERICIO FLORENCIA MECCIA CELESTE AGUZZI DANIELA ROSSI CAROLINA SCORDAMAGLIA LUCIANA CARDENAS RAYEN	ESP - Spain LLADRÓ FERNANDEZ Silvia BATISTA PORTERO Asunción CONEJERO GALÁN Patricia CAÑO DOMINGUEZ Raquel HENÁNDEZ TORRICO Sara SOLANO CABALLERO Sonora Lucia SÁNCHEZ BARRIOS Andrea GARCÍA TORO María Luisa CONEJERO GALÁN Cristina SANHEZ HERNANDEZ Maria del Carmen



Match No.: 21 Court 1

Results

Chinese Taipei 2 vs 1 Tunisia

REFEREES:

Cardone Luciano (ITA)
Manuele Sebastiano (ITA)

1st Period: 23 - 15
2nd Period: 17 - 19
Shootout: 6 - 5

TPE - Chinese Taipei

Headcoach: CHU Chi-En

No.	Name	Total				Goals / Shots							Punishments		
		Points	Goals	Shots	%	1-Pt All	1-Pt Spin	Spin	Inflight	Specialist	Goalkeeper	P6m	SUS	RC	DQ
1	LIN Sz-Yu	6	3	4	75						3 / 4				
3	CHIANG Chia-Yun	11	7	9	78	3 / 3	2 / 2	3 / 4	1 / 2						
4	YU Li-Chuan	6	3	5	60					3 / 5					
7	HSIEH Nien-En														
8	CHEN Szu-Yu	6	3	5	60			0 / 1		3 / 4					
9	TANG Rou-An	12	6	9	67			1 / 4	2 / 2			3 / 3			
11	CHANG Yu-Hui	2	1	1	100			1 / 1							
13	HUANG Chih-Shan														
15	CHEN Shu-Fen														
20	CHIEN Chen-Chen	3	2	3	67	1 / 1	1 / 1	1 / 2							
Totals		46	25	36	69	4 / 4	3 / 3	6 / 12	3 / 4	6 / 9	3 / 4	3 / 3			

No.	Goalkeeper	Total			Saves / Shots							
		Saves	Shots	%	1-Pt All	1-Pt Spin	Spin	Inflight	Specialist	Goalkeeper	P6m	
1	LIN Sz-Yu	8	30	27	1 / 6	0 / 2	3 / 15	0 / 1	3 / 6	1 / 1	0 / 1	
3	CHIANG Chia-Yun											
Totals		8	30	27	1 / 6	0 / 2	3 / 15	0 / 1	3 / 6	1 / 1	0 / 1	

TUN - Tunisia

Headcoach: AYARI Hajer

Team time outs: 1

No.	Name	Total				Goals / Shots							Punishments		
		Points	Goals	Shots	%	1-Pt All	1-Pt Spin	Spin	Inflight	Specialist	Goalkeeper	P6m	SUS	RC	DQ
1	ARFAOUI SAMIRA		0	1	0						0 / 1				
2	SALMI AMANI	9	6	8	75	3 / 3		1 / 1	0 / 1	2 / 3					
3	JEMMALI AMENI														
5	ROMDHAN HANEN	2	1	4	25	0 / 1		1 / 3							
9	CHEKIR SENDA FARAH														
11	AMERI SAFA	10	5	5	100			3 / 3	1 / 1			1 / 1	1		
14	MRAD MANEL	1	1	2	50	1 / 1	1 / 1	0 / 1							
20	FADHLOUN SINDA	4	2	5	40			1 / 2		1 / 3					
21	AMICHE BOUTHEINA	13	7	10	70	1 / 1	1 / 1	6 / 9							
88	OUERFELLI LEILA														
Totals		39	22	35	63	5 / 6	2 / 2	12 / 19	1 / 2	3 / 6	0 / 1	1 / 1	1		

No.	Goalkeeper	Total			Saves / Shots							
		Saves	Shots	%	1-Pt All	1-Pt Spin	Spin	Inflight	Specialist	Goalkeeper	P6m	
1	ARFAOUI SAMIRA	0	3	0			0 / 3					
88	OUERFELLI LEILA	6	28	21	0 / 4	0 / 3	3 / 6	1 / 4	2 / 8	0 / 3	0 / 3	
Totals		6	31	19	0 / 4	0 / 3	3 / 9	1 / 4	2 / 8	0 / 3	0 / 3	

Team Comparison

	1st Period				2nd Period			
	Chinese Taipei		Tunisia		Chinese Taipei		Tunisia	
	Goals/Shots	Eff %	Goals/Shots	Eff %	Goals/Shots	Eff %	Goals/Shots	Eff %
Inflight	1 / 2	50	1 / 1	100	2 / 2	100	0 / 1	0
Spin Shots	1 / 2	50	4 / 7	57	2 / 5	40	6 / 9	67
Specialist Shots	4 / 6	67	2 / 3	67	2 / 3	67	1 / 3	33
1-Point Shots	1 / 1	100	1 / 1	100	3 / 3	100	3 / 4	75
Goalkeeper Shots	3 / 4	75						
6-meter Shots	2 / 2	100			1 / 1	100	1 / 1	100
1-Point Spin Shots	1 / 1	100			2 / 2	100		



Match No.: 21 Court 1

Results

Chinese Taipei 2 vs 1 Tunisia

REFEREES:

Cardone Luciano (ITA)
Manuele Sebastiano (ITA)

1st Period: 23 - 15
2nd Period: 17 - 19
Shootout: 6 - 5

TPE - Chinese Taipei

No.	Name	Technical skills					
		Ass	ST	BS	R6	P6	TO
1	LIN Sz-Yu						1
3	CHIANG Chia-Yun		1				
4	YU Li-Chuan						1
7	HSIEH Nien-En		1				
8	CHEN Szu-Yu						
9	TANG Rou-An		1				1
11	CHANG Yu-Hui		1				
13	HUANG Chih-Shan						
15	CHEN Shu-Fen			1		1	
20	CHIEN Chen-Chen	6			1		2
Team							1
Totals		6	4	1	1	1	6

TUN - Tunisia

No.	Name	Technical skills					
		Ass	ST	BS	R6	P6	TO
1	ARFAOUI SAMIRA						
2	SALMI AMANI					1	3
3	JEMMALI AMENI						
5	ROMDHAN HANEN						
9	CHEKIR SENDA FARAH						1
11	AMERI SAFA		1	1	1	1	
14	MRAD MANEL	1					
20	FADHLOUN SINDA						1
21	AMICHE BOUTHEINA					1	2
88	OUERFELLI LEILA						
Team							
Totals		1	1	1	1	3	7

Running Score

TPE - TUN

1st Period

CHIANG C.	2	: 0
YU L.	4	: 0
TANG R.	6	: 0
	6	: 1
	6	: 3
SALMI A.		
AMERI S.		
YU L.	8	: 3
	8	: 5
AMICHE B.		
CHIANG C.	9	: 5
LIN S.	11	: 5
CHIANG C.	13	: 5
YU L.	15	: 5
	15	: 7
SALMI A.		
LIN S.	17	: 7
	17	: 9
AMERI S.		
TANG R.	19	: 9
	19	: 11
AMICHE B.		
CHEN S.	21	: 11
	21	: 13
AMERI S.		
	21	: 15
SALMI A.		
LIN S.	23	: 15

2nd Period

	0	: 2
ROMDHAN H.		
CHIANG C.	1	: 2
	1	: 4
FADHLOUN S.		
	1	: 6
AMICHE B.		
CHEN S.	3	: 6
	3	: 8
AMICHE B.		
TANG R.	5	: 8
	5	: 10
SALMI A.		
CHIEN C.	6	: 10
	6	: 11
AMICHE B.		
TANG R.	8	: 11
	8	: 13
AMICHE B.		
TANG R.	10	: 13
CHEN S.	12	: 13
	12	: 15
AMERI S.		
	12	: 16
SALMI A.		
	12	: 17
SALMI A.		
CHIANG C.	13	: 17
	13	: 19
FADHLOUN S.		
TANG R.	15	: 19
CHIANG C.	17	: 19

Shootout

	0	: 2
AMICHE B.		
CHANG Y.	2	: 2
CHIEN C.	4	: 2
	4	: 4
AMERI S.		
CHIANG C.	6	: 4
	6	: 5
MRAD M.		

LEGEND							
1-Pt	1-Point-Shots	1-Pt Spin	1-Point-Spinshots	---	Struck out Players did not play	%	Efficiency
Ass	Assists	BS	Blocked Shots	DQ	Disqualifications	GK	Goalkeeper
Ind	Individual	No	Shirt Number	P6	Penalty Fouls	P6m	6m Penalty Shots
R6	Received 6m-Fouls	RC	Red Cards	Spec	Specialist	ST	Steals
SUS	Suspension	Spin	Spinshots	TO	Turnover		

Timing and Results provided by **TISSOT**



Match No.: 22 Court 1

Results

Australia 0 vs 2 Poland

REFEREES:

Palkovits David (HUN)

Szilvasi Gabor Gyorgy (HUN)

1st Period: 8 - 14

2nd Period: 8 - 12

AUS - Australia

Headcoach: MENSING Boris

Team time outs: 2

No.	Name	Total				Goals / Shots						Punishments			
		Points	Goals	Shots	%	1-Pt All	1-Pt Spin	Spin	Inflight	Specialist	Goalkeeper	P6m	SUS	RC	DQ
2	BIEHLER Birte	5	3	7	43	1 / 1			0 / 1	2 / 5					
6	DOS SANTOS Daniela	4	2	4	50			1 / 2	0 / 1			1 / 1			
7	MEDJED Ana		0	1	0				0 / 1						
11	VIANA Aline												1		
12	PLAYER Laura														
13	VERNAY Manon	2	1	1	100						1 / 1				
14	MCAFFEE Madeleine														
15	SMILJANIC Vanja	5	3	10	30	1 / 1		1 / 6	1 / 3						
16	BOYD Rosalie		0	1	0			0 / 1							
22	COOPER Heather														
Totals		16	9	24	38	2 / 2		2 / 9	1 / 6	2 / 5	1 / 1	1 / 1	1		

POL - Poland

Headcoach: KARPINSKI Marek

No.	Name	Total				Goals / Shots						Punishments		
		Points	Goals	Shots	%	1-Pt All	1-Pt Spin	Spin	Inflight	Specialist	Goalkeeper	P6m	SUS	RC
2	BARTKOWIAK Sylwia	5	3	7	43	1 / 3		2 / 4						
3	NOWICKA Ewa	12	7	11	64	2 / 3		3 / 5				2 / 3		
4	SOWA Paulina													
6	MAZUREK Paula	2	1	1	100					1 / 1				
8	ZAKOWSKA Lidia	6	3	4	75				0 / 1	3 / 3				
9	SLEZAK Alicia	1	1	5	20	1 / 1	1 / 1	0 / 1	0 / 3					
12	SLOTA Magdalena		0	1	0						0 / 1			
13	LAKOMY Weronika													
18	MASLOWSKA Katarzyna												1	
48	KRUPA Natalia		0	1	0						0 / 1			
Totals		26	15	30	50	4 / 7	1 / 1	5 / 10	0 / 4	4 / 4	0 / 2	2 / 3	1	

No.	Goalkeeper	Total			Saves / Shots						
		Saves	Shots	%	1-Pt All	1-Pt Spin	Spin	Inflight	Specialist	Goalkeeper	P6m
12	SLOTA Magdalena	4	9	44	0 / 2		3 / 4	1 / 2	0 / 1		
48	KRUPA Natalia	3	7	43			1 / 2	2 / 2	0 / 1	0 / 1	0 / 1
Totals		8	17	47	0 / 2		4 / 6	3 / 4	1 / 3	0 / 1	0 / 1

Team Comparison

	1st Period				2nd Period			
	Australia		Poland		Australia		Poland	
	Goals/Shots	Eff %	Goals/Shots	Eff %	Goals/Shots	Eff %	Goals/Shots	Eff %
Inflight	0 / 2	0	0 / 3	0	1 / 4	25	0 / 1	0
Spin Shots	1 / 5	20	4 / 5	80	1 / 4	25	1 / 5	20
Specialist Shots	1 / 4	25	1 / 1	100	1 / 1	100	3 / 3	100
1-Point Shots			2 / 3	67	2 / 2	100	2 / 4	50
Goalkeeper Shots	1 / 1	100					0 / 2	0
6-meter Shots	1 / 1	100	1 / 2	50			1 / 1	100
1-Point Spin Shots							1 / 1	100

Timing and Results provided by  TISSOT



Match No.: 22 Court 1

Results

Australia 0 vs 2 Poland

REFEREES:

Palkovits David (HUN)

Szilvasi Gabor Gyorgy (HUN)

1st Period: 8 - 14

2nd Period: 8 - 12

AUS - Australia

No.	Name	Technical skills					
		Ass	ST	BS	R6	P6	TO
2	BIEHLER Birte						
6	DOS SANTOS Daniela						
7	MEDJED Ana				2		1
11	VIANA Aline			2		1	
12	PLAYER LAura						
13	VERNAY Manon						
14	MCAFEE Madeleine						
15	SMILJANIC Vanja	1					2
16	BOYD Rosalie					1	1
22	COOPER Heather						1
Team							
Totals		1		2	2	2	5

POL - Poland

No.	Name	Technical skills					
		Ass	ST	BS	R6	P6	TO
2	BARTKOWIAK Sylwia			1	1		1
3	NOWICKA Ewa		1				
4	SOWA Paulina						
6	MAZUREK Paula						
8	ZAKOWSKA Lidia						
9	SLEZAK Alicia	2			1		1
12	SLOTA Magdalena						
13	LAKOMY Weronika		1	1			
18	MASLOWSKA Katarzyna				1		
48	KRUPA Natalia						
Team							
Totals		2	2	2	3		2

Running Score

AUS - POL

1st Period

0 : 2 NOWICKA E.

0 : 4 BARTKOWIAK S.

BIEHLER B. 2 : 4

2 : 6 NOWICKA E.

2 : 8 MAZUREK P.

2 : 10 NOWICKA E.

2 : 12 NOWICKA E.

2 : 13 NOWICKA E.

DOS SANTOS D. 4 : 13

4 : 14 BARTKOWIAK S.

VERNAY M. 6 : 14

DOS SANTOS D. 8 : 14

2nd Period

SMILJANIC V. 2 : 0

2 : 2 BARTKOWIAK S.

2 : 4 NOWICKA E.

SMILJANIC V. 3 : 4

3 : 5 NOWICKA E.

3 : 6 SLEZAK A.

BIEHLER B. 4 : 6

4 : 8 ZAKOWSKA L.

4 : 10 ZAKOWSKA L.

SMILJANIC V. 6 : 10

6 : 12 ZAKOWSKA L.

BIEHLER B. 8 : 12

LEGEND

1-Pt 1-Point-Shots

Ass Assists

Ind Individual

R6 Received 6m-Fouls

SUS Suspension

1-Pt Spin 1-Point-Spinshots

BS Blocked Shots

No Shirt Number

RC Red Cards

Spin Spinshots

— Struck out Players did not play

DQ Disqualifications

P6 Penalty Fouls

Spec Specialist

TO Turnover

% Efficiency

GK Goalkeeper

P6m 6m Penalty Shots

ST Steals

Timing and Results provided by  TISSOT



Match No.: 23 Court 1

Results

Norway 1 vs 2 Spain

REFEREES:

Hani Shaker Majeed Hasan Shehab (BRN)
Hasan Shamsan Mohamed Shansam (BRN)

1st Period: 10 - 13
2nd Period: 13 - 11
Shootout: 2 - 6

NOR - Norway

Headcoach: BERG ANDREASSEN Eskil

Team time outs: 1

No.	Name	Total				Goals / Shots						Punishments			
		Points	Goals	Shots	%	1-Pt All	1-Pt Spin	Spin	Inflight	Specialist	Goalkeeper	P6m	SUS	RC	DQ
1	GULBRANDSEN Regina														
2	BLAASMO Katinka Haltvik	6	3	4	75			0 / 1				3 / 3			
3	HAMMERSTAD Elisabeth	10	5	9	56			5 / 9							
4	WELFLER Martine														
5	MARTINSEN Marielle	4	3	9	33	2 / 2		0 / 4		1 / 3					
6	AARDAHL Maren	5	3	8	38	1 / 1		0 / 4	1 / 2	1 / 1					
10	WERNERSEN Ida		0	2	0					0 / 2					
11	SMISTAD Marte												1		
15	GRANLUND Rikke		0	1	0						0 / 1				
20	RONNING Andrea		0	1	0			0 / 1							
Totals		25	14	34	41	3 / 3		5 / 19	1 / 2	2 / 6	0 / 1	3 / 3	1		

No.	Goalkeeper	Total			Saves / Shots							
		Saves	Shots	%	1-Pt All	1-Pt Spin	Spin	Inflight	Specialist	Goalkeeper	P6m	
1	GULBRANDSEN Regina	0	1	0			0 / 1					
2	BLAASMO Katinka Haltvik											
15	GRANLUND Rikke	8	24	33	1 / 5		5 / 11	0 / 3	2 / 5			
Totals		8	25	32	1 / 5		5 / 12	0 / 3	2 / 5			

ESP - Spain

Headcoach: FORNELL MUNOS Noella

Team time outs: 2

No.	Name	Total				Goals / Shots						Punishments			
		Points	Goals	Shots	%	1-Pt All	1-Pt Spin	Spin	Inflight	Specialist	Goalkeeper	P6m	SUS	RC	DQ
1	LLADRO FERNANDEZ Silvia														
3	BATISTA PORTERO Asunción	8	5	6	83	2 / 2		1 / 1	2 / 3						
5	CONEJERO GALAN Patricia	5	3	7	43	1 / 3		1 / 3	1 / 1						
6	CAÑO DOMINGUEZ Raquel		0	4	0			0 / 4							
7	HENANDEZ TORRICO Sara	4	2	3	67					2 / 3					
12	SOLANO CABALLERO Sonora Lucia														
13	SANCHEZ BARRIOS Andrea	8	4	5	80			4 / 5							
15	GARCIA TORO Maria Luisa		0	1	0			0 / 1					1		
17	CONEJERO GALAN Cristina	3	2	2	100	1 / 1		1 / 1							
25	SANHEZ HERNANDEZ Maria del Carmen	2	1	3	33					1 / 3					
Totals		30	17	31	55	4 / 6		7 / 15	3 / 4	3 / 6			1		

No.	Goalkeeper	Total			Saves / Shots							
		Saves	Shots	%	1-Pt All	1-Pt Spin	Spin	Inflight	Specialist	Goalkeeper	P6m	
1	LLADRO FERNANDEZ Silvia	8	20	40	0 / 3		4 / 8	0 / 1	3 / 5	1 / 1	0 / 2	
12	SOLANO CABALLERO Sonora Lucia	1	1	100			1 / 1					
Totals		10	24	42	0 / 3		6 / 11	0 / 1	3 / 5	1 / 1	0 / 3	

Team Comparison

	1st Period				2nd Period			
	Norway		Spain		Norway		Spain	
	Goals/Shots	Eff %	Goals/Shots	Eff %	Goals/Shots	Eff %	Goals/Shots	Eff %
Inflight			2 / 3	67	1 / 1	100	1 / 1	100
Spin Shots	3 / 13	23	2 / 6	33	1 / 3	33	2 / 5	40
Specialist Shots			1 / 1	100	2 / 6	33	2 / 5	40
1-Point Shots			3 / 3	100	3 / 3	100	1 / 3	33
Goalkeeper Shots					0 / 1	0		
6-meter Shots	2 / 2	100			1 / 1	100		

Report Created SAT 29 JUL 2017 14:53

Timing and Results provided by **TISSOT**

Page 1 / 2



Match No.: 23 Court 1

Results

Norway 1 vs 2 Spain

REFEREES:

Hani Shaker Majeed Hasan Shehab (BRN)
Hasan Shamsan Mohamed Shansam (BRN)

1st Period: 10 - 13
2nd Period: 13 - 11
Shootout: 2 - 6

NOR - Norway

No.	Name	Technical skills					
		Ass	ST	BS	R6	P6	TO
1	GULBRANDSEN Regina						
2	BLAASMO Katinka Haltvik	4					3
3	HAMMERSTAD Elisabeth				1		1
4	WELFLER Martine						
5	MARTINSEN Marielle	1					1
6	AARDAHL Maren				2		
10	WERNERSEN Ida						
11	SMISTAD Marte						
15	GRANLUND Rikke						
20	RONNING Andrea						1
Team							
Totals		5			3		6

ESP - Spain

No.	Name	Technical skills					
		Ass	ST	BS	R6	P6	TO
1	LLADRO FERNANDEZ Silvia						
3	BATISTA PORTERO Asunción	2					
5	CONEJERO GALAN Patricia	4	2	1			
6	CAÑO DOMINGUEZ Raquel	2					4
7	HENANDEZ TORRICO Sara						
12	SOLANO CABALLERO Sonora Lucia						
13	SANCHEZ BARRIOS Andrea	1					1
15	GARCIA TORO Maria Luisa			3			
17	CONEJERO GALAN Cristina		1				
25	SANCHEZ HERNANDEZ Maria del Carmen						
Team							
Totals		9	3	4			5

Running Score

NOR - ESP

1st Period

0 : 1	CONEJERO GALAN P.
0 : 3	SANCHEZ HERNANDEZ M.
2 : 3	BLAASMO K.
4 : 3	HAMMERSTAD E.
4 : 5	BATISTA PORTERO A.
4 : 7	SANCHEZ BARRIOS A.
4 : 9	SANCHEZ BARRIOS A.
6 : 9	BLAASMO K.
6 : 11	CONEJERO GALAN P.
6 : 12	BATISTA PORTERO A.
8 : 12	HAMMERSTAD E.
10 : 12	HAMMERSTAD E.
10 : 13	CONEJERO GALAN C.

2nd Period

0 : 2	HENANDEZ TORRICO S.
0 : 4	HENANDEZ TORRICO S.
2 : 4	HAMMERSTAD E.
3 : 4	MARTINSEN M.
3 : 6	SANCHEZ BARRIOS A.
3 : 8	SANCHEZ BARRIOS A.
3 : 10	BATISTA PORTERO A.
5 : 10	AARDAHL M.
6 : 10	AARDAHL M.
8 : 10	BLAASMO K.
9 : 10	MARTINSEN M.
9 : 11	BATISTA PORTERO A.
11 : 11	MARTINSEN M.
13 : 11	AARDAHL M.

Shootout

0 : 2	BATISTA PORTERO A.
2 : 2	HAMMERSTAD E.
2 : 4	CONEJERO GALAN C.
2 : 6	CONEJERO GALAN P.

LEGEND							
1-Pt	1-Point-Shots	1-Pt Spin	1-Point-Spinshots	—	Struck out Players did not play	%	Efficiency
Ass	Assists	BS	Blocked Shots	DQ	Disqualifications	GK	Goalkeeper
Ind	Individual	No	Shirt Number	P6	Penalty Fouls	P6m	6m Penalty Shots
R6	Received 6m-Fouls	RC	Red Cards	Spec	Specialist	ST	Steals
SUS	Suspension	Spin	Spinshots	TO	Turnover		

Timing and Results provided by  TISSOT



Match No.: 24 Court 1

Results

Argentina 0 vs 2 Brazil

REFEREES:

Gawel Adyta (POL)

Jaworska Edyta Wieslawa (POL)

1st Period: 10 - 22

2nd Period: 12 - 15

ARG - Argentina

Headcoach: COMPARONE Salvador

Team time outs: 1

No.	Name	Total				Goals / Shots						Punishments			
		Points	Goals	Shots	%	1-Pt All	1-Pt Spin	Spin	Inflight	Specialist	Goalkeeper	P6m	SUS	RC	DQ
2	MIROTTA AGUSTINA	4	2	2	100				2 / 2						
6	ELIGES IVANA	4	2	4	50					2 / 4					
9	IBARRA FLORENCIA												1		
10	BARROS ROCIO	2	1	1	100					1 / 1					
12	BERICIO FLORENCIA														
13	MECCIA CELESTE	2	1	3	33			0 / 2	1 / 1						
15	AGUZZI DANIELA	4	2	6	33			1 / 4	1 / 2				1		
16	ROSSI CAROLINA	6	3	4	75			2 / 2	1 / 2						
20	SCORDAMAGLIA LUCIANA														
24	CARDENAS RAYEN														
Totals		22	11	20	55			3 / 8	5 / 7	3 / 5			2		

No.	Goalkeeper	Total			Saves / Shots						
		Saves	Shots	%	1-Pt All	1-Pt Spin	Spin	Inflight	Specialist	Goalkeeper	P6m
12	BERICIO FLORENCIA	5	25	20	0 / 3	0 / 2	1 / 4	3 / 15	1 / 2	0 / 1	
Totals		5	25	20	0 / 3	0 / 2	1 / 4	3 / 15	1 / 2	0 / 1	

BRA - Brazil

Headcoach:

Team time outs: 1

No.	Name	Total				Goals / Shots						Punishments			
		Points	Goals	Shots	%	1-Pt All	1-Pt Spin	Spin	Inflight	Specialist	Goalkeeper	P6m	SUS	RC	DQ
2	SENA Nathalie														
3	SOUZA Camila	4	2	4	50			1 / 2		1 / 2					
4	ALENCAR Millena	8	5	7	71	2 / 2	1 / 1		3 / 5						
5	SCHEPPA Patricia		0	2	0				0 / 2						
6	SANTIAGO Renata	12	6	7	86				6 / 7						
7	FRAZAO Ingrid	4	2	2	100			1 / 1			1 / 1				
8	OLIVEIRA Juliana	2	1	3	33			1 / 2	0 / 1						
9	PIRES Cinthya	7	4	4	100	1 / 1	1 / 1		3 / 3						
10	BRAZ Carolina														
14	BARROS Jessica														
Totals		37	20	29	69	3 / 3	2 / 2	3 / 5	12 / 18	1 / 2	1 / 1				

No.	Goalkeeper	Total			Saves / Shots						
		Saves	Shots	%	1-Pt All	1-Pt Spin	Spin	Inflight	Specialist	Goalkeeper	P6m
7	FRAZAO Ingrid	4	15	27			3 / 6	1 / 6	0 / 3		
Totals		4	15	27			3 / 6	1 / 6	0 / 3		

Team Comparison

	1st Period				2nd Period			
	Argentina		Brazil		Argentina		Brazil	
	Goals/Shots	Eff %	Goals/Shots	Eff %	Goals/Shots	Eff %	Goals/Shots	Eff %
Inflight	3 / 3	100	7 / 9	78	2 / 4	50	5 / 9	56
Spin Shots	1 / 2	50	2 / 2	100	2 / 6	33	1 / 3	33
Specialist Shots	1 / 2	50	0 / 1	0	2 / 3	67	1 / 1	100
1-Point Shots			2 / 2	100			1 / 1	100
Goalkeeper Shots			1 / 1	100				
6-meter Shots								
1-Point Spin Shots			2 / 2	100				

Timing and Results provided by TISSOT



Match No.: 24 Court 1

Results

Argentina 0 vs 2 Brazil

REFEREES:

Gawel Adyta (POL)

Jaworska Edyta Wieslawa (POL)

1st Period: 10 - 22

2nd Period: 12 - 15

ARG - Argentina

No.	Name	Technical skills						TO
		Ass	ST	BS	R6	P6		
2	MIROTTA AGUSTINA	1					3	
6	ELIGES IVANA						3	
9	IBARRA FLORENCIA		1					
10	BARROS ROCIO							
12	BERICIO FLORENCIA							
13	MECCIA CELESTE						1	
15	AGUZZI DANIELA	3					4	
16	ROSSI CAROLINA						2	
20	SCORDAMAGLIA LUCIANA		1					
24	CARDENAS RAYEN							
Team							1	
Totals		4	2				14	

BRA - Brazil

No.	Name	Technical skills						TO
		Ass	ST	BS	R6	P6		
2	SENA Nathalie						1	
3	SOUZA Camila	1					1	
4	ALENCAR Millena	2					1	
5	SCHEPPA Patricia							
6	SANTIAGO Renata							
7	FRAZAO Ingrid							
8	OLIVEIRA Juliana	3					1	
9	PIRES Cinthya						1	
10	BRAZ Carolina		1					
14	BARROS Jessica			1				
Team								
Totals		6	1	1			5	

Running Score

ARG - BRA

1st Period

	0 : 2	FRAZAO I.
MIROTTA A.	2 : 2	
	2 : 4	PIRES C.
	2 : 6	SANTIAGO R.
MIROTTA A.	4 : 6	
	4 : 8	SANTIAGO R.
	4 : 10	SANTIAGO R.
	4 : 11	ALENCAR M.
AGUZZI D.	6 : 11	
	6 : 12	PIRES C.
	6 : 14	SANTIAGO R.
	6 : 16	PIRES C.
	6 : 18	PIRES C.
BARROS R.	8 : 18	
	8 : 20	FRAZAO I.
	8 : 22	OLIVEIRA J.
MECCIA C.	10 : 22	

2nd Period

	0 : 2	ALENCAR M.
ROSSI C.	2 : 2	
	2 : 4	SOUZA C.
ROSSI C.	4 : 4	
ELIGES I.	6 : 4	
	6 : 6	ALENCAR M.
	6 : 8	SANTIAGO R.
ROSSI C.	8 : 8	
	8 : 10	SANTIAGO R.
AGUZZI D.	10 : 10	
	10 : 12	ALENCAR M.
ELIGES I.	12 : 12	
	12 : 14	SOUZA C.
	12 : 15	ALENCAR M.

LEGEND							
1-Pt	1-Point-Shots	1-Pt Spin	1-Point-Spinshots	—	Struck out Players did not play	%	Efficiency
Ass	Assists	BS	Blocked Shots	DQ	Disqualifications	GK	Goalkeeper
Ind	Individual	No	Shirt Number	P6	Penalty Fouls	P6m	6m Penalty Shots
R6	Received 6m-Fouls	RC	Red Cards	Spec	Specialist	ST	Steals
SUS	Suspension	Spin	Spinshots	TO	Turnover		

Timing and Results provided by TISSOT



Match No.: 17 Court 2

Results

Chinese Taipei 0 vs 2 Australia

REFEREES:

1st Period: 16 - 21
2nd Period: 9 - 12

TPE - Chinese Taipei

Headcoach: CHU Chi-En

No.	Name	Total				Goals / Shots							Punishments		
		Points	Goals	Shots	%	1-Pt All	1-Pt Spin	Spin	Inflight	Specialist	Goalkeeper	P6m	SUS	RC	DQ
1	LIN Sz-Yu		0	1	0						0 / 1				
3	CHIANG Chia-Yun	9	5	10	50	1 / 1		3 / 6	1 / 3						
4	YU Li-Chuan	2	1	2	50					1 / 2					
7	HSIEH Nien-En														
8	CHEN Szu-Yu	2	1	4	25			0 / 1		1 / 3					
9	TANG Rou-An	4	2	6	33	0 / 1		1 / 4				1 / 1			
11	CHANG Yu-Hui														
13	HUANG Chih-Shan														
15	CHEN Shu-Fen														
20	CHIEN Chen-Chen	8	5	8	63	2 / 2	2 / 2	2 / 4	1 / 2						
Totals		25	14	31	45	3 / 4	2 / 2	6 / 15	2 / 5	2 / 5	0 / 1	1 / 1			

No.	Goalkeeper	Total			Saves / Shots						
		Saves	Shots	%	1-Pt All	1-Pt Spin	Spin	Inflight	Specialist	Goalkeeper	P6m
1	LIN Sz-Yu	6	25	24	0 / 5	0 / 3	3 / 8	3 / 6	0 / 5		0 / 1
Totals		6	25	24	0 / 5	0 / 3	3 / 8	3 / 6	0 / 5		0 / 1

AUS - Australia

Headcoach: MENSING Boris

Team time outs: 1

No.	Name	Total				Goals / Shots							Punishments		
		Points	Goals	Shots	%	1-Pt All	1-Pt Spin	Spin	Inflight	Specialist	Goalkeeper	P6m	SUS	RC	DQ
2	BIEHLER Birte	10	5	7	71					5 / 7					
6	DOS SANTOS Daniela	8	5	8	63	2 / 2	1 / 1	0 / 1	2 / 4			1 / 1			
7	MEDJED Ana	6	3	5	60			2 / 4	1 / 1						
11	VIANA Aline														
12	PLAYER LAura														
13	VERNAY Manon														
14	MCAFEE Madeleine														
15	SMILJANIC Vanja	6	4	6	67	2 / 2	2 / 2	2 / 2	0 / 1	0 / 1					
16	BOYD Rosalie												1		
22	COOPER Heather	3	2	4	50	1 / 1		1 / 3							
Totals		33	19	30	63	5 / 5	3 / 3	5 / 10	3 / 6	5 / 8		1 / 1	1		

No.	Goalkeeper	Total			Saves / Shots						
		Saves	Shots	%	1-Pt All	1-Pt Spin	Spin	Inflight	Specialist	Goalkeeper	P6m
13	VERNAY Manon	10	24	42	1 / 4	0 / 2	4 / 10	2 / 4	2 / 4	1 / 1	0 / 1
Totals		10	24	42	1 / 4	0 / 2	4 / 10	2 / 4	2 / 4	1 / 1	0 / 1

Team Comparison

	1st Period				2nd Period			
	Chinese Taipei		Australia		Chinese Taipei		Australia	
	Goals/Shots	Eff %	Goals/Shots	Eff %	Goals/Shots	Eff %	Goals/Shots	Eff %
Inflight	2 / 2	100	1 / 3	33	0 / 3	0	2 / 3	67
Spin Shots	5 / 10	50	5 / 8	63	1 / 5	20	0 / 2	0
Specialist Shots	1 / 2	50	2 / 2	100	1 / 3	33	3 / 6	50
1-Point Shots			3 / 3	100	3 / 4	75	2 / 2	100
Goalkeeper Shots					0 / 1	0		
6-meter Shots			1 / 1	100	1 / 1	100		
1-Point Spin Shots			2 / 2	100	2 / 2	100	1 / 1	100

Timing and Results provided by  TISSOT



Match No.: 17 Court 2

Results

Chinese Taipei 0 vs 2 Australia

REFEREES:

1st Period: 16 - 21
2nd Period: 9 - 12

TPE - Chinese Taipei

No.	Name	Technical skills					
		Ass	ST	BS	R6	P6	TO
1	LIN Sz-Yu						
3	CHIANG Chia-Yun						
4	YU Li-Chuan						
7	HSIEH Nien-En						
8	CHEN Szu-Yu						
9	TANG Rou-An		1		1		1
11	CHANG Yu-Hui						
13	HUANG Chih-Shan						
15	CHEN Shu-Fen		1				
20	CHIEN Chen-Chen	1					2
Team							2
Totals		1	2		1		5

AUS - Australia

No.	Name	Technical skills					
		Ass	ST	BS	R6	P6	TO
2	BIEHLER Birte				1		1
6	DOS SANTOS Daniela						3
7	MEDJED Ana						2
11	VIANA Aline			2			
12	PLAYER LAura						
13	VERNAY Manon						1
14	MCAFEE Madeleine						
15	SMILJANIC Vanja						
16	BOYD Rosalie			2			
22	COOPER Heather						
Team							
Totals				4	1		7

Running Score

TPE - AUS

1st Period

0 : 2	SMILJANIC V.
TANG R. 2 : 2	
2 : 4	MEDJED A.
CHIANG C. 4 : 4	
4 : 5	SMILJANIC V.
4 : 7	DOS SANTOS D.
4 : 9	DOS SANTOS D.
4 : 10	SMILJANIC V.
CHIEN C. 6 : 10	
6 : 12	MEDJED A.
6 : 14	BIEHLER B.
CHIANG C. 8 : 14	
CHIEN C. 10 : 14	
10 : 16	SMILJANIC V.
CHIANG C. 12 : 16	
YU L. 14 : 16	
14 : 18	BIEHLER B.
CHIANG C. 16 : 18	
16 : 20	COOPER H.
16 : 21	DOS SANTOS D.

2nd Period

CHIEN C. 1 : 0	
CHEN S. 3 : 0	
CHIEN C. 5 : 0	
5 : 1	DOS SANTOS D.
5 : 3	DOS SANTOS D.
TANG R. 7 : 3	
7 : 5	MEDJED A.
CHIEN C. 8 : 5	
8 : 7	BIEHLER B.
CHIANG C. 9 : 7	
9 : 9	BIEHLER B.
9 : 11	BIEHLER B.
9 : 12	COOPER H.

LEGEND							
1-Pt	1-Point-Shots	1-Pt Spin	1-Point-Spinshots	—	Struck out Players did not play	%	Efficiency
Ass	Assists	BS	Blocked Shots	DQ	Disqualifications	GK	Goalkeeper
Ind	Individual	No	Shirt Number	P6	Penalty Fouls	P6m	6m Penalty Shots
R6	Received 6m-Fouls	RC	Red Cards	Spec	Specialist	ST	Steals
SUS	Suspension	Spin	Spinshots	TO	Turnover		

Timing and Results provided by  TISSOT



Match No.: 18 Court 1

Results

Poland 2 vs 1 Tunisia

REFEREES:

Mertinian Michail (GRE)
Syrepisios Evangelos (GRE)

1st Period: 17 - 7
2nd Period: 14 - 20
Shootout: 6 - 2

POL - Poland

Headcoach: KARPINSKI Marek

Team time outs: 1

No.	Name	Total				Goals / Shots						Punishments			
		Points	Goals	Shots	%	1-Pt All	1-Pt Spin	Spin	Inflight	Specialist	Goalkeeper	P6m	SUS	RC	DQ
2	BARTKOWIAK Sylwia		0	1	0	0 / 1									
3	NOWICKA Ewa	7	4	8	50	1 / 3		3 / 4				0 / 1	1		
4	SOWA Paulina	10	5	8	63			2 / 4	3 / 4						
6	MAZUREK Paula	6	3	6	50					3 / 6					
8	ZAKOWSKA Lidia	8	4	6	67					4 / 6					
9	SLEZAK Alicia	4	2	5	40			1 / 3	1 / 2						
12	SLOTA Magdalena														
13	LAKOMY Weronika	2	1	1	100			1 / 1							
18	MASLOWSKA Katarzyna												1		
48	KRUPA Natalia		0	1	0						0 / 1				
Totals		37	19	36	53	1 / 4		7 / 12	4 / 6	7 / 12	0 / 1	0 / 1	2		

No.	Goalkeeper	Total			Saves / Shots							
		Saves	Shots	%	1-Pt All	1-Pt Spin	Spin	Inflight	Specialist	Goalkeeper	P6m	
2	BARTKOWIAK Sylwia											
12	SLOTA Magdalena	6	19	32	1 / 2		3 / 7	1 / 5	1 / 4		0 / 1	
48	KRUPA Natalia	0	2	0			0 / 1			0 / 1		
Totals		6	21	29	1 / 2		3 / 8	1 / 5	1 / 4	0 / 1	0 / 1	

TUN - Tunisia

Headcoach: AYARI Hajer

Team time outs: 1

No.	Name	Total				Goals / Shots						Punishments			
		Points	Goals	Shots	%	1-Pt All	1-Pt Spin	Spin	Inflight	Specialist	Goalkeeper	P6m	SUS	RC	DQ
1	ARFAOUI SAMIRA		0	1	0						0 / 1				
2	SALMI AMANI	7	4	7	57	1 / 2			3 / 5				1		
3	JEMMALI AMENI														
5	ROMDHAN HANEN	2	1	7	14			0 / 6	1 / 1						
9	CHEKIR SENDA FARAH		0	2	0			0 / 1		0 / 1					
11	AMERI SAFA														
14	MRAD MANEL	6	3	3	100			2 / 2				1 / 1			
20	FADHLOUN SINDA	6	3	3	100					3 / 3					
21	AMICHE BOUTHEINA	6	3	7	43			3 / 6				0 / 1			
88	OUERFELLI LEILA	2	1	1	100						1 / 1				
Totals		29	15	31	48	1 / 2		5 / 15	4 / 6	3 / 4	1 / 2	1 / 2	1		

No.	Goalkeeper	Total			Saves / Shots							
		Saves	Shots	%	1-Pt All	1-Pt Spin	Spin	Inflight	Specialist	Goalkeeper	P6m	
1	ARFAOUI SAMIRA	9	25	36	1 / 2		3 / 7	2 / 6	3 / 10			
9	CHEKIR SENDA FARAH	0	1	0			0 / 1					
88	OUERFELLI LEILA	0	2	0			0 / 2					
Totals		9	28	32	1 / 2		3 / 10	2 / 6	3 / 10			

Team Comparison

	1st Period				2nd Period			
	Poland		Tunisia		Poland		Tunisia	
	Goals/Shots	Eff %	Goals/Shots	Eff %	Goals/Shots	Eff %	Goals/Shots	Eff %
Inflight	4 / 5	80	2 / 3	67	0 / 1	0	2 / 3	67
Spin Shots	0 / 1	0	1 / 6	17	4 / 8	50	4 / 6	67
Specialist Shots	4 / 6	67	0 / 1	0	3 / 6	50	3 / 3	100
1-Point Shots	1 / 3	33	1 / 1	100	0 / 1	0	0 / 1	0
Goalkeeper Shots			0 / 1	0	0 / 1			
1-Point Spin Shots	0 / 1	0					1 / 1	100



Match No.: 18 Court 1

Results

Poland 2 vs 1 Tunisia

REFEREES:

Mertinian Michail (GRE)
Syrepisios Evangelos (GRE)1st Period: 17 - 7
2nd Period: 14 - 20
Shootout: 6 - 2

POL - Poland

No.	Name	Technical skills					
		Ass	ST	BS	R6	P6	TO
2	BARTKOWIAK Sylwia	1				1	
3	NOWICKA Ewa	1					1
4	SOWA Paulina	2					
6	MAZUREK Paula				1		2
8	ZAKOWSKA Lidia						
9	SLEZAK Alicia	1					
12	SLOTA Magdalena						
13	LAKOMY Weronika			1			
18	MASLOWSKA Katarzyna						
48	KRUPA Natalia	1		2			
Team							
Totals		6		3	1	1	3

TUN - Tunisia

No.	Name	Technical skills					
		Ass	ST	BS	R6	P6	TO
1	ARFAOUI SAMIRA						
2	SALMI AMANI	1					3
3	JEMMALI AMENI						
5	ROMDHAN HANEN						
9	CHEKIR SENDA FARAH						
11	AMERI SAFA						
14	MRAD MANEL	1					
20	FADHLOUN SINDA						3
21	AMICHE BOUTHEINA		2				
88	OUERFELLI LEILA						
Team							
Totals		2	2				6

Running Score

POL - TUN

1st Period

MAZUREK P.	2 : 0	
	2 : 2	SALMI A.
MAZUREK P.	4 : 2	
	4 : 4	ROMDHAN H.
SOWA P.	6 : 4	
SOWA P.	8 : 4	
SLEZAK A.	10 : 4	
ZAKOWSKA L.	12 : 4	
SOWA P.	14 : 4	
	14 : 5	SALMI A.
ZAKOWSKA L.	16 : 5	
	16 : 7	MRAD M.
NOWICKA E.	17 : 7	

2nd Period

NOWICKA E.	2 : 0	
	2 : 2	SALMI A.
	2 : 4	SALMI A.
NOWICKA E.	4 : 4	
	4 : 6	FADHLOUN S.
MAZUREK P.	6 : 6	
	6 : 8	FADHLOUN S.
	6 : 10	AMICHE B.
NOWICKA E.	8 : 10	
	8 : 12	MRAD M.
ZAKOWSKA L.	10 : 12	
	10 : 14	AMICHE B.
SOWA P.	12 : 14	
ZAKOWSKA L.	14 : 14	
	14 : 16	MRAD M.
	14 : 18	FADHLOUN S.
	14 : 20	AMICHE B.

Shootout

	0 : 2	OUERFELLI L.
SOWA P.	2 : 2	
LAKOMY W.	4 : 2	
SLEZAK A.	6 : 2	

LEGEND

1-Pt	1-Point-Shots	1-Pt Spin	1-Point-Spinshots	—	Struck out Players did not play	%	Efficiency
Ass	Assists	BS	Blocked Shots	DQ	Disqualifications	GK	Goalkeeper
Ind	Individual	No	Shirt Number	P6	Penalty Fouls	P6m	6m Penalty Shots
R6	Received 6m-Fouls	RC	Red Cards	Spec	Specialist	ST	Steals
SUS	Suspension	Spin	Spinshots	TO	Turnover		

Timing and Results provided by TISSOT



Match No.: 19 Court 1

Results

Norway 1 vs 2 Argentina

REFEREES:
Heel Al (QAT)
Yazeedi Al (QAT)

1st Period: 12 - 9
2nd Period: 8 - 9
Shootout: 6 - 7

NOR - Norway

Headcoach: BERG ANDREASSEN Eskil

No.	Name	Total				Goals / Shots							Punishments		
		Points	Goals	Shots	%	1-Pt All	1-Pt Spin	Spin	Inflight	Specialist	Goalkeeper	P6m	SUS	RC	DQ
1	GULBRANDSEN Regina														
2	BLAASMO Katinka Haltvik	8	4	5	80			4 / 5							
3	HAMMERSTAD Elisabeth	2	1	1	100			1 / 1							
4	WELFLER Martine	4	2	7	29			2 / 7							
5	MARTINSEN Marielle	2	1	1	100			1 / 1							
6	AARDAHL Maren	4	2	10	20			1 / 6		0 / 3		1 / 1	1		
10	WERNERSEN Ida	2	1	3	33					1 / 3					
11	SMISTAD Marte														
15	GRANLUND Rikke														
20	RONNING Andrea	4	2	4	50			2 / 4							
Totals		26	13	31	42			11 / 24		1 / 6		1 / 1	1		

No.	Goalkeeper	Total			Saves / Shots							
		Saves	Shots	%	1-Pt All	1-Pt Spin	Spin	Inflight	Specialist	Goalkeeper	P6m	
1	GULBRANDSEN Regina	4	16	25	0 / 2		1 / 7	3 / 5				0 / 2
2	BLAASMO Katinka Haltvik	0	1	0	0 / 1							
15	GRANLUND Rikke											
Totals		4	18	22	0 / 3		1 / 7	3 / 6				0 / 2

ARG - Argentina

Headcoach: COMPARONE Salvador

No.	Name	Total				Goals / Shots							Punishments		
		Points	Goals	Shots	%	1-Pt All	1-Pt Spin	Spin	Inflight	Specialist	Goalkeeper	P6m	SUS	RC	DQ
2	MIROTTA AGUSTINA	2	1	6	17			0 / 1	1 / 5				1		
6	ELIGES IVANA	1	1	1	100	1 / 1									
9	IBARRA FLORENCIA														
10	BARROS ROCIO	2	1	1	100			1 / 1							
12	BERICIO FLORENCIA														
13	MECCIA CELESTE	12	6	7	86			3 / 3	1 / 2			2 / 2			
15	AGUZZI DANIELA	1	1	3	33	1 / 2			0 / 1						
16	ROSSI CAROLINA	7	4	7	57	1 / 1		2 / 2	1 / 4						
20	SCORDAMAGLIA LUCIANA														
24	CARDENAS RAYEN														
Totals		25	14	25	56	3 / 4		6 / 7	3 / 12			2 / 2	1		

No.	Goalkeeper	Total			Saves / Shots							
		Saves	Shots	%	1-Pt All	1-Pt Spin	Spin	Inflight	Specialist	Goalkeeper	P6m	
12	BERICIO FLORENCIA	9	20	45			6 / 15		3 / 4			0 / 1
13	MECCIA CELESTE	0	2	0			0 / 2					
Totals		10	23	43			6 / 17		4 / 5			0 / 1

Team Comparison

	1st Period				2nd Period			
	Norway		Argentina		Norway		Argentina	
	Goals/Shots	Eff %	Goals/Shots	Eff %	Goals/Shots	Eff %	Goals/Shots	Eff %
Inflight			3 / 8	38			0 / 4	0
Spin Shots	4 / 9	44	0 / 1	0	4 / 10	40	3 / 3	100
Specialist Shots	1 / 3	33			0 / 3	0		
1-Point Shots			1 / 1	100			1 / 1	100
Goalkeeper Shots								
6-meter Shots	1 / 1	100	1 / 1	100				

Report Created FRI 28 JUL 2017 17:15

Timing and Results provided by **TISSOT**

Page 1 / 2



Match No.: 19 Court 1

Results

Norway 1 vs 2 Argentina

REFEREES:

Heel Al (QAT)

Yazeedi Al (QAT)

1st Period: 12 - 9

2nd Period: 8 - 9

Shootout: 6 - 7

NOR - Norway

No.	Name	Technical skills					
		Ass	ST	BS	R6	P6	TO
1	GULBRANDSEN Regina						
2	BLAASMO Katinka Haltvik	1					3
3	HAMMERSTAD Elisabeth	1	1	1			
4	WELFLER Martine	1			1		1
5	MARTINSEN Marielle						
6	AARDAHL Maren	1				1	
10	WERNERSEN Ida						1
11	SMISTAD Marte						
15	GRANLUND Rikke						
20	RONNING Andrea	1					3
Team							1
Totals		5	1	1	1	1	9

ARG - Argentina

No.	Name	Technical skills					
		Ass	ST	BS	R6	P6	TO
2	MIROTTA AGUSTINA	1			1		2
6	ELIGES IVANA	1					
9	IBARRA FLORENCIA						
10	BARROS ROCIO						2
12	BERICIO FLORENCIA						
13	MECCIA CELESTE				1		2
15	AGUZZI DANIELA						4
16	ROSSI CAROLINA						1
20	SCORDAMAGLIA LUCIANA		1	1			
24	CARDENAS RAYEN						
Team							
Totals		2	1	1	2		11

Running Score

NOR - ARG

1st Period

0 : 2 ROSSI C.

0 : 3 ROSSI C.

BLAASMO K. 2 : 3

2 : 5 MIROTTA A.

BLAASMO K. 4 : 5

WERNERSEN I. 6 : 5

BLAASMO K. 8 : 5

AARDAHL M. 10 : 5

10 : 7 MECCIA C.

BLAASMO K. 12 : 7

12 : 9 MECCIA C.

2nd Period

0 : 1 AGUZZI D.

AARDAHL M. 2 : 1

WELFLER M. 4 : 1

4 : 3 MECCIA C.

4 : 5 ROSSI C.

RONNING A. 6 : 5

6 : 7 MECCIA C.

6 : 9 MECCIA C.

WELFLER M. 8 : 9

Shootout

2 : 0

2 : 2 MECCIA C.

MARTINSEN M. 4 : 2

4 : 4 BARROS R.

4 : 6 ROSSI C.

RONNING A. 6 : 6

6 : 7 ELIGES I.

LEGEND

1-Pt	1-Point-Shots	1-Pt Spin	1-Point-Spinshots	—	Struck out Players did not play	%	Efficiency
Ass	Assists	BS	Blocked Shots	DQ	Disqualifications	GK	Goalkeeper
Ind	Individual	No	Shirt Number	P6	Penalty Fouls	P6m	6m Penalty Shots
R6	Received 6m-Fouls	RC	Red Cards	Spec	Specialist	ST	Steals
SUS	Suspension	Spin	Spinshots	TO	Turnover		

Timing and Results provided by TISSOT



Match No.: 20 Court 1

Results

Spain 0 vs 2 Brazil

REFEREES:

Palkovits David (HUN)

Szilvasi Gabor Gyorgy (HUN)

1st Period: 13 - 17

2nd Period: 14 - 15

ESP - Spain

Headcoach: FORNELL MUNOS Noella

Team time outs: 1

No.	Name	Total				Goals / Shots						Punishments			
		Points	Goals	Shots	%	1-Pt All	1-Pt Spin	Spin	Inflight	Specialist	Goalkeeper	P6m	SUS	RC	DQ
1	LLADRO FERNANDEZ Silvia														
3	BATISTA PORTERO Asunción	5	3	5	60	1 / 1		2 / 3	0 / 1						
5	CONEJERO GALAN Patricia	6	3	3	100			2 / 2	1 / 1						
6	CAÑO DOMINGUEZ Raquel	10	5	6	83			1 / 1	1 / 1			3 / 4	1		
7	HENANDEZ TORRICO Sara	6	3	4	75							3 / 4			
12	SOLANO CABALLERO Sonora Lucia														
13	SANCHEZ BARRIOS Andrea														
15	GARCIA TORO Maria Luisa													1	
17	CONEJERO GALAN Cristina		0	1	0			0 / 1							
25	SANHEZ HERNANDEZ Maria del Carmen														
Totals		27	14	19	74	1 / 1		5 / 7	2 / 3	3 / 4		3 / 4	2		

No.	Goalkeeper	Total			Saves / Shots						
		Saves	Shots	%	1-Pt All	1-Pt Spin	Spin	Inflight	Specialist	Goalkeeper	P6m
1	LLADRO FERNANDEZ Silvia	2	20	10	0 / 6	0 / 2	0 / 2	1 / 6	1 / 4		0 / 2
12	SOLANO CABALLERO Sonora Lucia	0	1	0							0 / 1
Totals		2	21	10	0 / 6	0 / 2	0 / 2	1 / 6	1 / 4		0 / 3

BRA - Brazil

Headcoach:

Team time outs: 1

No.	Name	Total				Goals / Shots						Punishments			
		Points	Goals	Shots	%	1-Pt All	1-Pt Spin	Spin	Inflight	Specialist	Goalkeeper	P6m	SUS	RC	DQ
2	SENA Nathalie	8	4	4	100				1 / 1			3 / 3	1		
3	SOUZA Camila	6	3	5	60					3 / 5					
4	ALENCAR Millena	5	3	4	75	1 / 1		0 / 1	2 / 2						
5	SCHEPPA Patricia	2	1	1	100				1 / 1						
6	SANTIAGO Renata		0	1	0				0 / 1						
7	FRAZAO Ingrid														
8	OLIVEIRA Juliana	2	1	1	100			1 / 1							
9	PIRES Cinthya	9	7	8	88	5 / 5	2 / 2	1 / 1	1 / 2						
10	BRAZ Carolina														
14	BARROS Jessica														
Totals		32	19	24	79	6 / 6	2 / 2	2 / 3	5 / 7	3 / 5		3 / 3	1		

No.	Goalkeeper	Total			Saves / Shots						
		Saves	Shots	%	1-Pt All	1-Pt Spin	Spin	Inflight	Specialist	Goalkeeper	P6m
7	FRAZAO Ingrid	2	16	13	0 / 1		2 / 7	0 / 2	0 / 3		0 / 3
Totals		2	16	13	0 / 1		2 / 7	0 / 2	0 / 3		0 / 3

Team Comparison

	1st Period				2nd Period			
	Spain		Brazil		Spain		Brazil	
	Goals/Shots	Eff %	Goals/Shots	Eff %	Goals/Shots	Eff %	Goals/Shots	Eff %
Inflight	1 / 2	50	4 / 4	100	1 / 1	100	1 / 3	33
Spin Shots	2 / 2	100	1 / 2	50	3 / 5	60	1 / 1	100
Specialist Shots	1 / 1	100	1 / 2	50	2 / 3	67	2 / 3	67
1-Point Shots	1 / 1	100	1 / 1	100			5 / 5	100
Goalkeeper Shots								
6-meter Shots	2 / 3	67	2 / 2	100	1 / 1	100	1 / 1	100
1-Point Spin Shots			1 / 1	100			1 / 1	100

Timing and Results provided by TISSOT



Match No.: 20 Court 1

Results

Spain 0 vs 2 Brazil

REFEREES:

Palkovits David (HUN)

Szilvasi Gabor Gyorgy (HUN)

1st Period: 13 - 17

2nd Period: 14 - 15

ESP - Spain

No.	Name	Technical skills					
		Ass	ST	BS	R6	P6	TO
1	LLADRO FERNANDEZ Silvia						
3	BATISTA PORTERO Asunción				1		1
5	CONEJERO GALAN Patricia	1					4
6	CAÑO DOMINGUEZ Raquel	1			2		4
7	HENANDEZ TORRICO Sara						1
12	SOLANO CABALLERO Sonora Lucia						
13	SANCHEZ BARRIOS Andrea						
15	GARCIA TORO Maria Luisa					1	
17	CONEJERO GALAN Cristina		1			1	
25	SANHEZ HERNANDEZ Maria del Carmen						
Team							2
Totals		2	1		3	2	12

Running Score

ESP - BRA

1st Period

CANO DOMINGUEZ R.	2 : 0
CONEJERO GALAN P.	2 : 2 ALENCAR M.
BATISTA PORTERO A.	4 : 2
CONEJERO GALAN P.	4 : 3 PIRES C.
CONEJERO GALAN P.	5 : 3
CONEJERO GALAN P.	5 : 5 SOUZA C.
CONEJERO GALAN P.	5 : 7 OLIVEIRA J.
CONEJERO GALAN P.	7 : 7
HENANDEZ TORRICO S.	7 : 9 SENA N.
HENANDEZ TORRICO S.	9 : 9
BATISTA PORTERO A.	9 : 11 SENA N.
BATISTA PORTERO A.	11 : 11
CANO DOMINGUEZ R.	11 : 13 PIRES C.
CANO DOMINGUEZ R.	13 : 13
CANO DOMINGUEZ R.	13 : 15 SCHEPPA P.
CANO DOMINGUEZ R.	13 : 17 SENA N.

BRA - Brazil

No.	Name	Technical skills					
		Ass	ST	BS	R6	P6	TO
2	SENA Nathalie				2		
3	SOUZA Camila	2					3
4	ALENCAR Millena	2				1	
5	SCHEPPA Patricia		1			1	
6	SANTIAGO Renata						
7	FRAZAO Ingrid						
8	OLIVEIRA Juliana						1
9	PIRES Cinthya						1
10	BRAZ Carolina		1			1	
14	BARROS Jessica		1			1	
Team							1
Totals		4	3		2	4	6

2nd Period

CANO DOMINGUEZ R.	2 : 0
CANO DOMINGUEZ R.	4 : 0
CANO DOMINGUEZ R.	4 : 1 ALENCAR M.
CANO DOMINGUEZ R.	4 : 3 PIRES C.
HENANDEZ TORRICO S.	6 : 3
HENANDEZ TORRICO S.	6 : 5 SOUZA C.
HENANDEZ TORRICO S.	6 : 7 SOUZA C.
CONEJERO GALAN P.	8 : 7
CONEJERO GALAN P.	8 : 9 SENA N.
CONEJERO GALAN P.	8 : 10 PIRES C.
BATISTA PORTERO A.	10 : 10
BATISTA PORTERO A.	10 : 11 PIRES C.
CANO DOMINGUEZ R.	12 : 11
CANO DOMINGUEZ R.	12 : 13 ALENCAR M.
HENANDEZ TORRICO S.	14 : 13
HENANDEZ TORRICO S.	14 : 14 PIRES C.
HENANDEZ TORRICO S.	14 : 15 PIRES C.

LEGEND

1-Pt	1-Point-Shots	1-Pt Spin	1-Point-Spinshots	—	Struck out Players did not play	%	Efficiency
Ass	Assists	BS	Blocked Shots	DQ	Disqualifications	GK	Goalkeeper
Ind	Individual	No	Shirt Number	P6	Penalty Fouls	P6m	6m Penalty Shots
R6	Received 6m-Fouls	RC	Red Cards	Spec	Specialist	ST	Steals
SUS	Suspension	Spin	Spinshots	TO	Turnover		

Timing and Results provided by TISSOT



Match No.: 13 Court 2

Results

Norway 2 vs 0 Chinese Taipei

REFEREES:

1st Period: 27 - 14
2nd Period: 24 - 13

NOR - Norway

Headcoach: BERG ANDREASSEN Eskil

No.	Name	Total				Goals / Shots							Punishments			
		Points	Goals	Shots	%	1-Pt All	1-Pt Spin	Spin	Inflight	Specialist	Goalkeeper	P6m	SUS	RC	DQ	
1	GULBRANDSEN Regina															
2	BLAASMO Katinka Haltvik	12	6	6	100			6 / 6								
3	HAMMERSTAD Elisabeth															
4	WELFLER Martine	10	5	8	63			5 / 7	0 / 1							
5	MARTINSEN Marielle															
6	AARDAHL Maren	11	6	6	100	1 / 1	1 / 1	2 / 2		1 / 1		2 / 2				
10	WERNERSEN Ida	2	1	2	50					1 / 2						
11	SMISTAD Marte															
15	GRANLUND Rikke															
20	RONNING Andrea	16	8	13	62			5 / 8	3 / 5							
Totals		51	26	35	74	1 / 1	1 / 1	18 / 23	3 / 6	2 / 3		2 / 2				

No.	Goalkeeper	Total			Saves / Shots						
		Saves	Shots	%	1-Pt All	1-Pt Spin	Spin	Inflight	Specialist	Goalkeeper	P6m
15	GRANLUND Rikke	9	24	38	0 / 3	0 / 3	7 / 13	1 / 5	1 / 3		
Totals		9	24	38	0 / 3	0 / 3	7 / 13	1 / 5	1 / 3		

TPE - Chinese Taipei

Headcoach: CHU Chi-En

No.	Name	Total				Goals / Shots							Punishments			
		Points	Goals	Shots	%	1-Pt All	1-Pt Spin	Spin	Inflight	Specialist	Goalkeeper	P6m	SUS	RC	DQ	
1	LIN Sz-Yu															
3	CHIANG Chia-Yun	15	8	13	62	1 / 1	1 / 1	3 / 6	4 / 6							
4	YU Li-Chuan	2	1	2	50					1 / 2						
7	HSIEH Nien-En															
8	CHEN Szu-Yu	2	1	2	50					1 / 2						
9	TANG Rou-An	5	3	7	43	1 / 2	1 / 1	2 / 5								
11	CHANG Yu-Hui															
13	HUANG Chih-Shan															
15	CHEN Shu-Fen															1
20	CHIEN Chen-Chen	3	2	5	40	1 / 1	1 / 1	1 / 4								
Totals		27	15	29	52	3 / 4	3 / 3	6 / 15	4 / 6	2 / 4					1	

No.	Goalkeeper	Total			Saves / Shots						
		Saves	Shots	%	1-Pt All	1-Pt Spin	Spin	Inflight	Specialist	Goalkeeper	P6m
1	LIN Sz-Yu	5	31	16	0 / 1	0 / 1	3 / 21	2 / 5	0 / 2		0 / 2
Totals		5	31	16	0 / 1	0 / 1	3 / 21	2 / 5	0 / 2		0 / 2

Team Comparison

	1st Period				2nd Period			
	Norway		Chinese Taipei		Norway		Chinese Taipei	
	Goals/Shots	Eff %	Goals/Shots	Eff %	Goals/Shots	Eff %	Goals/Shots	Eff %
Inflight	2 / 3	67	3 / 4	75	1 / 3	33	1 / 2	50
Spin Shots	10 / 11	91	2 / 5	40	8 / 12	67	4 / 10	40
Specialist Shots	1 / 2	50	1 / 2	50	1 / 1	100	1 / 2	50
1-Point Shots	1 / 1	100	2 / 3	67			1 / 1	100
Goalkeeper Shots								
6-meter Shots					2 / 2	100		
1-Point Spin Shots	1 / 1	100	2 / 2	100			1 / 1	100

Timing and Results provided by  TISSOT



Match No.: 13 Court 2

Results

Norway 2 vs 0 Chinese Taipei

REFEREES:

1st Period: 27 - 14

2nd Period: 24 - 13

NOR - Norway

No.	Name	Technical skills						TO
		Ass	ST	BS	R6	P6		
1	GULBRANDSEN Regina							
2	BLAASMO Katinka Haltvik	3						
3	HAMMERSTAD Elisabeth							
4	WELFLER Martine	1			1			
5	MARTINSEN Marielle							
6	AARDAHL Maren							1
10	WERNERSEN Ida							
11	SMISTAD Marte	1						1
15	GRANLUND Rikke	1						
20	RONNING Andrea				1			2
Team								1
Totals		6			2			5

TPE - Chinese Taipei

No.	Name	Technical skills						TO
		Ass	ST	BS	R6	P6		
1	LIN Sz-Yu							
3	CHIANG Chia-Yun							
4	YU Li-Chuan							
7	HSIEH Nien-En							
8	CHEN Szu-Yu	1						
9	TANG Rou-An							
11	CHANG Yu-Hui							
13	HUANG Chih-Shan							
15	CHEN Shu-Fen					1		
20	CHIEN Chen-Chen	2	1					1
Team								2
Totals		3	1					3

Running Score

NOR - TPE

1st Period

AARDAHL M.	2	:	0	
BLAASMO K.	4	:	0	
WELFLER M.	4	:	2	CHIANG C.
BLAASMO K.	6	:	2	
BLAASMO K.	6	:	4	CHIANG C.
BLAASMO K.	8	:	4	
BLAASMO K.	8	:	5	CHIANG C.
AARDAHL M.	10	:	5	
BLAASMO K.	12	:	5	
BLAASMO K.	12	:	7	CHIANG C.
AARDAHL M.	13	:	7	
BLAASMO K.	15	:	7	
BLAASMO K.	15	:	9	CHIANG C.
RONNING A.	17	:	9	
RONNING A.	19	:	9	
RONNING A.	19	:	11	YU L.
RONNING A.	19	:	13	CHIEN C.
BLAASMO K.	21	:	13	
WELFLER M.	23	:	13	
WELFLER M.	23	:	14	CHIEN C.
RONNING A.	25	:	14	
WERNERSEN I.	27	:	14	

2nd Period

AARDAHL M.	2	:	0	
WELFLER M.	4	:	0	
WELFLER M.	4	:	2	CHIANG C.
RONNING A.	6	:	2	
RONNING A.	8	:	2	
AARDAHL M.	10	:	2	
AARDAHL M.	10	:	4	CHIANG C.
AARDAHL M.	10	:	6	TANG R.
AARDAHL M.	10	:	7	TANG R.
WELFLER M.	12	:	7	
WELFLER M.	12	:	9	CHEN S.
AARDAHL M.	14	:	9	
AARDAHL M.	14	:	11	CHIANG C.
BLAASMO K.	16	:	11	
BLAASMO K.	16	:	13	TANG R.
RONNING A.	18	:	13	
RONNING A.	20	:	13	
WELFLER M.	22	:	13	
RONNING A.	24	:	13	

LEGEND

1-Pt	1-Point-Shots	1-Pt Spin	1-Point-Spinshots	—	Struck out Players did not play	%	Efficiency
Ass	Assists	BS	Blocked Shots	DQ	Disqualifications	GK	Goalkeeper
Ind	Individual	No	Shirt Number	P6	Penalty Fouls	P6m	6m Penalty Shots
R6	Received 6m-Fouls	RC	Red Cards	Spec	Specialist	ST	Steals
SUS	Suspension	Spin	Spinshots	TO	Turnover		

Timing and Results provided by TISSOT



Match No.: 14 Court 1

Results

Poland 0 vs 2 Spain

REFEREES:

Hani Shaker Majeed Hasan Shehab (BRN)
Hasan Shamsan Mohamed Shansam (BRN)

1st Period: 12 - 16

2nd Period: 10 - 17

POL - Poland

Headcoach: KARPINSKI Marek

Team time outs: 1

No.	Name	Total				Goals / Shots							Punishments		
		Points	Goals	Shots	%	1-Pt All	1-Pt Spin	Spin	Inflight	Specialist	Goalkeeper	P6m	SUS	RC	DQ
2	BARTKOWIAK Sylwia		0	2	0			0 / 2							
3	NOWICKA Ewa	11	6	11	55	1 / 1		2 / 6	1 / 1			2 / 3			
4	SOWA Paulina		0	2	0			0 / 1	0 / 1						
6	MAZUREK Paula	2	1	2	50			0 / 1		1 / 1					
8	ZAKOWSKA Lidia														
9	SLEZAK Alicia	9	5	10	50	1 / 1	1 / 1	3 / 6	0 / 2	1 / 1					
12	SLOTA Magdalena		0	1	0						0 / 1				
13	LAKOMY Weronika														
18	MASLOWSKA Katarzyna														
48	KRUPA Natalia														
Totals		22	12	28	43	2 / 2	1 / 1	5 / 16	1 / 4	2 / 2	0 / 1	2 / 3			

No.	Goalkeeper	Total			Saves / Shots						
		Saves	Shots	%	1-Pt All	1-Pt Spin	Spin	Inflight	Specialist	Goalkeeper	P6m
12	SLOTA Magdalena	5	16	31	1 / 4		0 / 2	1 / 3	3 / 5		0 / 2
48	KRUPA Natalia	2	9	22			0 / 3	2 / 3	0 / 2		0 / 1
Totals		7	25	28	1 / 4		0 / 5	3 / 6	3 / 7		0 / 3

ESP - Spain

Headcoach: FORNELL MUNOS Noella

No.	Name	Total				Goals / Shots							Punishments		
		Points	Goals	Shots	%	1-Pt All	1-Pt Spin	Spin	Inflight	Specialist	Goalkeeper	P6m	SUS	RC	DQ
1	LLADRO FERNANDEZ Silvia														
3	BATISTA PORTERO Asunción	8	4	9	44	0 / 1		3 / 3	1 / 5						
5	CONEJERO GALAN Patricia	6	3	4	75	0 / 1		1 / 1	2 / 2						
6	CAÑO DOMINGUEZ Raquel	11	7	9	78	3 / 4		0 / 1		1 / 1		3 / 3			
7	HENANDEZ TORRICO Sara	6	3	6	50			1 / 1		2 / 5					
12	SOLANO CABALLERO Sonora Lucia														
13	SANCHEZ BARRIOS Andrea														
15	GARCIA TORO Maria Luisa													1	
17	CONEJERO GALAN Cristina													1	
25	SANHEZ HERNANDEZ Maria del Carmen	2	1	1	100					1 / 1					
Totals		33	18	29	62	3 / 6		5 / 6	3 / 7	4 / 7		3 / 3	2		

No.	Goalkeeper	Total			Saves / Shots						
		Saves	Shots	%	1-Pt All	1-Pt Spin	Spin	Inflight	Specialist	Goalkeeper	P6m
1	LLADRO FERNANDEZ Silvia	11	23	48	0 / 2	0 / 1	7 / 12	3 / 4	0 / 2		1 / 3
Totals		11	23	48	0 / 2	0 / 1	7 / 12	3 / 4	0 / 2		1 / 3

Team Comparison

	1st Period				2nd Period			
	Poland		Spain		Poland		Spain	
	Goals/Shots	Eff %	Goals/Shots	Eff %	Goals/Shots	Eff %	Goals/Shots	Eff %
Inflight	0 / 1	0	1 / 3	33	1 / 3	33	2 / 4	50
Spin Shots	3 / 8	38	4 / 5	80	2 / 8	25	1 / 1	100
Specialist Shots	1 / 1	100	0 / 2	0	1 / 1	100	4 / 5	80
1-Point Shots	2 / 2	100					3 / 6	50
Goalkeeper Shots					0 / 1	0		
6-meter Shots	1 / 1	100	3 / 3	100	1 / 2	50		
1-Point Spin Shots	1 / 1	100						

Timing and Results provided by TISSOT



Match No.: 14 Court 1

Results

Poland 0 vs 2 Spain

REFEREES:

Hani Shaker Majeed Hasan Shehab (BRN)
Hasan Shamsan Mohamed Shansam (BRN)

1st Period: 12 - 16

2nd Period: 10 - 17

POL - Poland

No.	Name	Technical skills					
		Ass	ST	BS	R6	P6	TO
2	BARTKOWIAK Sylwia						
3	NOWICKA Ewa	1		1			1
4	SOWA Paulina						1
6	MAZUREK Paula						1
8	ZAKOWSKA Lidia						
9	SLEZAK Alicia					1	
12	SLOTA Magdalena						
13	LAKOMY Weronika						
18	MASLOWSKA Katarzyna					2	
48	KRUPA Natalia						
Team							
Totals		1		1		3	3

Running Score

POL - ESP

1st Period

SLEZAK A.	2	: 0
NOWICKA E.	4	: 0
	4	: 2
NOWICKA E.	5	: 2
	5	: 4
SLEZAK A.	6	: 4
	6	: 6
SLEZAK A.	6	: 8
	8	: 8
	8	: 10
	8	: 12
MAZUREK P.	10	: 12
	10	: 14
SLEZAK A.	12	: 14
	12	: 16

2nd Period

	0	: 2
	0	: 4
NOWICKA E.	2	: 4
	2	: 6
SLEZAK A.	4	: 6
	4	: 8
	4	: 10
	4	: 11
	4	: 13
	4	: 15
NOWICKA E.	6	: 15
	6	: 16
NOWICKA E.	8	: 16
NOWICKA E.	10	: 16
	10	: 17

ESP - Spain

No.	Name	Technical skills					
		Ass	ST	BS	R6	P6	TO
1	LLADRO FERNANDEZ Silvia						
3	BATISTA PORTERO Asunción						
5	CONEJERO GALAN Patricia	3					2
6	CAÑO DOMINGUEZ Raquel	3					
7	HENANDEZ TORRICO Sara						
12	SOLANO CABALLERO Sonora Lucia						
13	SANCHEZ BARRIOS Andrea						
15	GARCIA TORO Maria Luisa					2	
17	CONEJERO GALAN Cristina					1	
25	SANCHEZ HERNANDEZ Maria del Carmen						
Team							
Totals		6				3	2

LEGEND

1-Pt	1-Point-Shots	1-Pt Spin	1-Point-Spinshots	—	Struck out Players did not play	%	Efficiency
Ass	Assists	BS	Blocked Shots	DQ	Disqualifications	GK	Goalkeeper
Ind	Individual	No	Shirt Number	P6	Penalty Fouls	P6m	6m Penalty Shots
R6	Received 6m-Fouls	RC	Red Cards	Spec	Specialist	ST	Steals
SUS	Suspension	Spin	Spinshots	TO	Turnover		

Timing and Results provided by TISSOT



Match No.: 15 Court 2

Results

Argentina 2 vs 1 Australia

REFEREES:
Cardone Luciano (ITA)
Manuele Sebastiano (ITA)

1st Period: 16 - 13
2nd Period: 12 - 18
Shootout: 8 - 4

ARG - Argentina

Headcoach: COMPARONE Salvador

No.	Name	Total				Goals / Shots							Punishments		
		Points	Goals	Shots	%	1-Pt All	1-Pt Spin	Spin	Inflight	Specialist	Goalkeeper	P6m	SUS	RC	DQ
2	MIROTTA AGUSTINA	6	3	4	75				3 / 4						
6	ELIGES IVANA	4	2	3	67			1 / 1		1 / 2					
9	IBARRA FLORENCIA	2	1	1	100			1 / 1					1	1	
10	BARROS ROCIO	2	1	2	50			1 / 1		0 / 1					
12	BERICIO FLORENCIA	2	1	1	100						1 / 1				
13	MECCIA CELESTE	8	4	6	67			2 / 3	2 / 3						
15	AGUZZI DANIELA	8	7	11	64	6 / 6	3 / 3	0 / 3	1 / 2						
16	ROSSI CAROLINA	4	2	3	67			1 / 2	1 / 1						
20	SCORDAMAGLIA LUCIANA												1		
24	CARDENAS RAYEN														
Totals		36	21	31	68	6 / 6	3 / 3	6 / 11	7 / 10	1 / 3	1 / 1		2	1	

No.	Goalkeeper	Total			Saves / Shots						
		Saves	Shots	%	1-Pt All	1-Pt Spin	Spin	Inflight	Specialist	Goalkeeper	P6m
12	BERICIO FLORENCIA	4	20	20	0 / 2	0 / 1	2 / 5	0 / 5	2 / 5		0 / 3
13	MECCIA CELESTE	1	3	33			1 / 3				
Totals		6	25	24	0 / 3	0 / 1	4 / 9	0 / 5	2 / 5		0 / 3

AUS - Australia

Headcoach: MENSING Boris

Team time outs: 1

No.	Name	Total				Goals / Shots							Punishments		
		Points	Goals	Shots	%	1-Pt All	1-Pt Spin	Spin	Inflight	Specialist	Goalkeeper	P6m	SUS	RC	DQ
2	BIHLER Birte	6	3	5	60			0 / 1		3 / 4					
6	DOS SANTOS Daniela	17	9	11	82	1 / 1		1 / 3	4 / 4			3 / 3			
7	MEDJED Ana	3	2	3	67	1 / 1		1 / 2							
9	CHARLES Melanie														
11	VIANA Aline		0	1	0			0 / 1							
12	PLAYER LAura														
13	VERNAY Manon														
14	MCAFEE Madeleine		0	2	0					0 / 2					
15	SMILJANIC Vanja	7	4	7	57	1 / 1	1 / 1	2 / 4	1 / 2						
16	BOYD Rosalie														
22	COOPER Heather	2	1	3	33			1 / 3							
Totals		35	19	32	59	3 / 3	1 / 1	5 / 14	5 / 6	3 / 6		3 / 3			

No.	Goalkeeper	Total			Saves / Shots						
		Saves	Shots	%	1-Pt All	1-Pt Spin	Spin	Inflight	Specialist	Goalkeeper	P6m
2	BIHLER Birte										
12	PLAYER LAura	2	10	20	0 / 3		1 / 3	1 / 3	0 / 1		
13	VERNAY Manon	2	11	18	0 / 2	0 / 2	2 / 5	0 / 3		0 / 1	
15	SMILJANIC Vanja										
Totals		5	26	19	0 / 6	0 / 3	3 / 9	1 / 8	1 / 2	0 / 1	

Team Comparison

	1st Period				2nd Period			
	Argentina		Australia		Argentina		Australia	
	Goals/Shots	Eff %	Goals/Shots	Eff %	Goals/Shots	Eff %	Goals/Shots	Eff %
Inflight	4 / 6	67	3 / 4	75	3 / 4	75	2 / 2	100
Spin Shots	1 / 2	50	1 / 6	17	2 / 5	40	2 / 4	50
Specialist Shots	1 / 2	50	1 / 3	33	0 / 1	0	2 / 3	67
1-Point Shots	4 / 4	100	1 / 1	100	2 / 2	100	1 / 1	100
6-meter Shots			1 / 1	100			2 / 2	100

Report Created FRI 28 JUL 2017 11:05

Timing and Results provided by **TISSOT**

the meeting place



Staropolanka



2 / 2 FOLSA

1 / 1 MINISTERSTWO Sportu i Turystyki

DOLNY SLASK



Match No.: 15 Court 2

Results

Argentina 2 vs 1 Australia

REFEREES:

Cardone Luciano (ITA)
Manuele Sebastiano (ITA)

1st Period: 16 - 13

2nd Period: 12 - 18

Shootout: 8 - 4

ARG - Argentina

No.	Name	Technical skills					
		Ass	ST	BS	R6	P6	TO
2	MIROTTA AGUSTINA						1
6	ELIGES IVANA						
9	IBARRA FLORENCIA						
10	BARROS ROCIO	1					1
12	BERICIO FLORENCIA						
13	MECCIA CELESTE						
15	AGUZZI DANIELA	1					2
16	ROSSI CAROLINA						
20	SCORDAMAGLIA LUCIANA		1			1	
24	CARDENAS RAYEN						
Team							
Totals		2	1			1	4

AUS - Australia

No.	Name	Technical skills					
		Ass	ST	BS	R6	P6	TO
2	BIEHLER Birte						
6	DOS SANTOS Daniela						2
7	MEDJED Ana	1			1		
9	CHARLES Melanie						
11	VIANA Aline		1				
12	PLAYER LAura						
13	VERNAY Manon						
14	MCAFEE Madeleine						1
15	SMILJANIC Vanja	3	1		1		
16	BOYD Rosalie						
22	COOPER Heather						1
Team							1
Totals		4	2		2		5

Running Score

ARG - AUS

1st Period

MECCIA C.	2 : 0
2 : 1	MEDJED A.
ROSSI C.	4 : 1
MIROTTA A.	6 : 1
AGUZZI D.	7 : 1
ELIGES I.	9 : 1
9 : 3	DOS SANTOS D.
MIROTTA A.	11 : 3
11 : 5	BIEHLER B.
11 : 7	DOS SANTOS D.
MIROTTA A.	13 : 7
13 : 9	DOS SANTOS D.
AGUZZI D.	14 : 9
14 : 11	MEDJED A.
AGUZZI D.	15 : 11
AGUZZI D.	16 : 11
16 : 13	DOS SANTOS D.

2nd Period

0 : 2	SMILJANIC V.
0 : 4	DOS SANTOS D.
0 : 5	SMILJANIC V.
0 : 7	BIEHLER B.
MECCIA C.	2 : 7
IBARRA F.	4 : 7
4 : 9	DOS SANTOS D.
ROSSI C.	6 : 9
6 : 11	SMILJANIC V.
AGUZZI D.	8 : 11
8 : 13	DOS SANTOS D.
AGUZZI D.	9 : 13
9 : 14	DOS SANTOS D.
9 : 16	BIEHLER B.
MECCIA C.	11 : 16
11 : 18	DOS SANTOS D.
AGUZZI D.	12 : 18

Shootout

MECCIA C.	2 : 0
2 : 2	SMILJANIC V.
BARROS R.	4 : 2
4 : 4	COOPER H.
ELIGES I.	6 : 4
BERICIO F.	8 : 4

LEGEND

1-Pt	1-Point-Shots	1-Pt Spin	1-Point-Spinshots	—	Struck out Players did not play	%	Efficiency
Ass	Assists	BS	Blocked Shots	DQ	Disqualifications	GK	Goalkeeper
Ind	Individual	No	Shirt Number	P6	Penalty Fouls	P6m	6m Penalty Shots
R6	Received 6m-Fouls	RC	Red Cards	Spec	Specialist	ST	Steals
SUS	Suspension	Spin	Spinshots	TO	Turnover		

Timing and Results provided by TISSOT



Match No.: 16 Court 1

Results

Brazil 2 vs 0 Tunisia

REFEREES:

Martinez Pablo (URU)
Monico Luis (URU)

1st Period: 28 - 10

2nd Period: 20 - 10

BRA - Brazil

Headcoach:

No.	Name	Total				Goals / Shots						Punishments			
		Points	Goals	Shots	%	1-Pt All	1-Pt Spin	Spin	Inflight	Specialist	Goalkeeper	P6m	SUS	RC	DQ
2	SENA Nathalie	2	1	1	100				1 / 1						
3	SOUZA Camila	10	5	7	71				1 / 1	4 / 6					
4	ALENCAR Millena	2	1	1	100				1 / 1						
5	SCHEPPA Patricia														
6	SANTIAGO Renata	16	8	10	80			1 / 1	7 / 9						
7	FRAZAO Ingrid	6	3	4	75						3 / 4				
8	OLIVEIRA Juliana	8	4	4	100			3 / 3		1 / 1					
9	PIRES Cinthya	2	1	2	50			1 / 2							
10	BRAZ Carolina	2	1	2	50			1 / 1	0 / 1						
14	BARROS Jessica														
Totals		48	24	31	77			6 / 7	10 / 13	5 / 7	3 / 4				

No.	Goalkeeper	Total			Saves / Shots						
		Saves	Shots	%	1-Pt All	1-Pt Spin	Spin	Inflight	Specialist	Goalkeeper	P6m
7	FRAZAO Ingrid	9	22	41	0 / 6		2 / 7	1 / 3	5 / 5		1 / 1
Totals		9	22	41	0 / 6		2 / 7	1 / 3	5 / 5		1 / 1

TUN - Tunisia

Headcoach: AYARI Hajer

No.	Name	Total				Goals / Shots						Punishments			
		Points	Goals	Shots	%	1-Pt All	1-Pt Spin	Spin	Inflight	Specialist	Goalkeeper	P6m	SUS	RC	DQ
1	ARFAOUI SAMIRA														
2	SALMI AMANI	6	4	8	50	2 / 2		1 / 2	1 / 3			0 / 1			
3	JEMMALI AMENI														
5	ROMDHAN HANEN	10	5	8	63			4 / 7	1 / 1						
9	CHEKIR SENDA FARAH		0	1	0					0 / 1					
11	AMERI SAFA														
14	MRAD MANEL														
20	FADHLOUN SINDA		0	4	0					0 / 4					
21	AMICHE BOUTHEINA	4	4	6	67	4 / 5		0 / 1							
88	OUERFELLI LEILA														
Totals		20	13	27	48	6 / 7		5 / 10	2 / 4	0 / 5		0 / 1			

No.	Goalkeeper	Total			Saves / Shots						
		Saves	Shots	%	1-Pt All	1-Pt Spin	Spin	Inflight	Specialist	Goalkeeper	P6m
1	ARFAOUI SAMIRA	2	8	25				0 / 4	2 / 3	0 / 1	
88	OUERFELLI LEILA	3	21	14			1 / 7	1 / 7	0 / 4	1 / 3	
Totals		5	29	17			1 / 7	1 / 11	2 / 7	1 / 4	

Team Comparison

	1st Period				2nd Period			
	Brazil		Tunisia		Brazil		Tunisia	
	Goals/Shots	Eff %	Goals/Shots	Eff %	Goals/Shots	Eff %	Goals/Shots	Eff %
Inflight	4 / 6	67	1 / 3	33	6 / 7	86	1 / 1	100
Spin Shots	6 / 6	100	3 / 6	50	0 / 1	0	2 / 4	50
Specialist Shots	2 / 2	100	0 / 4	0	3 / 5	60	0 / 1	0
1-Point Shots			2 / 2	100			4 / 5	80
Goalkeeper Shots	2 / 2	100			1 / 2	50		
6-meter Shots							0 / 1	0
1-Point Spin Shots								

Timing and Results provided by TISSOT



Match No.: 16 Court 1

Results

Brazil 2 vs 0 Tunisia

REFEREES:

Martinez Pablo (URU)
Monico Luis (URU)

1st Period: 28 - 10

2nd Period: 20 - 10

BRA - Brazil

No.	Name	Technical skills					
		Ass	ST	BS	R6	P6	TO
2	SENA Nathalie						
3	SOUZA Camila	1					2
4	ALENCAR Millena	4					1
5	SCHEPPA Patricia			3		1	1
6	SANTIAGO Renata						1
7	FRAZAO Ingrid						
8	OLIVEIRA Juliana	2					
9	PIRES Cinthya	2					
10	BRAZ Carolina						
14	BARROS Jessica						
Team							
Totals		9		3		1	5

TUN - Tunisia

No.	Name	Technical skills					
		Ass	ST	BS	R6	P6	TO
1	ARFAOUI SAMIRA						
2	SALMI AMANI						1
3	JEMMALI AMENI						
5	ROMDHAN HANEN						2
9	CHEKIR SENDA FARAH		3				2
11	AMERI SAFA						
14	MRAD MANEL	2					
20	FADHLOUN SINDA						1
21	AMICHE BOUTHEINA						1
88	OUERFELLI LEILA						
Team							
Totals		2	3				7

Running Score

BRA - TUN

1st Period

PIRES C.	2	: 0
OLIVEIRA J.	4	: 0
SOUZA C.	6	: 0
FRAZAO I.	8	: 0
8	: 1	AMICHE B.
SANTIAGO R.	10	: 1
10	: 3	ROMDHAN H.
SOUZA C.	12	: 3
SANTIAGO R.	14	: 3
SANTIAGO R.	16	: 3
OLIVEIRA J.	18	: 3
ALENCAR M.	20	: 3
20	: 4	AMICHE B.
20	: 6	ROMDHAN H.
OLIVEIRA J.	22	: 6
FRAZAO I.	24	: 6
24	: 8	ROMDHAN H.
SOUZA C.	26	: 8
26	: 10	ROMDHAN H.
BRAZ C.	28	: 10

2nd Period

SENA N.	2	: 0
SANTIAGO R.	4	: 0
SANTIAGO R.	6	: 0
6	: 1	AMICHE B.
SOUZA C.	8	: 1
FRAZAO I.	10	: 1
10	: 2	SALMI A.
SANTIAGO R.	12	: 2
12	: 4	ROMDHAN H.
12	: 6	SALMI A.
SANTIAGO R.	14	: 6
14	: 7	AMICHE B.
SOUZA C.	16	: 7
OLIVEIRA J.	18	: 7
18	: 9	SALMI A.
18	: 10	SALMI A.
SANTIAGO R.	20	: 10

LEGEND							
1-Pt	1-Point-Shots	1-Pt Spin	1-Point-Spinshots	—	Struck out Players did not play	%	Efficiency
Ass	Assists	BS	Blocked Shots	DQ	Disqualifications	GK	Goalkeeper
Ind	Individual	No	Shirt Number	P6	Penalty Fouls	P6m	6m Penalty Shots
R6	Received 6m-Fouls	RC	Red Cards	Spec	Specialist	ST	Steals
SUS	Suspension	Spin	Spinshots	TO	Turnover		

Timing and Results provided by TISSOT



Match No.: 1 Court 1

Results

Spain 2 vs 1 Argentina

REFEREES:

1st Period: 15 - 11
2nd Period: 9 - 13
Shootout: 5 - 4

ESP - Spain

Headcoach: FORNELL MUNOS Noella

Team time outs: 1

No.	Name	Total				Goals / Shots						Punishments			
		Points	Goals	Shots	%	1-Pt All	1-Pt Spin	Spin	Inflight	Specialist	Goalkeeper	P6m	SUS	RC	DQ
1	LLADRO FERNANDEZ Silvia														
3	BATISTA PORTERO Asunción	3	2	7	29	1 / 1	1 / 1	0 / 1	1 / 5						
5	CONEJERO GALAN Patricia	8	4	9	44			4 / 8	0 / 1						
6	CAÑO DOMINGUEZ Raquel	6	4	6	67	2 / 4		2 / 2							
7	HENANDEZ TORRICO Sara	4	2	2	100					2 / 2					
12	SOLANO CABALLERO Sonora Lucia														
13	SANCHEZ BARRIOS Andrea														
15	GARCIA TORO Maria Luisa	2	1	1	100			1 / 1							
17	CONEJERO GALAN Cristina		0	1	0			0 / 1							
25	SANHEZ HERNANDEZ Maria del Carmen	6	3	3	100					3 / 3					
Totals		29	16	29	55	3 / 5	1 / 1	7 / 13	1 / 6	5 / 5					

No.	Goalkeeper	Total			Saves / Shots						
		Saves	Shots	%	1-Pt All	1-Pt Spin	Spin	Inflight	Specialist	Goalkeeper	P6m
1	LLADRO FERNANDEZ Silvia	7	22	32	0 / 4		3 / 8	3 / 9	1 / 1		
3	BATISTA PORTERO Asunción	1	2	50			1 / 2				
Totals		8	24	33	0 / 4		4 / 10	3 / 9	1 / 1		

ARG - Argentina

Headcoach: COMPARONE Salvador

No.	Name	Total				Goals / Shots						Punishments			
		Points	Goals	Shots	%	1-Pt All	1-Pt Spin	Spin	Inflight	Specialist	Goalkeeper	P6m	SUS	RC	DQ
2	MIROTTA AGUSTINA	4	2	5	40			1 / 3	1 / 2						
6	ELIGES IVANA	2	1	2	50			1 / 1		0 / 1					
9	IBARRA FLORENCIA														
10	BARROS ROCIO		0	1	0			0 / 1							
12	BERICIO FLORENCIA		0	1	0						0 / 1		1		
13	MECCIA CELESTE	11	6	8	75	1 / 1		2 / 3	3 / 4						
15	AGUZZI DANIELA	6	3	9	33	0 / 1		1 / 2	2 / 6						
16	ROSSI CAROLINA	5	4	4	100	3 / 3		1 / 1							
20	SCORDAMAGLIA LUCIANA														
24	CARDENAS RAYEN														
Totals		28	16	30	53	4 / 5		6 / 11	6 / 12	0 / 1	0 / 1		1		

No.	Goalkeeper	Total			Saves / Shots						
		Saves	Shots	%	1-Pt All	1-Pt Spin	Spin	Inflight	Specialist	Goalkeeper	P6m
12	BERICIO FLORENCIA	8	22	36	1 / 4	0 / 1	2 / 7	5 / 6	0 / 5		
13	MECCIA CELESTE	0	2	0			0 / 2				
Totals		8	24	33	1 / 4	0 / 1	2 / 9	5 / 6	0 / 5		

Team Comparison

	1st Period				2nd Period			
	Spain		Argentina		Spain		Argentina	
	Goals/Shots	Eff %	Goals/Shots	Eff %	Goals/Shots	Eff %	Goals/Shots	Eff %
Inflight	1 / 1	100	3 / 7	43	0 / 5	0	3 / 5	60
Spin Shots	5 / 7	71	2 / 5	40	0 / 2	0	2 / 2	100
Specialist Shots	1 / 1	100			4 / 4	100	0 / 1	0
1-Point Shots	1 / 2	50	1 / 1	100	1 / 2	50	3 / 4	75
Goalkeeper Shots								
6-meter Shots								
1-Point Spin Shots					1 / 1	100		



Match No.: 1 Court 1

Results

Spain 2 vs 1 Argentina

REFEREES:

1st Period: 15 - 11
2nd Period: 9 - 13
Shootout: 5 - 4

ESP - Spain

No.	Name	Technical skills					
		Ass	ST	BS	R6	P6	TO
1	LLADRO FERNANDEZ Silvia						
3	BATISTA PORTERO Asunción						
5	CONEJERO GALAN Patricia						
6	CAÑO DOMINGUEZ Raquel	2					
7	HENANDEZ TORRICO Sara						
12	SOLANO CABALLERO Sonora Lucia						
13	SANCHEZ BARRIOS Andrea			1			
15	GARCIA TORO Maria Luisa						
17	CONEJERO GALAN Cristina						
25	SANHEZ HERNANDEZ Maria del Carmen						
Team							11
Totals		2		1			11

ARG - Argentina

No.	Name	Technical skills					
		Ass	ST	BS	R6	P6	TO
2	MIROTTA AGUSTINA						
6	ELIGES IVANA	1					
9	IBARRA FLORENCIA						
10	BARROS ROCIO			1			
12	BERICIO FLORENCIA						
13	MECCIA CELESTE						
15	AGUZZI DANIELA	1					
16	ROSSI CAROLINA	1					
20	SCORDAMAGLIA LUCIANA			1			
24	CARDENAS RAYEN						
Team							9
Totals		3		2			9

Running Score

ESP - ARG

1st Period

0 : 2	AGUZZI D.
2 : 2	CONEJERO GALAN P.
2 : 4	MIROTTA A.
4 : 4	CANO DOMINGUEZ R.
4 : 6	MECCIA C.
4 : 8	AGUZZI D.
6 : 8	CANO DOMINGUEZ R.
6 : 10	MIROTTA A.
8 : 10	CONEJERO GALAN P.
10 : 10	CONEJERO GALAN P.
12 : 10	HENANDEZ TORRICO S.
14 : 10	BATISTA PORTERO A.
14 : 11	MECCIA C.
15 : 11	CANO DOMINGUEZ R.

2nd Period

2 : 0	HENANDEZ TORRICO S.
2 : 2	MECCIA C.
3 : 2	BATISTA PORTERO A.
3 : 3	ROSSI C.
3 : 5	MECCIA C.
3 : 7	AGUZZI D.
5 : 7	SANHEZ HERNANDEZ M.
5 : 9	ROSSI C.
5 : 11	MECCIA C.
7 : 11	SANHEZ HERNANDEZ M.
7 : 12	ROSSI C.
7 : 13	ROSSI C.
9 : 13	SANHEZ HERNANDEZ M.

Shootout

0 : 2	MECCIA C.
2 : 2	GARCIA TORO M.
4 : 2	CONEJERO GALAN P.
4 : 4	ELIGES I.
5 : 4	CANO DOMINGUEZ R.

LEGEND							
1-Pt	1-Point-Shots	1-Pt Spin	1-Point-Spinshots	—	Struck out Players did not play	%	Efficiency
Ass	Assists	BS	Blocked Shots	DQ	Disqualifications	GK	Goalkeeper
Ind	Individual	No	Shirt Number	P6	Penalty Fouls	P6m	6m Penalty Shots
R6	Received 6m-Fouls	RC	Red Cards	Spec	Specialist	ST	Steals
SUS	Suspension	Spin	Spinshots	TO	Turnover		

Timing and Results provided by **TISSOT**



Match No.: 2 Court 2

Results

Norway 2 vs 0 Tunisia

REFEREES:

1st Period: 23 - 18
2nd Period: 17 - 13

NOR - Norway

Headcoach: BERG ANDREASSEN Eskil

Team time outs: 1

No.	Name	Total				Goals / Shots						Punishments			
		Points	Goals	Shots	%	1-Pt All	1-Pt Spin	Spin	Inflight	Specialist	Goalkeeper	P6m	SUS	RC	DQ
1	GULBRANDSEN Regina														
2	BLAASMO Katinka Haltvik	10	5	5	100			5 / 5							
3	HAMMERSTAD Elisabeth														
4	WELFLER Martine	11	6	11	55	1 / 1		5 / 10							
5	MARTINSEN Marielle														
6	AARDAHL Maren	9	5	8	63	1 / 1	1 / 1	3 / 6		1 / 1					
10	WERNERSEN Ida	8	4	6	67			1 / 1		3 / 5					
11	SMISTAD Marte														
15	GRANLUND Rikke	2	1	2	50						1 / 2				
20	RONNING Andrea														
Totals		40	21	32	66	2 / 2	1 / 1	14 / 22		4 / 6	1 / 2				

No.	Goalkeeper	Total			Saves / Shots						
		Saves	Shots	%	1-Pt All	1-Pt Spin	Spin	Inflight	Specialist	Goalkeeper	P6m
1	GULBRANDSEN Regina	1	8	13	0 / 2	0 / 2	0 / 2		1 / 3		0 / 1
15	GRANLUND Rikke	3	13	23	1 / 2	0 / 1	2 / 8	0 / 1			0 / 2
Totals		4	21	19	1 / 4	0 / 3	2 / 10	0 / 1	1 / 3		0 / 3

TUN - Tunisia

Headcoach: AYARI HAJER

No.	Name	Total				Goals / Shots						Punishments			
		Points	Goals	Shots	%	1-Pt All	1-Pt Spin	Spin	Inflight	Specialist	Goalkeeper	P6m	SUS	RC	DQ
1	ARFAOUI SAMIRA														
2	SALMI AMANI	1	1	3	33	1 / 1	1 / 1	0 / 1	0 / 1						
3	JEMMALI AMENI	2	1	1	100			1 / 1							
5	ROMDHAN HANEN												1		
9	CHEKIR SENDA FARAH		0	1	0					0 / 1					
11	AMERI SAFA	6	3	4	75	0 / 1					3 / 3	1			
14	MRAD MANEL	8	4	4	100			3 / 3	1 / 1						
20	FADHLOUN SINDA	4	2	4	50					2 / 4					
21	AMICHE BOUTHEINA	10	6	8	75	2 / 2	2 / 2	4 / 6							
88	OUERFELLI LEILA														
Totals		31	17	25	68	3 / 4	3 / 3	8 / 11	1 / 2	2 / 5		3 / 3	2		

No.	Goalkeeper	Total			Saves / Shots						
		Saves	Shots	%	1-Pt All	1-Pt Spin	Spin	Inflight	Specialist	Goalkeeper	P6m
88	OUERFELLI LEILA	6	27	22	0 / 2	0 / 1	5 / 19		1 / 5	0 / 1	
Totals		6	27	22	0 / 2	0 / 1	5 / 19		1 / 5	0 / 1	

Team Comparison

	1st Period				2nd Period			
	Norway		Tunisia		Norway		Tunisia	
	Goals/Shots	Eff %	Goals/Shots	Eff %	Goals/Shots	Eff %	Goals/Shots	Eff %
Inflight			0 / 1	0			1 / 1	100
Spin Shots	7 / 7	100	5 / 7	71	7 / 15	47	3 / 4	75
Specialist Shots	4 / 5	80	2 / 2	100	0 / 1	0	0 / 3	0
1-Point Shots	1 / 1	100	2 / 2	100	1 / 1	100	1 / 2	50
Goalkeeper Shots	0 / 1	0			1 / 1	100		
6-meter Shots			1 / 1	100			2 / 2	100
1-Point Spin Shots	1 / 1	100	2 / 2	100			1 / 1	100

Timing and Results provided by  TISSOT



Match No.: 2 Court 2

Results

Norway 2 vs 0 Tunisia

REFEREES:

1st Period: 23 - 18
2nd Period: 17 - 13

NOR - Norway

No.	Name	Technical skills						TO
		Ass	ST	BS	R6	P6		
1	GULBRANDSEN Regina		1					
2	BLAASMO Katinka Haltvik	1					2	
3	HAMMERSTAD Elisabeth					1		
4	WELFLER Martine	1					2	
5	MARTINSEN Marielle							
6	AARDAHL Maren		1					
10	WERNERSEN Ida							
11	SMISTAD Marte			3		1		
15	GRANLUND Rikke							
20	RONNING Andrea			2			1	
Team							2	
Totals		2	2	5		2	7	

TUN - Tunisia

No.	Name	Technical skills						TO
		Ass	ST	BS	R6	P6		
1	ARFAOUI SAMIRA							
2	SALMI AMANI				1			
3	JEMMALI AMENI							
5	ROMDHAN HANEN							
9	CHEKIR SENDA FARAH							
11	AMERI SAFA		1					
14	MRAD MANEL		1		1		2	
20	FADHLOUN SINDA							
21	AMICHE BOUTHEINA	1						
88	OUERFELLI LEILA							
Team							5	
Totals		1	2		2		7	

Running Score

NOR - TUN

1st Period

0 : 1	AMICHE B.
WELFLER M. 2 : 1	
WERNERSEN I. 4 : 1	
4 : 3	AMICHE B.
4 : 5	FADHLOUN S.
4 : 7	FADHLOUN S.
AARDAHL M. 5 : 7	
AARDAHL M. 7 : 7	
7 : 8	SALMI A.
7 : 10	AMICHE B.
BLAASMO K. 9 : 10	
9 : 12	AMERI S.
WERNERSEN I. 11 : 12	
BLAASMO K. 13 : 12	
WERNERSEN I. 15 : 12	
WELFLER M. 17 : 12	
17 : 14	MRAD M.
BLAASMO K. 19 : 14	
BLAASMO K. 21 : 14	
BLAASMO K. 23 : 14	
23 : 16	AMICHE B.
23 : 18	AMICHE B.

2nd Period

WELFLER M. 2 : 0	
2 : 2	JEMMALI A.
WELFLER M. 4 : 2	
4 : 4	AMERI S.
AARDAHL M. 6 : 4	
6 : 6	MRAD M.
AARDAHL M. 8 : 6	
8 : 8	AMERI S.
WELFLER M. 10 : 8	
GRANLUND R. 12 : 8	
12 : 10	MRAD M.
WERNERSEN I. 14 : 10	
14 : 11	AMICHE B.
AARDAHL M. 16 : 11	
16 : 13	MRAD M.
WELFLER M. 17 : 13	

LEGEND							
1-Pt	1-Point-Shots	1-Pt Spin	1-Point-Spinshots	—	Struck out Players did not play	%	Efficiency
Ass	Assists	BS	Blocked Shots	DQ	Disqualifications	GK	Goalkeeper
Ind	Individual	No	Shirt Number	P6	Penalty Fouls	P6m	6m Penalty Shots
R6	Received 6m-Fouls	RC	Red Cards	Spec	Specialist	ST	Steals
SUS	Suspension	Spin	Spinshots	TO	Turnover		

Timing and Results provided by TISSOT



Match No.: 3 Court 1

Results

Tunisia 0 vs 2 Spain

REFEREES:

1st Period: 6 - 15
2nd Period: 8 - 20

TUN - Tunisia

Headcoach: AYARI HAJER

No.	Name	Total				Goals / Shots						Punishments			
		Points	Goals	Shots	%	1-Pt All	1-Pt Spin	Spin	Inflight	Specialist	Goalkeeper	P6m	SUS	RC	DQ
1	ARFAOUI SAMIRA		0	2	0						0 / 2				
2	SALMI AMANI	2	1	3	33	0 / 1		1 / 1	0 / 1						
3	JEMMALI AMENI	1	1	2	50	1 / 1		0 / 1							
5	ROMDHAN HANEN														
9	CHEKIR SENDA FARAH	2	1	4	25					1 / 4					
11	AMERI SAFA	2	1	2	50			0 / 1				1 / 1			
14	MRAD MANEL	2	1	5	20			1 / 5							
20	FADHLOUN SINDA	4	2	3	67					2 / 3					
21	AMICHE BOUTHEINA	1	1	3	33	1 / 1		0 / 2							
88	OUERFELLI LEILA														
Totals		14	8	24	33	2 / 3		2 / 10	0 / 1	3 / 7	0 / 2	1 / 1			

No.	Goalkeeper	Total			Saves / Shots						
		Saves	Shots	%	1-Pt All	1-Pt Spin	Spin	Inflight	Specialist	Goalkeeper	P6m
1	ARFAOUI SAMIRA	2	12	17	1 / 1		0 / 3	0 / 1	1 / 6	0 / 1	
88	OUERFELLI LEILA	3	11	27	1 / 2		0 / 2	1 / 3	0 / 2	1 / 1	0 / 1
Totals		5	23	22	2 / 3		0 / 5	1 / 4	1 / 8	1 / 2	0 / 1

ESP - Spain

Headcoach: FORNELL MUNOS Noella

No.	Name	Total				Goals / Shots						Punishments			
		Points	Goals	Shots	%	1-Pt All	1-Pt Spin	Spin	Inflight	Specialist	Goalkeeper	P6m	SUS	RC	DQ
1	LLADRO FERNANDEZ Silvia														
3	BATISTA PORTERO Asunción	9	5	6	83	1 / 2		2 / 2	2 / 2						
5	CONEJERO GALAN Patricia	8	4	4	100			2 / 2	1 / 1	1 / 1					
6	CAÑO DOMINGUEZ Raquel	2	1	2	50				0 / 1			1 / 1			
7	HENANDEZ TORRICO Sara	6	3	8	38	0 / 1			0 / 1	3 / 5	0 / 1				
12	SOLANO CABALLERO Sonora Lucia	4	2	5	40					1 / 1	1 / 4				
13	SANCHEZ BARRIOS Andrea														
15	GARCIA TORO Maria Luisa														
17	CONEJERO GALAN Cristina	2	1	1	100			1 / 1							
25	SANHEZ HERNANDEZ Maria del Carmen	4	2	5	40					2 / 5					
Totals		35	18	31	58	1 / 3		5 / 5	3 / 5	7 / 12	1 / 5	1 / 1			

No.	Goalkeeper	Total			Saves / Shots						
		Saves	Shots	%	1-Pt All	1-Pt Spin	Spin	Inflight	Specialist	Goalkeeper	P6m
1	LLADRO FERNANDEZ Silvia	9	17	53	1 / 3		4 / 6	1 / 1	2 / 5	1 / 1	0 / 1
Totals		9	17	53	1 / 3		4 / 6	1 / 1	2 / 5	1 / 1	0 / 1

Team Comparison

	1st Period				2nd Period			
	Tunisia		Spain		Tunisia		Spain	
	Goals/Shots	Eff %	Goals/Shots	Eff %	Goals/Shots	Eff %	Goals/Shots	Eff %
Inflight			2 / 4	50	0 / 1	0	1 / 1	100
Spin Shots	0 / 5	0	2 / 2	100	2 / 5	40	3 / 3	100
Specialist Shots	1 / 3	33	2 / 5	40	2 / 4	50	5 / 7	71
1-Point Shots	2 / 2	100	1 / 2	50	0 / 1	0	0 / 1	0
Goalkeeper Shots			0 / 2	0	0 / 2	0	1 / 3	33
6-meter Shots	1 / 1	100	1 / 1	100				
1-Point Spin Shots								

Timing and Results provided by  TISSOT



Match No.: 3 Court 1

Results

Tunisia 0 vs 2 Spain

REFEREES:

1st Period: 6 - 15
2nd Period: 8 - 20

TUN - Tunisia

No.	Name	Technical skills					
		Ass	ST	BS	R6	P6	TO
1	ARFAOUI SAMIRA						
2	SALMI AMANI						3
3	JEMMALI AMENI	1					1
5	ROMDHAN HANEN						
9	CHEKIR SENDA FARAH						
11	AMERI SAFA		1				1
14	MRAD MANEL		1				2
20	FADHLOUN SINDA						2
21	AMICHE BOUTHEINA						3
88	OUERFELLI LEILA						
Team							
Totals		1	2				12

ESP - Spain

No.	Name	Technical skills					
		Ass	ST	BS	R6	P6	TO
1	LLADRO FERNANDEZ Silvia			1			
3	BATISTA PORTERO Asunción			1			
5	CONEJERO GALAN Patricia	2					
6	CAÑO DOMINGUEZ Raquel	3					4
7	HENANDEZ TORRICO Sara						
12	SOLANO CABALLERO Sonora Lucia						
13	SANCHEZ BARRIOS Andrea						
15	GARCIA TORO Maria Luisa		1				1
17	CONEJERO GALAN Cristina						
25	SANCHEZ HERNANDEZ Maria del Carmen						2
Team							
Totals		5	1	2			7

Running Score

TUN - ESP

1st Period

0 : 2	SOLANO CABALLERO S.
JEMMALI A. 1 : 2	
1 : 4	CANO DOMINGUEZ R.
AMICHE B. 2 : 4	
2 : 6	CONEJERO GALAN P.
2 : 8	BATISTA PORTERO A.
FADHLOUN S. 4 : 8	
4 : 10	CONEJERO GALAN P.
4 : 11	BATISTA PORTERO A.
AMERI S. 6 : 11	
6 : 13	BATISTA PORTERO A.
6 : 15	BATISTA PORTERO A.

2nd Period

0 : 2	HENANDEZ TORRICO S.
0 : 4	BATISTA PORTERO A.
SALMI A. 2 : 4	
2 : 6	SANCHEZ HERNANDEZ M.
FADHLOUN S. 4 : 6	
4 : 8	SOLANO CABALLERO S.
4 : 10	CONEJERO GALAN C.
4 : 12	HENANDEZ TORRICO S.
CHEKIR S. 6 : 12	
6 : 14	SANCHEZ HERNANDEZ M.
6 : 16	CONEJERO GALAN P.
6 : 18	HENANDEZ TORRICO S.
MRAD M. 8 : 18	
8 : 20	CONEJERO GALAN P.

LEGEND

1-Pt	1-Point-Shots	1-Pt Spin	1-Point-Spinshots	—	Struck out Players did not play	%	Efficiency
Ass	Assists	BS	Blocked Shots	DQ	Disqualifications	GK	Goalkeeper
Ind	Individual	No	Shirt Number	P6	Penalty Fouls	P6m	6m Penalty Shots
R6	Received 6m-Fouls	RC	Red Cards	Spec	Specialist	ST	Steals
SUS	Suspension	Spin	Spinshots	TO	Turnover		

Timing and Results provided by  TISSOT



Match No.: 4 Court 2

Results

Norway 2 vs 0 Argentina

REFEREES:

1st Period: 20 - 18
2nd Period: 19 - 15

NOR - Norway

Headcoach: BERG ANDREASSEN Eskil

Team time outs: 2

No.	Name	Total				Goals / Shots							Punishments			
		Points	Goals	Shots	%	1-Pt All	1-Pt Spin	Spin	Inflight	Specialist	Goalkeeper	P6m	SUS	RC	DQ	
1	GULBRANDSEN Regina															
2	BLAASMO Katinka Haltvik	2	1	2	50			1 / 1				0 / 1				
3	HAMMERSTAD Elisabeth	2	1	1	100			1 / 1								
4	WELFLER Martine	12	6	12	50	0 / 1		6 / 11								
5	MARTINSEN Marielle															
6	AARDAHL Maren	19	10	12	83	1 / 1	1 / 1	9 / 11								
10	WERNERSEN Ida	4	2	3	67					2 / 3						
11	SMISTAD Marte												1	1		
15	GRANLUND Rikke															
20	RONNING Andrea															
Totals		39	20	30	67	1 / 2	1 / 1	17 / 24		2 / 3		0 / 1	1	1		

No.	Goalkeeper	Total			Saves / Shots							
		Saves	Shots	%	1-Pt All	1-Pt Spin	Spin	Inflight	Specialist	Goalkeeper	P6m	
15	GRANLUND Rikke	8	25	32	0 / 1		3 / 8	5 / 16				
Totals		8	25	32	0 / 1		3 / 8	5 / 16				

ARG - Argentina

Headcoach: COMPARONE Salvador

Team time outs: 2

No.	Name	Total				Goals / Shots							Punishments			
		Points	Goals	Shots	%	1-Pt All	1-Pt Spin	Spin	Inflight	Specialist	Goalkeeper	P6m	SUS	RC	DQ	
2	MIROTTA AGUSTINA	6	3	3	100			1 / 1	2 / 2							
6	ELIGES IVANA	2	1	1	100			1 / 1								
9	IBARRA FLORENCIA															
10	BARROS ROCIO		0	1	0					0 / 1						
12	BERICIO FLORENCIA															
13	MECCIA CELESTE	11	6	7	86	1 / 1		1 / 1	4 / 5							
15	AGUZZI DANIELA	6	3	6	50			1 / 2	2 / 4							
16	ROSSI CAROLINA	8	4	9	44			1 / 3	3 / 6							
20	SCORDAMAGLIA LUCIANA															
24	CARDENAS RAYEN															
Totals		33	17	27	63	1 / 1		5 / 8	11 / 17	0 / 1						

No.	Goalkeeper	Total			Saves / Shots						
		Saves	Shots	%	1-Pt All	1-Pt Spin	Spin	Inflight	Specialist	Goalkeeper	P6m
12	BERICIO FLORENCIA	7	27	26	1 / 2	0 / 1	5 / 22		0 / 2		1 / 1
Totals		7	27	26	1 / 2	0 / 1	5 / 22		0 / 2		1 / 1

Team Comparison

	1st Period				2nd Period			
	Norway		Argentina		Norway		Argentina	
	Goals/Shots	Eff %	Goals/Shots	Eff %	Goals/Shots	Eff %	Goals/Shots	Eff %
Inflight			6 / 9	67			5 / 8	63
Spin Shots	9 / 12	75	3 / 4	75	8 / 12	67	2 / 4	50
Specialist Shots	1 / 2	50	0 / 1	0	1 / 1	100		
1-Point Shots	0 / 1	0			1 / 1	100	1 / 1	100
Goalkeeper Shots								
6-meter Shots					0 / 1	0		
1-Point Spin Shots					1 / 1	100		

Timing and Results provided by  TISSOT



Match No.: 4 Court 2

Results

Norway 2 vs 0 Argentina

REFEREES:

1st Period: 20 - 18

2nd Period: 19 - 15

NOR - Norway

No.	Name	Technical skills						TO
		Ass	ST	BS	R6	P6		
1	GULBRANDSEN Regina							
2	BLAASMO Katinka Haltvik	3					2	
3	HAMMERSTAD Elisabeth							
4	WELFLER Martine	1					1	
5	MARTINSEN Marielle							
6	AARDAHL Maren							
10	WERNERSEN Ida							
11	SMISTAD Marte							
15	GRANLUND Rikke		1					
20	RONNING Andrea		2					
Team							1	
Totals		4	3				4	

ARG - Argentina

No.	Name	Technical skills						TO
		Ass	ST	BS	R6	P6		
2	MIROTTA AGUSTINA							
6	ELIGES IVANA	2						
9	IBARRA FLORENCIA							
10	BARROS ROCIO	3					4	
12	BERICIO FLORENCIA							
13	MECCIA CELESTE							
15	AGUZZI DANIELA	2					3	
16	ROSSI CAROLINA							
20	SCORDAMAGLIA LUCIANA							
24	CARDENAS RAYEN							
Team								
Totals		7					7	

Running Score

NOR - ARG

1st Period

	0	:	2	MECCIA C.
	0	:	4	AGUZZI D.
AARDAHL M.	2	:	4	
	2	:	6	AGUZZI D.
WELFLER M.	4	:	6	
	4	:	8	MIROTTA A.
AARDAHL M.	6	:	8	
HAMMERSTAD E.	8	:	8	
AARDAHL M.	10	:	8	
	10	:	10	MIROTTA A.
AARDAHL M.	12	:	10	
	12	:	12	AGUZZI D.
WERNERSEN I.	14	:	12	
WELFLER M.	16	:	12	
	16	:	14	MECCIA C.
WELFLER M.	18	:	14	
	18	:	16	MIROTTA A.
BLAASMO K.	20	:	16	
	20	:	18	MECCIA C.

2nd Period

WELFLER M.	2	:	0	
	2	:	2	MECCIA C.
AARDAHL M.	4	:	2	
WELFLER M.	6	:	2	
	6	:	4	ROSSI C.
	6	:	6	ROSSI C.
AARDAHL M.	7	:	6	
AARDAHL M.	9	:	6	
	9	:	7	MECCIA C.
AARDAHL M.	11	:	7	
	11	:	9	MECCIA C.
AARDAHL M.	13	:	9	
	13	:	11	ELIGES I.
WERNERSEN I.	15	:	11	
	15	:	13	ROSSI C.
WELFLER M.	17	:	13	
AARDAHL M.	19	:	13	
	19	:	15	ROSSI C.

LEGEND							
1-Pt	1-Point-Shots	1-Pt Spin	1-Point-Spinshots	—	Struck out Players did not play	%	Efficiency
Ass	Assists	BS	Blocked Shots	DQ	Disqualifications	GK	Goalkeeper
Ind	Individual	No	Shirt Number	P6	Penalty Fouls	P6m	6m Penalty Shots
R6	Received 6m-Fouls	RC	Red Cards	Spec	Specialist	ST	Steals
SUS	Suspension	Spin	Spinshots	TO	Turnover		

Timing and Results provided by TISSOT



Match No.: 5 Court 1

Results

Spain 0 vs 2 Norway

REFEREES:
Heel Al (QAT)
Yazeedi Al (QAT)

1st Period: 9 - 13
2nd Period: 10 - 12

ESP - Spain

Headcoach: FORNELL MUNOS Noella

Team time outs: 1

No.	Name	Total				Goals / Shots						Punishments				
		Points	Goals	Shots	%	1-Pt All	1-Pt Spin	Spin	Inflight	Specialist	Goalkeeper	P6m	SUS	RC	DQ	
1	LLADRO FERNANDEZ Silvia															
3	BATISTA PORTERO Asunción	2	1	3	33			1 / 2	0 / 1							
5	CONEJERO GALAN Patricia	9	5	9	56	1 / 1		2 / 5	2 / 3							
6	CAÑO DOMINGUEZ Raquel	8	4	7	57	0 / 1		3 / 4		0 / 1		1 / 1				
7	HENANDEZ TORRICO Sara															
12	SOLANO CABALLERO Sonora Lucia															
13	SANCHEZ BARRIOS Andrea															
15	GARCIA TORO Maria Luisa															
17	CONEJERO GALAN Cristina															
25	SANHEZ HERNANDEZ Maria del Carmen		0	1	0	0 / 1										
Totals		19	10	20	50	1 / 3		6 / 11	2 / 4	0 / 1		1 / 1				

No.	Goalkeeper	Total			Saves / Shots						
		Saves	Shots	%	1-Pt All	1-Pt Spin	Spin	Inflight	Specialist	Goalkeeper	P6m
1	LLADRO FERNANDEZ Silvia	4	16	25	0 / 1		3 / 10		1 / 5		
12	SOLANO CABALLERO Sonora Lucia	0	1	0							0 / 1
Totals		4	17	24	0 / 1		3 / 10		1 / 5		0 / 1

NOR - Norway

Headcoach: BERG ANDREASSEN Eskil


Team time outs: 1

No.	Name	Total				Goals / Shots						Punishments				
		Points	Goals	Shots	%	1-Pt All	1-Pt Spin	Spin	Inflight	Specialist	Goalkeeper	P6m	SUS	RC	DQ	
1	GULBRANDSEN Regina															
2	BLAASMO Katinka Haltvik	4	2	2	100			2 / 2								
3	HAMMERSTAD Elisabeth												1	1		
4	WELFLER Martine	4	2	9	22			2 / 9								
5	MARTINSEN Marielle															
6	AARDAHL Maren	9	5	7	71	1 / 1		3 / 5				1 / 1				
10	WERNERSEN Ida	6	3	8	38					3 / 8						
11	SMISTAD Marte												1			
15	GRANLUND Rikke															
20	RONNING Andrea	2	1	1	100					1 / 1			1	1		
Totals		25	13	27	48	1 / 1		7 / 16		4 / 9		1 / 1	3	2		

No.	Goalkeeper	Total			Saves / Shots						
		Saves	Shots	%	1-Pt All	1-Pt Spin	Spin	Inflight	Specialist	Goalkeeper	P6m
1	GULBRANDSEN Regina	5	13	38			4 / 9	1 / 3			0 / 1
Totals		7	17	41	1 / 2		4 / 10	1 / 3	1 / 1		0 / 1

Team Comparison

	1st Period				2nd Period			
	Spain		Norway		Spain		Norway	
	Goals/Shots	Eff %	Goals/Shots	Eff %	Goals/Shots	Eff %	Goals/Shots	Eff %
Inflight	2 / 4	50						
Spin Shots	2 / 5	40	5 / 10	50	4 / 6	67	2 / 6	33
Specialist Shots	0 / 1	0	0 / 2	0			4 / 7	57
1-Point Shots	1 / 2	50	1 / 1	100	0 / 1	0		
Goalkeeper Shots								
6-meter Shots			1 / 1	100	1 / 1	100		
1-Point Spin Shots								

Timing and Results provided by  TISSOT



Match No.: 5 Court 1

Results

Spain 0 vs 2 Norway

REFEREES:

Heel Al (QAT)

Yazeedi Al (QAT)

1st Period: 9 - 13

2nd Period: 10 - 12

ESP - Spain

No.	Name	Technical skills					
		Ass	ST	BS	R6	P6	TO
1	LLADRO FERNANDEZ Silvia						
3	BATISTA PORTERO Asunción			3	1		3
5	CONEJERO GALAN Patricia						2
6	CAÑO DOMINGUEZ Raquel	2					4
7	HENANDEZ TORRICO Sara						1
12	SOLANO CABALLERO Sonora Lucia						
13	SANCHEZ BARRIOS Andrea						1
15	GARCIA TORO Maria Luisa		1	3			
17	CONEJERO GALAN Cristina						
25	SANHEZ HERNANDEZ Maria del Carmen						
Team							
Totals		2	1	6	1		11

NOR - Norway

No.	Name	Technical skills					
		Ass	ST	BS	R6	P6	TO
1	GULBRANDSEN Regina						
2	BLAASMO Katinka Haltvik						4
3	HAMMERSTAD Elisabeth		2				
4	WELFLER Martine	1					1
5	MARTINSEN Marielle						
6	AARDAHL Maren						1
10	WERNERSEN Ida						
11	SMISTAD Marte						
15	GRANLUND Rikke						
20	RONNING Andrea						
Team							
Totals		1	2				6

Running Score

ESP - NOR

1st Period

0 : 2	AARDAHL M.
1 : 2	CONEJERO GALAN P.
1 : 4	WELFLER M.
1 : 6	AARDAHL M.
3 : 6	CANO DOMINGUEZ R.
5 : 6	CONEJERO GALAN P.
5 : 8	AARDAHL M.
5 : 10	AARDAHL M.
7 : 10	CONEJERO GALAN P.
7 : 12	BLAASMO K.
9 : 12	CONEJERO GALAN P.
9 : 13	AARDAHL M.

2nd Period

2 : 0	CONEJERO GALAN P.
2 : 2	WELFLER M.
2 : 4	WERNERSEN I.
4 : 4	CANO DOMINGUEZ R.
4 : 6	BLAASMO K.
6 : 6	CANO DOMINGUEZ R.
6 : 8	RONNING A.
8 : 8	BATISTA PORTERO A.
8 : 10	WERNERSEN I.
10 : 10	CANO DOMINGUEZ R.
10 : 12	WERNERSEN I.

LEGEND							
1-Pt	1-Point-Shots	1-Pt Spin	1-Point-Spinshots	—	Struck out Players did not play	%	Efficiency
Ass	Assists	BS	Blocked Shots	DQ	Disqualifications	GK	Goalkeeper
Ind	Individual	No	Shirt Number	P6	Penalty Fouls	P6m	6m Penalty Shots
R6	Received 6m-Fouls	RC	Red Cards	Spec	Specialist	ST	Steals
SUS	Suspension	Spin	Spinshots	TO	Turnover		

Timing and Results provided by TISSOT



Match No.: 6 Court 2

Results

Argentina 2 vs 0 Tunisia

REFEREES:

Gawel Adyta (POL)

Jaworska Edyta Wieslawa (POL)

1st Period: 16 - 15

2nd Period: 16 - 6

ARG - Argentina

Headcoach: COMPARONE Salvador

No.	Name	Total				Goals / Shots							Punishments		
		Points	Goals	Shots	%	1-Pt All	1-Pt Spin	Spin	Inflight	Specialist	Goalkeeper	P6m	SUS	RC	DQ
2	MIROTTA AGUSTINA	2	1	2	50				1 / 2						
6	ELIGES IVANA	4	2	3	67					2 / 3					
9	IBARRA FLORENCIA														
10	BARROS ROCIO	2	1	1	100					1 / 1					
12	BERICIO FLORENCIA														
13	MECCIA CELESTE	10	5	5	100			2 / 2	3 / 3						
15	AGUZZI DANIELA	9	6	10	60	3 / 4		1 / 3	2 / 3						
16	ROSSI CAROLINA	5	4	5	80	3 / 3	2 / 2		1 / 2						
20	SCORDAMAGLIA LUCIANA														
24	CARDENAS RAYEN														
Totals		32	19	26	73	6 / 7	2 / 2	3 / 5	7 / 10	3 / 4					

No.	Goalkeeper	Total			Saves / Shots						
		Saves	Shots	%	1-Pt All	1-Pt Spin	Spin	Inflight	Specialist	Goalkeeper	P6m
12	BERICIO FLORENCIA	8	20	40	0 / 3	0 / 2	3 / 6	1 / 2	3 / 8		1 / 1
Totals		8	20	40	0 / 3	0 / 2	3 / 6	1 / 2	3 / 8		1 / 1

TUN - Tunisia


Headcoach: AYARI Hajer

No.	Name	Total				Goals / Shots							Punishments		
		Points	Goals	Shots	%	1-Pt All	1-Pt Spin	Spin	Inflight	Specialist	Goalkeeper	P6m	SUS	RC	DQ
1	ARFAOUI SAMIRA														
2	SALMI AMANI	3	2	3	67	1 / 1			1 / 2						
3	JEMMALI AMENI	4	2	4	50			2 / 4							
5	ROMDHAN HANEN	2	1	5	20			1 / 4	0 / 1						
9	CHEKIR SENDA FARAH	2	1	3	33					1 / 3					
11	AMERI SAFA		0	1	0							0 / 1			
14	MRAD MANEL														
20	FADHLOUN SINDA	8	4	11	36					4 / 11					
21	AMICHE BOUTHEINA	2	2	4	50	2 / 2	2 / 2	0 / 2							
88	OUERFELLI LEILA		0	1	0						0 / 1				
Totals		21	12	32	38	3 / 3	2 / 2	3 / 10	1 / 3	5 / 14	0 / 1	0 / 1			

No.	Goalkeeper	Total			Saves / Shots						
		Saves	Shots	%	1-Pt All	1-Pt Spin	Spin	Inflight	Specialist	Goalkeeper	P6m
1	ARFAOUI SAMIRA	2	6	33	0 / 2		0 / 1	1 / 2	1 / 1		
88	OUERFELLI LEILA	5	20	25	1 / 5	0 / 2	2 / 4	2 / 8	0 / 3		
Totals		7	26	27	1 / 7	0 / 2	2 / 5	3 / 10	1 / 4		

Team Comparison

	1st Period				2nd Period			
	Argentina		Tunisia		Argentina		Tunisia	
	Goals/Shots	Eff %	Goals/Shots	Eff %	Goals/Shots	Eff %	Goals/Shots	Eff %
Inflight	5 / 6	83	1 / 2	50	2 / 4	50	0 / 1	0
Spin Shots	1 / 3	33	1 / 4	25	2 / 2	100	2 / 6	33
Specialist Shots	1 / 1	100	4 / 7	57	2 / 3	67	1 / 7	14
1-Point Shots	2 / 2	100	3 / 3	100	4 / 5	80		
Goalkeeper Shots							0 / 1	0
6-meter Shots							0 / 1	0
1-Point Spin Shots			2 / 2	100	2 / 2	100		

Timing and Results provided by  TISSOT



Match No.: 6 Court 2

Results

Argentina 2 vs 0 Tunisia

REFEREES:

Gawel Adyta (POL)

Jaworska Edyta Wieslawa (POL)

1st Period: 16 - 15

2nd Period: 16 - 6

ARG - Argentina

No.	Name	Technical skills					
		Ass	ST	BS	R6	P6	TO
2	MIROTTA AGUSTINA						1
6	ELIGES IVANA						
9	IBARRA FLORENCIA			1		1	
10	BARROS ROCIO						
12	BERICIO FLORENCIA						
13	MECCIA CELESTE						2
15	AGUZZI DANIELA	2					1
16	ROSSI CAROLINA			1			
20	SCORDAMAGLIA LUCIANA		1				
24	CARDENAS RAYEN						
Team							1
Totals		2	1	2		1	5

TUN - Tunisia

No.	Name	Technical skills					
		Ass	ST	BS	R6	P6	TO
1	ARFAOUI SAMIRA						
2	SALMI AMANI						2
3	JEMMALI AMENI						
5	ROMDHAN HANEN						
9	CHEKIR SENDA FARAH						
11	AMERI SAFA				1		
14	MRAD MANEL		1				
20	FADHLOUN SINDA						1
21	AMICHE BOUTHEINA						
88	OUERFELLI LEILA						
Team							
Totals			1		1		3

Running Score

ARG - TUN

1st Period

MECCIA C.	2	: 0
ELIGES I.	4	: 0
	4	: 2
	4	: 4
	6	: 4
	8	: 4
	8	: 6
	10	: 6
	10	: 8
	12	: 8
	12	: 9
	12	: 10
	12	: 11
	12	: 13
	14	: 13
	15	: 13
	16	: 13
	16	: 15

2nd Period

	0	: 2
	2	: 2
	3	: 2
	5	: 2
	7	: 2
	8	: 2
	8	: 4
	10	: 4
	11	: 4
	12	: 4
	12	: 6
	14	: 6
	16	: 6

LEGEND

1-Pt	1-Point-Shots	1-Pt Spin	1-Point-Spinshots	—	Struck out Players did not play	%	Efficiency
Ass	Assists	BS	Blocked Shots	DQ	Disqualifications	GK	Goalkeeper
Ind	Individual	No	Shirt Number	P6	Penalty Fouls	P6m	6m Penalty Shots
R6	Received 6m-Fouls	RC	Red Cards	Spec	Specialist	ST	Steals
SUS	Suspension	Spin	Spinshots	TO	Turnover		

Timing and Results provided by **TISSOT**



Match No.: 7 Court 1

Results

Chinese Taipei 0 vs 2 Poland

REFEREES:

1st Period: 11 - 26
2nd Period: 10 - 15

TPE - Chinese Taipei

Headcoach: CHU Chi-En

No.	Name	Total				Goals / Shots							Punishments		
		Points	Goals	Shots	%	1-Pt All	1-Pt Spin	Spin	Inflight	Specialist	Goalkeeper	P6m	SUS	RC	DQ
1	LIN Sz-Yu		0	1	0						0 / 1				
3	CHIANG Chia-Yun	6	4	9	44	2 / 2	2 / 2	0 / 2	2 / 4			0 / 1	1		
4	YU Li-Chuan	2	1	3	33					1 / 3					
7	HSIEH Nien-En												1		
8	CHEN Szu-Yu	4	2	2	100					2 / 2					
9	TANG Rou-An	3	3	9	33	3 / 3	3 / 3	0 / 6							
11	CHANG Yu-Hui												1		
13	HUANG Chih-Shan														
15	CHEN Shu-Fen												1		
20	CHIEN Chen-Chen	6	3	7	43			3 / 7							
Totals		21	13	31	42	5 / 5	5 / 5	3 / 15	2 / 4	3 / 5	0 / 1	0 / 1	4		

No.	Goalkeeper	Total			Saves / Shots						
		Saves	Shots	%	1-Pt All	1-Pt Spin	Spin	Inflight	Specialist	Goalkeeper	P6m
1	LIN Sz-Yu	2	27	7	0 / 9	0 / 6	2 / 7	0 / 2	0 / 8		0 / 1
Totals		2	27	7	0 / 9	0 / 6	2 / 7	0 / 2	0 / 8		0 / 1

POL - Poland

Headcoach: KARPINSKI Marek

No.	Name	Total				Goals / Shots							Punishments		
		Points	Goals	Shots	%	1-Pt All	1-Pt Spin	Spin	Inflight	Specialist	Goalkeeper	P6m	SUS	RC	DQ
2	BARTKOWIAK Sylwia	6	3	7	43			3 / 7							
3	NOWICKA Ewa	11	8	9	89	5 / 5	2 / 2	1 / 1	1 / 2			1 / 1	1		
4	SOWA Paulina		0	2	0				0 / 2						
6	MAZUREK Paula	14	7	8	88					7 / 8					
8	ZAKOWSKA Lidia	2	1	1	100					1 / 1					
9	SLEZAK Alicia	8	6	8	75	4 / 4	4 / 4	1 / 2	1 / 2						
12	SLOTA Magdalena														
13	LAKOMY Weronika												1		
18	MASLOWSKA Katarzyna														
48	KRUPA Natalia														
Totals		41	25	35	71	9 / 9	6 / 6	5 / 10	2 / 6	8 / 9		1 / 1	2		

Team Comparison

	1st Period					2nd Period				
	Chinese Taipei		Poland			Chinese Taipei		Poland		
	Goals/Shots	Eff %	Goals/Shots	Eff %	Goals/Shots	Eff %	Goals/Shots	Eff %		
Inflight	1 / 3	33	1 / 2	50	1 / 1	100	1 / 4	25		
Spin Shots	3 / 6	50	5 / 7	71	0 / 9	0	0 / 3	0		
Specialist Shots	0 / 1	0	5 / 5	100	3 / 4	75	3 / 4	75		
1-Point Shots	3 / 3	100	4 / 4	100	2 / 2	100	5 / 5	100		
Goalkeeper Shots	0 / 1	0								
6-meter Shots	0 / 1	0					1 / 1	100		
1-Point Spin Shots	3 / 3	100	1 / 1	100	2 / 2	100	5 / 5	100		



Match No.: 7 Court 1

Results

Chinese Taipei 0 vs 2 Poland

REFEREES:

1st Period: 11 - 26
2nd Period: 10 - 15

TPE - Chinese Taipei

No.	Name	Technical skills						TO
		Ass	ST	BS	R6	P6		
1	LIN Sz-Yu	1						
3	CHIANG Chia-Yun							
4	YU Li-Chuan							
7	HSIEH Nien-En							
8	CHEN Szu-Yu							
9	TANG Rou-An							
11	CHANG Yu-Hui							
13	HUANG Chih-Shan							
15	CHEN Shu-Fen							
20	CHIEN Chen-Chen	3						
Team							5	
Totals		4					5	

POL - Poland

No.	Name	Technical skills						TO
		Ass	ST	BS	R6	P6		
2	BARTKOWIAK Sylwia							
3	NOWICKA Ewa							
4	SOWA Paulina	1					1	
6	MAZUREK Paula	2						
8	ZAKOWSKA Lidia							
9	SLEZAK Alicia				1			
12	SLOTA Magdalena							
13	LAKOMY Weronika			4				
18	MASLOWSKA Katarzyna		2	1				
48	KRUPA Natalia							
Team								
Totals		3	2	5	1		1	

Running Score

TPE - POL

1st Period

0	:	2	MAZUREK P.
0	:	4	NOWICKA E.
2	:	4	CHIEN C.
2	:	5	NOWICKA E.
4	:	5	CHIANG C.
4	:	6	NOWICKA E.
4	:	8	NOWICKA E.
6	:	8	CHIEN C.
6	:	10	TANG R.
7	:	10	
7	:	12	MAZUREK P.
7	:	14	BARTKOWIAK S.
8	:	14	TANG R.
8	:	15	NOWICKA E.
8	:	17	BARTKOWIAK S.
8	:	19	MAZUREK P.
10	:	19	CHIEN C.
10	:	20	NOWICKA E.
10	:	22	SLEZAK A.
10	:	24	BARTKOWIAK S.
10	:	26	ZAKOWSKA L.
11	:	26	TANG R.

2nd Period

0	:	2	MAZUREK P.
2	:	2	CHEN S.
2	:	4	MAZUREK P.
4	:	4	CHEN S.
5	:	4	CHIANG C.
5	:	5	SLEZAK A.
5	:	7	NOWICKA E.
5	:	9	MAZUREK P.
6	:	9	CHIANG C.
6	:	10	SLEZAK A.
6	:	11	SLEZAK A.
8	:	11	YU L.
10	:	11	CHIANG C.
10	:	12	NOWICKA E.
10	:	13	SLEZAK A.
10	:	15	SLEZAK A.

LEGEND							
1-Pt	1-Point-Shots	1-Pt Spin	1-Point-Spinshots	—	Struck out Players did not play	%	Efficiency
Ass	Assists	BS	Blocked Shots	DQ	Disqualifications	GK	Goalkeeper
Ind	Individual	No	Shirt Number	P6	Penalty Fouls	P6m	6m Penalty Shots
R6	Received 6m-Fouls	RC	Red Cards	Spec	Specialist	ST	Steals
SUS	Suspension	Spin	Spinshots	TO	Turnover		

Timing and Results provided by  TISSOT



Match No.: 8 Court 2

Results

Brazil 2 vs 0 Australia

REFEREES:

1st Period: 24 - 9
2nd Period: 21 - 13

BRA - Brazil

Headcoach:

No.	Name	Total				Goals / Shots							Punishments		
		Points	Goals	Shots	%	1-Pt All	1-Pt Spin	Spin	Inflight	Specialist	Goalkeeper	P6m	SUS	RC	DQ
2	SENA Nathalie	7	4	8	50	1 / 1	1 / 1	1 / 2	2 / 5						
3	SOUZA Camila	4	2	3	67					2 / 3					
4	ALENCAR Millena	10	5	6	83			2 / 3	3 / 3				1		
5	SHEPPA Patricia	4	2	3	67				2 / 2			0 / 1			
6	SANTIAGO Renata	12	6	7	86				6 / 7						
7	FRAZAO Ingrid	2	1	1	100						1 / 1				
8	OLIVEIRA Juliana														
9	PIRES Cinthya	6	3	3	100				3 / 3						
10	BRAZ Carolina														
14	BARROS Jessica														
Totals		45	23	31	74	1 / 1	1 / 1	3 / 5	16 / 20	2 / 3	1 / 1	0 / 1	1		

No.	Goalkeeper	Total			Saves / Shots						
		Saves	Shots	%	1-Pt All	1-Pt Spin	Spin	Inflight	Specialist	Goalkeeper	P6m
7	FRAZAO Ingrid	8	20	40	1 / 3		1 / 2	3 / 7	3 / 8		
Totals		8	20	40	1 / 3		1 / 2	3 / 7	3 / 8		

AUS - Australia

Headcoach: MENSING Boris

Team time outs: 1

No.	Name	Total				Goals / Shots							Punishments		
		Points	Goals	Shots	%	1-Pt All	1-Pt Spin	Spin	Inflight	Specialist	Goalkeeper	P6m	SUS	RC	DQ
2	BIEHLER Birte	2	1	4	25										
6	DOS SANTOS Daniela	10	6	11	55	2 / 2		0 / 3	4 / 6						
7	MEDJED Ana														
9	CHARLES Melanie														
11	VIANA Aline												1		
12	PLAYER LAura														
13	VERNAY Manon														
14	MCAFFEE Madeleine	8	4	6	67					4 / 6					
15	SMILJANIC Vanja		0	4	0	0 / 1			0 / 3						
16	BOYD Rosalie												1		
22	COOPER Heather	2	1	1	100			1 / 1							
Totals		22	12	26	46	2 / 3		1 / 4	4 / 9	5 / 10			2		

No.	Goalkeeper	Total			Saves / Shots						
		Saves	Shots	%	1-Pt All	1-Pt Spin	Spin	Inflight	Specialist	Goalkeeper	P6m
13	VERNAY Manon	3	23	13	0 / 1	0 / 1	2 / 5	1 / 15	0 / 1	0 / 1	
Totals		4	27	15	0 / 1	0 / 1	2 / 5	1 / 17	1 / 3	0 / 1	

Team Comparison

	1st Period				2nd Period			
	Brazil		Australia		Brazil		Australia	
	Goals/Shots	Eff %	Goals/Shots	Eff %	Goals/Shots	Eff %	Goals/Shots	Eff %
Inflight	9 / 11	82	3 / 6	50	7 / 9	78	1 / 3	33
Spin Shots	0 / 1	0	1 / 2	50	3 / 4	75	0 / 2	0
Specialist Shots	2 / 3	67	0 / 4	0			5 / 6	83
1-Point Shots			1 / 2	50	1 / 1	100	1 / 1	100
Goalkeeper Shots	1 / 1	100						
6-meter Shots					0 / 1	0		
1-Point Spin Shots					1 / 1	100		

Timing and Results provided by  TISSOT



Match No.: 8 Court 2

Results

Brazil 2 vs 0 Australia

REFEREES:

1st Period: 24 - 9
2nd Period: 21 - 13

BRA - Brazil

No.	Name	Technical skills					
		Ass	ST	BS	R6	P6	TO
2	SENA Nathalie			2			
3	SOUZA Camila						
4	ALENCAR Millena	3					
5	SCHEPPA Patricia	1					
6	SANTIAGO Renata						
7	FRAZAO Ingrid						
8	OLIVEIRA Juliana						
9	PIRES Cinthya	2					
10	BRAZ Carolina		1	2			
14	BARROS Jessica						
Team							5
Totals		6	1	4			5

Running Score

BRA - AUS

1st Period

SANTIAGO R.	2 : 0	
	2 : 2	DOS SANTOS D.
SCHEPPA P.	4 : 2	
SOUZA C.	6 : 2	
	6 : 4	DOS SANTOS D.
SOUZA C.	8 : 4	
SCHEPPA P.	10 : 4	
	10 : 6	COOPER H.
SANTIAGO R.	12 : 6	
PIRES C.	14 : 6	
SENA N.	16 : 6	
FRAZAO I.	18 : 6	
	18 : 8	DOS SANTOS D.
ALENCAR M.	20 : 8	
ALENCAR M.	22 : 8	
	22 : 9	DOS SANTOS D.
SANTIAGO R.	24 : 9	

AUS - Australia

No.	Name	Technical skills					
		Ass	ST	BS	R6	P6	TO
2	BIEHLER Birte						
6	DOS SANTOS Daniela	1					
7	MEDJED Ana						
9	CHARLES Melanie						
11	VIANA Aline						
12	PLAYER LAura						
13	VERNAY Manon						
14	MCAFEE Madeleine						
15	SMLJANIC Vanja	1					
16	BOYD Rosalie						
22	COOPER Heather						
Team							10
Totals		2					10

2nd Period

PIRES C.	2 : 0	
	2 : 2	DOS SANTOS D.
SANTIAGO R.	4 : 2	
SENA N.	6 : 2	
	6 : 4	MCAFEE M.
PIRES C.	8 : 4	
	8 : 6	MCAFEE M.
SENA N.	9 : 6	
ALENCAR M.	11 : 6	
ALENCAR M.	13 : 6	
	13 : 8	MCAFEE M.
SANTIAGO R.	15 : 8	
	15 : 10	MCAFEE M.
SANTIAGO R.	17 : 10	
SENA N.	19 : 10	
	19 : 12	BIEHLER B.
	19 : 13	DOS SANTOS D.
ALENCAR M.	21 : 13	

LEGEND							
1-Pt	1-Point-Shots	1-Pt Spin	1-Point-Spinshots	—	Struck out Players did not play	%	Efficiency
Ass	Assists	BS	Blocked Shots	DQ	Disqualifications	GK	Goalkeeper
Ind	Individual	No	Shirt Number	P6	Penalty Fouls	P6m	6m Penalty Shots
R6	Received 6m-Fouls	RC	Red Cards	Spec	Specialist	ST	Steals
SUS	Suspension	Spin	Spinshots	TO	Turnover		

Timing and Results provided by  TISSOT



Match No.: 9 Court 1

Results

Poland 0 vs 2 Brazil

REFEREES:

1st Period: 11 - 24

2nd Period: 12 - 18

POL - Poland

Headcoach: KARPINSKI Marek

Team time outs: 1

No.	Name	Total				Goals / Shots						Punishments			
		Points	Goals	Shots	%	1-Pt All	1-Pt Spin	Spin	Inflight	Specialist	Goalkeeper	P6m	SUS	RC	DQ
2	BARTKOWIAK Sylwia	2	1	3	33			0 / 1	1 / 2						
3	NOWICKA Ewa	17	9	12	75	1 / 1		5 / 7	2 / 3			1 / 1			
4	SOWA Paulina		0	1	0				0 / 1						
6	MAZUREK Paula	2	1	3	33			0 / 1		1 / 2					
8	ZAKOWSKA Lidia		0	1	0					0 / 1					
9	SLEZAK Alicia	2	1	5	20	0 / 1		0 / 1	1 / 3						
12	SLOTA Magdalena														
13	LAKOMY Weronika														
18	MASLOWSKA Katarzyna												1		
48	KRUPA Natalia														
Totals		23	12	25	48	1 / 2		5 / 10	4 / 9	1 / 3		1 / 1	1		

BRA - Brazil

Headcoach:

Team time outs: 1

No.	Name	Total				Goals / Shots						Punishments			
		Points	Goals	Shots	%	1-Pt All	1-Pt Spin	Spin	Inflight	Specialist	Goalkeeper	P6m	SUS	RC	DQ
2	SENA Nathalie	10	5	9	56	0 / 1		1 / 2	4 / 6						
3	SOUZA Camila	2	1	2	50	0 / 1				1 / 1					
4	ALENCAR Millena	8	4	5	80			1 / 1	3 / 4						
5	SCHEPPA Patricia														
6	SANTIAGO Renata	14	7	9	78				7 / 9						
7	FRAZAO Ingrid	2	1	1	100						1 / 1				
8	OLIVEIRA Juliana														
9	PIRES Cinthya	6	3	3	100				3 / 3						
10	BRAZ Carolina														
14	BARROS Jessica														
Totals		42	21	29	72	0 / 2		2 / 3	17 / 22	1 / 1	1 / 1				

No.	Goalkeeper	Total			Saves / Shots						
		Saves	Shots	%	1-Pt All	1-Pt Spin	Spin	Inflight	Specialist	Goalkeeper	P6m
7	FRAZAO Ingrid	7	17	41	1 / 1		3 / 8	2 / 6	1 / 1		0 / 1
Totals		9	21	43	1 / 2		4 / 9	3 / 7	1 / 2		0 / 1

Team Comparison

	1st Period				2nd Period			
	Poland		Brazil		Poland		Brazil	
	Goals/Shots	Eff %	Goals/Shots	Eff %	Goals/Shots	Eff %	Goals/Shots	Eff %
Inflight	2 / 3	67	11 / 12	92	2 / 6	33	6 / 10	60
Spin Shots	2 / 5	40			3 / 5	60	2 / 3	67
Specialist Shots	1 / 1	100	1 / 1	100	0 / 2	0		
1-Point Shots	1 / 2	50	0 / 2	0				
Goalkeeper Shots							1 / 1	100
6-meter Shots					1 / 1	100		
1-Point Spin Shots								

Timing and Results provided by  TISSOT



Match No.: 9 Court 1

Results

Poland 0 vs 2 Brazil

REFEREES:

1st Period: 11 - 24

2nd Period: 12 - 18

POL - Poland

No.	Name	Technical skills						TO
		Ass	ST	BS	R6	P6		
2	BARTKOWIAK Sylwia						1	
3	NOWICKA Ewa	1					1	
4	SOWA Paulina						2	
6	MAZUREK Paula						3	
8	ZAKOWSKA Lidia						1	
9	SLEZAK Alicia							
12	SLOTA Magdalena							
13	LAKOMY Weronika							
18	MASLOWSKA Katarzyna							
48	KRUPA Natalia							
Team								
Totals		1					8	

Running Score

POL - BRA

1st Period

0 : 2 SENA N.

0 : 4 SOUZA C.

MAZUREK P. 2 : 4

2 : 6 SANTIAGO R.

2 : 8 SANTIAGO R.

2 : 10 SENA N.

NOWICKA E. 3 : 10

NOWICKA E. 5 : 10

5 : 12 SANTIAGO R.

5 : 14 SANTIAGO R.

NOWICKA E. 7 : 14

7 : 16 SENA N.

NOWICKA E. 9 : 16

9 : 18 PIRES C.

NOWICKA E. 11 : 18

11 : 20 PIRES C.

11 : 22 ALENCAR M.

11 : 24 SANTIAGO R.

BRA - Brazil

No.	Name	Technical skills						TO
		Ass	ST	BS	R6	P6		
2	SENA Nathalie	1						
3	SOUZA Camila						1	
4	ALENCAR Millena	1						
5	SCHEPPA Patricia	1					1	
6	SANTIAGO Renata	2					1	
7	FRAZAO Ingrid							
8	OLIVEIRA Juliana							
9	PIRES Cinthya	1					1	
10	BRAZ Carolina			1				
14	BARROS Jessica							
Team								
Totals		6		1			4	

2nd Period

0 : 2 SENA N.

BARTKOWIAK S. 2 : 2

2 : 4 SENA N.

2 : 6 SANTIAGO R.

NOWICKA E. 4 : 6

4 : 8 ALENCAR M.

NOWICKA E. 6 : 8

NOWICKA E. 8 : 8

NOWICKA E. 10 : 8

10 : 10 SANTIAGO R.

10 : 12 FRAZAO I.

10 : 14 ALENCAR M.

SLEZAK A. 12 : 14

12 : 16 PIRES C.

12 : 18 ALENCAR M.

LEGEND							
1-Pt	1-Point-Shots	1-Pt Spin	1-Point-Spinshots	—	Struck out Players did not play	%	Efficiency
Ass	Assists	BS	Blocked Shots	DQ	Disqualifications	GK	Goalkeeper
Ind	Individual	No	Shirt Number	P6	Penalty Fouls	P6m	6m Penalty Shots
R6	Received 6m-Fouls	RC	Red Cards	Spec	Specialist	ST	Steals
SUS	Suspension	Spin	Spinshots	TO	Turnover		

Timing and Results provided by TISSOT



Match No.: 10 Court 2

Results

Australia 2 vs 0 Chinese Taipei

REFEREES:

1st Period: 15 - 13

2nd Period: 16 - 15

AUS - Australia

Headcoach: MENSING Boris

Team time outs: 1

No.	Name	Total				Goals / Shots							Punishments		
		Points	Goals	Shots	%	1-Pt All	1-Pt Spin	Spin	Inflight	Specialist	Goalkeeper	P6m	SUS	RC	DQ
2	BIEHLER Birte	2	1	1	100					1 / 1					
6	DOS SANTOS Daniela	9	5	8	63	1 / 1	1 / 1	0 / 2	1 / 2			3 / 3			
7	MEDJED Ana	8	4	5	80			1 / 2	3 / 3						
9	CHARLES Melanie														
11	VIANA Aline														
13	VERNAY Manon		0	1	0						0 / 1				
14	MCAFEE Madeleine	4	2	4	50	0 / 1				2 / 3					
15	SMILJANIC Vanja	4	2	4	50			2 / 4							
16	BOYD Rosalie														
22	COOPER Heather	4	3	5	60	2 / 2		1 / 3							
Totals		31	17	28	61	3 / 4	1 / 1	4 / 11	4 / 5	3 / 4	0 / 1	3 / 3			

TPE - Chinese Taipei

Headcoach: CHU Chi-En

Team time outs: 1

No.	Name	Total				Goals / Shots							Punishments		
		Points	Goals	Shots	%	1-Pt All	1-Pt Spin	Spin	Inflight	Specialist	Goalkeeper	P6m	SUS	RC	DQ
1	LIN Sz-Yu														
3	CHIANG Chia-Yun	8	5	10	50	2 / 2	1 / 1	3 / 6	0 / 2						
4	YU Li-Chuan	6	3	4	75					3 / 4					
7	HSIEH Nien-En												1		
8	CHEN Szu-Yu	2	1	4	25					1 / 4					
9	TANG Rou-An	12	6	7	86			3 / 4				3 / 3			
11	CHANG Yu-Hui														
13	HUANG Chih-Shan														
15	CHEN Shu-Fen														
20	CHIEN Chen-Chen		0	3	0			0 / 2	0 / 1						
Totals		28	15	28	54	2 / 2	1 / 1	6 / 12	0 / 3	4 / 8		3 / 3	1		

No.	Goalkeeper	Total			Saves / Shots						
		Saves	Shots	%	1-Pt All	1-Pt Spin	Spin	Inflight	Specialist	Goalkeeper	P6m
1	LIN Sz-Yu	5	22	23	1 / 4	0 / 1	4 / 8	0 / 4	0 / 3		0 / 3
Totals		5	22	23	1 / 4	0 / 1	4 / 8	0 / 4	0 / 3		0 / 3

Team Comparison

	1st Period				2nd Period			
	Australia		Chinese Taipei		Australia		Chinese Taipei	
	Goals/Shots	Eff %	Goals/Shots	Eff %	Goals/Shots	Eff %	Goals/Shots	Eff %
Inflight	1 / 2	50	0 / 1	0	3 / 3	100	0 / 2	0
Spin Shots	3 / 7	43	3 / 9	33	1 / 4	25	3 / 3	100
Specialist Shots	1 / 2	50	1 / 3	33	2 / 2	100	3 / 5	60
1-Point Shots	1 / 1	100	1 / 1	100	2 / 3	67	1 / 1	100
Goalkeeper Shots					0 / 1	0		
6-meter Shots	2 / 2	100	2 / 2	100	1 / 1	100	1 / 1	100
1-Point Spin Shots	1 / 1	100	1 / 1	100				

Timing and Results provided by  TISSOT



Match No.: 10 Court 2

Results

Australia 2 vs 0 Chinese Taipei

REFEREES:

1st Period: 15 - 13

2nd Period: 16 - 15

AUS - Australia

No.	Name	Technical skills					
		Ass	ST	BS	R6	P6	TO
2	BIHLER Birte						
6	DOS SANTOS Daniela					2	
7	MEDJED Ana						
9	CHARLES Melanie						
11	VIANA Aline			1			
13	VERNAY Manon	1					
14	MCAFEE Madeleine	1					
15	SMILJANIC Vanja						1
16	BOYD Rosalie			3			
22	COOPER Heather						2
Team							
Totals		2		4		2	3

Running Score

AUS - TPE

1st Period

SMILJANIC V.	2 : 0	
	2 : 2	CHIANG C.
BIHLER B.	4 : 2	
	4 : 4	CHIANG C.
SMILJANIC V.	6 : 4	
DOS SANTOS D.	8 : 4	
DOS SANTOS D.	10 : 4	
	10 : 6	TANG R.
	10 : 8	YU L.
	10 : 9	CHIANG C.
COOPER H.	12 : 9	
DOS SANTOS D.	13 : 9	
	13 : 11	TANG R.
	13 : 13	TANG R.
DOS SANTOS D.	15 : 13	

2nd Period

MCAFEE M.	2 : 0	
	2 : 2	TANG R.
	2 : 3	CHIANG C.
	2 : 5	YU L.
	2 : 7	CHIANG C.
MEDJED A.	4 : 7	
COOPER H.	5 : 7	
MCAFEE M.	7 : 7	
DOS SANTOS D.	9 : 7	
MEDJED A.	11 : 7	
	11 : 9	YU L.
	11 : 11	TANG R.
MEDJED A.	13 : 11	
	13 : 13	TANG R.
MEDJED A.	15 : 13	
	15 : 15	CHEN S.
COOPER H.	16 : 15	

TPE - Chinese Taipei

No.	Name	Technical skills					
		Ass	ST	BS	R6	P6	TO
1	LIN Sz-Yu						
3	CHIANG Chia-Yun						
4	YU Li-Chuan						
7	HSIEH Nien-En					1	
8	CHEN Szu-Yu						1
9	TANG Rou-An						1
11	CHANG Yu-Hui					1	
13	HUANG Chih-Shan						
15	CHEN Shu-Fen		1				
20	CHIEN Chen-Chen	1					2
Team							
Totals		1	1			2	4

LEGEND

1-Pt	1-Point-Shots	1-Pt Spin	1-Point-Spinshots	—	Struck out Players did not play	%	Efficiency
Ass	Assists	BS	Blocked Shots	DQ	Disqualifications	GK	Goalkeeper
Ind	Individual	No	Shirt Number	P6	Penalty Fouls	P6m	6m Penalty Shots
R6	Received 6m-Fouls	RC	Red Cards	Spec	Specialist	ST	Steals
SUS	Suspension	Spin	Spinshots	TO	Turnover		

Timing and Results provided by TISSOT



Match No.: 11 Court 1

Results

Australia 2 vs 1 Poland

REFEREES:

Martinez Pablo (URU)
Monico Luis (URU)

1st Period: 10 - 13

2nd Period: 15 - 6

Shootout: 5 - 2

AUS - Australia

Headcoach: MENSING Boris

Team time outs: 2

No.	Name	Total				Goals / Shots						Punishments			
		Points	Goals	Shots	%	1-Pt All	1-Pt Spin	Spin	Inflight	Specialist	Goalkeeper	P6m	SUS	RC	DQ
2	BIEHLER Birte	6	3	3	100			1 / 1		2 / 2					
6	DOS SANTOS Daniela	6	3	7	43			2 / 3	1 / 3		0 / 1				
7	MEDJED Ana	4	2	6	33			2 / 4	0 / 2						
9	CHARLES Melanie														
11	VIANA Aline														
12	PLAYER LAura														
13	VERNAY Manon														
14	MCAFFEE Madeleine	4	2	3	67			1 / 1		1 / 2					
15	SMILJANIC Vanja	10	6	8	75	2 / 2	1 / 1	4 / 5	0 / 1						
16	BOYD Rosalie												1		
22	COOPER Heather		0	1	0			0 / 1							
Totals		30	16	28	57	2 / 2	1 / 1	10 / 15	1 / 6	3 / 4	0 / 1		1		

No.	Goalkeeper	Total			Saves / Shots							
		Saves	Shots	%	1-Pt All	1-Pt Spin	Spin	Inflight	Specialist	Goalkeeper	P6m	
2	BIEHLER Birte											
13	VERNAY Manon	7	18	39	0 / 1		3 / 9	3 / 3	1 / 2	0 / 1	0 / 2	
15	SMILJANIC Vanja											
Totals		7	18	39	0 / 1		3 / 9	3 / 3	1 / 2	0 / 1	0 / 2	

POL - Poland

Headcoach: KARPINSKI Marek

Team time outs: 1

No.	Name	Total				Goals / Shots						Punishments			
		Points	Goals	Shots	%	1-Pt All	1-Pt Spin	Spin	Inflight	Specialist	Goalkeeper	P6m	SUS	RC	DQ
2	BARTKOWIAK Sylwia	2	1	5	20			1 / 5							
3	NOWICKA Ewa	13	7	12	58	1 / 1		4 / 9				2 / 2			
4	SOWA Paulina	2	1	3	33			1 / 2	0 / 1						
6	MAZUREK Paula	2	1	4	25					1 / 4					
8	ZAKOWSKA Lidia		0	1	0				0 / 1						
9	SLEZAK Alicia		0	4	0			0 / 2	0 / 2						
12	SLOTA Magdalena														
13	LAKOMY Weronika		0	1	0			0 / 1							
18	MASLOWSKA Katarzyna														
48	KRUPA Natalia	2	1	1	100						1 / 1				
Totals		21	11	31	35	1 / 1		6 / 19	0 / 4	1 / 4	1 / 1	2 / 2			

No.	Goalkeeper	Total			Saves / Shots							
		Saves	Shots	%	1-Pt All	1-Pt Spin	Spin	Inflight	Specialist	Goalkeeper	P6m	
2	BARTKOWIAK Sylwia											
4	SOWA Paulina	0	1	0	0 / 1	0 / 1						
12	SLOTA Magdalena											
13	LAKOMY Weronika											
48	KRUPA Natalia	0	2	0			0 / 2					
Totals		5	21	24	0 / 2	0 / 1	1 / 11	3 / 4	1 / 4			



Match No.: 11 Court 1

Results

Team Comparison	1st Period				2nd Period			
	Australia		Poland		Australia		Poland	
	Goals/Shots	Eff %	Goals/Shots	Eff %	Goals/Shots	Eff %	Goals/Shots	Eff %
Inflight	1 / 3	33	0 / 1	0	0 / 3	0	0 / 3	0
Spin Shots	2 / 5	40	3 / 5	60	6 / 7	86	2 / 9	22
Specialist Shots	2 / 2	100	1 / 2	50	1 / 2	50	0 / 2	0
1-Point Shots			1 / 1	100	1 / 1	100		
Goalkeeper Shots			1 / 1	100				
6-meter Shots			1 / 1	100			1 / 1	100
1-Point Spin Shots								



Match No.: 11 Court 1

Results

Australia 2 vs 1 Poland

REFEREES:
Martinez Pablo (URU)
Monico Luis (URU)

1st Period: 10 - 13
2nd Period: 15 - 6
Shootout: 5 - 2

AUS - Australia

No.	Name	Technical skills					
		Ass	ST	BS	R6	P6	TO
2	BIEHLER Birte	1					1
6	DOS SANTOS Daniela						
7	MEDJED Ana	1					
9	CHARLES Melanie						
11	VIANA Aline			2			
12	PLAYER LAura						
13	VERNAY Manon						
14	MCAFEE Madeleine						4
15	SMILJANIC Vanja						2
16	BOYD Rosalie			1		2	
22	COOPER Heather						1
Team							
Totals		2		3		2	8

POL - Poland

No.	Name	Technical skills					
		Ass	ST	BS	R6	P6	TO
2	BARTKOWIAK Sylwia						2
3	NOWICKA Ewa		1				1
4	SOWA Paulina						1
6	MAZUREK Paula						
8	ZAKOWSKA Lidia						
9	SLEZAK Alicia						
12	SLOTA Magdalena						
13	LAKOMY Weronika			2			
18	MASLOWSKA Katarzyna						
48	KRUPA Natalia						1
Team							
Totals			1	2			5

Running Score

AUS - POL

1st Period

0 : 2	BARTKOWIAK S.
2 : 2	DOS SANTOS D.
2 : 4	MAZUREK P.
2 : 6	NOWICKA E.
4 : 6	SMILJANIC V.
6 : 6	SMILJANIC V.
8 : 6	MCAFEE M.
8 : 8	NOWICKA E.
10 : 8	BIEHLER B.
10 : 10	KRUPA N.
10 : 12	NOWICKA E.
10 : 13	NOWICKA E.

2nd Period

2 : 0	DOS SANTOS D.
2 : 2	NOWICKA E.
4 : 2	BIEHLER B.
4 : 4	NOWICKA E.
6 : 4	SMILJANIC V.
6 : 6	NOWICKA E.
8 : 6	SMILJANIC V.
10 : 6	DOS SANTOS D.
11 : 6	SMILJANIC V.
13 : 6	MEDJED A.
15 : 6	MEDJED A.

Shootout

0 : 2	SOWA P.
2 : 2	MCAFEE M.
3 : 2	SMILJANIC V.
5 : 2	BIEHLER B.

LEGEND

1-Pt	1-Point-Shots	1-Pt Spin	1-Point-Spinshots	—	Struck out Players did not play	%	Efficiency
Ass	Assists	BS	Blocked Shots	DQ	Disqualifications	GK	Goalkeeper
Ind	Individual	No	Shirt Number	P6	Penalty Fouls	P6m	6m Penalty Shots
R6	Received 6m-Fouls	RC	Red Cards	Spec	Specialist	ST	Steals
SUS	Suspension	Spin	Spinshots	TO	Turnover		

Timing and Results provided by  TISSOT



Match No.: 12 Court 2

Results

Brazil 2 vs 0 Chinese Taipei

REFEREES:

Palkovits David (HUN)

Szilvasi Gabor Gyorgy (HUN)

1st Period: 23 - 8

2nd Period: 26 - 11

BRA - Brazil

Headcoach:

No.	Name	Total				Goals / Shots							Punishments		
		Points	Goals	Shots	%	1-Pt All	1-Pt Spin	Spin	Inflight	Specialist	Goalkeeper	P6m	SUS	RC	DQ
2	SENA Nathalie	9	5	6	83	1 / 1		1 / 1	3 / 4				1		
3	SOUZA Camila	6	3	3	100					3 / 3					
4	ALENCAR Millena	6	3	4	75				3 / 4						
5	SCHEPPA Patricia	4	2	5	40			1 / 3	1 / 2						
6	SANTIAGO Renata	18	9	9	100				9 / 9						
7	FRAZAO Ingrid	2	1	1	100						1 / 1				
8	OLIVEIRA Juliana														
9	PIRES Cinthya	2	1	1	100				1 / 1						
10	BRAZ Carolina		0	1	0				0 / 1						
14	BARROS Jessica														
Totals		49	25	31	81	1 / 1		2 / 4	18 / 22	3 / 3	1 / 1		1		

No.	Goalkeeper	Total			Saves / Shots						
		Saves	Shots	%	1-Pt All	1-Pt Spin	Spin	Inflight	Specialist	Goalkeeper	P6m
7	FRAZAO Ingrid	9	20	45	0 / 3	0 / 3	2 / 5	5 / 9	1 / 2	1 / 1	
Totals		9	20	45	0 / 3	0 / 3	2 / 5	5 / 9	1 / 2	1 / 1	

TPE - Chinese Taipei

Headcoach: CHU Chi-En

Team time outs: 1

No.	Name	Total				Goals / Shots							Punishments		
		Points	Goals	Shots	%	1-Pt All	1-Pt Spin	Spin	Inflight	Specialist	Goalkeeper	P6m	SUS	RC	DQ
1	LIN Sz-Yu		0	1	0						0 / 1				
3	CHIANG Chia-Yun	3	2	8	25	1 / 1	1 / 1	0 / 3	1 / 4						
4	YU Li-Chuan														
7	HSIEH Nien-En														
8	CHEN Szu-Yu	2	1	2	50					1 / 2					
9	TANG Rou-An	9	5	7	71	1 / 1	1 / 1	1 / 2	3 / 4						
11	CHANG Yu-Hui														
13	HUANG Chih-Shan														
15	CHEN Shu-Fen														
20	CHIEN Chen-Chen	5	3	6	50	1 / 1	1 / 1	2 / 4	0 / 1						
Totals		19	11	24	46	3 / 3	3 / 3	3 / 9	4 / 9	1 / 2	0 / 1				

No.	Goalkeeper	Total			Saves / Shots						
		Saves	Shots	%	1-Pt All	1-Pt Spin	Spin	Inflight	Specialist	Goalkeeper	P6m
1	LIN Sz-Yu	4	29	14	0 / 1		2 / 4	2 / 20	0 / 3	0 / 1	
Totals		4	29	14	0 / 1		2 / 4	2 / 20	0 / 3	0 / 1	

Team Comparison

	1st Period				2nd Period			
	Brazil		Chinese Taipei		Brazil		Chinese Taipei	
	Goals/Shots	Eff %	Goals/Shots	Eff %	Goals/Shots	Eff %	Goals/Shots	Eff %
Inflight	9 / 12	75	2 / 6	33	9 / 10	90	2 / 3	67
Spin Shots	1 / 1	100	0 / 4	0	1 / 3	33	3 / 5	60
Specialist Shots			1 / 2	50	3 / 3	100		
1-Point Shots	1 / 1	100	2 / 2	100			1 / 1	100
Goalkeeper Shots	1 / 1	100					0 / 1	0
6-meter Shots								
1-Point Spin Shots			2 / 2	100			1 / 1	100

Timing and Results provided by TISSOT



Match No.: 12 Court 2

Results

Brazil 2 vs 0 Chinese Taipei

REFEREES:

Palkovits David (HUN)
Szilvasi Gabor Gyorgy (HUN)

1st Period: 23 - 8
2nd Period: 26 - 11

BRA - Brazil

No.	Name	Technical skills					
		Ass	ST	BS	R6	P6	TO
2	SENA Nathalie		1				
3	SOUZA Camila						
4	ALENCAR Millena	2					2
5	SCHEPPA Patricia		3	2			
6	SANTIAGO Renata						
7	FRAZAO Ingrid						
8	OLIVEIRA Juliana	2					2
9	PIRES Cinthya	2	2				2
10	BRAZ Carolina			1			1
14	BARROS Jessica		2				
Team							1
Totals		6	8	3			8

TPE - Chinese Taipei

No.	Name	Technical skills					
		Ass	ST	BS	R6	P6	TO
1	LIN Sz-Yu						
3	CHIANG Chia-Yun	1					1
4	YU Li-Chuan						3
7	HSIEH Nien-En						
8	CHEN Szu-Yu						4
9	TANG Rou-An						
11	CHANG Yu-Hui		1				
13	HUANG Chih-Shan						
15	CHEN Shu-Fen						
20	CHIEN Chen-Chen	2					5
Team							
Totals		3	1				13

Running Score

BRA - TPE

1st Period
 SANTIAGO R. 2 : 0
 FRAZAO I. 4 : 0
 SENA N. 5 : 0
 SENA N. 7 : 0
 SANTIAGO R. 9 : 0
 9 : 1 CHIEN C.
 SANTIAGO R. 11 : 1
 SANTIAGO R. 13 : 1
 SENA N. 15 : 1
 15 : 3 CHEN S.
 ALENCAR M. 17 : 3
 SANTIAGO R. 19 : 3
 19 : 4 TANG R.
 SENA N. 21 : 4
 21 : 6 TANG R.
 ALENCAR M. 23 : 6
 23 : 8 TANG R.

2nd Period
 SANTIAGO R. 2 : 0
 2 : 2 CHIANG C.
 SANTIAGO R. 4 : 2
 SANTIAGO R. 6 : 2
 SOUZA C. 8 : 2
 8 : 3 CHIANG C.
 8 : 5 CHIEN C.
 SANTIAGO R. 10 : 5
 SCHEPPA P. 12 : 5
 12 : 7 TANG R.
 SOUZA C. 14 : 7
 ALENCAR M. 16 : 7
 16 : 9 TANG R.
 SENA N. 18 : 9
 18 : 11 CHIEN C.
 20 : 11
 SCHEPPA P. 22 : 11
 SOUZA C. 24 : 11
 PIRES C. 26 : 11

LEGEND							
1-Pt	1-Point-Shots	1-Pt Spin	1-Point-Spinshots	—	Struck out Players did not play	%	Efficiency
Ass	Assists	BS	Blocked Shots	DQ	Disqualifications	GK	Goalkeeper
Ind	Individual	No	Shirt Number	P6	Penalty Fouls	P6m	6m Penalty Shots
R6	Received 6m-Fouls	RC	Red Cards	Spec	Specialist	ST	Steals
SUS	Suspension	Spin	Spinshots	TO	Turnover		

Timing and Results provided by  TISSOT