



THE WORLD GAMES
WROCLAW 2017



Results Book

T+TISSOT

RESULTS BOOK

TABLE OF CONTENT

	10th The World Games	1
1	Table of Contents	2
2	Acrobatic Gymnastics	4
3	Aerobic Gymnastics	35
4	Air Sports	74
5	American Football	114
6	Archery	133
7	Beach Handball	279
8	Billiard Sports	411
9	Boules Sports	497
10	Bowling	611
11	Canoe Polo	749
12	DanceSport	828
13	Fin Swimming	900
14	Fistball	948
15	Floorball	981
16	Flying Disc	1008
17	Indoor Rowing	1030
18	Ju-Jitsu	1053
19	Karate	1154
20	Kickboxing	1380
21	Korfball	1430
22	Lacrosse	1468
23	Life Saving	1490
24	Muaythai	1569
25	Orienteering	1616
26	Powerlifting	1677
27	Rhythmic Gymnastics	1705





28	Roller Hockey	1725
29	Roller Skating - Artistic	1762
30	Speed Skating Road	1783
31	Speed Skating Track	1833
32	Speedway	1905
33	Sport Climbing	1920
34	Squash	1964
35	Sumo	2044
36	Trampoline Gymnastics	2100
37	Tug of War	2129
38	Water Skiing	2208



RESULTS BOOK



Acrobatic Gymnastics



THE WORLD GAMES
WROCLAW 2017

T+TISSOT
SWISS WATCHES SINCE 1853

RESULTS BOOK

TABLE OF CONTENT

2	Acrobatic Gymnastics	3
2.1	Table of Contents	4
2.2	Medallists by Event	7
2.3	Medal Standings	9
2.4	Men's Pairs All-Around	10
2.4.1	Final	11
2.4.1.1	Medallists	11
2.4.1.2	Final Exercise	12
2.4.1.2.1	Start List	12
2.4.1.2.2	Results	13
2.4.2	Qualification	14
2.4.2.1	Results	14
2.5	Men's Groups All-Around	15
2.5.1	Final	16
2.5.1.1	Medallists	16
2.5.1.2	Final Exercise	17
2.5.1.2.1	Start List	17
2.5.1.2.2	Results	18
2.5.2	Qualification	19
2.5.2.1	Results	19
2.6	Women's Pairs All-Around	20
2.6.1	Final	21
2.6.1.1	Medallists	21
2.6.1.2	Final Exercise	22
2.6.1.2.1	Start List	22
2.6.1.2.2	Results	23
2.6.2	Qualification	24
2.6.2.1	Results	24





2.7	Women's Groups All-Around	25
2.7.1	Final	26
2.7.1.1	Medallists	26
2.7.1.2	Final Exercise	27
2.7.1.2.1	Start List	27
2.7.1.2.2	Results	28
2.7.2	Qualification	29
2.7.2.1	Results	29
2.8	Mixed Pairs All-Around	30
2.8.1	Final	31
2.8.1.1	Medallists	31
2.8.1.2	Final Exercise	32
2.8.1.2.1	Start List	32
2.8.1.2.2	Results	33
2.8.2	Qualification	34
2.8.2.1	Results	34





Medallists by Event

As of 26 JUL 2017

AFTER 5 OF 5 EVENTS

Event	Date	Medal	Name	NOC Code
Women's Pair Final	MON 24 JUL	GOLD	GURYEVA Daria KALININA Daria	RUS
		SILVER	VANDEN BERGHE Lore LAMMERTYN Noémie	BEL
		BRONZE	HABELOK Veronika NAZIMOVA Iryna	UKR
Mixed Pair Final	MON 24 JUL	GOLD	CHERNOVA Marina PATARAIA Georgii	RUS
		SILVER	MELNIK Volha BELIAKOU Artur	BLR
		BRONZE	WALKER Lewis WILLIAMS Katherine	GBR
Women's Group Final	TUE 25 JUL	GOLD	CHEBULANKA Daria PLASTININA Polina ZAGOSKINA Kseniia	RUS
		SILVER	IVONCHYK Julia NABOKINA Veranika SANDOVICH Karina	BLR
		BRONZE	HAIGH Isabel HANCOCK Emily BOARDMAN Ilisha	GBR
Men's Pair Final	TUE 25 JUL	GOLD	SEBASTIAN Tim KRAFT Michail	GER
		SILVER	MISHEV Igor SUPRUNOV Nikolay	RUS
		BRONZE	GOFFAUX Kilian CASSE Robin	BEL



Medallists by Event

As of 26 JUL 2017

AFTER 5 OF 5 EVENTS

Event	Date	Medal	Name	NOC Code
Men's Group Final	WED 26 JUL	GOLD	SAWENKO Conor TATE Charlie UPCOTT Adam WATTS Lewis	GBR
		SILVER	LI Zheng RUI liuming ZHANG Teng ZHOU Jiahuai	CHN
		BRONZE	DANA Lidar KALFA Yannay SACH Efi Efraim URALEVITCH Daniel	ISR




Medals Standing

As of 26 JUL 2017

AFTER 5 OF 5 EVENTS

Rank	NOC	Men				Women				Mixed				Total				Rank by Total	
		G	S	B	Tot	G	S	B	Tot	G	S	B	Tot	G	S	B	Tot		
1	RUS - Russian Federation		1		1	2			2	1			1	3	1			4	1
2	GBR - Great Britain	1			1			1	1			1	1	1		2		3	2
3	GER - Germany	1			1									1			1	=5	
4	BLR - Belarus						1		1		1		1		2		2	=3	
5	BEL - Belgium			1	1		1		1						1	1	2	=3	
6	CHN - People's Republic of China		1		1										1		1	=5	
7	ISR - Israel			1	1											1	1	=5	
7	UKR - Ukraine							1	1							1	1	=5	
Total		2	2	2	6	2	2	2	6	1	1	1	3	5	5	5	15		

Legend		B	G	S
=	Equal sign indicates that two or more NOCs share the same rank by total	Bronze	Gold	Silver
Tot	Total			

Timing and Results provided by 

RESULTS BOOK



Acrobatic Gymnastics Men's Pairs All-Around



THE WORLD GAMES
WROCLAW 2017

T+TISSOT
SWISS WATCHES SINCE 1853



Medallists

Medal	NOC	Names
GOLD	GER - Germany	SEBASTIAN Tim KRAFT Michail
SILVER	RUS - Russian Federation	MISHEV Igor SUPRUNOV Nikolay
BRONZE	BEL - Belgium	GOFFAUX Kilian CASSE Robin



Start List


Start Order	NOC	NOC Code	Composition
1	People's Republic of China	CHN	LI An XIANG Lingzhi
2	Belgium	BEL	GOFFAUX Kilian CASSE Robin
3	Germany	GER	SEBASTIAN Tim KRAFT Michail
4	Russian Federation	RUS	MISHEV Igor SUPRUNOV Nikolay
Reserves			
R1	Great Britain	GBR	HILL Michael PHELAN Jake



Results

Rank	NOC	NOC Code	D Score	A Score	E Score	Pen	Total
1	Germany	GER	2.010	9.100	18.200	0.00	29.310
2	Russian Federation	RUS	2.340	8.950	17.800	0.00	29.090
3	Belgium	BEL	2.050	9.100	17.400	0.00	28.550
4	People's Republic of China	CHN	2.500	8.550	17.300	0.00	28.350

Legend				
D	Difficulty	A	Artistic	E Execution
				Pen Penalty

Timing and Results provided by 




Results

Rank	NOC	NOC Code	Exercise	D Score	A Score	E Score	Pen	Exercise Score	Rank	Total
1	Belgium	BEL	Balance	1.920	9.100	17.800	0.00	28.820	(2)	56.740 Q
			Dynamic	1.620	9.200	17.100	0.00	27.920	(1)	
2	Germany	GER	Balance	1.870	9.100	18.000	0.00	28.970	(1)	56.660 Q
			Dynamic	1.490	9.000	17.200	0.00	27.690	(3)	
3	Russian Federation	RUS	Balance	2.040	8.850	17.600	0.00	28.490	(3)	56.310 Q
			Dynamic	1.570	8.950	17.300	0.00	27.820	(2)	
4	People's Republic of China	CHN	Balance	2.250	8.650	17.100	0.00	28.000	(4)	55.500 Q
			Dynamic	1.900	8.650	16.950	0.00	27.500	(4)	
5	Great Britain	GBR	Balance	1.540	8.600	17.500	0.00	27.640	(5)	55.030 R
			Dynamic	1.190	8.500	17.700	0.00	27.390	(5)	
6	Israel	ISR	Balance	1.940	8.450	16.600	0.00	26.990	(6)	54.175
			Dynamic	1.460	8.725	17.000	0.00	27.185	(6)	

Legend

D Difficulty **A** Artistic **E** Execution **Pen** Penalty

Timing and Results provided by  **TISSOT**

RESULTS BOOK



Acrobatic Gymnastics Men's Groups All-Around



THE WORLD GAMES
WROCLAW 2017

T+TISSOT
SWISS WATCHES SINCE 1853



Medallists

Medal	NOC	Names
GOLD	GBR - Great Britain	SAWENKO Conor TATE Charlie UPCOTT Adam WATTS Lewis
SILVER	CHN - People's Republic of China	LI Zheng RUI liuming ZHANG Teng ZHOU Jiahuai
BRONZE	ISR - Israel	DANA Lidar KALFA Yannay SACH Efi Efraim URALEVITCH Daniel



Start List


Start Order	NOC	NOC Code	Composition
1	People's Republic of China	CHN	LI Zheng RUI liuming ZHANG Teng ZHOU Jiahuai
2	Russian Federation	RUS	GRECHUKHIN Victor KUDRIASHOV German PCHELNIKOV Aleksandr SHKVAROK Andrei
3	Great Britain	GBR	SAWENKO Conor TATE Charlie UPCOTT Adam WATTS Lewis
4	Israel	ISR	DANA Lidar KALFA Yannay SACH Efi Efraim URALEVITCH Daniel
Reserves			
R1	Ukraine	UKR	KUKURUDZ Stanislav KUKURUDZ Vladyslav PUSH Yurii YARUSH Taras



Results

Rank	NOC	NOC Code	D Score	A Score	E Score	Pen	Total
1	Great Britain	GBR	3.300	9.250	17.900	0.00	30.450
2	People's Republic of China	CHN	3.920	8.900	17.400	0.00	30.220
3	Israel	ISR	2.950	9.100	16.000	0.00	28.050
4	Russian Federation	RUS	2.970	8.400	15.300	0.90	25.770

Legend	D	Difficulty	A	Artistic	E	Execution	Pen	Penalty
--------	---	------------	---	----------	---	-----------	-----	---------


Timing and Results provided by 



Results

Rank	NOC	NOC Code	Exercise	D Score	A Score	E Score	Pen	Exercise Score	Rank	Total
1	Great Britain	GBR	Balance	2.400	9.200	17.900	0.00	29.500	(2)	59.050 Q
			Dynamic	2.400	9.150	18.000	0.00	29.550	(1)	
2	Israel	ISR	Balance	2.130	9.150	17.800	0.00	29.080	(3)	58.140 Q
			Dynamic	1.910	9.350	17.800	0.00	29.060	(2)	
3	People's Republic of China	CHN	Balance	3.480	9.050	17.250	0.00	29.780	(1)	56.465 Q
			Dynamic	2.410	8.675	15.600	0.00	26.685	(5)	
4	Russian Federation	RUS	Balance	1.710	8.475	15.300	0.90	24.585	(6)	52.925 Q
			Dynamic	1.990	8.750	17.600	0.00	28.340	(3)	
5	Ukraine	UKR	Balance	1.540	8.550	15.400	0.90	24.590	(5)	52.330 R
			Dynamic	1.890	8.750	17.100	0.00	27.740	(4)	
6	Australia	AUS	Balance	0.730	8.200	16.600	0.00	25.530	(4)	51.630
			Dynamic	1.500	8.100	16.500	0.00	26.100	(6)	

Legend	D	Difficulty	A	Artistic	E	Execution	Pen	Penalty
--------	---	------------	---	----------	---	-----------	-----	---------

Timing and Results provided by  **TISSOT**

RESULTS BOOK



Acrobatic Gymnastics Women's Pairs All-Around



THE WORLD GAMES
WROCLAW 2017

T+TISSOT
SWISS WATCHES SINCE 1853



Medallists

Medal	NOC	Names
GOLD	RUS - Russian Federation	GURYEVA Daria KALININA Daria
SILVER	BEL - Belgium	VANDEN BERGHE Lore LAMMERTYN Noémie
BRONZE	UKR - Ukraine	HABELOK Veronika NAZIMOVA Iryna



Start List

Start Order	NOC	NOC Code	Composition
1	United States of America	USA	DAVIS Emily ROSILIER Aubrey
2	Russian Federation	RUS	GURYEVA Daria KALININA Daria
3	Belgium	BEL	VANDEN BERGHE Lore LAMMERTYN Noémie
4	Ukraine	UKR	HABELOK Veronika NAZIMOVA Iryna
Reserves			
R1	People's Republic of China	CHN	MENG Jie WU Shiheng




Results

REVISED
24 JUL 21:54

Rank	NOC	NOC Code	D Score	A Score	E Score	Pen	Total
1	Russian Federation	RUS	2.270	9.200	18.400	0.00	29.870
2	Belgium	BEL	2.060	9.150	17.300	0.00	28.510
3	Ukraine	UKR	1.580	8.650	17.700	0.00	27.930
4	United States of America	USA	1.610	8.350	14.800	0.90	23.860

Legend	D	Difficulty	A	Artistic	E	Execution	Pen	Penalty
--------	---	------------	---	----------	---	-----------	-----	---------


Timing and Results provided by 



Results

Rank	NOC	NOC Code	Exercise	D Score	A Score	E Score	Pen	Exercise		Total
								Score	Rank	
1	Russian Federation	RUS	Balance	2.250	9.000	18.500	0.00	29.750	(1)	58.900 Q
			Dynamic	1.650	9.100	18.400	0.00	29.150	(1)	
2	Belgium	BEL	Balance	2.050	9.300	18.200	0.00	29.550	(2)	57.630 Q
			Dynamic	1.380	9.100	17.600	0.00	28.080	(2)	
3	United States of America	USA	Balance	1.490	8.700	17.400	0.00	27.590	(3)	54.350 Q
			Dynamic	1.110	8.650	17.000	0.00	26.760	(5)	
4	Ukraine	UKR	Balance	1.710	8.400	16.600	0.60	26.110	(4)	53.360 Q
			Dynamic	1.050	8.700	17.500	0.00	27.250	(3)	
5	People's Republic of China	CHN	Balance	1.750	8.250	16.150	0.30	25.850	(5)	52.670 R
			Dynamic	1.520	8.300	17.000	0.00	26.820	(4)	
6	Netherlands	NED	Balance	1.050	8.200	16.000	0.60	24.650	(6)	50.480
			Dynamic	1.030	8.200	16.600	0.00	25.830	(6)	

Legend		A Artistic		E Execution		Pen Penalty	
D	Difficulty						

Timing and Results provided by  **TISSOT**

RESULTS BOOK



Acrobatic Gymnastics Women's Groups All-Around



THE WORLD GAMES
WROCLAW 2017

T+TISSOT
SWISS WATCHES SINCE 1853



Medallists

Medal	NOC	Names
GOLD	RUS - Russian Federation	CHEBULANKA Daria PLASTININA Polina ZAGOSKINA Kseniia
SILVER	BLR - Belarus	IVONCHYK JULIA NABOKINA Veranika SANDOVICH Karina
BRONZE	GBR - Great Britain	HAIGH Isabel HANCOCK Emily BOARDMAN Ilisha



Start List


Start Order	NOC	NOC Code	Composition
1	Belarus	BLR	IVONCHYK JULIA NABOKINA Veranika SANDOVICH Karina
2	United States of America	USA	GRUSZKA Sophie SWEENEY Morgan WATERSON Amanda
3	Great Britain	GBR	HAIGH Isabel HANCOCK Emily BOARDMAN Ilisha
4	Russian Federation	RUS	CHEBULANKA Daria PLASTININA Polina ZAGOSKINA Kseniia
Reserves			
R1	Germany	GER	HANNEMANN Anna HEINOWSKI Alina KUNZ Annalena



Results

Rank	NOC	NOC Code	D Score	A Score	E Score	Pen	Total
1	Russian Federation	RUS	2.490	9.050	17.900	0.00	29.440
2	Belarus	BLR	1.990	9.050	18.000	0.00	29.040
3	Great Britain	GBR	2.110	8.825	17.300	0.00	28.235
4	United States of America	USA	1.820	8.900	17.200	0.00	27.920

Legend	D	Difficulty	A	Artistic	E	Execution	Pen	Penalty
--------	---	------------	---	----------	---	-----------	-----	---------


Timing and Results provided by 



Results

Rank	NOC	NOC Code	Exercise	D Score	A Score	E Score	Pen	Exercise Score	Rank	Total
1	Belarus	BLR	Balance	1.960	8.925	18.400	0.00	29.285	(1)	57.895 Q
			Dynamic	1.460	9.150	18.000	0.00	28.610	(1)	
2	Russian Federation	RUS	Balance	2.040	8.800	18.000	0.00	28.840	(2)	57.380 Q
			Dynamic	1.790	9.050	17.700	0.00	28.540	(2)	
3	Great Britain	GBR	Balance	1.970	8.550	17.100	0.60	27.020	(3)	55.030 Q
			Dynamic	1.910	8.700	17.400	0.00	28.010	(3)	
4	United States of America	USA	Balance	1.940	8.500	16.200	0.30	26.340	(5)	54.210 Q
			Dynamic	1.270	8.900	17.700	0.00	27.870	(4)	
5	Germany	GER	Balance	1.330	8.300	16.800	0.00	26.430	(4)	51.930 R
			Dynamic	0.850	8.350	16.600	0.30	25.500	(5)	
6	People's Republic of China	CHN	Balance	1.980	8.150	16.000	0.60	25.530	(6)	50.270
			Dynamic	1.240	8.500	15.000	0.00	24.740	(6)	

Legend	D	Difficulty	A	Artistic	E	Execution	Pen	Penalty
--------	---	------------	---	----------	---	-----------	-----	---------

Timing and Results provided by  **TISSOT**

RESULTS BOOK



Acrobatic Gymnastics Mixed Pairs All-Around



THE WORLD GAMES
WROCLAW 2017

T+TISSOT
SWISS WATCHES SINCE 1853



Medallists

Medal	NOC	Names
GOLD	RUS - Russian Federation	CHERNOVA Marina PATARAIA Georgii
SILVER	BLR - Belarus	MELNIK Volha BELIAKOU Artur
BRONZE	GBR - Great Britain	WALKER Lewis WILLIAMS Katherine



Start List

Start Order	NOC	NOC Code	Composition
1	Portugal	POR	MARTINS João DIAS Carolina
2	Great Britain	GBR	WALKER Lewis WILLIAMS Katherine
3	Russian Federation	RUS	CHERNOVA Marina PATARAIA Georgii
4	Belarus	BLR	MELNIK Volha BELIAKOU Artur
Reserves			
R1	United States of America	USA	OSBORNE Axel WILLIAMS Tiffani




Results

REVISED
24 JUL 21:54

Rank	NOC	NOC Code	D Score	A Score	E Score	Pen	Total
1	Russian Federation	RUS	3.290	9.175	18.400	0.00	30.865
2	Belarus	BLR	2.510	8.850	17.900	0.00	29.260
3	Great Britain	GBR	2.710	8.950	17.150	0.00	28.810
4	Portugal	POR	3.050	8.750	16.900	0.00	28.700

Legend	D	Difficulty	A	Artistic	E	Execution	Pen	Penalty
--------	---	------------	---	----------	---	-----------	-----	---------


Timing and Results provided by 



Results

Rank	NOC	NOC Code	Exercise	D Score	A Score	E Score	Pen	Exercise Score	Rank	Total
1	Russian Federation	RUS	Balance	3.240	9.200	18.200	0.00	30.640	(1)	60.330 Q
			Dynamic	3.090	8.900	17.700	0.00	29.690	(1)	
2	Portugal	POR	Balance	2.480	8.750	17.200	0.00	28.430	(3)	56.990 Q
			Dynamic	2.410	8.750	17.400	0.00	28.560	(2)	
3	Belarus	BLR	Balance	2.210	8.950	17.600	0.00	28.760	(2)	56.730 Q
			Dynamic	1.570	8.800	17.600	0.00	27.970	(3)	
4	Great Britain	GBR	Balance	2.370	8.800	17.000	0.00	28.170	(4)	55.350 Q
			Dynamic	2.630	8.550	16.000	0.00	27.180	(4)	
5	United States of America	USA	Balance	2.180	8.850	17.000	0.00	28.030	(5)	52.600 R
			Dynamic	1.470	8.400	14.700	0.00	24.570	(6)	
6	Poland	POL	Balance	1.170	8.100	14.700	1.50	22.470	(6)	48.490
			Dynamic	1.420	8.300	16.300	0.00	26.020	(5)	

Legend	D	Difficulty	A	Artistic	E	Execution	Pen	Penalty
--------	---	------------	---	----------	---	-----------	-----	---------

Timing and Results provided by  **TISSOT**

RESULTS BOOK



Aerobic Gymnastics



THE WORLD GAMES
WROCLAW 2017

T+TISSOT
SWISS WATCHES SINCE 1853

RESULTS BOOK

TABLE OF CONTENT

3	Aerobic Gymnastics	34
3.1	Table of Contents	35
3.2	Medallists by Event	38
3.3	Medal Standings	41
3.4	Open Event Step	42
3.4.1	Medallists	43
3.4.2	Final	44
3.4.2.1	Start List	44
3.4.2.2	Results	45
3.4.3	Qualification	46
3.4.3.1	Start List	46
3.4.3.2	Results	48
3.5	Open Event Dance	49
3.5.1	Medallists	50
3.5.2	Final	51
3.5.2.1	Start List	51
3.5.2.2	Results	52
3.5.3	Qualification	53
3.5.3.1	Start List	53
3.5.3.2	Results	55
3.6	Open Event Trio	56
3.6.1	Medallists	57
3.6.2	Final	58
3.6.2.1	Start List	58
3.6.2.2	Results	59
3.6.3	Qualification	60
3.6.3.1	Start List	60
3.6.3.2	Results	61





3.7	Open Event Group	62
3.7.1	Medallists	63
3.7.2	Final	64
3.7.2.1	Start List	64
3.7.2.2	Results	65
3.7.3	Qualification	66
3.7.3.1	Start List	66
3.7.3.2	Results	67
3.8	Mixed Pair	68
3.8.1	Medallists	69
3.8.2	Final	70
3.8.2.1	Start List	70
3.8.2.2	Results	71
3.8.3	Qualification	72
3.8.3.1	Start List	72
3.8.3.2	Results	73





Medallists by Event

AFTER 5 OF 5 EVENTS

Event Name	Date	Medal	Name	NOC Code
Mixed Pair	21 Jul 2017	GOLD	MORENO Sara LLI Vicente	ESP
		SILVER	HEGYI Dóra BALI Dániel	HUN
		BRONZE	BOGATI Andreea BARNA Dacian Nicolae	ROU
Dance	21 Jul 2017	GOLD	HAN Jaehyun KIM Hanjin KIM Yuhwan KWON Taeyun LEE Jongu PARK Hyunmin RYU Jusun SONG Sungkyu	KOR
		SILVER	CHAIUN Danil DZHANA ZIAN Garsevan KULIKOV Kirill LOBAZNYUK Kirill SEMENOV Roman SHISHIGIN Anton SHURUPOV Denis ZHURAVLEV Aleksei	RUS
		BRONZE	BÖKÖNYI Klaudia DEÁK Anna HEGYI Dóra MAZÁCS Fanni SZALOKI Emese SZOLLOSI Panna FARKAS Balazs LOCSEI Zoltán	HUN



Medallists by Event

AFTER 5 OF 5 EVENTS

Event Name	Date	Medal	Name	NOC Code
Group	22 Jul 2017	GOLD	LI Qi PAN Lixi LI Lingxiao MA Dong WANG Ke	CHN
		SILVER	BOGATI Andreea BARNĂ Dacian Nicolae BOCSER Gabriel BROTEI Marian SAVULESCU Lucian Stefan	ROU
		BRONZE	HEGYI Dóra MAZÁCS Fanni SZOLLOSI Panna BALI Dániel FARKAS Balazs	HUN
Trio	22 Jul 2017	GOLD	KITAZUME Riri KANAI Takumi SAITO Mizuki	JPN
		SILVER	PAN Lixi LI Lingxiao MA Dong	CHN
		BRONZE	BUGALHO Florian DECKER-BREITEL Maxime JOURDAN Tom	FRA



Medallists by Event

AFTER 5 OF 5 EVENTS

Event Name	Date	Medal	Name	NOC Code
Step	22 Jul 2017	GOLD	DEGTIAREVA Anastasiia DOBRIAGINA Irina GVOZDETSKAIA Anastasiia KORNEVA Veronika PYKHTOVA Ekaterina ZIUBINA Anastasiia CHAIUN Danil GERMANOV Aleksei	RUS
		SILVER	FU Yao HUANG Chengkai LIU Yiluan ZHANG Huiwen YANG Qiaobo ZHAO Ming HUANG Zijing JIANG Shuai	CHN
		BRONZE	ETÉNYI Zsófia KORÖSI Kitti SZABÓ Júlia SZENES Boglárka SZILVAS Angela TÁSKAI Anita VARGA Dorottya ERDOSI Dániel	HUN



Medals Standing

As of SAT 22 JUL 2017

AFTER 5 OF 5 EVENTS

Rank	NOC	Total				Rank by Total
		G	S	B	Tot	
1	China	1	2		3	2
2	Russia	1	1		2	=3
3	Spain	1			1	=4
3	Japan	1			1	=4
3	Korea	1			1	=4
6	Hungary		1	3	4	1
7	Romania		1	1	2	=3
8	France			1	1	=4
	Total:	5	5	5	15	

RESULTS BOOK



Aerobic Gymnastics Open Event Step



THE WORLD GAMES
WROCLAW 2017

T+TISSOT
SWISS WATCHES SINCE 1853



Medallists

Medal	NOC	Names
GOLD	RUS - Russia	DEGTIAREVA Anastasiia DOBRIAGINA Irina GVOZDETSKAIA Anastasiia KORNEVA Veronika PYKHTOVA Ekaterina ZIUBINA Anastasiia CHAIUN Danil GERMANOV Aleksei
SILVER	CHN - China	FU Yao HUANG Chengkai LIU Yiluan ZHANG Huiwen YANG Qiaobo ZHAO Ming HUANG Zijing JIANG Shuai
BRONZE	HUN - Hungary	ETÉNYI Zsófia KORÖSI Kitti SZABÓ Júlia SZENES Boglárka SZILVAS Angela TÁSKAI Anita VARGA Dorottya ERDOSI Dániel



Start List

Start Order	NOC	NOC Code	Composition
1	Ukraine	UKR	CHERKEZ Kateryna GUTSALYUK Darya MOKHORT Oleksandra PLYUSHCH Oksana PODOPRYHORA Oleksandra SACHIK Kateryna SUBOTINA Daria VELYKODNA Kateryna
2	Russia	RUS	DEGTIAREVA Anastasiia DOBRIAGINA Irina GVOZDETSKAIA Anastasiia KORNEVA Veronika PYKHTOVA Ekaterina ZIUBINA Anastasiia CHAIUN Danil GERMANOV Aleksei
3	Hungary	HUN	ETÉNYI Zsófia KORÖSI Kitti SZABÓ Júlia SZENES Boglárka SZILVAS Angela TÁSKAI Anita VARGA Dorottya ERDOSI Dániel
4	China	CHN	FU Yao HUANG Chengkai LIU Yiluan ZHANG Huiwen YANG Qiaobo ZHAO Ming HUANG Zijing JIANG Shuai

Reserves

R1	Korea	KOR	CHOI Sanga LEE Eunbi PARK Yeon Sun RYU Minji HAN Jaehyun KIM Yuhwan LEE Jongu SONG Sungkyu
----	-------	-----	---




Results

Rank	Name	NOC Code	A	E	Deductions		Total
			Score	Score	Line	Pen.	
1	Russia	RUS	<u>9.400</u>	<u>9.200</u>			18.600
2	China	CHN	<u>9.300</u>	<u>9.250</u>			18.550
3	Hungary	HUN	<u>9.200</u>	<u>9.050</u>			18.250
4	Ukraine	UKR	<u>8.900</u>	<u>8.900</u>			17.800

Note:
Underlined indicate maximum deviation exceeded (take the average of all the judges panel)

Legend:

A Artistic **E** Execution **LI** Lift **Pen** Penalty

Timing and Results provided by  **TISSOT**



Start List

Start Order	NOC	NOC Code	Composition
1	Korea	KOR	CHOI Sanga LEE Eunbi PARK Yeon Sun RYU Minji HAN Jaehyun KIM Yuhwan LEE Jongu SONG Sungkyu
2	Mongolia	MGL	TURMUNKH Michidmaa AMGALANBAATAR Gantugs BATBAYAR Bayasgalan TUMENDEMBEREL Byambadorj ERDENECHAT Munkhnasan ERDENECHAT Bumbayar SAINBAYAR Ariunbold BATSUKH Khashtaish
3	Hungary	HUN	ETÉNYI Zsófia KORÖSI Kitti SZABÓ Júlia SZENES Boglárka SZILVAS Angela TÁSKAI Anita VARGA Dorottya ERDOSI Dániel
4	Ukraine	UKR	CHERKEZ Kateryna GUTSALYUK Darya MOKHORT Oleksandra PLYUSHCH Oksana PODOPRYHORA Oleksandra SACHIK Kateryna SUBOTINA Daria VELYKODNA Kateryna
5	Russia	RUS	DEGTIAREVA Anastasiia DOBRIAGINA Irina GVOZDETSKAIA Anastasiia KORNEVA Veronika PYKHTOVA Ekaterina ZIUBINA Anastasiia CHAIUN Danil GERMANOV Aleksei



Start List

Start Order	NOC	NOC Code	Composition
6	China	CHN	FU Yao HUANG Chengkai LIU Yiluan ZHANG Huiwen YANG Qiaobo ZHAO Ming HUANG Zijing JIANG Shuai




Results

Rank	Name	NOC Code	A	E	Deductions		Total
			Score	Score	Line	Pen.	
1	China	CHN	<u>9.225</u>	<u>9.275</u>			18.500 Q
2	Russia	RUS	<u>9.350</u>	<u>9.100</u>			18.450 Q
3	Hungary	HUN	<u>9.150</u>	<u>8.950</u>			18.100 Q
4	Ukraine	UKR	<u>8.850</u>	<u>8.850</u>			17.700 Q
5	Korea	KOR	<u>8.900</u>	<u>8.800</u>			17.700 R1
6	Mongolia	MGL	<u>8.750</u>	<u>8.700</u>			17.450

Note:
Underlined indicate maximum deviation exceeded (take the average of all the judges panel)

Legend:

Q	Qualified for final	A	Artistic	E	Execution	LI	Lift	Pen	Penalty
		Rx	Reserve						

Timing and Results provided by 

RESULTS BOOK



Aerobic Gymnastics Open Event Dance



THE WORLD GAMES
WROCLAW 2017

T+TISSOT
SWISS WATCHES SINCE 1853



Medallists

Medal	NOC	Names
GOLD	KOR - Korea	HAN Jaehyun KIM Hanjin KIM Yuhwan KWON Taeyun LEE Jongu PARK Hyunmin RYU Jusun SONG Sungkyu
SILVER	RUS - Russia	CHAIUN Danil DZHANAZIAN Garsevan KULIKOV Kirill LOBAZNYUK Kirill SEMENOV Roman SHISHIGIN Anton SHURUPOV Denis ZHURAVLEV Aleksei
BRONZE	HUN - Hungary	BÖKÖNYI Klaudia DEÁK Anna HEGYI Dóra MAZÁCS Fanni SZALOKI Emese SZOLLOSI Panna FARKAS Balazs LOCSEI Zoltán



Start List

Start Order	NOC	NOC Code	Composition
1	Hungary	HUN	BÖKÖNYI Klaudia DEÁK Anna HEGYI Dóra MAZÁCS Fanni SZALOKI Emese SZOLLOSI Panna FARKAS Balazs LOCSEI Zoltán
2	Korea	KOR	HAN Jaehyun KIM Hanjin KIM Yuhwan KWON Taeyun LEE Jongu PARK Hyunmin RYU Jusun SONG Sungkyu
3	China	CHN	FU Yao HUANG Chengkai LIU Yiluan ZHANG Huiwen YANG Qiaobo ZHAO Ming JIANG Shuai XI Yuefeng
4	Russia	RUS	CHAIUN Danil DZHANAZIAN Garsevan KULIKOV Kirill LOBAZNYUK Kirill SEMENOV Roman SHISHIGIN Anton SHURUPOV Denis ZHURAVLEV Aleksei
Reserves			
R1	Romania	ROU	BOGATI Andreea CIOVEIE Constantina DARIE Ioana Andreea GANEA Denisa GORGovan Bianca Maria NEDELcu Cristina Simona PANAETE Lavinia Ioana STOENESCU Steliana



Start List

Start Order	NOC	NOC Code	Composition
1	Romania	ROU	BOGATI Andreea CIOVEIE Constantina DARIE Ioana Andreea GANEA Denisa GORGOVAN Bianca Maria NEDELICU Cristina Simona PANAETE Lavinia Ioana STOENESCU Steliana
2	Korea	KOR	HAN Jaehyun KIM Hanjin KIM Yuhwan KWON Taeyun LEE Jongu PARK Hyunmin RYU Jusun SONG Sungkyu
3	Hungary	HUN	BÖKÖNYI Klaudia DEÁK Anna HEGYI Dóra MAZÁCS Fanni SZALOKI Emese SZOLLOSI Panna FARKAS Balazs LOCSEI Zoltán
4	Brazil	BRA	LOPES Adrielle SANTOS Caroline OLIVEIRA Maria Eduarda MARTINS Marcelo ANDRADE Christian SIQUEIRA Maelton NUNES Edson OLIVEIRA Jose
5	China	CHN	FU Yao HUANG Chengkai LIU Yiluan ZHANG Huiwen YANG Qiaobo ZHAO Ming JIANG Shuai XI Yuefeng



Start List

Start Order	NOC	NOC Code	Composition
6	Russia	RUS	CHAIUN Danil DZHANAZIAN Garsevan KULIKOV Kirill LOBAZNYUK Kirill SEMENOV Roman SHISHIGIN Anton SHURUPOV Denis ZHURAVLEV Aleksei




Results

Rank	Name	NOC Code	A		E		Deductions		Total
			Score	Score	Line	Pen.			
1	Korea	KOR	<u>9.475</u>	<u>9.000</u>				18.475	Q
2	Russia	RUS	<u>9.200</u>	<u>9.150</u>				18.350	Q
3	Hungary	HUN	<u>9.300</u>	<u>8.950</u>				18.250	Q
4	China	CHN	<u>9.175</u>	<u>9.050</u>				18.225	Q
5	Romania	ROU	<u>9.200</u>	<u>8.900</u>				18.100	R1
6	Brazil	BRA	<u>8.750</u>	<u>8.500</u>				17.250	

Note:
Underlined indicate maximum deviation exceeded (take the average of all the judges panel)

Legend:

Q Qualified for final A Artistic E Execution LI Lift Pen Penalty
Rx Reserve

Timing and Results provided by  **TISSOT**

RESULTS BOOK



Aerobic Gymnastics Open Event Trio



THE WORLD GAMES
WROCLAW 2017

T+TISSOT
SWISS WATCHES SINCE 1853



Medallists

Medal	NOC	Names
GOLD	JPN - Japan	KITAZUME Riri KANAI Takumi SAITO Mizuki
SILVER	CHN - China	PAN Lixi LI Lingxiao MA Dong
BRONZE	FRA - France	BUGALHO Florian DECKER-BREITEL Maxime JOURDAN Tom



Start List

Start Order	NOC	NOC Code	Composition
1	Japan	JPN	KITAZUME Riri KANAI Takumi SAITO Mizuki
2	Russia	RUS	DZHANAZIAN Dukhik OSTAPENKO Iliia SEMENOV Roman
3	China	CHN	PAN Lixi LI Lingxiao MA Dong
4	France	FRA	BUGALHO Florian DECKER-BREITEL Maxime JOURDAN Tom
Reserves			
R1	Korea	KOR	KIM Hanjin KWON Taeyun RYU Jusun




Results

Rank	Name	NOC Code	D	A	E	LI	Deductions			Total
			Score	Score	Score	Score	Diff	Line	Pen	
1	Japan	JPN	<u>3.611</u>	<u>9.375</u>	<u>8.650</u>	<u>1.0</u>				22.636
2	China	CHN	<u>3.800</u>	<u>9.175</u>	<u>8.650</u>	<u>0.8</u>				22.425
3	France	FRA	<u>2.950</u>	<u>9.050</u>	<u>8.350</u>	<u>0.5</u>				20.850
4	Russia	RUS	<u>2.777</u>	<u>8.600</u>	<u>7.700</u>	<u>0.8</u>				19.877

Note:
Underlined indicate maximum deviation exceeded (take the average of all the judges panel)

Legend:

D Difficulty A Artistic E Execution LI Lift Pen Penalty

Timing and Results provided by  **TISSOT**



Start List

Start Order	NOC	NOC Code	Composition
1	South Africa	RSA	MANN Dominique LEDWABA Terence MAFONA Thakiso
2	Japan	JPN	KITAZUME Riri KANAI Takumi SAITO Mizuki
3	Korea	KOR	KIM Hanjin KWON Taeyun RYU Jusun
4	China	CHN	PAN Lixi LI Lingxiao MA Dong
5	Russia	RUS	DZHANAZIAN Dukhik OSTAPENKO Ilia SEMENOV Roman
6	France	FRA	BUGALHO Florian DECKER-BREITEL Maxime JOURDAN Tom




Results

Rank	Name	NOC Code	D	A	E	LI	Deductions			Total
			Score	Score	Score	Score	Diff	Line	Pen	
1	Japan	JPN	<u>3.611</u>	<u>9.300</u>	<u>8.550</u>	<u>0.9</u>				22.361 Q
2	China	CHN	<u>3.300</u>	<u>9.250</u>	<u>8.550</u>	<u>0.8</u>				21.900 Q
3	Russia	RUS	<u>3.611</u>	<u>8.950</u>	<u>8.200</u>	<u>0.8</u>				21.561 Q
4	France	FRA	<u>3.050</u>	<u>8.950</u>	<u>8.400</u>	<u>0.5</u>				20.900 Q
5	Korea	KOR	<u>2.650</u>	<u>9.100</u>	<u>8.050</u>	<u>0.8</u>				20.600 R1
6	South Africa	RSA	<u>2.666</u>	<u>8.150</u>	<u>7.300</u>	<u>0.4</u>				18.516

Note:
Underlined indicate maximum deviation exceeded (take the average of all the judges panel)

Legend:

D	Difficulty	A	Artistic	E	Execution	LI	Lift	Pen	Penalty
Q	Qualified for final	Rx	Reserve						

Timing and Results provided by  **TISSOT**

RESULTS BOOK



Aerobic Gymnastics Open Event Group



THE WORLD GAMES
WROCLAW 2017

T+TISSOT
SWISS WATCHES SINCE 1853



Medallists

Medal	NOC	Names
GOLD	CHN - China	LI Qi PAN Lixi LI Lingxiao MA Dong WANG Ke
SILVER	ROU - Romania	BOGATI Andreea BARNA Dacian Nicolae BOCSER Gabriel BROTEI Marian SAVULESCU Lucian Stefan
BRONZE	HUN - Hungary	HEGYI Dóra MAZÁCS Fanni SZOLLOSI Panna BALI Dániel FARKAS Balazs



Start List

Start Order	NOC	NOC Code	Composition
1	China	CHN	LI Qi PAN Lixi LI Lingxiao MA Dong WANG Ke
2	Russia	RUS	DZHANAZIAN Dukhik DZHANAZIAN Garsevan OSTAPENKO Iliia SEMENOV Roman SOLOVEV Denis
3	Romania	ROU	BOGATI Andreea BARNA Dacian Nicolae BOCSER Gabriel BROTEI Marian SAVULESCU Lucian Stefan
4	Hungary	HUN	HEGYI Dóra MAZÁCS Fanni SZOLLOSI Panna BALI Dániel FARKAS Balazs
Reserves			
R1	Italy	ITA	CASTOLDI Michela NATELLA Sara CAPONERA Emanuele CONTI Paolo DONATI Davide




Results

Rank	Name	NOC Code	D	A	E	LI	Deductions			Total
			Score	Score	Score	Score	Diff	Line	Pen	
1	China	CHN	<u>3.833</u>	<u>9.250</u>	<u>8.600</u>	<u>1.0</u>				22.683
2	Romania	ROU	<u>3.555</u>	<u>9.100</u>	<u>8.650</u>	<u>1.0</u>				22.305
3	Hungary	HUN	<u>3.444</u>	<u>9.300</u>	<u>8.500</u>	<u>1.0</u>				22.244
4	Russia	RUS	<u>3.222</u>	<u>9.000</u>	<u>8.100</u>	<u>1.0</u>				21.322

Note:
Underlined indicate maximum deviation exceeded (take the average of all the judges panel)

Legend:

D Difficulty A Artistic E Execution LI Lift Pen Penalty

Timing and Results provided by  **TISSOT**



Start List

Start Order	NOC	NOC Code	Composition
1	Italy	ITA	CASTOLDI Michela NATELLA Sara CAPONERA Emanuele CONTI Paolo DONATI Davide
2	Hungary	HUN	HEGYI Dóra MAZÁCS Fanni SZOLLOSI Panna BALI Dániel FARKAS Balazs
3	China	CHN	LI Qi PAN Lixi LI Lingxiao MA Dong WANG Ke
4	France	FRA	LE MESLE Louise Elen BUGALHO Florian DECKER-BREITEL Maxime JOURDAN Tom JOURDAN Gavin
5	Russia	RUS	AMosenok Polina DZHANAZIAN Garsevan OSTAPENKO Iliia SEMENOV Roman SOLOVEV Denis
6	Romania	ROU	BOGATI Andreea BARNÁ Dacian Nicolae BOCSER Gabriel BROTEI Marian SAVULESCU Lucian Stefan




Results

Rank	Name	NOC Code	D	A	E	LI	Deductions			Total
			Score	Score	Score	Score	Diff	Line	Pen	
1	Romania	ROU	<u>3.500</u>	<u>9.150</u>	<u>8.550</u>	<u>1.0</u>				22.200 Q
2	China	CHN	<u>3.333</u>	<u>9.000</u>	<u>8.350</u>	<u>1.0</u>				21.683 Q
3	Hungary	HUN	<u>2.888</u>	<u>9.275</u>	<u>8.500</u>	<u>1.0</u>				21.663 Q
4	Russia	RUS	<u>2.333</u>	<u>8.950</u>	<u>8.050</u>	<u>1.0</u>				20.333 Q
5	Italy	ITA	<u>2.555</u>	<u>8.500</u>	<u>7.700</u>	<u>0.6</u>				19.355 R1
6	France	FRA	<u>1.777</u>	<u>8.450</u>	<u>7.600</u>	<u>0.8</u>				18.627

Note:
Underlined indicate maximum deviation exceeded (take the average of all the judges panel)

Legend:

D	Difficulty	A	Artistic	E	Execution	LI	Lift	Pen	Penalty
Q	Qualified for final	Rx	Reserve						

Timing and Results provided by  **TISSOT**

RESULTS BOOK



Aerobic Gymnastics Mixed Pair



THE WORLD GAMES
WROCLAW 2017

T+TISSOT
SWISS WATCHES SINCE 1853



Medallists

Medal	NOC	Names
GOLD	ESP - Spain	MORENO Sara LLI Vicente
SILVER	HUN - Hungary	HEGYI Dóra BALI Dániel
BRONZE	ROU - Romania	BOGATI Andreea BARNA Dacian Nicolae



Start List

Start Order	NOC	NOC Code	Composition
1	Romania	ROU	BOGATI Andreea BARNA Dacian Nicolae
2	Hungary	HUN	HEGYI Dóra BALI Dániel
3	Spain	ESP	MORENO Sara LLI Vicente
4	Japan	JPN	KITAZUME Riri KANAI Takumi
Reserves			
R1	Russia	RUS	PYKHTOVA Ekaterina GERMANOV Aleksei




Results

Rank	Name	NOC Code	D	A	E	LI	Deductions			Total
			Score	Score	Score	Score	Diff	Line	Pen	
1	Spain	ESP	<u>3.300</u>	<u>9.550</u>	<u>8.800</u>	<u>0.9</u>				22.550
2	Hungary	HUN	<u>3.300</u>	<u>9.250</u>	<u>8.600</u>	<u>0.7</u>				21.850
3	Romania	ROU	<u>3.200</u>	<u>9.050</u>	<u>8.450</u>	<u>1.0</u>				21.700
4	Japan	JPN	<u>2.900</u>	<u>9.000</u>	<u>8.350</u>	<u>0.8</u>				21.050

Note:
Underlined indicate maximum deviation exceeded (take the average of all the judges panel)

Legend:

D Difficulty A Artistic E Execution LI Lift Pen Penalty

Timing and Results provided by 



Start List

Start Order	NOC	NOC Code	Composition
1	Japan	JPN	KITAZUME Riri KANAI Takumi
2	Spain	ESP	MORENO Sara LLI Vicente
3	Romania	ROU	BOGATI Andreea BARNA Dacian Nicolae
4	Hungary	HUN	HEGYI Dóra BALI Dániel
5	Russia	RUS	PYKHTOVA Ekaterina GERMANOV Aleksei
6	Italy	ITA	CASTOLDI Michela DONATI Davide




Results

Rank	Name	NOC Code	D	A	E	LI	Deductions			Total
			Score	Score	Score	Score	Diff	Line	Pen	
1	Spain	ESP	<u>3.300</u>	<u>9.500</u>	<u>8.650</u>	<u>1.0</u>				22.450 Q
2	Hungary	HUN	<u>3.200</u>	<u>9.300</u>	<u>8.500</u>	<u>1.0</u>				22.000 Q
3	Romania	ROU	<u>3.250</u>	<u>9.050</u>	<u>8.350</u>	<u>1.0</u>				21.650 Q
4	Japan	JPN	<u>3.050</u>	<u>9.000</u>	<u>8.500</u>	<u>0.9</u>				21.450 Q
5	Russia	RUS	<u>2.900</u>	<u>9.050</u>	<u>8.300</u>	<u>0.8</u>				21.050 R1
6	Italy	ITA	<u>2.600</u>	<u>9.100</u>	<u>8.250</u>	<u>0.9</u>				20.850

Note:
Underlined indicate maximum deviation exceeded (take the average of all the judges panel)

Legend:

D	Difficulty	A	Artistic	E	Execution	LI	Lift	Pen	Penalty
Q	Qualified for final	Rx	Reserve						

Timing and Results provided by  **TISSOT**

RESULTS BOOK



Air Sports



THE WORLD GAMES
WROCLAW 2017

T+TISSOT
SWISS WATCHES SINCE 1853

RESULTS BOOK

TABLE OF CONTENT

4	Air Sports	73
4.1	Table of Contents	74
4.2	Number of Entries by NOC	77
4.3	Medallists by Event	78
4.4	Medal Standings	79
4.5	Parachuting - Canopy Piloting	80
4.5.1	Summary of Tasks	81
4.5.2	Medallists	82
4.5.3	Finals	83
4.5.3.1	Round 01 Results	83
4.5.3.2	Round 02 Results	84
4.5.3.3	Round 03 Results	85
4.5.3.4	Round 04 Results	86
4.5.3.5	Round 05 Results	87
4.5.3.6	Round 06 Results	88
4.5.3.7	Round 07 Results	89
4.5.3.8	Round 08 Results	90
4.5.3.9	Round 09 Results	91
4.5.3.10	Round 10 Results	92
4.5.3.11	Round 11 Results	93
4.5.3.12	Round 12 Results	94
4.6	Glider Aerobatics	95
4.6.1	Summary of Tasks	96
4.6.2	Medallists	97
4.6.3	Finals	98
4.6.3.1	Round 01 Results	98
4.6.3.2	Round 02 Results	99
4.6.3.3	Round 03 Results	100





4.6.3.4	Round 04 Results	101
4.7	Paramotor Slalom	102
4.7.1	Summary of Tasks	103
4.7.2	Medallists	104
4.7.3	Finals	105
4.7.3.1	Task 01 Results	105
4.7.3.2	Task 02 Results	106
4.7.3.3	Task 03 Results	107
4.7.3.4	Task 04 Results	108
4.7.3.5	Task 05 Results	109
4.7.3.6	Task 06 Results	110
4.7.3.7	Task 07 Results	111
4.7.3.8	Task 08 Results	112
4.7.3.9	Task 09 Results	113





Number of Entries by NOC

As of THU 20 JUL 2017

		Mixed			Total Athletes	
		Slalom	Canopy Piloting	Glider Aerobatics		Total Entries
NOC	AUS - Australia		3		3	3
	AUT - Austria		1	1	2	2
	BRA - Brazil		1		1	1
	CAN - Canada		1		1	1
	CZE - Czech Republic	3	2		5	5
	DEN - Denmark		1		1	1
	ESP - Spain	3			3	3
	FRA - France	4	2	1	7	7
	GBR - Great Britain		1		1	1
	GER - Germany		2	2	4	4
	HUN - Hungary			2	2	2
	ITA - Italy		2	1	3	3
	NOR - Norway		2		2	2
	NZL - New Zealand		1		1	1
	POL - Poland	3	2	1	6	6
	RSA - South Africa		1		1	1
	RUS - Russian Federation		2	2	4	4
	SWE - Sweden		1		1	1
	THA - Thailand	4			4	4
	UAE - United Arab Emirates		2		2	2
UKR - Ukraine		1		1	1	
USA - United States of America		8	1	9	9	
	Total	17	36	11	64	64



Medallists by Event

As of SUN 23 JUL 2017

After 3 of 3 Events

Event Name	Date	Medal	Name	NOC Code
Paramotor Slalom	SUN 23 JUL	GOLD	BOGDA Wojciech	POL
		SILVER	PHROMMAT Kittiphob	THA
		BRONZE	BERNAT Marcin	POL
Parachuting - Canopy Piloting	SUN 23 JUL	GOLD	BATSCH Nicolas	USA
		SILVER	BARTHOLOMEW Curtis	USA
		BRONZE	MIHAL Cornelia	UAE
Glider Aerobatics	SAT 22 JUL	GOLD	TOTH Ference	HUN
		SILVER	BERTOSSIO Luca	ITA
		BRONZE	SCHAAL Eugen	GER




Medal Standings

As of SUN 23 JUL 2017

After 3 of 3 Events

Rank	NOC	Mixed				Rank by Total
		G	S	B	Tot	
1	USA - United States of America	1	1		2	=1
2	POL - Poland	1		1	2	=1
3	HUN - Hungary	1			1	=3
4	ITA - Italy		1		1	=3
4	THA - Thailand		1		1	=3
6	GER - Germany			1	1	=3
6	UAE - United Arab Emirates			1	1	=3
Total:		3	3	3	9	

Legend:
 = Equal sign indicates that two or more NOCs share the same rank by total **B** Bronze **G** Gold **S** Silver **Tot** Total

Timing and Results provided by  **TISSOT**

RESULTS BOOK



Air Sports Parachuting - Canopy Piloting



THE WORLD GAMES
WROCLAW 2017

T+TISSOT
SWISS WATCHES SINCE 1853



Medallists

As of SUN 23 JUL 2017

Medal	Name	NOC
GOLD	BATSCH Nicolas	USA - United States of America
SILVER	BARTHOLOMEW Curtis	USA - United States of America
BRONZE	MIHAI Cornelia	UAE - United Arab Emirates



Results

Rank	Bib	Name	NOC Code	Speed Result	Points	Remark
1	20	WOOLF Andrew	AUS			
2	7	VEIGA RIOS Cedric	FRA			
3	10	RODRIGUEZ Paul	USA			
4	36	BATSCH Nicolas	USA			
5	12	WINDMILLER Greg	USA			
6	25	ROMANYUK Sergey	RUS			
7	8	BARTHOLOMEW Curtis	USA			
8	14	WALTERS Keven	AUS			
9	15	STEWART Chris	NZL			
10	19	BERCHTOLD Albert	USA			
11	16	McMILLAN Robert	AUS			
12	3	MIHAI Cornelia	UAE			
13	1	QUABAISI Abdulbari	UAE			
14	18	SHULL Matt	USA			
15	17	MARQUES Paulo	BRA			
16	24	SCHEUERMANN Markus	GER			
17	30	FATTORUSO Armando	ITA			
18	4	PHILIPPE Eric	FRA			
19	23	HARDIE Barton Adrian	NOR			
20	35	BARTHOLOMEW Jeannie	USA			
21	21	ERIKSEN Daniel	NOR			
22	32	FATTORUSO Mario	ITA			
23	6	KOCH Tobias	GER			
24	29	PAGANI Matteo	RSA			
25	33	MACHOWICZ Maciej	POL			
26	13	RABHANI Mark	CZE			
27	26	BURSTROEM Stefan	SWE			
28	9	BLASKA Jiri	CZE			
29	5	MICHALAK Maciej	POL			
30	2	BOBO Ian	USA			
31	11	JSEPPI Sven	CAN			
31	28	GARMASHOV Yuri	RUS			
31	22	ALEXANDROW Paul	AUT			
31	34	TATE Maxine	GBR			
31	31	STALNYI Andrii	UKR			
31	27	WEBER Christian	DEN			



Results

Rank	Bib	Name	NOC Code	Speed Result	Points	Remark
1	21	ERIKSEN Daniel	NOR		34.000	
1	2	BOBO Ian	USA		34.000	
1	23	HARDIE Barton Adrian	NOR		34.000	
4	32	FATTORUSO Mario	ITA		33.000	
5	17	MARQUES Paulo	BRA		32.000	
6	16	McMILLAN Robert	AUS		31.000	
7	4	PHILIPPE Eric	FRA		30.000	
8	22	ALEXANDROW Paul	AUT		29.000	
9	29	PAGANI Matteo	RSA		28.000	
10	9	BLASKA Jiri	CZE		27.000	
11	30	FATTORUSO Armando	ITA		25.000	
11	15	STEWART Chris	NZL		25.000	
13	26	BURSTROEM Stefan	SWE		24.000	
14	10	RODRIGUEZ Paul	USA		22.000	
14	20	WOOLF Andrew	AUS		22.000	
16	35	BARTHOLOMEW Jeannie	USA		21.000	
17	24	SCHEUERMANN Markus	GER		20.000	
18	31	STALNYI Andrii	UKR		19.000	
19	7	VEIGA RIOS Cedric	FRA		18.000	
20	34	TATE Maxine	GBR		17.000	
21	33	MACHOWICZ Maciej	POL		16.000	
22	18	SHULL Matt	USA		15.000	
23	1	QUABAISI Abdulbari	UAE		14.000	
24	11	JSEPPI Sven	CAN		13.000	
25	19	BERCHTOLD Albert	USA		12.000	
26	28	GARMASHOV Yuri	RUS		11.000	
27	6	KOCH Tobias	GER		10.000	
28	13	RABHANI Mark	CZE		9.000	
29	12	WINDMILLER Greg	USA		8.000	
30	27	WEBER Christian	DEN		7.000	
31	3	MIHAI Cornelia	UAE		6.000	
32	36	BATSCH Nicolas	USA		5.000	
33	25	ROMANYUK Sergey	RUS		4.000	
34	8	BARTHOLOMEW Curtis	USA		3.000	
35	14	WALTERS Keven	AUS		2.000	
36	5	MICHALAK Maciej	POL		1.000	



Results

Rank	Bib	Name	NOC Code	Speed Result	Points	Remark
1	25	ROMANYUK Sergey	RUS			
2	10	RODRIGUEZ Paul	USA			
3	30	FATTORUSO Armando	ITA			
4	12	WINDMILLER Greg	USA			
4	18	SHULL Matt	USA			
6	20	WOOLF Andrew	AUS			
7	36	BATSCH Nicolas	USA			
8	28	GARMASHOV Yuri	RUS			
9	8	BARTHOLOMEW Curtis	USA			
10	31	STALNYI Andrii	UKR			
11	3	MIHAI Cornelia	UAE			
12	24	SCHEUERMANN Markus	GER			
13	11	JSEPPI Sven	CAN			
14	35	BARTHOLOMEW Jeannie	USA			
15	32	FATTORUSO Mario	ITA			
16	15	STEWART Chris	NZL			
17	14	WALTERS Keven	AUS			
18	2	BOBO Ian	USA			
19	16	McMILLAN Robert	AUS			
20	4	PHILIPPE Eric	FRA			
21	27	WEBER Christian	DEN			
22	23	HARDIE Barton Adrian	NOR			
23	1	QUABAISI Abdulbari	UAE			
24	22	ALEXANDROW Paul	AUT			
25	34	TATE Maxine	GBR			
26	33	MACHOWICZ Maciej	POL			
27	21	ERIKSEN Daniel	NOR			
28	17	MARQUES Paulo	BRA			
29	9	BLASKA Jiri	CZE			
30	6	KOCH Tobias	GER			
31	13	RABHANI Mark	CZE			
32	26	BURSTROEM Stefan	SWE			
33	5	MICHALAK Maciej	POL			
34	29	PAGANI Matteo	RSA			
35	7	VEIGA RIOS Cedric	FRA			
35	19	BERCHTOLD Albert	USA			



Results

Rank	Bib	Name	NOC Code	Distance Result	Points	Remark
1	7	VEIGA RIOS Cedric	FRA			
2	10	RODRIGUEZ Paul	USA			
3	1	QUABAISI Abdulbari	UAE			
4	8	BARTHOLOMEW Curtis	USA			
5	3	MIHAI Cornelia	UAE			
6	36	BATSCH Nicolas	USA			
7	28	GARMASHOV Yuri	RUS			
8	2	BOBO Ian	USA			
9	11	JSEPPI Sven	CAN			
10	12	WINDMILLER Greg	USA			
11	6	KOCH Tobias	GER			
12	20	WOOLF Andrew	AUS			
13	30	FATTORUSO Armando	ITA			
14	23	HARDIE Barton Adrian	NOR			
15	35	BARTHOLOMEW Jeannie	USA			
16	29	PAGANI Matteo	RSA			
17	25	ROMANYUK Sergey	RUS			
18	24	SCHEUERMANN Markus	GER			
19	9	BLASKA Jiri	CZE			
20	27	WEBER Christian	DEN			
21	15	STEWART Chris	NZL			
22	26	BURSTROEM Stefan	SWE			
23	32	FATTORUSO Mario	ITA			
24	17	MARQUES Paulo	BRA			
25	34	TATE Maxine	GBR			
26	33	MACHOWICZ Maciej	POL			
27	31	STALNYI Andrii	UKR			
28	14	WALTERS Keven	AUS			
29	22	ALEXANDROW Paul	AUT			
30	16	McMILLAN Robert	AUS			
31	5	MICHALAK Maciej	POL			
32	19	BERCHTOLD Albert	USA			
33	13	RABHANI Mark	CZE			
34	4	PHILIPPE Eric	FRA			
34	18	SHULL Matt	USA			
34	21	ERIKSEN Daniel	NOR			



Results

Rank	Bib	Name	NOC Code	Accuracy Result	Points	Remark
1	27	WEBER Christian	DEN			
2	7	VEIGA RIOS Cedric	FRA			
2	4	PHILIPPE Eric	FRA			
4	8	BARTHOLOMEW Curtis	USA			
4	16	McMILLAN Robert	AUS			
4	15	STEWART Chris	NZL			
4	3	MIHAI Cornelia	UAE			
4	1	QUABAISI Abdulbari	UAE			
9	36	BATSCH Nicolas	USA			
10	11	JSEPPI Sven	CAN			
10	14	WALTERS Keven	AUS			
12	21	ERIKSEN Daniel	NOR			
12	19	BERCHTOLD Albert	USA			
12	20	WOOLF Andrew	AUS			
12	9	BLASKA Jiri	CZE			
16	6	KOCH Tobias	GER			
16	18	SHULL Matt	USA			
18	25	ROMANYUK Sergey	RUS			
19	30	FATTORUSO Armando	ITA			
20	12	WINDMILLER Greg	USA			
21	2	BOBO Ian	USA			
21	17	MARQUES Paulo	BRA			
23	24	SCHEUERMANN Markus	GER			
23	33	MACHOWICZ Maciej	POL			
25	35	BARTHOLOMEW Jeannie	USA			
26	23	HARDIE Barton Adrian	NOR			
27	31	STALNYI Andrii	UKR			
28	26	BURSTROEM Stefan	SWE			
29	34	TATE Maxine	GBR			
30	32	FATTORUSO Mario	ITA			
31	13	RABHANI Mark	CZE			
32	22	ALEXANDROW Paul	AUT			
33	29	PAGANI Matteo	RSA			
34	10	RODRIGUEZ Paul	USA			
35	28	GARMASHOV Yuri	RUS			
35	5	MICHALAK Maciej	POL			



Results

Rank	Bib	Name	NOC Code	Accuracy Result	Points	Remark
1	3	MIHAI Cornelia	UAE			
1	4	PHILIPPE Eric	FRA			
1	9	BLASKA Jiri	CZE			
1	10	RODRIGUEZ Paul	USA			
1	23	HARDIE Barton Adrian	NOR			
1	27	WEBER Christian	DEN			
1	36	BATSCH Nicolas	USA			
8	32	FATTORUSO Mario	ITA			
9	1	QUABAISI Abdulbari	UAE			
9	20	WOOLF Andrew	AUS			
9	21	ERIKSEN Daniel	NOR			
12	8	BARTHOLOMEW Curtis	USA			
13	6	KOCH Tobias	GER			
13	7	VEIGA RIOS Cedric	FRA			
13	12	WINDMILLER Greg	USA			
13	13	RABHANI Mark	CZE			
13	14	WALTERS Keven	AUS			
13	16	McMILLAN Robert	AUS			
13	18	SHULL Matt	USA			
13	19	BERCHTOLD Albert	USA			
21	28	GARMASHOV Yuri	RUS			
21	31	STALNYI Andrii	UKR			
21	35	BARTHOLOMEW Jeannie	USA			
24	34	TATE Maxine	GBR			
25	2	BOBO Ian	USA			
26	24	SCHEUERMANN Markus	GER			
27	30	FATTORUSO Armando	ITA			
28	15	STEWART Chris	NZL			
29	11	JSEPPI Sven	CAN			
30	25	ROMANYUK Sergey	RUS			
31	26	BURSTROEM Stefan	SWE			
32	5	MICHALAK Maciej	POL			
33	17	MARQUES Paulo	BRA			
34	33	MACHOWICZ Maciej	POL			
35	22	ALEXANDROW Paul	AUT			
36	29	PAGANI Matteo	RSA			



Results

Rank	Bib	Name	NOC Code	Accuracy Result	Points	Remark
1	13	RABHANI Mark	CZE			
1	36	BATSCH Nicolas	USA			
3	12	WINDMILLER Greg	USA			
4	31	STALNYI Andrii	UKR			
4	27	WEBER Christian	DEN			
4	17	MARQUES Paulo	BRA			
4	5	MICHALAK Maciej	POL			
4	35	BARTHOLOMEW Jeannie	USA			
4	33	MACHOWICZ Maciej	POL			
10	28	GARMASHOV Yuri	RUS			
10	3	MIHAI Cornelia	UAE			
12	32	FATTORUSO Mario	ITA			
12	19	BERCHTOLD Albert	USA			
14	20	WOOLF Andrew	AUS			
15	21	ERIKSEN Daniel	NOR			
15	34	TATE Maxine	GBR			
17	24	SCHEUERMANN Markus	GER			
17	14	WALTERS Keven	AUS			
19	18	SHULL Matt	USA			
20	30	FATTORUSO Armando	ITA			
21	15	STEWART Chris	NZL			
21	10	RODRIGUEZ Paul	USA			
21	8	BARTHOLOMEW Curtis	USA			
24	25	ROMANYUK Sergey	RUS			
24	4	PHILIPPE Eric	FRA			
24	1	QUABAISI Abdulbari	UAE			
27	9	BLASKA Jiri	CZE			
28	2	BOBO Ian	USA			
29	26	BURSTROEM Stefan	SWE			
30	23	HARDIE Barton Adrian	NOR			
31	22	ALEXANDROW Paul	AUT			
32	11	JSEPPI Sven	CAN			
33	29	PAGANI Matteo	RSA			
34	6	KOCH Tobias	GER			
35	16	McMILLAN Robert	AUS			
35	7	VEIGA RIOS Cedric	FRA			



Results

Rank	Bib	Name	NOC Code	Distance Result	Points	Remark
1	10	RODRIGUEZ Paul	USA			
2	8	BARTHOLOMEW Curtis	USA			
3	3	MIHAI Cornelia	UAE			
4	36	BATSCH Nicolas	USA			
5	7	VEIGA RIOS Cedric	FRA			
6	30	FATTORUSO Armando	ITA			
7	4	PHILIPPE Eric	FRA			
8	2	BOBO Ian	USA			
9	12	WINDMILLER Greg	USA			
10	11	JSEPPI Sven	CAN			
11	20	WOOLF Andrew	AUS			
12	14	WALTERS Keven	AUS			
13	29	PAGANI Matteo	RSA			
14	28	GARMASHOV Yuri	RUS			
15	24	SCHEUERMANN Markus	GER			
16	5	MICHALAK Maciej	POL			
17	1	QUABAISI Abdulbari	UAE			
18	17	MARQUES Paulo	BRA			
19	19	BERCHTOLD Albert	USA			
20	25	ROMANYUK Sergey	RUS			
21	9	BLASKA Jiri	CZE			
22	16	McMILLAN Robert	AUS			
23	22	ALEXANDROW Paul	AUT			
24	27	WEBER Christian	DEN			
25	35	BARTHOLOMEW Jeannie	USA			
26	15	STEWART Chris	NZL			
27	31	STALNYI Andrii	UKR			
28	18	SHULL Matt	USA			
29	26	BURSTROEM Stefan	SWE			
30	6	KOCH Tobias	GER			
31	34	TATE Maxine	GBR			
32	21	ERIKSEN Daniel	NOR			
33	13	RABHANI Mark	CZE			
34	32	FATTORUSO Mario	ITA			
34	23	HARDIE Barton Adrian	NOR			
34	33	MACHOWICZ Maciej	POL			



Results

Rank	Bib	Name	NOC Code	Free style Result	Points	Remark
1	8	BARTHOLOMEW Curtis	USA			
2	36	BATSCH Nicolas	USA			
3	12	WINDMILLER Greg	USA			
4	16	McMILLAN Robert	AUS			
5	1	QUABAISI Abdulbari	UAE			
6	10	RODRIGUEZ Paul	USA			
7	34	TATE Maxine	GBR			
8	15	STEWART Chris	NZL			
9	25	ROMANYUK Sergey	RUS			
10	13	RABHANI Mark	CZE			
11	17	MARQUES Paulo	BRA			
12	6	KOCH Tobias	GER			
13	27	WEBER Christian	DEN			
14	35	BARTHOLOMEW Jeannie	USA			
15	29	PAGANI Matteo	RSA			
16	7	VEIGA RIOS Cedric	FRA			
17	4	PHILIPPE Eric	FRA			
18	21	ERIKSEN Daniel	NOR			
19	32	FATTORUSO Mario	ITA			
20	28	GARMASHOV Yuri	RUS			
21	2	BOBO Ian	USA			
21	24	SCHEUERMANN Markus	GER			
23	19	BERCHTOLD Albert	USA			
24	3	MIHAI Cornelia	UAE			
25	9	BLASKA Jiri	CZE			
25	11	JSEPPI Sven	CAN			
27	26	BURSTROEM Stefan	SWE			
28	30	FATTORUSO Armando	ITA			
29	31	STALNYI Andrii	UKR			
30	14	WALTERS Keven	AUS			
31	18	SHULL Matt	USA			
32	33	MACHOWICZ Maciej	POL			
33	20	WOOLF Andrew	AUS			
34	23	HARDIE Barton Adrian	NOR			
35	5	MICHALAK Maciej	POL			
36	22	ALEXANDROW Paul	AUT			



Results

Rank	Bib	Name	NOC Code	Free style Result	Points	Remark
1	36	BATSCH Nicolas	USA			
2	8	BARTHOLOMEW Curtis	USA			
3	3	MIHAI Cornelia	UAE			
4	1	QUABAISI Abdulbari	UAE			
5	10	RODRIGUEZ Paul	USA			
6	17	MARQUES Paulo	BRA			
7	4	PHILIPPE Eric	FRA			
8	12	WINDMILLER Greg	USA			
9	24	SCHEUERMANN Markus	GER			
10	32	FATTORUSO Mario	ITA			
11	2	BOBO Ian	USA			
12	35	BARTHOLOMEW Jeannie	USA			
13	20	WOOLF Andrew	AUS			
14	28	GARMASHOV Yuri	RUS			
15	21	ERIKSEN Daniel	NOR			
16	19	BERCHTOLD Albert	USA			
17	29	PAGANI Matteo	RSA			
18	18	SHULL Matt	USA			
19	27	WEBER Christian	DEN			
20	30	FATTORUSO Armando	ITA			
21	33	MACHOWICZ Maciej	POL			
22	6	KOCH Tobias	GER			
23	11	JSEPPI Sven	CAN			
24	34	TATE Maxine	GBR			
25	25	ROMANYUK Sergey	RUS			
26	23	HARDIE Barton Adrian	NOR			
27	5	MICHALAK Maciej	POL			
28	31	STALNYI Andrii	UKR			
29	9	BLASKA Jiri	CZE			
30	16	McMILLAN Robert	AUS			
31	22	ALEXANDROW Paul	AUT			
32	15	STEWART Chris	NZL			
33	14	WALTERS Keven	AUS			
34	13	RABHANI Mark	CZE			
35	7	VEIGA RIOS Cedric	FRA			
36	26	BURSTROEM Stefan	SWE			



Results

Rank	Bib	Name	NOC Code	Free style Result	Points	Remark
1	8	BARTHOLOMEW Curtis	USA			
2	36	BATSCH Nicolas	USA			
3	1	QUABAISI Abdulbari	UAE			
4	12	WINDMILLER Greg	USA			
5	35	BARTHOLOMEW Jeannie	USA			
6	4	PHILIPPE Eric	FRA			
7	14	WALTERS Keven	AUS			
8	13	RABHANI Mark	CZE			
9	3	MIHAI Cornelia	UAE			
10	25	ROMANYUK Sergey	RUS			
11	11	JSEPPI Sven	CAN			
12	22	ALEXANDROW Paul	AUT			
12	29	PAGANI Matteo	RSA			
14	18	SHULL Matt	USA			
15	27	WEBER Christian	DEN			
16	6	KOCH Tobias	GER			
17	21	ERIKSEN Daniel	NOR			
17	26	BURSTROEM Stefan	SWE			
19	10	RODRIGUEZ Paul	USA			
20	20	WOOLF Andrew	AUS			
21	23	HARDIE Barton Adrian	NOR			
22	17	MARQUES Paulo	BRA			
23	33	MACHOWICZ Maciej	POL			
24	31	STALNYI Andrii	UKR			
25	19	BERCHTOLD Albert	USA			
26	2	BOBO Ian	USA			
27	9	BLASKA Jiri	CZE			
28	28	GARMASHOV Yuri	RUS			
29	16	McMILLAN Robert	AUS			
30	32	FATTORUSO Mario	ITA			
31	34	TATE Maxine	GBR			
32	5	MICHALAK Maciej	POL			
33	24	SCHEUERMANN Markus	GER			
34	30	FATTORUSO Armando	ITA			
35	15	STEWART Chris	NZL			
36	7	VEIGA RIOS Cedric	FRA			



Results

Rank	Bib	Name	NOC Code	Distance Result	Points	Remark
1	7	VEIGA RIOS Cedric	FRA			
2	3	MIHAI Cornelia	UAE			
3	10	RODRIGUEZ Paul	USA			
4	20	WOOLF Andrew	AUS			
5	8	BARTHOLOMEW Curtis	USA			
6	4	PHILIPPE Eric	FRA			
7	1	QUABAISI Abdulbari	UAE			
8	18	SHULL Matt	USA			
9	6	KOCH Tobias	GER			
10	19	BERCHTOLD Albert	USA			
11	14	WALTERS Keven	AUS			
12	36	BATSCH Nicolas	USA			
13	12	WINDMILLER Greg	USA			
14	17	MARQUES Paulo	BRA			
15	30	FATTORUSO Armando	ITA			
16	15	STEWART Chris	NZL			
17	23	HARDIE Barton Adrian	NOR			
18	16	McMILLAN Robert	AUS			
19	5	MICHALAK Maciej	POL			
20	35	BARTHOLOMEW Jeannie	USA			
21	9	BLASKA Jiri	CZE			
22	33	MACHOWICZ Maciej	POL			
23	11	JSEPPI Sven	CAN			
24	34	TATE Maxine	GBR			
25	13	RABHANI Mark	CZE			
26	25	ROMANYUK Sergey	RUS			
27	24	SCHEUERMANN Markus	GER			
28	32	FATTORUSO Mario	ITA			
29	21	ERIKSEN Daniel	NOR			
30	31	STALNYI Andrii	UKR			
31	22	ALEXANDROW Paul	AUT			
32	26	BURSTROEM Stefan	SWE			
33	28	GARMASHOV Yuri	RUS			
34	29	PAGANI Matteo	RSA			
35	2	BOBO Ian	USA			
35	27	WEBER Christian	DEN			

RESULTS BOOK



Air Sports Glider Aerobatics



THE WORLD GAMES
WROCLAW 2017

T+TISSOT
SWISS WATCHES SINCE 1853



Summary of Tasks

Rank	Name	NOC Code	Task 1	Task 2	Task 3	Task 4	Total	Overall %
1	TOTH Ference	HUN	2288.30	1880.00	1906.10	3404.00	9478.40	
2	BERTOSSIO Luca	ITA	2209.70	1652.60	1843.40	3272.00	8977.70	
3	SCHAAL Eugen	GER	2331.10	1841.30	1535.40	3200.00	8907.80	
4	KAMINSKII Georgy	RUS	2329.10	1602.90	1667.10	3244.00	8843.10	
5	SZILAGYI Janos	HUN	2138.60	1812.00	1559.00	3200.00	8706.80	
6	LENTZ-GAUTHIER Eric	USA	2202.20	1780.70	1521.20	3144.00	8642.60	
7	ILINSKIY Vladimir	RUS	2204.70	1612.10	1705.73	3172.00	8443.90	
8	MAYR Siegfried	AUT	1928.50	1623.30	1619.50	3264.00	8429.50	
9	MAKULA Jerzy	POL	2043.90	1814.30	1227.70	3300.00	8129.30	
10	SERRES Daniel	FRA	2273.40	1572.00	1362.80	3144.00	7850.00	
11	HOLL Eberhard	GER	2179.30	1540.60	876.30	3120.00	7463.40	



Medallists

As of SUN 23 JUL 2017

Medal	Name	NOC
GOLD	TOTH Ference	HUN - Hungary
SILVER	BERTOSSIO Luca	ITA - Italy
BRONZE	SCHAAL Eugen	GER - Germany



Results

Rank	Bib	Name	NOC Code	Result	Remark
1	203	SCHAAL Eugen	GER	2331.10	
2	208	KAMINSKII Georgy	RUS	2329.10	
3	201	TOTH Ference	HUN	2288.30	
4	209	SERRES Daniel	FRA	2273.40	
5	207	BERTOSSIO Luca	ITA	2209.70	
6	206	ILINSKIY Vladimir	RUS	2204.70	
7	202	LENTZ-GAUTHIER Eric	USA	2202.20	
8	211	HOLL Eberhard	GER	2179.30	
9	205	SZILAGYI Janos	HUN	2138.60	
10	204	MAKULA Jerzy	POL	2043.90	
11	210	MAYR Siegfried	AUT	1928.50	



Results

Rank	Bib	Name	NOC Code	Result	Remark
1	201	TOTH Ference	HUN	1880.00	
2	203	SCHAAL Eugen	GER	1841.30	
3	204	MAKULA Jerzy	POL	1814.30	
4	205	SZILAGYI Janos	HUN	1812.00	
5	202	LENTZ-GAUTHIER Eric	USA	1780.70	
6	207	BERTOSSIO Luca	ITA	1652.60	
7	210	MAYR Siegfried	AUT	1623.30	
8	206	ILINSKIY Vladimir	RUS	1612.10	
9	208	KAMINSKII Georgy	RUS	1602.90	
10	209	SERRES Daniel	FRA	1572.00	
11	211	HOLL Eberhard	GER	1540.60	



Results

Rank	Bib	Name	NOC Code	Result	Remark
1	201	TOTH Ference	HUN	1906.10	
2	207	BERTOSSIO Luca	ITA	1843.40	
3	206	ILINSKIY Vladimir	RUS	1705.73	
4	208	KAMINSKII Georgy	RUS	1667.10	
5	210	MAYR Siegfried	AUT	1619.50	
6	205	SZILAGYI Janos	HUN	1559.00	
7	203	SCHAAL Eugen	GER	1535.40	
8	202	LENTZ-GAUTHIER Eric	USA	1521.20	
9	209	SERRES Daniel	FRA	1362.80	
10	204	MAKULA Jerzy	POL	1227.70	
11	211	HOLL Eberhard	GER	876.30	



Results

Rank	Bib	Name	NOC Code	Result	Remark
1	201	TOTH Ference	HUN	3404.00	
2	204	MAKULA Jerzy	POL	3300.00	
3	207	BERTOSSIO Luca	ITA	3272.00	
4	210	MAYR Siegfried	AUT	3264.00	
5	208	KAMINSKII Georgy	RUS	3244.00	
6	203	SCHAAL Eugen	GER	3200.00	
7	205	SZILAGYI Janos	HUN	3200.00	
8	206	ILINSKIY Vladimir	RUS	3172.00	
9	209	SERRES Daniel	FRA	3144.00	
10	202	LENTZ-GAUTHIER Eric	USA	3144.00	
11	211	HOLL Eberhard	GER	3120.00	

RESULTS BOOK



Air Sports Paramotor Slalom



THE WORLD GAMES
WROCLAW 2017

T+TISSOT
SWISS WATCHES SINCE 1853



Summary of Tasks

As of SUN 23 JUL 2017

Rank	Name	NOC Code	Bib	Tasks			Total
				1	2	3	
1	BOGDA Wojciech	POL	305				30
2	PHROMMAT Kittiphob	THA	302				38
3	BERNAT Marcin	POL	315				41
4	MATEOS Alexandre	FRA	301				45
5	PALMERO Vicente	ESP	306				47
6	KLEMENT Milan	CZE	307				63
7	RODRIGUEZ SANTAMARTA Victor	ESP	318				65
8	POTHIPUK Chayaphong	THA	313				73
9	AUBERT Nicolas	FRA	303				76
10	PENONE Jeremy	FRA	314				78
11	THANASAKUNKORNSAENG Pongkom	THA	304				89
12	CHUI-NOEI Janejira	THA	312				97
13	KOUDELA Jiri	CZE	316				102
14	MORILLAS Ramon	ESP	308				108
15	MATOUSEK Petr	CZE	310				109
16	MATEOS Marie	FRA	311				121
17	KOZARZEWSKI Pawel	POL	317				138



Medallists

As of SUN 23 JUL 2017

Medal	Name	NOC
GOLD	BOGDA Wojciech	POL - Poland
SILVER	PHROMMAT Kittiphob	THA - Thailand
BRONZE	BERNAT Marcin	POL - Poland



Results

Slalom

Rank	Bib	Name	NOC Code	Elapsed Time	Task Result	Task Points	Remarks
1	301	MATEOS Alexandre	FRA		1		
2	302	PHROMMAT Kittiphob	THA		2		
3	315	BERNAT Marcin	POL		3		
4	305	BOGDA Wojciech	POL		4		
5	313	POTHIPUK Chayaphong	THA		5		
6	314	PENONE Jeremy	FRA		6		
7	318	RODRIGUEZ SANTAMARTA Victor	ESP		7		
8	307	KLEMENT Milan	CZE		8		1 penalty
9	306	PALMERO Vicente	ESP		9		
10	316	KOUDELA Jiri	CZE		10		
11	304	THANASAKUNKORNSAENG Pongkom	THA		11		
12	303	AUBERT Nicolas	FRA		12		
13	308	MORILLAS Ramon	ESP		13		1 penalty
14	311	MATEOS Marie	FRA		14		
15	312	CHUI-NOEI Janejira	THA		15		
16	310	MATOUSEK Petr	CZE		16		
	317	KOZARZEWSKI Pawel	POL				



Results

Slalom Soccer

Rank	Bib	Name	NOC Code	Elapsed Time	Task Result	Task Points	Remarks
1	315	BERNAT Marcin	POL		1		
2	302	PHROMMAT Kittiphob	THA		2		
3	305	BOGDA Wojciech	POL		3		
4	301	MATEOS Alexandre	FRA		4		
5	314	PENONE Jeremy	FRA		5		
6	307	KLEMENT Milan	CZE		6		
7	313	POTHIPUK Chayaphong	THA		7		
8	306	PALMERO Vicente	ESP		8		
9	318	RODRIGUEZ SANTAMARTA Victor	ESP		9		
10	303	AUBERT Nicolas	FRA		10		
11	316	KOUDELA Jiri	CZE		11		
12	310	MATOUSEK Petr	CZE		12		1 penalty
13	311	MATEOS Marie	FRA		13		1 penalty
14	312	CHUI-NOEI Janejira	THA		14		
15	308	MORILLAS Ramon	ESP		15		2 penalty
16	304	THANASAKUNKORNSAENG Pongkom	THA		16		Error
17	317	KOZARZEWSKI Pawel	POL		16		



Results

Rank	Bib	Name	NOC Code	Elapsed Time	Task Result	Task Points	Remarks
1	301	MATEOS Alexandre	FRA		1		
2	315	BERNAT Marcin	POL		2		
3	305	BOGDA Wojciech	POL		3		
4	303	AUBERT Nicolas	FRA		4		
5	314	PENONE Jeremy	FRA		5		
6	306	PALMERO Vicente	ESP		6		
7	318	RODRIGUEZ SANTAMARTA Victor	ESP		7		
8	302	PHROMMAT Kittiphob	THA		8		
9	307	KLEMENT Milan	CZE		9		
10	313	POTHIPUK Chayaphong	THA		10		
11	316	KOUDELA Jiri	CZE		11		
12	308	MORILLAS Ramon	ESP		12		
13	304	THANASAKUNKORNSAENG Pongkom	THA		13		
14	311	MATEOS Marie	FRA		14		
15	310	MATOUSEK Petr	CZE		15		
16	312	CHUI-NOEI Janejira	THA		16		
DNF	317	KOZARZEWSKI Pawel	POL		17		

Legend:
DNF Did Not Finish

Timing and Results provided by  **TISSOT**



Results

Slalom Soccer

Rank	Bib	Name	NOC Code	Elapsed Time	Task Result	Task Points	Remarks
1	301	MATEOS Alexandre	FRA		1		
2	315	BERNAT Marcin	POL		2		
3	306	PALMERO Vicente	ESP		3		
4	302	PHROMMAT Kittiphob	THA		4		
5	305	BOGDA Wojciech	POL		5		
6	303	AUBERT Nicolas	FRA		6		
7	314	PENONE Jeremy	FRA		7		
8	318	RODRIGUEZ SANTAMARTA Victor	ESP		8		
9	313	POTHIPUK Chayaphong	THA		9		
10	304	THANASAKUNKORNSAENG Pongkom	THA		10		
11	307	KLEMENT Milan	CZE		11		
12	308	MORILLAS Ramon	ESP		12		
13	316	KOUDELA Jiri	CZE		13		
14	311	MATEOS Marie	FRA		14		
15	310	MATOUSEK Petr	CZE		15		
16	312	CHUI-NOEI Janejira	THA		16		
DNF	317	KOZARZEWSKI Pawel	POL		17		

Legend:
DNF Did Not Finish

Timing and Results provided by  **TISSOT**



Results

Rank	Bib	Name	NOC Code	Elapsed Time	Task Result	Task Points	Remarks
1	305	BOGDA Wojciech	POL		1		
2	312	CHUI-NOEI Janejira	THA		2		
3	310	MATOUSEK Petr	CZE		3		
4	302	PHROMMAT Kittiphob	THA		4		
5	307	KLEMENT Milan	CZE		5		
6	306	PALMERO Vicente	ESP		6		
7	313	POTHIPIK Chayaphong	THA		7		
8	315	BERNAT Marcin	POL		8		
9	308	MORILLAS Ramon	ESP		9		
10	318	RODRIGUEZ SANTAMARTA Victor	ESP		10		
11	316	KOUDELA Jiri	CZE		11		
12	304	THANASAKUNKORNSAENG Pongkom	THA		12		
13	311	MATEOS Marie	FRA		13		
13	301	MATEOS Alexandre	FRA		13		
13	303	AUBERT Nicolas	FRA		13		
13	317	KOZARZEWSKI Pawel	POL		13		
13	314	PENONE Jeremy	FRA		13		



Results

Rank	Bib	Name	NOC Code	Elapsed Time	Task Result	Task Points	Remarks
1	312	CHUI-NOEI Janejira	THA		1		
1	301	MATEOS Alexandre	FRA		1		
1	307	KLEMENT Milan	CZE		1		
1	306	PALMERO Vicente	ESP		1		
1	305	BOGDA Wojciech	POL		1		
1	304	THANASAKUNKORNSAENG Pongkom	THA		1		
3	318	RODRIGUEZ SANTAMARTA Victor	ESP		3		
9	315	BERNAT Marcin	POL		9		
11	311	MATEOS Marie	FRA		11		
11	303	AUBERT Nicolas	FRA		11		
11	313	POTHIPUK Chayaphong	THA		11		
11	317	KOZARZEWSKI Pawel	POL		11		
11	302	PHROMMAT Kittiphob	THA		11		
11	314	PENONE Jeremy	FRA		11		
11	316	KOUDELA Jiri	CZE		11		
11	308	MORILLAS Ramon	ESP		11		
11	310	MATOUSEK Petr	CZE		11		



Results

Rank	Bib	Name	NOC Code	Elapsed Time	Task Result	Task Points	Remarks
1	306	PALMERO Vicente	ESP		1		
2	302	PHROMMAT Kittiphob	THA		2		
3	304	THANASAKUNKORNSAENG Pongkom	THA		3		
4	307	KLEMENT Milan	CZE		4		
5	310	MATOUSEK Petr	CZE		5		
6	312	CHUI-NOEI Janejira	THA		6		
7	305	BOGDA Wojciech	POL		7		
8	315	BERNAT Marcin	POL		8		
9	308	MORILLAS Ramon	ESP		9		
10	313	POTHIPUK Chayaphong	THA		10		
11	316	KOUDELA Jiri	CZE		11		
12	318	RODRIGUEZ SANTAMARTA Victor	ESP		12		
13	311	MATEOS Marie	FRA		13		
13	301	MATEOS Alexandre	FRA		13		
13	303	AUBERT Nicolas	FRA		13		
13	317	KOZARZEWSKI Pawel	POL		13		
13	314	PENONE Jeremy	FRA		13		



Results

Slalom

Rank	Bib	Name	NOC Code	Elapsed Time	Task Result	Task Points	Remarks
1	305	BOGDA Wojciech	POL		1		
2	315	BERNAT Marcin	POL		2		
3	302	PHROMMAT Kittiphob	THA		3		
4	306	PALMERO Vicente	ESP		4		
4	318	RODRIGUEZ SANTAMARTA Victor	ESP		4		
6	303	AUBERT Nicolas	FRA		6		
7	313	POTHIPUK Chayaphong	THA		7		
8	301	MATEOS Alexandre	FRA		8		
9	307	KLEMENT Milan	CZE		9		
10	314	PENONE Jeremy	FRA		10		
11	304	THANASAKUNKORNSAENG Pongkom	THA		11		
12	308	MORILLAS Ramon	ESP		12		
13	316	KOUDELA Jiri	CZE		13		
14	312	CHUI-NOEI Janejira	THA		14		
15	311	MATEOS Marie	FRA		15		
16	310	MATOUSEK Petr	CZE		16		
17	317	KOZARZEWSKI Pawel	POL		17		



Results

Slalom Soccer

Rank	Bib	Name	NOC Code	Elapsed Time	Task Result	Task Points	Remarks
1	303	AUBERT Nicolas	FRA		1		
2	302	PHROMMAT Kittiphob	THA		2		
3	301	MATEOS Alexandre	FRA		3		
4	318	RODRIGUEZ SANTAMARTA Victor	ESP		4		
5	305	BOGDA Wojciech	POL		5		
6	315	BERNAT Marcin	POL		6		
7	313	POTHIPUK Chayaphong	THA		7		
8	314	PENONE Jeremy	FRA		8		
9	306	PALMERO Vicente	ESP		9		
10	307	KLEMENT Milan	CZE		10		
11	316	KOUDELA Jiri	CZE		11		
12	304	THANASAKUNKORNSAENG Pongkom	THA		12		
13	312	CHUI-NOEI Janejira	THA		13		
14	311	MATEOS Marie	FRA		14		
15	308	MORILLAS Ramon	ESP		15		
16	310	MATOUSEK Petr	CZE		16		
17	317	KOZARZEWSKI Pawel	POL		17		

RESULTS BOOK



American Football



THE WORLD GAMES
WROCLAW 2017

T+TISSOT
SWISS WATCHES SINCE 1853

RESULTS BOOK

TABLE OF CONTENT

5	American Football	113
5.1	Table of Contents	114
5.2	Men's	116
5.2.1	Team Roster	117
5.2.1.1	Team Roster - FRA	117
5.2.1.2	Team Roster - GER	119
5.2.1.3	Team Roster - POL	121
5.2.1.4	Team Roster - USA	123
5.2.2	Tournament Summary	124
5.2.3	Medallists	125
5.2.4	Finals	126
5.2.4.1	Bronze Medal Game #M03 Results	126
5.2.4.2	Gold Medal Game #M04 Results	128
5.2.5	Semifinal	130
5.2.5.1	Semifinal Game #M01 Results	130
5.2.5.2	Semifinal Game #M02 Results	132



RESULTS BOOK



American Football Men's



THE WORLD GAMES
WROCLAW 2017

T+TISSOT
SWISS WATCHES SINCE 1853



Team Roster

As of FRI 21 JUL 2017

FRA - France

Shirt No.	Name	Playing Position	Height m / ft in	Weight kg / lbs	Age	Club
1	COURAGEUX Pierre	Secondary	1.86 / 6'1"	88 / 194	26	Roosters Heslinki
5	DETHELOT Aymeric	Quarterback	1.87 / 6'2"	90 / 198	23	Flash LaCourneuve
7	JEAN ALPHONSE Edris	Secondary	1.86 / 6'1"	91 / 201		Thetford Mines
8	DUPONCHELLE Jérémy	Quarterback	1.88 / 6'2"	86 / 190	25	Gladiators La Queue En Brie
9	LE GALLO Alexandre	Linebackers	1.83 / 6'0"	94 / 207	26	Argonautes Aix En Provence
12	DURAND Paul	Quarterback	1.88 / 6'2"	80 / 176	29	Flash LaCourneuve
13	JAMES Andrew	Receivers	1.75 / 5'9"	70 / 154	24	Dauphins de Nice
14	FERRIER Victor	Secondary	1.84 / 6'0"	90 / 198	25	Berlin Rebels
15	FORTES Stéphane	Receivers	1.78 / 5'10"	70 / 154	23	Flash LaCourneuve
16	ALIX Anthony	Special teams	1.83 / 6'0"	85 / 187	30	Toronto Argonauts
19	DELAROCHE Charles	Receivers	1.84 / 6'0"	86 / 190		Argonautes Aix En Provence
21	DIKA BALOTOKEN Yann	Secondary	1.70 / 5'7"	77 / 170	24	Owls Lausanne
22	BEGOU Vincent	Running Backs	1.70 / 5'7"	80 / 176	24	Black Panthers Thonon Les Bains
23	YEMO Nguendjo Stephen Félix Thomas	Running Backs	1.70 / 5'7"	95 / 209	27	Black Panthers Thonon Les Bains
24	SEJEAN Sebastien	Secondary	1.88 / 6'2"	84 / 185	33	Argonautes Aix En Provence
27	BALAME-PUTU Murphy	Receivers	1.93 / 6'4"	103 / 227	24	Flash LaCourneuve
30	KHANDAR Nicolas	Running Backs	1.75 / 5'9"	78 / 172	24	University McGill Montreal
31	AHIDAZAN Armel	Linebackers	1.86 / 6'1"	94 / 207	25	Falcons Bron Villeurbanne
32	KARAMOKO Souleymane	Secondary	1.86 / 6'1"	93 / 205	20	Thetford Mines
33	MARCIN Sandy	Secondary	1.80 / 5'11"	80 / 176	30	Argonautes Aix En Provence
34	RONDET Brice	Running Backs	1.75 / 5'9"	95 / 209	29	Falcons Bron Villeurbanne
36	ROGER Maxime, Alexis, Olivier	Secondary	1.80 / 5'11"	75 / 165	20	Gladiateurs La Queue En Brie
40	SEBEILLE Robin	Receivers	1.82 / 6'0"	112 / 247	25	Argonautes Aix En Provence
42	JACQUIN Claudio	Linebackers	1.89 / 6'2"	100 / 220	26	Black Panthers Thonon Les Bains
43	FAYARD Matthieu	Linebackers	1.83 / 6'0"	100 / 220	31	Falcons Bron Villeurbanne
44	MWAMBA Kevin	Receivers	1.88 / 6'2"	119 / 262	24	Flash LaCourneuve
45	NANGUY Giovanni	Defensive Linemen	1.90 / 6'3"	109 / 240	27	Leopards Rouen
50	ROUDEL Etienne	Linebackers	1.92 / 6'4"	102 / 225	23	Argonautes Aix En Provence
54	MIZIUS Averdie	Defensive Linemen	1.90 / 6'3"	120 / 265	23	Flash LaCourneuve
59	FAUCON Romain	Defensive Linemen	1.86 / 6'1"	120 / 265		Black Panthers Thonon Les Bains
61	KIDARI Raphael	Offensive Linemen	1.92 / 6'4"	130 / 287		Aigles Chamebry
69	BADIANE Nyohor	Offensive Linemen	1.90 / 6'3"	140 / 309	24	Flash LaCourneuve
70	DOUMBOUYA Doums	Offensive Linemen	1.92 / 6'4"	127 / 280	25	Black Panthers Thonon Les Bains
72	FAZER Jean-Amour	Offensive Linemen	1.92 / 6'4"	120 / 265	26	Caimans Le Mans
74	ELDIN Jean-philippe	Offensive Linemen	1.85 / 6'1"	125 / 276	32	Centurions Nimes
75	PEREIRA Bastien	Offensive Linemen	1.86 / 6'1"	135 / 298	26	Broncos Calenda
76	NKISHI Willy	Defensive Linemen	1.87 / 6'2"	145 / 320		Owls Lausanne
78	MONTGENIE Arnaud	Offensive Linemen	1.87 / 6'2"	117 / 258	32	Ours Toulouse
79	BORDIN Olivier	Offensive Linemen	1.99 / 6'6"	145 / 320	34	Cougars St Ouen l'Aumone
80	TSIMI Nelson	Receivers	1.88 / 6'2"	84 / 185	21	Spartiates Amiens
81	ALEXANDRE Jeff	Receivers	1.88 / 6'2"	83 / 183	27	Black Panthers Thonon Les Bains
83	AUTRET Pierrick	Defensive Linemen	1.93 / 6'4"	100 / 220		Argonautes Aix En Provence
90	GNAHOVA Valentin	Defensive Linemen	1.86 / 6'1"	102 / 225	22	Berlin Rebels
91	BEKHEIRA Mehdi	Defensive Linemen	1.82 / 6'0"	125 / 276	28	Argonautes Aix En Provence
92	MOUTON Robin	Defensive Linemen	1.91 / 6'3"	110 / 243	28	Cougars St Ouen l'Aumone
Team Average:			1.85 / 6'1"	101 / 223	26.0	

Head Coach ESUME Patrick


Timing and Results provided by  TISSOT



Team Roster

As of FRI 21 JUL 2017

LEGEND	
(C)	Captain
No.	Shirt Number

Timing and Results provided by  **TISSOT**



Team Roster

As of SAT 22 JUL 2017

GER - Germany

Shirt No.	Name	Playing Position	Height m / ft in	Weight kg / lbs	Age	Club
2	HANSEN Thiadric	Linebackers	1.90 / 6'3"	100 / 220	24	Kiel Baltic Hurricanes
3	GROOTEN Richard	Secondary	1.77 / 5'10"	84 / 185	24	Düsseldorf Panther
4	MAU Benjamin	Receivers	1.99 / 6'6"	89 / 196	25	Hamburg Huskies
5	ADEGBESAN Aurieus	Receivers	2.08 / 6'10"	102 / 225	24	Schwäbisch Hall Unicorns
6	GOMEZ Sebastian Silva	Linebackers	1.80 / 5'11"	85 / 187	24	Samsung Frankfurt Universe
7	JANSSEN Till Linus Luca Caleb	Secondary	1.90 / 6'3"	95 / 209	23	Düsseldorf Panther
8	ZIMMERMANN Paul	Quarterback	1.88 / 6'2"	93 / 205	21	Berlin Adler
10	ROBINSON Tissi	Secondary	1.93 / 6'4"	93 / 205	29	New Yorker Lions
11	WEISHAUPT Sonny Tim Robin	Quarterback	1.93 / 6'4"	93 / 205	25	Samsung Frankfurt Universe
12	HAUPT Alexander	Quarterback	1.88 / 6'2"	85 / 187	22	Saarland Hurricanes
15	OWUSO Jason	Secondary			25	Berlin Rebels
16	BAUMGÄRTNER Yannik	Receivers		79 / 174	26	Assindia Cardinals
20	ABRAHAMSEN Jan	Secondary	1.80 / 5'11"	77 / 170	24	Kiel Baltic Hurricanes
21	KOEPPE Christian	Secondary	1.81 / 5'11"	85 / 187	25	Schwäbisch Hall Unicorns
23	YASSAR Jazan	Running Backs	1.67 / 5'6"	80 / 176	20	Dresden Monarchs
24	POZNANSKI Joshua	Secondary	1.90 / 6'3"	91 / 201	22	Samsung Frankfurt Universe
26	SCHERENBERG Marc	Secondary	1.83 / 6'0"	92 / 203	29	Schwäbisch Hall Unicorns
29	NICK Tobias	Running Backs	1.81 / 5'11"	95 / 209	23	Assindia Cardinals
30	POETSCH Patrick	Running Backs	1.79 / 5'10"	111 / 245	28	Solingen Paladins
34	AVANT Donnie Ray	Secondary	1.97 / 6'6"	97 / 214	30	Assindia Cardinals
35	KRUSE Levi	Receivers			20	Hamburg Blue Devils
41	HOMRI Kerim	Linebackers	1.79 / 5'10"	101 / 223	27	New Yorker Lions
43	MUELLER David	Linebackers	1.87 / 6'2"	100 / 220	29	New Yorker Lions
44	HELM Leon Vincent	Running Backs	1.85 / 6'1"	106 / 234	22	Saarland Hurricanes
50	BRENNER Simon Georg	Linebackers	1.88 / 6'2"	107 / 236	32	Schwäbisch Hall Unicorns
52	MEIS Moritz	Defensive Linemen	1.91 / 6'3"	126 / 278	30	Kiel Baltic Hurricanes
53	SCHRAMM Hermann	Offensive Linemen	1.93 / 6'4"	123 / 271	20	Dresden Monarchs
57	FENSCH Robin	Receivers	1.90 / 6'3"	120 / 265	24	Elmshorn Fighting Pirates
66	LANSER Jan	Offensive Linemen	1.93 / 6'4"	135 / 298	31	New Yorker Lions
69	TOLKSDORF Philipp	Receivers	1.96 / 6'5"	126 / 278	21	Kiel Baltic Hurricanes
74	KIEHL Yannic	Offensive Linemen	2.01 / 6'7"	135 / 298	24	Düsseldorf Panther
75	SCHMIDT Thomas	Offensive Linemen	1.92 / 6'4"	145 / 320	20	Ingolstadt Dukes
76	WAHL Aaron	Offensive Linemen	1.93 / 6'4"	138 / 304	26	Dresden Monarchs
77	BINCZEK Harald	Offensive Linemen	2.02 / 6'8"	155 / 342	27	New Yorker Lions
78	ACHEAMPONG Lane	Offensive Linemen	1.88 / 6'2"	120 / 265	23	Samsung Frankfurt Universe
81	OFORI Kwame	Receivers	1.92 / 6'4"	94 / 207	24	Kiel Baltic Hurricanes
84	SCHALLO Mike	Offensive Linemen	1.88 / 6'2"	90 / 198	26	Dresden Monarchs
85	SCHUMANN Nicolai	Receivers	1.96 / 6'5"	108 / 238	25	Berlin Rebels
88	HINRICHS Hendrik	Receivers	1.93 / 6'4"	98 / 216		Dresden Monarchs
90	WILD Maximilian	Defensive Linemen	1.95 / 6'5"	120 / 265	27	Swarco Raiders Tirol
91	RAUCH Thomas	Defensive Linemen	1.93 / 6'4"	112 / 247	34	Schwäbisch Hall Unicorns
92	HOR Marc Anthony	Defensive Linemen	1.88 / 6'2"	132 / 291	24	Samsung Frankfurt Universe
94	SEEMANN Paul	Defensive Linemen	1.87 / 6'2"	115 / 254	29	Dresden Monarchs
96	RIEGER Sven	Defensive Linemen	1.97 / 6'6"	132 / 291	28	New Yorker Lions
98	GAVANDA Simon Filippo	Defensive Linemen	1.90 / 6'3"	112 / 247	29	Samsung Frankfurt Universe
99	ARENSEN Peter	Defensive Linemen	1.93 / 6'4"	93 / 205	27	Allgäu Comets
Team Average:			1.90 / 6'3"	106 / 234	25.4	

Head Coach SPRINGWALD Peter

Timing and Results provided by  TISSOT

USFMTEAM11-----TEAM02-----_C33 4.0

Report Created SAT 22 JUL 2017 12:50


Page 1 / 2



Team Roster

As of SAT 22 JUL 2017

LEGEND	
(C)	Captain
No.	Shirt Number

Timing and Results provided by  **TISSOT**



Team Roster

As of SAT 22 JUL 2017

POL - Poland

Shirt No.	Name	Playing Position	Height m / ft in	Weight kg / lbs	Age	Club
1	SKAKOWSKI Adam	Running Backs	1.77 / 5'10"	86 / 190	20	Panthers Wrocław
2	SZREJBER Zbigniew	Receivers	1.81 / 5'11"	85 / 187	28	Tychy Falcons
3	MATKOWSKI Patryk	Receivers	1.81 / 5'11"	83 / 183	23	Panthers Wrocław
4	PAWLACZYK Mikołaj	Running Backs	1.80 / 5'11"	90 / 198	27	Lowlanders Białystok
5	OGRODOWCZYK Hubert	Linebackers	1.81 / 5'11"	96 / 212	23	Panthers Wrocław
6	RUTA Kamil	Linebackers	1.81 / 5'11"	110 / 243	31	Panthers Wrocław
9	ZUKOWSKI Tomasz	Linebackers	1.85 / 6'1"	100 / 220	30	Lowlanders Białystok
10	KALUS Gabriel	Secondary	1.70 / 5'7"	75 / 165	26	New Yorker Lions
12	ZAK Karol	Quarterback	1.85 / 6'1"	92 / 203	28	Warsaw Eagles
13	ZUBRYCKI Tomasz	Receivers	1.94 / 6'4"	100 / 220	28	Lowlanders Białystok
15	DZIEDZIC Bartosz	Quarterback	1.81 / 5'11"	78 / 172	23	Panthers Wrocław
17	SWIATEK Pawel	Secondary	1.81 / 5'11"	96 / 212	28	Panthers Wrocław
18	KAIM Marcin	Secondary	1.78 / 5'10"	76 / 168	27	Husaria Szczecin
19	MOSCICKI Filip	Quarterback	1.86 / 6'1"	97 / 214	27	Krakow Kings
20	MOGIELNICKI Karol	Secondary	1.81 / 5'11"	78 / 172	26	Panthers Wrocław
21	SZEFLER Mateusz	Running Backs	1.81 / 5'11"	87 / 192	27	Panthers Wrocław
25	LARY Adam	Secondary	1.81 / 5'11"	84 / 185	25	Panthers Wrocław
26	OSUMEK Marcin	Secondary	1.86 / 6'1"	89 / 196	22	Tychy Falcons
30	OMONDI Antoni	Secondary	1.86 / 6'1"	93 / 205	29	Warsaw Eagles
31	KURCIUS Kacper	Secondary	1.75 / 5'9"	82 / 181	20	Tychy Falcons
40	STARCZEWSKI Konrad	Running Backs	1.80 / 5'11"	115 / 254	27	Panthers Wrocław
43	NIEMAS Michal	Defensive Linemen	1.90 / 6'3"	100 / 220	26	Kiel Baltic Hurricanes
50	ADAMCZYK Szymon	Defensive Linemen	1.85 / 6'1"	90 / 198	32	Panthers Wrocław
52	BRUDNY Adrian	Defensive Linemen	1.86 / 6'1"	126 / 278	21	New Yorker Lions
54	BARCZAK Szymon	Linebackers	1.81 / 5'11"	94 / 207	25	Kozly Poznan
55	ROGACZEWSKI Rafal	Offensive Linemen	1.81 / 5'11"	119 / 262	25	Panthers Wrocław
56	JAROSZEWSKI Maciej	Linebackers	1.85 / 6'1"	96 / 212	26	Husaria Szczecin
57	TARNAWSKI Daniel	Defensive Linemen	1.86 / 6'1"	110 / 243	28	Warsaw Eagles
61	BRODZKI Pawel	Offensive Linemen	1.88 / 6'2"	125 / 276	21	Warsaw Eagles
65	PIATEK Kamil	Offensive Linemen	1.86 / 6'1"	140 / 309	31	Tychy Falcons
67	WESOŁOWSKI Damian	Defensive Linemen	1.94 / 6'4"	120 / 265	28	Lowlanders Białystok
69	STAJER Marek	Offensive Linemen	1.77 / 5'10"	135 / 298	29	Panthers Wrocław
71	BEDNARCZYK Bartosz	Offensive Linemen	1.87 / 6'2"	115 / 254	28	Paris Mousquetaires
73	KRYSTECKI Jakub	Offensive Linemen	2.02 / 6'8"	135 / 298	28	Seahawks Gdynia
74	SLAWINSKI Mateusz	Offensive Linemen	1.88 / 6'2"	120 / 265	28	Warsaw Eagles
75	CIESŁOK Arkadiusz	Defensive Linemen	1.84 / 6'0"	114 / 251	25	Seahawks Gdynia
78	SZCZEK Mateusz	Defensive Linemen	1.95 / 6'5"	120 / 265	24	Lowlanders Białystok
79	WŁODARCZYK Maciej	Defensive Linemen	1.81 / 5'11"	150 / 331	31	Panthers Wrocław
80	NELIP Adam	Receivers	1.89 / 6'2"	100 / 220	24	Panthers Wrocław
81	MAZAN Jakub	Receivers	1.89 / 6'2"	92 / 203	24	Seahawks Gdynia
84	DOMINIK Grzegorz	Receivers	1.82 / 6'0"	80 / 176	25	Tychy Falcons
86	KORPAK Lukasz	Receivers	1.87 / 6'2"	109 / 240	21	Krakow Kings
91	ROSZKOWSKI Adam	Linebackers	1.92 / 6'4"	113 / 249	23	Seahawks Gdynia
95	STOLARCZYK Wojciech	Defensive Linemen	1.89 / 6'2"	100 / 220	25	Wrocław Outlaws
99	ROSOLEK Robert	Receivers	1.81 / 5'11"	105 / 231	28	Panthers Wrocław
Team Average:			1.84 / 6'1"	102 / 225	26.0	

Head Coach ARBON Brad


Timing and Results provided by  TISSOT



Team Roster

As of SAT 22 JUL 2017

LEGEND		
(C)	Captain	No. Shirt Number

Timing and Results provided by  **TISSOT**



Team Roster


As of MON 24 JUL 2017

USA - United States Of America

Shirt No.	Name	Playing Position	Height m / ft in	Weight kg / lbs	Age	Club
1	BATTLE Dean	Secondary			31	Panthers Wrocław
2	VAZQUEZ-DYER Oscar	Secondary			28	
3	COUNTRYMAN Cam	Receivers			23	
4	WILLINGHAM Dustin Hawke	Quarterback			33	
5	EATON Meech	Linebackers			33	
6	GAITOR III Terry	Receivers			23	
7	SHORES Davarus	Secondary			25	
9	HALL LaMar	Secondary	1.78 / 5'10"	95 / 209	27	
10	BLANKS Tyrell	Receivers			24	
11	van DERIPE Mike	Quarterback			27	
12	BROWN Mario	Receivers			28	
13	JONES Austin	Secondary			32	
14	SMITH Cody	Secondary			30	
15	PALMER Taylor	Defensive Linemen			28	
16	RICHARDSON TJ	Secondary			25	
17	RABB Preston	Quarterback			24	
18	BENSON Anthony	Receivers			25	
19	PERKINS Brett	Receivers			32	
22	McCATHERN Triston	Running Backs			26	
24	BERGERON Joe	Running Backs			24	
25	STEVENSON Gary	Linebackers			51	
26	CARLILE Billy	Defensive Linemen				
27	MOORHEAD John	Special teams			28	
28	SEABERG Ryan	Defensive Linemen			22	
40	REYNA Nick	Linebackers			26	
42	BLAIR Zachary	Linebackers			22	
44	FITZGERALD Patrick	Defensive Linemen			29	
52	van VLIET John	Defensive Linemen	1.88 / 6'2"	105 / 231	27	
53	REGAN Jabrai	Defensive Linemen			23	
60	JACKSON-CLEMONS Randall	Offensive Linemen			25	
70	CATTANEO Dante	Offensive Linemen			23	
71	JANEAU Eric	Offensive Linemen	1.93 / 6'4"	127 / 280	24	
72	PACKARD Zakkary	Offensive Linemen			24	
74	CATTANEO Giuliano	Offensive Linemen			23	
80	SWEET Nick	Receivers			20	
99	ZANIEWSKI Archie	Defensive Linemen			42	
Team Average:			1.86 / 6'1"	109 / 240	27.3	

Head Coach WYLAND Rudy

LEGEND	
(C)	Captain
No.	Shirt Number

Timing and Results provided by  **TISSOT**



Tournament Summary

As of MON 24 JUL 2017

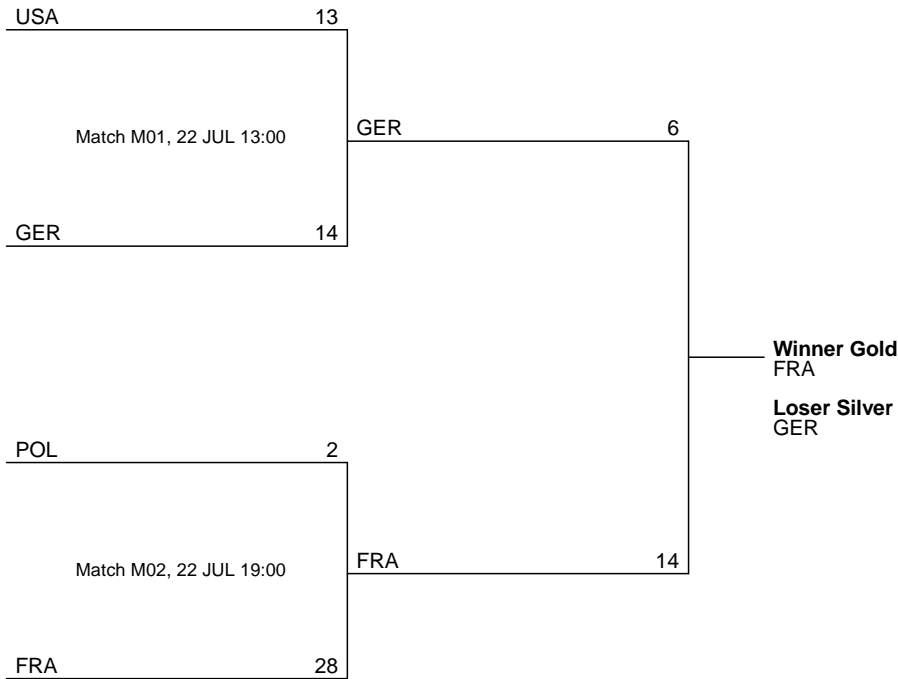
Knock out Round

Final Standings

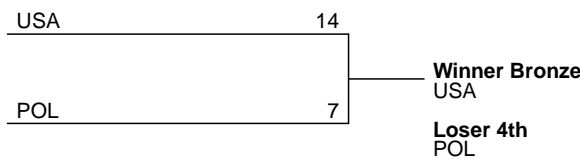
Medal	Rank	Team
Gold	1	France
Silver	2	Germany
Bronze	3	United States of America
	4	Poland

Semifinals

Gold Medal Game



Bronze Medal Game





Medallists

GOLD	SILVER	BRONZE
FRA - France	GER - Germany	USA - United States of America
1 COURAGEUX Pierre	2 HANSEN Thiadric	1 BATTLE Dean
5 DETHÉLOT Aymeric	3 GROOTEN Richard	2 VAZQUEZ-DYER Oscar
7 JEAN ALPHONSE Edris	4 MAU Benjamin	3 COUNTRYMAN Cam
8 DUPONCHELLE Jérémy	5 ADEGBESAN Aurieus	4 WILLINGHAM Dustin Hawke
9 LE GALLO Alexandre	6 GOMEZ Sebastian Silva	5 EATON Meech
12 DURAND Paul	7 JANSSEN Till Linus Luca Caleb	6 GAITOR III Terry
13 JAMES Andrew	8 ZIMMERMANN Paul	7 SHORES Davarus
14 FERRIER Victor	10 ROBINSON Tissi	9 HALL LaMar
15 FORTES Stéphane	11 WEISHAUPST Sonny Tim Robin	10 BLANKS Tyrell
16 ALIX Anthony	12 HAUPERT Alexander	11 van DERIPE Mike
19 DELAROQUE Charles	15 OWUSO Jason	12 BROWN Mario
21 DIKA BALOTOKEN Yann	16 BAUMGÄRTNER Yannik	13 JONES Austin
22 BEGOU Vincent	20 ABRAHAMSEN Jan	14 SMITH Cody
23 YEPMO Nguendjo Stephen Félix Thomas	21 KOEPPE Christian	15 PALMER Taylor
24 SEJEAN Sebastien	23 YASSAR Jazan	16 RICHARDSON TJ
27 BALAME-PUTU Murphy	24 POZNANSKI Joshua	17 RABB Preston
30 KHANDAR Nicolas	26 SCHERENBERG Marc	18 BENSON Anthony
31 AHIDAZAN Armel	29 NICK Tobias	19 PERKINS Brett
32 KARAMOKO Souleymane	30 POETSCH Patrick	22 McCATHERN Triston
33 MARCIN Sandy	34 AVANT Donnie Ray	24 BERGERON Joe
34 RONTET Brice	35 KRUSE Levi	25 STEVENSON Gary
36 ROGER Maxime, Alexis, Olivier	41 HOMRI Kerim	26 CARLILE Billy
40 SEBILLE Robin	43 MUELLER David	27 MOORHEAD John
42 JACQUIN Claudio	44 HELM Leon Vincent	28 SEABERG Ryan
43 FAYARD Matthieu	50 BRENNER Simon Georg	40 REYNA Nick
44 MWAMBA Kevin	52 MEIS Moritz	42 BLAIR Zachary
45 NANGUY Giovanni	53 SCHRAMM Hermann	44 FITZGERALD Patrick
50 ROUDEL Etienne	57 FENSCH Robin	52 van VLIET John
54 MIZIUS Averdie	66 LANSER Jan	53 REGAN Jabrai
59 FAUCON Romain	69 TOLKSDORF Philipp	60 JACKSON-CLEMONS Randall
61 KIDARI Raphael	74 KIEHL Yannic	70 CATTANEO Dante
69 BADIANE Nyohor	75 SCHMIDT Thomas	71 JANEAU Eric
70 DOUMBOUYA Doums	76 WAHL Aaron	72 PACKARD Zakkary
72 FAZER Jean-Amour	77 BINCZEK Harald	74 CATTANEO Giuliano
74 ELDIN Jean-philippe	78 ACHEAMPONG Lane	80 SWEET Nick
75 PEREIRA Bastien	81 OFORI Kwame	99 ZANIEWSKI Archie
76 NKISHI Willy	84 SCHALLO Mike	
78 MONTGENIE Arnaud	85 SCHUMANN Nicolai	
79 BORDIN Olivier	88 HINRICHS Hendrik	
80 TSIMI Nelson	90 WILD Maximilian	
81 ALEXANDRE Jeff	91 RAUCH Thomas	
83 AUTRET Pierrick	92 HOR Marc Anthony	
90 GNAHOVA Valentin	94 SEEMANN Paul	
91 BEKHEIRA Mehdi	96 RIEGER Sven	
92 MOUTON Robin	98 GAVANDA Simon Filippo	
	99 ARENTSEN Peter	



Game No: 3

Results

USA 14 - 7 POL

Referee: DOBOCZKY Z (GER)

	Q1	Q2	Q3	Q4	Total
USA	0	7	0	7	14
POL	0	0	7	0	7

USA - United States Of America

No.	Name	Touchdown			FG	PAT	2PT	SF	DEF TD
		Passing	Rushing	Receiving					
4	WILLINGHAM Dustin Hawke	2							
5	EATON Meech								
6	GAITOR III Terry								
7	SHORES Davarus								
9	HALL LaMar								
10	BLANKS Tyrell			1					
12	BROWN Mario			1					
14	SMITH Cody								
15	PALMER Taylor								
16	RICHARDSON TJ								
19	PERKINS Brett								
22	McCATHERN Triston								
26	CARLILE Billy								
28	SEABERG Ryan								
40	REYNA Nick								
42	BLAIR Zachary								
52	van VLIET John								
60	JACKSON-CLEMONS Randall								
70	CATTANEO Dante								
71	JANEAU Eric								
72	PACKARD Zakkary								
74	CATTANEO Giuliano								
Scorer									
27	MOORHEAD John				0 / 2	2 / 2			
Total:		2		2	0 / 2	2 / 2			

POL - Poland

No.	Name	Touchdown			FG	PAT	2PT	SF	DEF TD
		Passing	Rushing	Receiving					
1	SKAKOWSKI Adam								
2	SZREJBER Zbigniew								
3	MATKOWSKI Patryk								
5	OGRODOWCZYK Hubert								
15	DZIEDZIC Bartosz								
17	SWIATEK Pawel								
25	LARY Adam								
30	OMONDI Antoni								
31	KURCIUS Kacper								
54	BARCZAK Szymon								
55	ROGACZEWSKI Rafal								
67	WESOLOWSKI Damian								
69	STAJER Marek								
71	BEDNARCZYK Bartosz								
73	KRYSTECKI Jakub								
74	SLAWINSKI Mateusz								
75	CIESLOK Arkadiusz								
78	SZCZEK Mateusz								
81	MAZAN Jakub								
86	KORPAK Lukasz								
91	ROSZKOWSKI Adam								
95	STOLARCZYK Wojciech								
Scorer									
12	ZAK Karol	1							
80	NELIP Adam			1		1 / 1			
Total:		1		1		1 / 1			

1st Quarter

Time	Team	No.	Name	Action	Score
05:16	USA	27	MOORHEAD J	Field Goal is no good	

2nd Quarter

Time	Team	No.	Name	Action	Score
------	------	-----	------	--------	-------



Game No: 3

Results

11:00	USA	27	MOORHEAD J	Field Goal is no good	
00:52	USA	10	BLANKS T	Receiving Touchdown (pass from WILLINGHAM DH)	6 - 0
00:52	USA	27	MOORHEAD J	PAT is good	7 - 0


3rd Quarter

Time	Team	No.	Name	Action	Score
02:04	POL	80	NELIP A	Receiving Touchdown (pass from ZAK K)	7 - 6
02:04	POL	80	NELIP A	PAT is good	7 - 7

4th Quarter

Time	Team	No.	Name	Action	Score
06:44	USA	12	BROWN M	Receiving Touchdown (pass from WILLINGHAM DH)	13 - 7
06:44	USA	27	MOORHEAD J	PAT is good	14 - 7

LEGEND					
(C)	Captain	2PT	2 Point Conversion	DEF TD	Defensive Touchdown
PAT	Field goal in point after try	SF	Safety	E	Team Action
				FG	Field Goals

Timing and Results provided by  TISSOT



THE WORLD GAMES
WROCLAW 2017

Olympic Stadium

MON 24 JUL 2017
Start Time: 19:00

American Football

Men's

Gold Medal Game



Game No: 4

Results

GER 6 - 14 FRA

Referee: WALENTYNOWICZ K (POL)

	Q1	Q2	Q3	Q4	Total
GER	6	0	0	0	6
FRA	0	7	0	7	14

GER - Germany

No.	Name	Touchdown			FG	PAT	2PT	SF	DEF TD
		Passing	Rushing	Receiving					
2	HANSEN Thiadric								
5	ADEGBESAN Aurieus								
6	GOMEZ Sebastian Silva								
7	JANSSEN Till Linus Luca Caleb								
8	ZIMMERMANN Paul	1							
15	OWUSO Jason								
24	POZNANSKI Joshua								
26	SCHERENBERG Marc								
29	NICK Tobias								
41	HOMRI Kerim								
52	MEIS Moritz								
57	FENSCH Robin								
66	LANSER Jan								
74	KIEHL Yannic								
76	WAHL Aaron								
77	BINCZEK Harald								
81	OFORI Kwame			1					
84	SCHALLO Mike								
85	SCHUMANN Nicolai								
92	HOR Marc Anthony								
98	GAVANDA Simon Filippo								
99	ARENTSEN Peter								
Total:		1		1		0 / 1			

FRA - France

No.	Name	Touchdown			FG	PAT	2PT	SF	DEF TD
		Passing	Rushing	Receiving					
1	COURAGEUX Pierre								
7	JEAN ALPHONSE Edris								
9	LE GALLO Alexandre								
12	DURAND Paul	1							
13	JAMES Andrew								
23	YEPMO Nguendjo Stephen Félix Thomas		1						
24	SEJEAN Sebastien								
33	MARCIN Sandy								
34	RONDET Brice								
42	JACQUIN Claudio								
43	FAYARD Matthieu								
54	MIZIUS Averdie								
69	BADIANE Nyohor								
70	DOUMBOUYA Doums								
72	FAZER Jean-Amour								
75	PEREIRA Bastien								
79	BORDIN Olivier								
80	TSIMI Nelson								
81	ALEXANDRE Jeff					2 / 2			
90	GNAHOVA Valentin								
91	BEKHEIRA Mehdi								
92	MOUTON Robin								
Scorer									
40	SEBEILLE Robin			1					
Total:		1	1	1		2 / 2			

1st Quarter

Time	Team	No.	Name	Action	Score
01:36	GER	81	OFORI K	Receiving Touchdown (pass from ZIMMERMANN P)	6 - 0
01:36	GER	91	RAUCH T	PAT is no good	

2nd Quarter

Time	Team	No.	Name	Action	Score
------	------	-----	------	--------	-------

Timing and Results provided by TISSOT




Game No: 4

Results

09:50	FRA	40	SEBEILLE R	Receiving Touchdown (pass from DURAND P)	6 - 6
09:50	FRA	81	ALEXANDRE J	PAT is good	6 - 7

4th Quarter					
Time	Team	No.	Name	Action	Score
02:02	FRA	23	YEPMO NSFT	Rushing Touchdown	6 - 13
02:02	FRA	81	ALEXANDRE J	PAT is good	6 - 14

LEGEND					
(C)	Captain	2PT	2 Point Conversion	DEF TD	Defensive Touchdown
PAT	Field goal in point after try	SF	Safety	E	Team Action
				FG	Field Goals

Timing and Results provided by  TISSOT



Game No: 1

Results

USA 13 - 14 GER

Referee: PEREZ-CANTO J (FRA)

	Q1	Q2	Q3	Q4	Total
USA	0	7	6	0	13
GER	0	7	0	7	14

USA - United States Of America

No.	Name	Touchdown			FG	PAT	2PT	SF	DEF TD
		Passing	Rushing	Receiving					
1	BATTLE Dean								
2	VAZQUEZ-DYER Oscar								
3	COUNTRYMAN Cam								
4	WILLINGHAM Dustin Hawke	2							
5	EATON Meech								
6	GAITOR III Terry			1					
7	SHORES Davarus								
9	HALL LaMar								
10	BLANKS Tyrell			1					
11	van DERIPE Mike								
12	BROWN Mario								
13	JONES Austin								
14	SMITH Cody								
15	PALMER Taylor								
16	RICHARDSON TJ								
17	RABB Preston								
18	BENSON Anthony								
19	PERKINS Brett								
22	McCATHERN Triston								
24	BERGERON Joe								
25	STEVENSON Gary								
26	BREAKER Timothy								
Scorer									
27	MOORHEAD John					1 / 2			
Total:		2		2		1 / 2			

GER - Germany

No.	Name	Touchdown			FG	PAT	2PT	SF	DEF TD
		Passing	Rushing	Receiving					
2	HANSEN Thiadric								
5	ADEGBESAN Aurieus			1					
10	ROBINSON Tissi								
12	HAUPT Alexander	1							
15	OWUSO Jason								
24	POZNANSKI Joshua								
26	SCHERENBERG Marc								
29	NICK Tobias								
34	AVANT Donnie Ray								
41	HOMRI Kerim								
57	FENSCH Robin								
66	LANSER Jan								
74	KIEHL Yannic								
75	SCHMIDT Thomas								
77	BINCZEK Harald								
81	OFORI Kwame			1					
84	SCHALLO Mike								
85	SCHUMANN Nicolai								
90	WILD Maximilian								
91	RAUCH Thomas				0 / 4	2 / 2			
94	SEEMANN Paul								
96	RIEGER Sven								
Scorer									
8	ZIMMERMANN Paul	1							
Total:		2		2	0 / 4	2 / 2			

1st Quarter

Time	Team	No.	Name	Action	Score
01:28	GER	91	RAUCH T	Field Goal is no good	

2nd Quarter

Time	Team	No.	Name	Action	Score
------	------	-----	------	--------	-------

Timing and Results provided by 



THE WORLD GAMES
WROCLAW 2017

Olympic Stadium

SAT 22 JUL 2017
Start Time: 13:00

American Football

Men's

Semifinal Game



Game No: 1

Results

10:27	GER	91	RAUCH T	Field Goal is no good	
03:57	GER	5	ADEGBESAN A	Receiving Touchdown (pass from HAUPERT A)	0 - 6
03:57	GER	91	RAUCH T	PAT is good	0 - 7
03:15	USA	6	GAITOR III T	Receiving Touchdown (pass from WILLINGHAM DH)	6 - 7
03:15	USA	27	MOORHEAD J	PAT is good	7 - 7
00:00	GER	91	RAUCH T	Field Goal is no good	

3rd Quarter

Time	Team	No.	Name	Action	Score
04:14	USA	10	BLANKS T	Receiving Touchdown (pass from WILLINGHAM DH)	13 - 7
04:14	USA	27	MOORHEAD J	PAT is no good	

4th Quarter

Time	Team	No.	Name	Action	Score
11:52	GER	81	OFORI K	Receiving Touchdown (pass from ZIMMERMANN P)	13 - 13
11:52	GER	91	RAUCH T	PAT is good	13 - 14
08:49	GER	91	RAUCH T	Field Goal is no good	

LEGEND

(C)	Captain	2PT	2 Point Conversion	DEF TD	Defensive Touchdown	FG	Field Goals
PAT	Field goal in point after try	SF	Safety	E	Team Action		

Timing and Results provided by TISSOT



Game No: 2

Results

POL 2 - 28 FRA

Referee: DOBOCZKY Z (GER)

	Q1	Q2	Q3	Q4	Total
POL	0	2	0	0	2
FRA	7	14	7	0	28

POL - Poland

No.	Name	Touchdown			FG	PAT	2PT	SF	DEF TD
		Passing	Rushing	Receiving					
Total:					0 / 1			1	

FRA - France

No.	Name	Touchdown			FG	PAT	2PT	SF	DEF TD
		Passing	Rushing	Receiving					
Scorer									
12	DURAND Paul	3							
13	JAMES Andrew			3					
23	YEPMO Nguendjo Stephen Félix Thomas		1						
81	ALEXANDRE Jeff				4 / 4				
Total:		3	1	3	4 / 4				

1st Quarter

Time	Team	No.	Name	Action	Score
10:37	POL	80	NELIP A	Field Goal is no good	
04:46	FRA	13	JAMES A	Receiving Touchdown (pass from DURAND P)	0 - 6
04:46	FRA	81	ALEXANDRE J	PAT is good	0 - 7

2nd Quarter


Time	Team	No.	Name	Action	Score
11:58	POL	E		Safety	2 - 7
08:03	FRA	13	JAMES A	Receiving Touchdown (pass from DURAND P)	2 - 13
08:03	FRA	81	ALEXANDRE J	PAT is good	2 - 14
00:02	FRA	23	YEPMO NSFT	Rushing Touchdown	2 - 20
00:02	FRA	81	ALEXANDRE J	PAT is good	2 - 21

3rd Quarter

Time	Team	No.	Name	Action	Score
04:09	FRA	13	JAMES A	Receiving Touchdown (pass from DURAND P)	2 - 27
04:09	FRA	81	ALEXANDRE J	PAT is good	2 - 28

LEGEND

(C)	Captain	2PT	2 Point Conversion	DEF TD	Defensive Touchdown	FG	Field Goals
PAT	Field goal in point after try	SF	Safety	E	Team Action		

Timing and Results provided by  TISSOT

RESULTS BOOK



Archery



THE WORLD GAMES
WROCLAW 2017

T+TISSOT
SWISS WATCHES SINCE 1853

RESULTS BOOK

TABLE OF CONTENT

6	Archery	132
6.1	Table of Contents	133
6.2	Number of Entries by NOC	139
6.3	Medallists by Event	140
6.4	Medal Standings	141
6.5	Men's Barebow	142
6.5.1	Brackets	143
6.5.2	Medallists	144
6.5.3	Finals	145
6.5.3.1	Bronze Medal Match Results	145
6.5.3.2	Gold Medal Match Results	146
6.5.4	Semifinal	147
6.5.4.1	Semifinal 1 Results	147
6.5.4.2	Semifinal 2 Results	148
6.5.5	Elimination - Pool B	149
6.5.5.1	Match 1 Results	149
6.5.5.2	Match 2 Results	150
6.5.5.3	Match 3 Results	151
6.5.5.4	Match 4 Results	152
6.5.6	Elimination - Pool A	153
6.5.6.1	Match 1 Results	153
6.5.6.2	Match 2 Results	154
6.5.6.3	Match 3 Results	155
6.5.6.4	Match 4 Results	156
6.5.7	Exhibition Match	157
6.5.7.1	Results	157
6.5.8	Qualification	158
6.5.8.1	Unmarked Results	158





6.5.8.2	Marked Results	159
6.6	Men's Compound	160
6.6.1	Brackets	161
6.6.2	Medallists	162
6.6.3	Finals	163
6.6.3.1	Bronze Medal Match Results	163
6.6.3.2	Gold Medal Match Results	164
6.6.4	Semifinal	165
6.6.4.1	Semifinal 1 Results	165
6.6.4.2	Semifinal 2 Results	166
6.6.5	Quarterfinal	167
6.6.5.1	Match 1 Results	167
6.6.5.2	Match 2 Results	168
6.6.5.3	Match 3 Results	169
6.6.5.4	Match 4 Results	170
6.6.6	Round of 16	171
6.6.6.1	Match 1 Results	171
6.6.6.2	Match 2 Results	172
6.6.6.3	Match 3 Results	173
6.6.6.4	Match 4 Results	174
6.6.6.5	Match 5 Results	175
6.6.6.6	Match 6 Results	176
6.6.6.7	Match 7 Results	177
6.6.6.8	Match 8 Results	178
6.6.7	Round of 32	179
6.6.7.1	Match 2 Results	179
6.6.7.2	Match 3 Results	180
6.6.7.3	Match 6 Results	181
6.6.7.4	Match 7 Results	182
6.6.7.5	Match 10 Results	183
6.6.7.6	Match 11 Results	184
6.6.7.7	Match 14 Results	185
6.6.7.8	Match 15 Results	186
6.6.8	Qualification	187
6.6.8.1	Results	187
6.7	Men's Recurve	188
6.7.1	Brackets	189
6.7.2	Medallists	190
6.7.3	Finals	191





6.7.3.1	Bronze Medal Match Results	191
6.7.3.2	Gold Medal Match Results	192
6.7.4	Semifinal	193
6.7.4.1	Semifinal 1 Results	193
6.7.4.2	Semifinal 2 Results	194
6.7.5	Elimination - Pool B	195
6.7.5.1	Match 1 Results	195
6.7.5.2	Match 2 Results	196
6.7.5.3	Match 3 Results	197
6.7.5.4	Match 4 Results	198
6.7.6	Elimination - Pool A	199
6.7.6.1	Match 1 Results	199
6.7.6.2	Match 2 Results	200
6.7.6.3	Match 3 Results	201
6.7.6.4	Match 4 Results	202
6.7.7	Exhibition Match	203
6.7.7.1	Results	203
6.7.8	Qualification	204
6.7.8.1	Unmarked Results	204
6.7.8.2	Marked Results	205
6.8	Women's Barebow	206
6.8.1	Brackets	207
6.8.2	Medallists	208
6.8.3	Finals	209
6.8.3.1	Bronze Medal Match Results	209
6.8.3.2	Gold Medal Match Results	210
6.8.4	Semifinal	211
6.8.4.1	Semifinal 1 Results	211
6.8.4.2	Semifinal 1 Results	212
6.8.5	Elimination - Pool B	213
6.8.5.1	Match 1 Results	213
6.8.5.2	Match 2 Results	214
6.8.5.3	Match 3 Results	215
6.8.5.4	Match 4 Results	216
6.8.6	Elimination - Pool A	217
6.8.6.1	Match 1 Results	217
6.8.6.2	Match 2 Results	218
6.8.6.3	Match 3 Results	219
6.8.6.4	Match 4 Results	220






6.8.7	Exhibition Match	221
6.8.7.1	Results	221
6.8.8	Qualification	222
6.8.8.1	Unmarked Results	222
6.8.8.2	Marked Results	223
6.9	Women's Compound	224
6.9.1	Brackets	225
6.9.2	Medallists	226
6.9.3	Finals	227
6.9.3.1	Bronze Medal Match Results	227
6.9.3.2	Gold Medal Match Results	228
6.9.4	Semifinal	229
6.9.4.1	Semifinal 1 Results	229
6.9.4.2	Semifinal 2 Results	230
6.9.5	Quarterfinal	231
6.9.5.1	Match 1 Results	231
6.9.5.2	Match 2 Results	232
6.9.5.3	Match 3 Results	233
6.9.5.4	Match 4 Results	234
6.9.6	Round of 16	235
6.9.6.1	Match 1 Results	235
6.9.6.2	Match 2 Results	236
6.9.6.3	Match 3 Results	237
6.9.6.4	Match 4 Results	238
6.9.6.5	Match 5 Results	239
6.9.6.6	Match 6 Results	240
6.9.6.7	Match 7 Results	241
6.9.6.8	Match 8 Results	242
6.9.7	Round of 32	243
6.9.7.1	Match 2 Results	243
6.9.7.2	Match 3 Results	244
6.9.7.3	Match 6 Results	245
6.9.7.4	Match 7 Results	246
6.9.7.5	Match 10 Results	247
6.9.7.6	Match 11 Results	248
6.9.7.7	Match 14 Results	249
6.9.7.8	Match 15 Results	250
6.9.8	Qualification	251
6.9.8.1	Results	251





6.10	Women's Recurve	252
6.10.1	Brackets	253
6.10.2	Medallists	254
6.10.3	Finals	255
6.10.3.1	Bronze Medal Match Results	255
6.10.3.2	Gold Medal Match Results	256
6.10.4	Semifinal	257
6.10.4.1	Semifinal 1	257
6.10.4.2	Semifinal 2	257
6.10.5	Elimination - Pool B	257
6.10.5.1	Match 1 Results	257
6.10.5.2	Match 2 Results	258
6.10.5.3	Match 3 Results	259
6.10.5.4	Match 4 Results	260
6.10.6	Elimination - Pool A	261
6.10.6.1	Match 1 Results	261
6.10.6.2	Match 2 Results	262
6.10.6.3	Match 3 Results	263
6.10.6.4	Match 4 Results	264
6.10.7	Exhibition Match	265
6.10.7.1	Results	265
6.10.8	Qualification	266
6.10.8.1	Unmarked Results	266
6.10.8.2	Marked Results	267
6.11	Mixed Team Compound	268
6.11.1	Brackets	269
6.11.2	Medallists	270
6.11.3	Finals	271
6.11.3.1	Bronze Medal Match Results	271
6.11.3.2	Gold Medal Match Results	272
6.11.4	Semifinal	273
6.11.4.1	Semifinal 1 Results	273
6.11.4.2	Semifinal 2 Results	274
6.11.5	Quarterfinal	275
6.11.5.1	Match 1 Results	275
6.11.5.2	Match 2 Results	276
6.11.5.3	Match 3 Results	277
6.11.5.4	Match 4 Results	278





Number of Entries by NOC

As of SAT 22 JUL 2017

	Men				Women				Total Athletes
	Barebow	Compound	Recurve	Total Entries	Barebow	Compound	Recurve	Total Entries	
AUS - Australia	1	2		3		2		2	5
AUT - Austria	1			1			1	1	2
BEL - Belgium						1	1	2	2
COL - Colombia		1		1		1		1	2
CRO - Croatia		2	1	3					3
CZE - Czech Republic					1		1	2	2
DEN - Denmark		2		2		1		1	3
EGY - Egypt						1		1	1
ESA - El Salvador		1		1					1
ESP - Spain	1	1		2		1		1	3
FIN - Finland	1		1	2	1			1	3
FRA - France	1	2	1	4	2	1		3	7
GBR - Great Britain			1	1	1		2	3	4
GER - Germany			1	1	1		1	2	3
HUN - Hungary	1		1	2					2
IND - India		1		1					1
IRI - Islamic Republic of Iran		1		1		1		1	2
ITA - Italy	1		1	2	1	1	1	3	5
JPN - Japan			1	1	1			1	2
KOR - Republic of Korea						1		1	1
MAS - Malaysia		2		2					2
MEX - Mexico		1		1		2		2	3
NAM - Namibia		1		1		1		1	2
NED - Netherlands		2		2		1		1	3
PHI - Philippines						1		1	1
POL - Poland	1	1	1	3	1	1	2	4	7
PUR - Puerto Rico						1		1	1
RSA - South Africa		2		2					2
RUS - Russian Federation						2		2	2
SLO - Slovenia					1	1	1	3	3
SRB - Serbia	1			1					1
SWE - Sweden	2		1	3	1		1	2	5
TPE - Chinese Taipei						1		1	1
USA - United States of America	1	2	2	5	1	2	1	4	9
Total	12	24	12	48	12	24	12	48	96



Medallists by Event

As of SUN 30 JUL 2017

After 7 of 7 Events

Event Name	Date	Medal	Name	NOC Code
Men's Compound	SUN 30 JUL	GOLD	HANSEN Stephan	DEN
		SILVER	EBADI Esmail	IRI
		BRONZE	BUDEN Domagoj	CRO
Women's Compound	SUN 30 JUL	GOLD	LOPEZ Sara	COL
		SILVER	ELLISON Toja	SLO
		BRONZE	COLIN Christie	USA
Mixed Team Compound	SUN 30 JUL	GOLD	HANSEN Stephan SONNICHSEN Sarah	DEN
		SILVER	GONZALEZ Rodolfo OCHOA-ANDERSON Linda	MEX
		BRONZE	COX Cassidy SCHAFF Kris	USA
Men's Barebow	FRI 28 JUL	GOLD	KAKAS Istvan	HUN
		SILVER	DEMMER III John	USA
		BRONZE	OTTOSSON Martin	SWE
Women's Barebow	FRI 28 JUL	GOLD	NOZIGLIA Cinzia	ITA
		SILVER	BJORKLUND Lina	SWE
		BRONZE	MACKOVA Martina	CZE
Men's Recurve	TUE 25 JUL	GOLD	TONELLI Amedeo	ITA
		SILVER	ELLISON Brady	USA
		BRONZE	OONUKI Wataru	JPN
Women's Recurve	TUE 25 JUL	GOLD	UNRUH Lisa	GER
		SILVER	FOLKARD Naomi	GBR
		BRONZE	TOMASI Jessica	ITA



Medal Standings


As of SUN 30 JUL 2017

After 7 of 7 Events

Rank	NOC	Men				Women				Mixed				Total				Rank by Total
		G	S	B	Tot	G	S	B	Tot	G	S	B	Tot	G	S	B	Tot	
1	ITA - Italy	1			1	1		1	2					2		1	3	2
2	DEN - Denmark	1			1					1			1	2			2	=3
3	COL - Colombia					1			1					1			1	=5
3	GER - Germany					1			1					1			1	=5
3	HUN - Hungary	1			1									1			1	=5
6	USA - United States of America		2		2			1	1			1	1		2	2	4	1
7	SWE - Sweden			1	1		1		1						1	1	2	=3
8	GBR - Great Britain						1		1						1		1	=5
8	IRI - Islamic Republic of Iran		1		1										1		1	=5
8	MEX - Mexico										1		1		1		1	=5
8	SLO - Slovenia						1		1						1		1	=5
12	CRO - Croatia			1	1											1	1	=5
12	CZE - Czech Republic							1	1							1	1	=5
12	JPN - Japan			1	1											1	1	=5
	Total:	3	3	3	9	3	3	3	9	1	1	1	3	7	7	7	21	

Legend:

= Equal sign indicates that two or more NOCs share the same rank by total **B** Bronze **G** Gold **S** Silver **Tot** Total

Timing and Results provided by  **TISSOT**

RESULTS BOOK



Archery Men's Barebow



THE WORLD GAMES
WROCLAW 2017

T+TISSOT
SWISS WATCHES SINCE 1853



Brackets

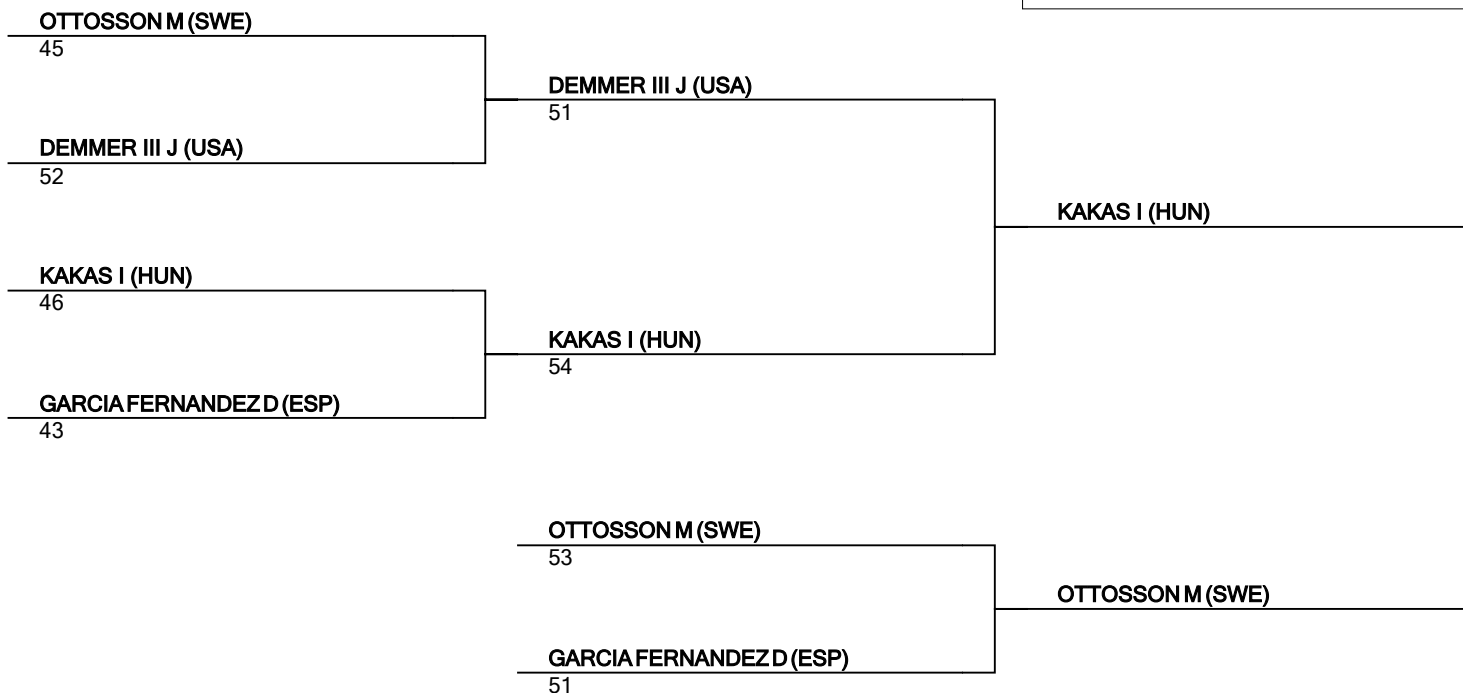
As of FRI 28 JUL 2017


Semifinals

Finals

MEDALLISTS

Gold	KAKAS I	HUN
Silver	DEMME III J	USA
Bronze	OTTOSSON M	SWE





Medallists

As of FRI 28 JUL 2017

Medal	Name	NOC
GOLD	KAKAS Istvan	HUN - Hungary
SILVER	DEMMER III John	USA - United States of America
BRONZE	OTTOSSON Martin	SWE - Sweden



Results

Name: **OTTOSSON Martin (SWE)**

Athlete No: **2**

Winner

End	Arrows			Score	Total
1	5	5	6	16	16
2	4	2	3	9	25
3	4	5	4	13	38
4	5	5	5	15	53

Match Total:	53
--------------	----

Name: **GARCIA FERNANDEZ David (ESP)**

Athlete No: **1**

End	Arrows			Score	Total
1	4	4	6	14	14
2	3	3	4	10	24
3	4	4	4	12	36
4	6	4	5	15	51

Match Total:	51
--------------	----



Results

Name: **DEMMER III John (USA)**
Athlete No: **6**

End	Arrows			Score	Total
1	5	4	4	13	13
2	4	5	4	13	26
3	4	5	4	13	39
4	3	5	4	12	51

Match Total:	51
--------------	----

Name: **KAKAS Istvan (HUN)**
Athlete No: **5**

Winner

End	Arrows			Score	Total
1	6	6	4	16	16
2	3	3	4	10	26
3	4	5	4	13	39
4	4	5	6	15	54

Match Total:	54
--------------	----



Results

Name: **OTTOSSON Martin (SWE)**
Athlete No: **2**

End	Arrows			Score	Total
1	4	6	4	14	14
2	3	6	5	14	28
3	4	4	4	12	40
4	M	3	2	5	45

Match Total:	45
--------------	----

Name: **DEMMER III John (USA)**
Athlete No: **6**

Winner

End	Arrows			Score	Total
1	4	4	4	12	12
2	3	4	3	10	22
3	5	6	4	15	37
4	5	6	4	15	52

Match Total:	52
--------------	----



Results

Name: **KAKAS Istvan (HUN)**

Athlete No: **5**

Winner

End	Arrows			Score	Total
1	3	2	4	9	9
2	5	5	4	14	23
3	3	5	5	13	36
4	3	3	4	10	46

Match Total:	46
--------------	----

Name: **GARCIA FERNANDEZ David (ESP)**

Athlete No: **1**

End	Arrows			Score	Total
1	2	2	5	9	9
2	4	5	4	13	22
3	3	4	5	12	34
4	3	1	5	9	43

Match Total:	43
--------------	----



Results

Name: **SIEJKO Mateusz (POL)**
Athlete No: **12**

End	Arrows			Score	Total
1	1	3	M	4	4
2	2	1	M	3	7
3	5	3	M	8	15
4	3	M	M	3	18
5	2	4	3	9	27
6	1	M	M	1	28

Match Total:	28
--------------	----

Name: **FISHER Mick (AUS)**
Athlete No: **9**

Winner					
End	Arrows			Score	Total
1	5	5	3	13	13
2	5	3	4	12	25
3	4	1	2	7	32
4	4	6	4	14	46
5	4	5	4	13	59
6	4	3	3	10	69

Match Total:	69
--------------	----



Results

Name: **FISHER Mick (AUS)**
Athlete No: **9**

Winner

End	Arrows			Score	Total
1	2	4	4	10	10
2	6	5	6	17	27
3	4	5	6	15	42
4	1	4	5	10	52
5	4	5	4	13	65
6	4	4	4	12	77

Match Total:	77
--------------	----

Name: **KOROKNAY Karoly (SRB)**
Athlete No: **8**

End	Arrows			Score	Total
1	3	4	3	10	10
2	6	6	6	18	28
3	5	4	3	12	40
4	3	4	5	12	52
5	3	4	3	10	62
6	2	4	4	10	72

Match Total:	72
--------------	----



Results

Name: **FISHER Mick (AUS)**
Athlete No: **9**

End	Arrows			Score	Total
1	6	5	5	16	16
2	4	3	4	11	27
3	4	4	5	13	40
4	3	4	3	10	50
5	4	6	M	10	60
6	4	5	6	15	75

Match Total:	75
--------------	----

Name: **KAKAS Istvan (HUN)**
Athlete No: **5**

Winner					
End	Arrows			Score	Total
1	4	5	6	15	15
2	6	5	4	15	30
3	4	5	5	14	44
4	6	4	5	15	59
5	4	5	6	15	74
6	3	3	3	9	83

Match Total:	83
--------------	----



Results

Name: **KAKAS Istvan (HUN)**
Athlete No: **5**

Winner

End	Arrows			Score	Total
1	4	4	5	13	13
2	6	4	6	16	29
3	5	5	5	15	44
4	4	5	5	14	58
5	4	5	4	13	71
6	3	5	4	12	83

Match Total:	83
--------------	----

Name: **JONSSON Erik (SWE)**
Athlete No: **4**

End	Arrows			Score	Total
1	2	6	5	13	13
2	5	4	4	13	26
3	4	6	5	15	41
4	1	5	5	11	52
5	5	3	5	13	65
6	6	5	1	12	77

Match Total:	77
--------------	----



Results

Name: **ROY Olivier (FRA)**
Athlete No: **10**

Winner

End	Arrows			Score	Total
1	4	5	3	12	12
2	4	4	5	13	25
3	5	5	4	14	39
4	4	3	5	12	51
5	5	4	4	13	64
6	4	4	4	12	76

Match Total:	76
--------------	----

Name: **KERSCHBACHER Gust (AUT)**
Athlete No: **11**

End	Arrows			Score	Total
1	3	4	6	13	13
2	3	6	3	12	25
3	2	3	4	9	34
4	3	4	3	10	44
5	6	1	M	7	51
6	2	3	4	9	60

Match Total:	60
--------------	----



Results

Name: **AHJOKIVI Pasi (FIN)**
Athlete No: **7**

Winner

End	Arrows			Score	Total
1	3	4	2	9	9
2	6	5	5	16	25
3	4	4	4	12	37
4	4	2	4	10	47
5	6	4	3	13	60
6	4	2	3	9	69

Match Total:	69
--------------	----

Name: **ROY Olivier (FRA)**
Athlete No: **10**

End	Arrows			Score	Total
1	4	4	3	11	11
2	5	4	6	15	26
3	5	4	4	13	39
4	2	4	3	9	48
5	4	4	4	12	60
6	3	M	1	4	64

Match Total:	64
--------------	----



Results

Name: **DEMMER III John (USA)**
Athlete No: **6**

Winner


End	Arrows			Score	Total
1	4	4	5	13	13
2	5	6	5	16	29
3	5	4	4	13	42
4	5	4	5	14	56
5	5	4	5	14	70
6	4	2	5	11	81

Match Total:	81
--------------	----

Name: **AHJOKIVI Pasi (FIN)**
Athlete No: **7**

End	Arrows			Score	Total
1	6	2	5	13	13
2	3	6	4	13	26
3	6	3	4	13	39
4	4	6	4	14	53
5	4	3	2	9	62
6	3	4	6	13	75

Match Total:	75
--------------	----



Results

Name: **SEIMANDI Giuseppe (ITA)**
Athlete No: **3**

End	Arrows			Score	Total
1	5	5	4	14	14
2	3	5	2	10	24
3	5	4	5	14	38
4	4	5	6	15	53
5	3	4	5	12	65
6	6	3	2	11	76

Match Total:	76
--------------	----

Name: **DEMME III John (USA)**
Athlete No: **6**

Winner					
End	Arrows			Score	Total
1	5	5	4	14	14
2	4	4	6	14	28
3	5	4	5	14	42
4	6	5	4	15	57
5	6	4	4	14	71
6	1	3	4	8	79

Match Total:	79
--------------	----



Results

Name: **GARCIA FERNANDEZ David (ESP)**

Athlete No: 1

Winner

End	Arrows			Score	Total
1	6	4	6	16	16
2	6	6	6	18	34
3	5	4	6	15	49
4	4	3	4	11	60
5	4	6	5	15	75
6	5	3	5	13	88

Match Total:	88
--------------	----

Name: **OTTOSSON Martin (SWE)**

Athlete No: 2

End	Arrows			Score	Total
1	4	4	4	12	12
2	5	5	6	16	28
3	4	5	5	14	42
4	3	5	6	14	56
5	5	5	6	16	72
6	3	4	4	11	83

Match Total:	83
--------------	----



Results

Rank	Target	Name	NOC Code	Unmarked		Marked		6s	5s	Total Score	Shoot Off	Remark
				Score	Rank	Score	Rank					
1	001A	OTTOSSON Martin	SWE	180	1			13	14	180		
2	005A	GARCIA FERNANDEZ David	ESP	178	2			12	10	178		
3	003D	KAKAS Istvan	HUN	176	3			12	12	176		
4	001C	DEMME III John	USA	173	4			10	14	173		
5	005D	SEIMANDI Giuseppe	ITA	172	5			8	12	172		
6	005C	JONSSON Erik	SWE	170	6			8	12	170		
7	005B	AHJOKIVI Pasi	FIN	168	7			7	15	168		
8	001D	KOROKNAY Karoly	SRB	161	8			10	13	161		
9	003C	FISHER Mick	AUS	160	9			10	9	160		
10	003A	KERSCHBACHER Gust	AUT	155	10			3	12	155		
11	001B	ROY Olivier	FRA	154	11			4	10	154		
12	003B	SIEJKO Mateusz	POL	126	12			3	2	126		



Results

Rank	Target	Name	NOC Code	Unmarked		Marked		6s	5s	Total Score	Shoot Off	Remark
				Score	Rank	Score	Rank					
1	007B	GARCIA FERNANDEZ David	ESP	178	2	170	1	20	22	348		Q
2	007A	OTTOSSON Martin	SWE	180	1	167	4	23	26	347		Q
3	009A	SEIMANDI Giuseppe	ITA	172	5	169	3	18	19	341		Q
4	009B	JONSSON Erik	SWE	170	6	170	2	15	28	340		Q
5	007C	KAKAS Istvan	HUN	176	3	163	6	20	23	339		Q
6	007D	DEMME III John	USA	173	4	166	5	18	23	339		Q
7	009C	AHJOKIVI Pasi	FIN	168	7	162	7	15	20	330		Q
8	009D	KOROKNAY Karoly	SRB	161	8	157	9	17	19	318		Q
9	011A	FISHER Mick	AUS	160	9	155	10	13	20	315		Q
10	011C	ROY Olivier	FRA	154	11	160	8	10	19	314		Q
11	011B	KERSCHBACHER Gust	AUT	155	10	144	11	8	20	299		Q
12	011D	SIEJKO Mateusz	POL	126	12	102	12	4	5	228		Q

Legend:

Q Qualified

RESULTS BOOK



Archery Men's Compound




THE WORLD GAMES
WROCLAW 2017


T+TISSOT
SWISS WATCHES SINCE 1853



Brackets

As of SUN 30 JUL 2017





Medallists

As of SUN 30 JUL 2017

Medal	Name	NOC
GOLD	HANSEN Stephan	DEN - Denmark
SILVER	EBADI Esmaeil	IRI - Islamic Republic of Iran
BRONZE	BUDEN Domagoj	CRO - Croatia



Results

Name: **ELZINGA Peter (NED)**
Athlete No: **5**

End	Arrows			Score	Total
1	X	9	X	29	29
2	9	10	X	29	58
3	10	10	9	29	87
4	9	9	9	27	114
5	10	9	8	27	141

Match Total:	141
--------------	-----

Name: **BUDEN Domagoj (CRO)**
Athlete No: **11**

Winner

End	Arrows			Score	Total
1	9	10	9	28	28
2	X	X	8	28	56
3	X	10	10	30	86
4	9	10	10	29	115
5	X	10	9	29	144

Match Total:	144
--------------	-----



Results

Name: **HANSEN Stephan (DEN)**Athlete No: **1**

Winner

End	Arrows			Score	Total
1	10	10	X	30	30
2	10	8	10	28	58
3	10	X	10	30	88
4	10	10	9	29	117
5	9	X	X	29	146

Match Total:

146

Name: **EBADI Esmaeil (IRI)**Athlete No: **7**

End	Arrows			Score	Total
1	9	9	8	26	26
2	10	8	X	28	54
3	10	X	10	30	84
4	10	10	X	30	114
5	9	9	10	28	142

Match Total:

142



Results

Name: **HANSEN Stephan (DEN)**
Athlete No: **1**

Winner

End	Arrows			Score	Total
1	10	X	X	30	30
2	10	X	X	30	60
3	10	10	9	29	89
4	9	9	9	27	116
5	X	X	10	30	146

Match Total:	146
--------------	-----

Name: **ELZINGA Peter (NED)**
Athlete No: **5**

End	Arrows			Score	Total
1	10	9	10	29	29
2	X	10	10	30	59
3	9	8	9	26	85
4	9	X	X	29	114
5	8	X	9	27	141

Match Total:	141
--------------	-----



Results

Name: **BUDEN Domagoj (CRO)**
Athlete No: **11**

End	Arrows			Score	Total
1	9	X	10	29	29
2	9	9	10	28	57
3	10	9	9	28	85
4	9	9	10	28	113
5	10	10	X	30	143

Match Total:	143
Shoot-off:	T.10

Name: **EBADI Esmaeil (IRI)**
Athlete No: **7**

Winner

End	Arrows			Score	Total
1	10	10	10	30	30
2	10	8	9	27	57
3	9	9	10	28	85
4	10	9	10	29	114
5	10	10	9	29	143

Match Total:	143
Shoot-off:	T.X



Results

Name: **HANSEN Stephan (DEN)**
Athlete No: **1**

Name: **WILDE Reo (USA)**
Athlete No: **8**

Winner

End	Arrows			Score	Total
1	X	X	X	30	30
2	X	X	X	30	60
3	X	10	10	30	90
4	X	X	X	30	120
5	10	10	X	30	150

Match Total:	150
--------------	-----

End	Arrows			Score	Total
1	X	X	10	30	30
2	X	10	9	29	59
3	X	10	10	30	89
4	X	10	9	29	118
5	X	X	10	30	148

Match Total:	148
--------------	-----



Results

Name: **ELZINGA Peter (NED)**
Athlete No: **5**

Winner

End	Arrows			Score	Total
1	X	X	X	30	30
2	10	10	9	29	59
3	10	10	10	30	89
4	X	10	9	29	118
5	X	10	10	30	148

Match Total:	148
--------------	-----

Name: **DAMSBO Martin (DEN)**
Athlete No: **20**

End	Arrows			Score	Total
1	X	10	10	30	30
2	10	10	8	28	58
3	10	10	9	29	87
4	10	10	9	29	116
5	10	9	9	28	144

Match Total:	144
--------------	-----



Results

Name: **CARDONA MONTANEZ Camilo (COL)**

Athlete No: **14**

End	Arrows			Score	Total
1	X	10	10	30	30
2	X	X	10	30	60
3	10	10	9	29	89
4	X	X	10	30	119
5	X	9	9	28	147

Match Total:	147
Shoot-off:	T.9

Name: **BUDEN Domagoj (CRO)**

Athlete No: **11**

Winner					
End	Arrows			Score	Total
1	10	10	9	29	29
2	X	10	10	30	59
3	X	10	10	30	89
4	X	10	9	29	118
5	X	X	9	29	147

Match Total:	147
Shoot-off:	T.X



Results

Name: **EBADI Esmail (IRI)**
 Athlete No: **7**

Name: **SCHLOESSER Mike (NED)**
 Athlete No: **2**

Winner

End	Arrows			Score	Total
1	X	10	10	30	30
2	X	10	10	30	60
3	10	10	10	30	90
4	10	9	9	28	118
5	X	X	9	29	147

Match Total:	147
--------------	-----

End	Arrows			Score	Total
1	X	10	9	29	29
2	X	10	10	30	59
3	X	10	9	29	88
4	X	X	9	29	117
5	X	10	9	29	146

Match Total:	146
--------------	-----



Results

Name: **HANSEN Stephan (DEN)**
 Athlete No: **1**

Name: **BLAZQUEZ Alberto (ESP)**
 Athlete No: **17**


Winner

End	Arrows			Score	Total
1	X	10	9	29	29
2	X	X	X	30	59
3	X	X	10	30	89
4	X	10	10	30	119
5	X	X	X	30	149

Match Total:	149
--------------	------------

End	Arrows			Score	Total
1	X	10	9	29	29
2	X	10	10	30	59
3	X	9	9	28	87
4	X	X	10	30	117
5	X	10	10	30	147

Match Total:	147
--------------	------------



Results

Name: **GONZALEZ Rodolfo (MEX)**
Athlete No: **9**

End	Arrows			Score	Total
1	X	10	9	29	29
2	X	X	9	29	58
3	X	10	9	29	87
4	10	10	10	30	117
5	X	10	9	29	146

Match Total:	146
--------------	-----

Name: **WILDE Reo (USA)**
Athlete No: **8**

Winner

End	Arrows			Score	Total
1	10	10	9	29	29
2	X	X	10	30	59
3	10	10	10	30	89
4	X	10	10	30	119
5	X	10	9	29	148

Match Total:	148
--------------	-----



Results

Name: **ELZINGA Peter (NED)**
Athlete No: **5**

Name: **MARKES Ivan (CRO)**
Athlete No: **21**

Winner

End	Arrows			Score	Total
1	X	10	10	30	30
2	X	X	10	30	60
3	X	10	10	30	90
4	X	X	9	29	119
5	10	10	10	30	149

Match Total:	149
--------------	-----

End	Arrows			Score	Total
1	X	10	9	29	29
2	X	X	10	30	59
3	X	10	9	29	88
4	X	10	9	29	117
5	X	10	10	30	147

Match Total:	147
--------------	-----



Results

Name: **DAMSBO Martin (DEN)**
Athlete No: **20**

Name: **SCHAFF Kris (USA)**
Athlete No: **4**

Winner


End	Arrows			Score	Total
1	X	10	9	29	29
2	X	X	9	29	58
3	10	10	9	29	87
4	X	X	9	29	116
5	X	10	9	29	145

Match Total:	145
Shoot-off:	T.10*

End	Arrows			Score	Total
1	10	10	10	30	30
2	10	9	9	28	58
3	X	X	X	30	88
4	X	9	9	28	116
5	X	10	9	29	145

Match Total:	145
Shoot-off:	T.10

Legend:
* Closer to the centre

Timing and Results provided by  **TISSOT**



Results

Name: **GENET Dominique (FRA)**

Athlete No: **3**

End	Arrows			Score	Total
1	X	10	9	29	29
2	X	X	X	30	59
3	X	9	9	28	87
4	X	X	9	29	116
5	X	10	9	29	145

Match Total:	145
--------------	-----

Name: **CARDONA MONTANEZ Camilo (COL)**

Athlete No: **14**

Winner					
End	Arrows			Score	Total
1	10	10	9	29	29
2	X	10	10	30	59
3	10	10	9	29	88
4	X	10	10	30	118
5	X	X	10	30	148

Match Total:	148
--------------	-----



Results

Name: **BUDEN Domagoj (CRO)**
Athlete No: **11**

Name: **PEINEAU Sebastien (FRA)**
Athlete No: **6**

Winner

End	Arrows			Score	Total
1	X	X	10	30	30
2	X	X	9	29	59
3	10	9	9	28	87
4	X	10	10	30	117
5	X	X	10	30	147

Match Total:	147
--------------	-----

End	Arrows			Score	Total
1	X	9	9	28	28
2	10	10	10	30	58
3	X	X	9	29	87
4	X	10	9	29	116
5	X	X	9	29	145

Match Total:	145
--------------	-----



Results

Name: **EBADI Esmail (IRI)**
Athlete No: **7**

Name: **HERNANDEZ Roberto (ESA)**
Athlete No: **10**

Winner

End	Arrows			Score	Total
1	X	10	10	30	30
2	X	X	10	30	60
3	X	X	X	30	90
4	X	X	10	30	120
5	X	10	10	30	150

Match Total:	150
--------------	-----

End	Arrows			Score	Total
1	X	X	9	29	29
2	X	X	10	30	59
3	10	10	9	29	88
4	X	X	10	30	118
5	X	10	10	30	148

Match Total:	148
--------------	-----



Results

Name: **CILLIERS Septimus (RSA)**
Athlete No: **15**

End	Arrows			Score	Total
1	X	10	9	29	29
2	9	9	9	27	56
3	X	10	10	30	86
4	X	10	10	30	116
5	X	X	10	30	146
Match Total:					146

Name: **SCHLOESSER Mike (NED)**
Athlete No: **2**

Winner					
End	Arrows			Score	Total
1	10	10	9	29	29
2	X	X	10	30	59
3	X	X	10	30	89
4	X	X	10	30	119
5	X	X	X	30	149
Match Total:					149



Results

Name: **BLAZQUEZ Alberto (ESP)**
 Athlete No: **17**

Winner


End	Arrows			Score	Total
1	X	10	9	29	29
2	10	8	8	26	55
3	X	10	10	30	85
4	X	X	9	29	114
5	X	9	9	28	142

Match Total:	142
--------------	------------

Name: **OOSTHUIZEN Danie (AUS)**
 Athlete No: **16**

End	Arrows			Score	Total
1	9	9	8	26	26
2	X	9	9	28	54
3	10	9	8	27	81
4	X	10	9	29	110
5	X	10	9	29	139

Match Total:	139
--------------	------------



Results

Name: **GONZALEZ Rodolfo (MEX)**
 Athlete No: **9**

Name: **CROWTHER Riaan (RSA)**
 Athlete No: **24**


Winner

End	Arrows			Score	Total
1	X	X	10	30	30
2	10	10	9	29	59
3	X	X	9	29	88
4	X	X	X	30	118
5	10	9	9	28	146

Match Total:	146
--------------	-----

End	Arrows			Score	Total
1	10	9	9	28	28
2	X	X	10	30	58
3	X	10	8	28	86
4	X	10	9	29	115
5	10	10	8	28	143

Match Total:	143
--------------	-----



Results

Name: **MARKES Ivan (CRO)**
 Athlete No: **21**

Winner

End	Arrows			Score	Total
1	10	10	10	30	30
2	X	10	9	29	59
3	X	10	10	30	89
4	10	10	9	29	118
5	10	10	9	29	147

Match Total:	147
--------------	------------

Name: **VERMA Abhishek (IND)**
 Athlete No: **12**

End	Arrows			Score	Total
1	X	10	9	29	29
2	X	10	9	29	58
3	X	10	9	29	87
4	X	10	10	30	117
5	X	10	9	29	146

Match Total:	146
--------------	------------



Results

Name: **COGHLAN Pat (AUS)**
Athlete No: **13**

End	Arrows			Score	Total
1	X	10	10	30	30
2	10	10	10	30	60
3	9	9	9	27	87
4	X	9	9	28	115
5	9	9	9	27	142
Match Total:				142	

Name: **DAMSBO Martin (DEN)**
Athlete No: **20**

Winner					
End	Arrows			Score	Total
1	10	10	9	29	29
2	X	10	9	29	58
3	10	9	9	28	86
4	X	X	9	29	115
5	X	10	9	29	144
Match Total:				144	



Results

Name: **PRZYBYLSKI Ukasz (POL)**

Athlete No: **19**

End	Arrows			Score	Total
1	9	9	7	25	25
2	X	9	9	28	53
3	10	10	9	29	82
4	9	9	8	26	108
5	X	9	7	26	134


Match Total:	134
--------------	-----

Name: **CARDONA MONTANEZ Camilo (COL)**

Athlete No: **14**

Winner					
End	Arrows			Score	Total
1	X	9	10	29	29
2	10	10	9	29	58
3	X	X	9	29	87
4	10	10	X	30	117
5	X	X	X	30	147

Match Total:	147
--------------	-----



Results

Name: **BUDEN Domagoj (CRO)**
 Athlete No: **11**

Name: **NEL Louw (NAM)**
 Athlete No: **22**

Winner

End	Arrows			Score	Total
1	10	10	8	28	28
2	10	10	10	30	58
3	X	X	10	30	88
4	X	10	9	29	117
5	X	X	10	30	147

Match Total:	147
--------------	------------

End	Arrows			Score	Total
1	10	9	9	28	28
2	10	9	8	27	55
3	10	9	9	28	83
4	X	10	10	30	113
5	9	9	9	27	140

Match Total:	140
--------------	------------



Results

Name: **MOHANARAJA Khambeswaran (MAS)**

Athlete No: **23**

End	Arrows			Score	Total
1	9	9	9	27	27
2	9	9	9	27	54
3	10	9	9	28	82
4	X	8	8	26	108
5	X	9	9	28	136

Match Total:	136
--------------	-----

Name: **HERNANDEZ Roberto (ESA)**

Athlete No: **10**

Winner

End	Arrows			Score	Total
1	10	10	9	29	29
2	X	10	9	29	58
3	10	10	9	29	87
4	X	10	9	29	116
5	X	10	10	30	146

Match Total:	146
--------------	-----



Results

Name: **CILLIERS Septimus (RSA)**
 Athlete No: **15**

Name: **MAZUKI Juwaidi (MAS)**
 Athlete No: **18**

Winner

End	Arrows			Score	Total
1	10	10	10	30	30
2	10	10	10	30	60
3	X	X	10	30	90
4	X	X	9	29	119
5	10	10	10	30	149

Match Total:	149
--------------	-----

End	Arrows			Score	Total
1	10	10	9	29	29
2	X	10	9	29	58
3	10	10	9	29	87
4	X	X	10	30	117
5	X	X	10	30	147

Match Total:	147
--------------	-----



Results

Rank	Name	NOC Code	Round 1		Round 2		10s	Xs	Total Score	Shoot of	Remark
			Score	Rank	Score	Rank					
1	HANSEN Stephan	DEN	358	2	358	1	68	36	716		
2	SCHLOESSER Mike	NED	358	1	356	3	67	37	714		
3	GENET Dominique	FRA	356	3	355	4	64	27	711		
4	SCHAFF Kris	USA	353	9	355	5	60	27	708		
5	ELZINGA Peter	NED	352	11	355	7	59	24	707		
6	PEINEAU Sebastien	FRA	354	5	353	11	59	23	707		
7	EBADI Esmail	IRI	349	17	357	2	60	28	706		
8	WILDE Reo	USA	351	13	355	6	58	23	706		
9	GONZALEZ Rodolfo	MEX	353	6	352	12	58	35	705		
10	HERNANDEZ Roberto	ESA	350	14	354	8	57	31	704		
11	BUDEN Domagoj	CRO	353	7	350	18	57	23	703		
12	VERMA Abhishek	IND	353	8	350	16	56	29	703		
13	COGLAN Pat	AUS	350	15	353	9	55	27	703		
14	CARDONA MONTANEZ Camilo	COL	352	12	351	14	55	23	703		
15	CILLIERS Septimus	RSA	349	19	353	10	54	18	702		
16	OOSTHUIZEN Danie	AUS	352	10	349	19	53	31	701		
17	BLAZQUEZ Alberto	ESP	355	4	345	22	52	29	700		
18	MAZUKI Juwaidi	MAS	348	20	351	15	54	25	699		
19	PRZYBYLSKI Ukasz	POL	349	18	350	17	53	21	699		
20	DAMSBO Martin	DEN	348	21	351	13	52	19	699		
21	MARKES Ivan	CRO	350	16	346	21	48	21	696		
22	NEL Louw	NAM	342	24	346	20	46	15	688		
23	MOHANARAJA Khambeswaran	MAS	343	23	339	23	39	13	682		
24	CROWTHER Riaan	RSA	345	22	334	24	36	19	679		

RESULTS BOOK



Archery Men's Recurve



THE WORLD GAMES
WROCLAW 2017

T+TISSOT
SWISS WATCHES SINCE 1853



Brackets

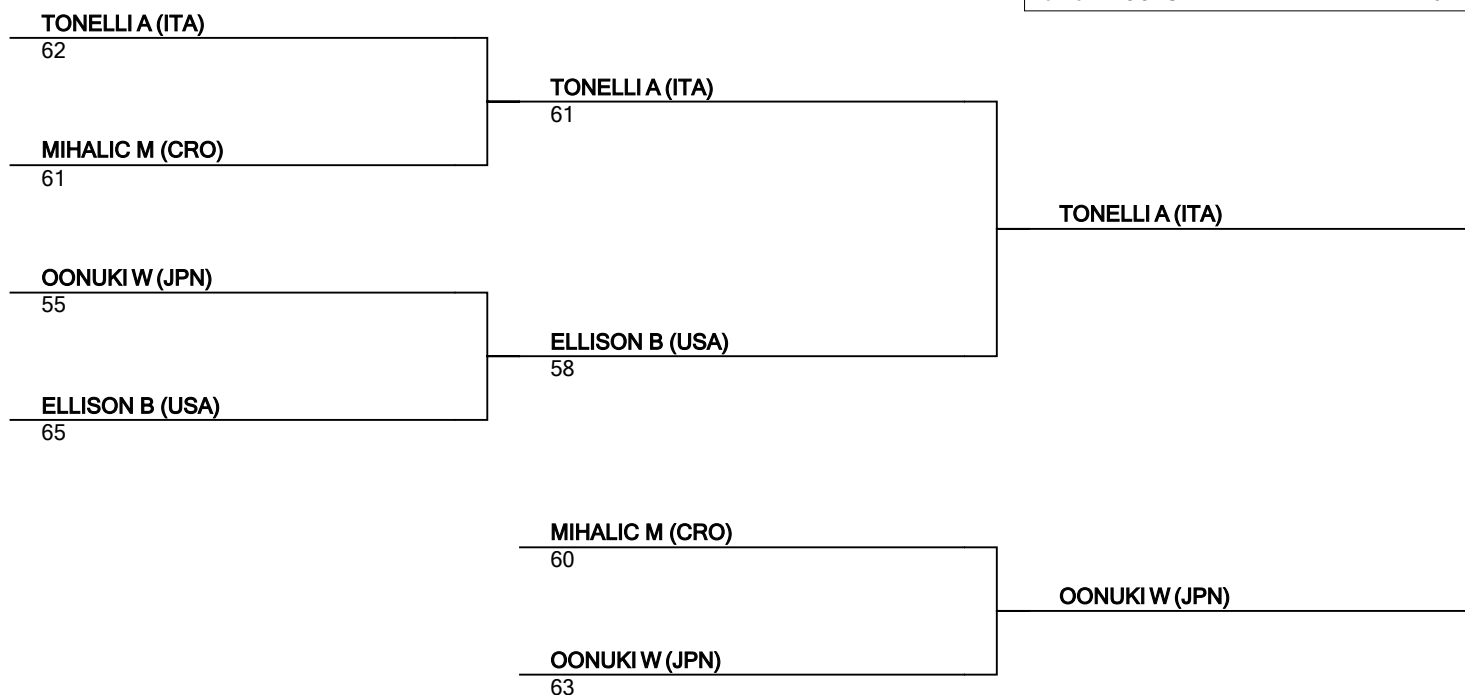
As of TUE 25 JUL 2017


Semifinals

Finals

MEDALLISTS

Gold	TONELLI A	ITA
Silver	ELLISON B	USA
Bronze	OONUKI W	JPN





Medallists

As of TUE 25 JUL 2017

Medal	Name	NOC
GOLD	TONELLI Amedeo	ITA - Italy
SILVER	ELLISON Brady	USA - United States of America
BRONZE	OONUKI Wataru	JPN - Japan



Results

Name: **MIHALIC Matija (CRO)**
Athlete No: **3**

End	Arrows			Score	Total
1	5	6	6	17	17
2	5	4	5	14	31
3	5	5	6	16	47
4	5	4	4	13	60

Match Total:	60
--------------	----

Name: **OONUKI Wataru (JPN)**
Athlete No: **4**

Winner

End	Arrows			Score	Total
1	6	5	5	16	16
2	6	6	6	18	34
3	4	6	6	16	50
4	5	4	4	13	63

Match Total:	63
--------------	----



Results

Name: **TONELLI Amedeo (ITA)**
Athlete No: **2**

Winner

End	Arrows			Score	Total
1	5	5	5	15	15
2	4	6	4	14	29
3	6	6	5	17	46
4	5	5	5	15	61

Match Total:	61
--------------	----

Name: **ELLISON Brady (USA)**
Athlete No: **1**

End	Arrows			Score	Total
1	4	4	5	13	13
2	4	6	5	15	28
3	4	6	5	15	43
4	5	6	4	15	58

Match Total:	58
--------------	----



Results

Name: **TONELLI Amedeo (ITA)**
Athlete No: **2**

Winner

End	Arrows			Score	Total
1	6	5	6	17	17
2	4	5	5	14	31
3	5	5	4	14	45
4	6	5	6	17	62

Match Total:	62
--------------	----

Name: **MIHALIC Matija (CRO)**
Athlete No: **3**

End	Arrows			Score	Total
1	6	4	6	16	16
2	5	6	4	15	31
3	5	6	4	15	46
4	5	4	6	15	61

Match Total:	61
--------------	----



Results

Name: **OONUKI Wataru (JPN)**
Athlete No: **4**

End	Arrows			Score	Total
1	5	4	5	14	14
2	4	6	4	14	28
3	5	4	5	14	42
4	5	4	4	13	55

Match Total:	55
--------------	----


Name: **ELLISON Brady (USA)**
Athlete No: **1**

Winner

End	Arrows			Score	Total
1	6	6	6	18	18
2	6	6	5	17	35
3	5	6	5	16	51
4	4	5	5	14	65

Match Total:	65
--------------	----

Note:
Column Score changed for End 4 - Naomi Folkard

Timing and Results provided by  **TISSOT**



Results

Name: **SCIBSKI Adam (POL)**

Athlete No: **12**

End	Arrows			Score	Total
1	4	5	6	15	15
2	5	5	6	16	31
3	4	5	2	11	42
4	5	4	4	13	55
5	4	5	5	14	69
6	5	4	4	13	82

Match Total:	82
--------------	----

Name: **VALLADONT Jean-Charles (FRA)**

Athlete No: **9**

Winner					
End	Arrows			Score	Total
1	4	4	5	13	13
2	5	6	6	17	30
3	4	5	4	13	43
4	5	4	4	13	56
5	5	4	4	13	69
6	4	5	5	14	83

Match Total:	83
--------------	----



Results

Name: **VALLADONT Jean-Charles (FRA)**

Athlete No: **9**

Winner

End	Arrows			Score	Total
1	5	4	4	13	13
2	6	4	4	14	27
3	5	5	6	16	43
4	5	5	6	16	59
5	4	6	4	14	73
6	5	5	6	16	89

Match Total:	89
--------------	----

Name: **ANDERSSON Jonatan (SWE)**

Athlete No: **8**

End	Arrows			Score	Total
1	4	4	6	14	14
2	5	6	3	14	28
3	5	6	3	14	42
4	6	5	5	16	58
5	4	5	3	12	70
6	6	5	4	15	85

Match Total:	85
--------------	----



Results

Name: **VALLADONT Jean-Charles (FRA)**

Athlete No: **9**

Name: **WUNDERLE Vic (USA)**

Athlete No: **5**

Winner

End	Arrows			Score	Total
1	5	5	4	14	14
2	5	6	6	17	31
3	4	6	5	15	46
4	5	4	5	14	60
5	6	6	6	18	78
6	5	6	4	15	93

Match Total:	93
--------------	----

End	Arrows			Score	Total
1	4	6	5	15	15
2	5	5	4	14	29
3	6	4	4	14	43
4	5	6	5	16	59
5	5	4	4	13	72
6	5	5	4	14	86

Match Total:	86
--------------	----



Results

Name: **VALLADONT Jean-Charles (FRA)**

Athlete No: **9**

End	Arrows			Score	Total
1	5	4	5	14	14
2	4	6	6	16	30
3	4	5	5	14	44
4	5	4	5	14	58
5	6	5	4	15	73
6	4	4	5	13	86

Match Total:	86
--------------	----

Name: **OONUKE Wataru (JPN)**

Athlete No: **4**

Winner

End	Arrows			Score	Total
1	3	6	5	14	14
2	5	6	6	17	31
3	4	6	4	14	45
4	6	4	5	15	60
5	5	5	6	16	76
6	5	6	4	15	91

Match Total:	91
--------------	----



Results

Name: **HUHTALA Juuso (FIN)**
Athlete No: **10**

End	Arrows			Score	Total
1	4	4	5	13	13
2	M	6	4	10	23
3	3	3	4	10	33
4	5	6	3	14	47
5	5	5	4	14	61
6	5	6	3	14	75

Match Total:	75
--------------	----

Name: **BUZAS Karoly (HUN)**
Athlete No: **11**

Winner					
End	Arrows			Score	Total
1	4	5	4	13	13
2	5	6	5	16	29
3	5	5	5	15	44
4	4	5	4	13	57
5	4	5	5	14	71
6	5	5	5	15	86

Match Total:	86
--------------	----



Results

Name: **ROHRBERG Sebastian (GER)**
Athlete No: **7**

Name: **BUZAS Karoly (HUN)**
Athlete No: **11**

Winner

End	Arrows			Score	Total
1	4	4	6	14	14
2	6	4	5	15	29
3	5	5	3	13	42
4	6	6	4	16	58
5	4	6	4	14	72
6	3	4	3	10	82

Match Total:	82
--------------	----

End	Arrows			Score	Total
1	3	4	4	11	11
2	4	5	6	15	26
3	4	3	3	10	36
4	3	5	4	12	48
5	5	5	5	15	63
6	4	5	6	15	78

Match Total:	78
--------------	----



Results

Name: **NESBITT Mark (GBR)**
Athlete No: **6**

Name: **ROHRBERG Sebastian (GER)**
Athlete No: **7**

Winner

End	Arrows			Score	Total
1	4	4	4	12	12
2	6	5	6	17	29
3	4	6	6	16	45
4	4	5	4	13	58
5	4	4	6	14	72
6	5	4	5	14	86

Match Total:	86
--------------	----

End	Arrows			Score	Total
1	5	6	6	17	17
2	5	5	4	14	31
3	5	4	4	13	44
4	4	6	6	16	60
5	4	6	4	14	74
6	2	3	6	11	85

Match Total:	85
--------------	----



Results

Name: **MIHALIC Matija (CRO)**
Athlete No: **3**

Name: **NESBITT Mark (GBR)**
Athlete No: **6**

Winner

End	Arrows			Score	Total
1	5	5	5	15	15
2	6	5	5	16	31
3	5	5	5	15	46
4	4	4	6	14	60
5	5	6	4	15	75
6	4	4	6	14	89

Match Total:	89
--------------	----

End	Arrows			Score	Total
1	4	5	4	13	13
2	4	6	6	16	29
3	4	5	6	15	44
4	5	6	5	16	60
5	4	6	5	15	75
6	6	4	2	12	87

Match Total:	87
--------------	----



Results

Name: **ELLISON Brady (USA)**
Athlete No: **1**

End	Arrows			Score	Total
1	6	6	4	16	16
2	6	6	5	17	33
3	5	6	5	16	49
4	6	5	4	15	64
5	5	5	5	15	79
6	6	4	5	15	94

Match Total:	94
--------------	----

Name: **TONELLI Amedeo (ITA)**
Athlete No: **2**

Winner					
End	Arrows			Score	Total
1	4	5	6	15	15
2	5	6	5	16	31
3	6	6	5	17	48
4	6	5	5	16	64
5	6	6	5	17	81
6	4	5	5	14	95

Match Total:	95
--------------	----




Results

REVISED
23 JUL 13:32

Rank	Target	Name	NOC Code	Unmarked		Marked		6s	5s	Total Score	Shoot Off	Remark
				Score	Rank	Score	Rank					
1	005C	ELLISON Brady	USA	196	1			19	14	196		
2	003A	OONUKI Wataru	JPN	186	2			14	15	186		
3	003D	TONELLI Amedeo	ITA	180	3			15	8	180		
4	003B	VALLADONT Jean-Charles	FRA	178	4			12	13	178		
5	005D	MIHALIC Matija	CRO	177	5			12	14	177		
6	005B	ANDERSSON Jonatan	SWE	177	6			9	17	177		
7	001A	WUNDERLE Vic	USA	175	7			10	12	175		
8	001B	NESBITT Mark	GBR	174	8			11	12	174		
9	005A	ROHRBERG Sebastian	GER	174	9			8	17	174		
10	003C	SCIBSKI Adam	POL	169	10			13	5	169		
11	001C	HUHTALA Juuso	FIN	169	11			11	10	169		
12	001D	BUZAS Karoly	HUN	168	12			8	11	168		

Note:
Change in the Header

Timing and Results provided by  **TISSOT**



Results

Rank	Target	Name	NOC Code	Unmarked		Marked		6s	5s	Total Score	Shoot Off	Remark
				Score	Rank	Score	Rank					
1	007A	ELLISON Brady	USA	196	1	199	1	40	27	395		
2	007C	TONELLI Amedeo	ITA	180	3	185	2	32	17	365		
3	009A	MIHALIC Matija	CRO	177	5	179	4	25	24	356		
4	007B	OONUKI Wataru	JPN	186	2	170	10	21	30	356		
5	009C	WUNDERLE Vic	USA	175	7	180	3	23	23	355		
6	009D	NESBITT Mark	GBR	174	8	178	5	19	30	352		
7	011A	ROHRBERG Sebastian	GER	174	9	177	7	20	27	351		
8	009B	ANDERSSON Jonatan	SWE	177	6	173	8	19	28	350		
9	007D	VALLADONT Jean-Charles	FRA	178	4	169	12	19	26	347		
10	011C	HUHTALA Juuso	FIN	169	11	177	6	23	24	346		
11	011D	BUZAS Karoly	HUN	168	12	171	9	16	27	339		
12	011B	SCIBSKI Adam	POL	169	10	169	11	21	18	338		

RESULTS BOOK



Archery Women's Barebow



THE WORLD GAMES
WROCLAW 2017

T+TISSOT
SWISS WATCHES SINCE 1853



Brackets

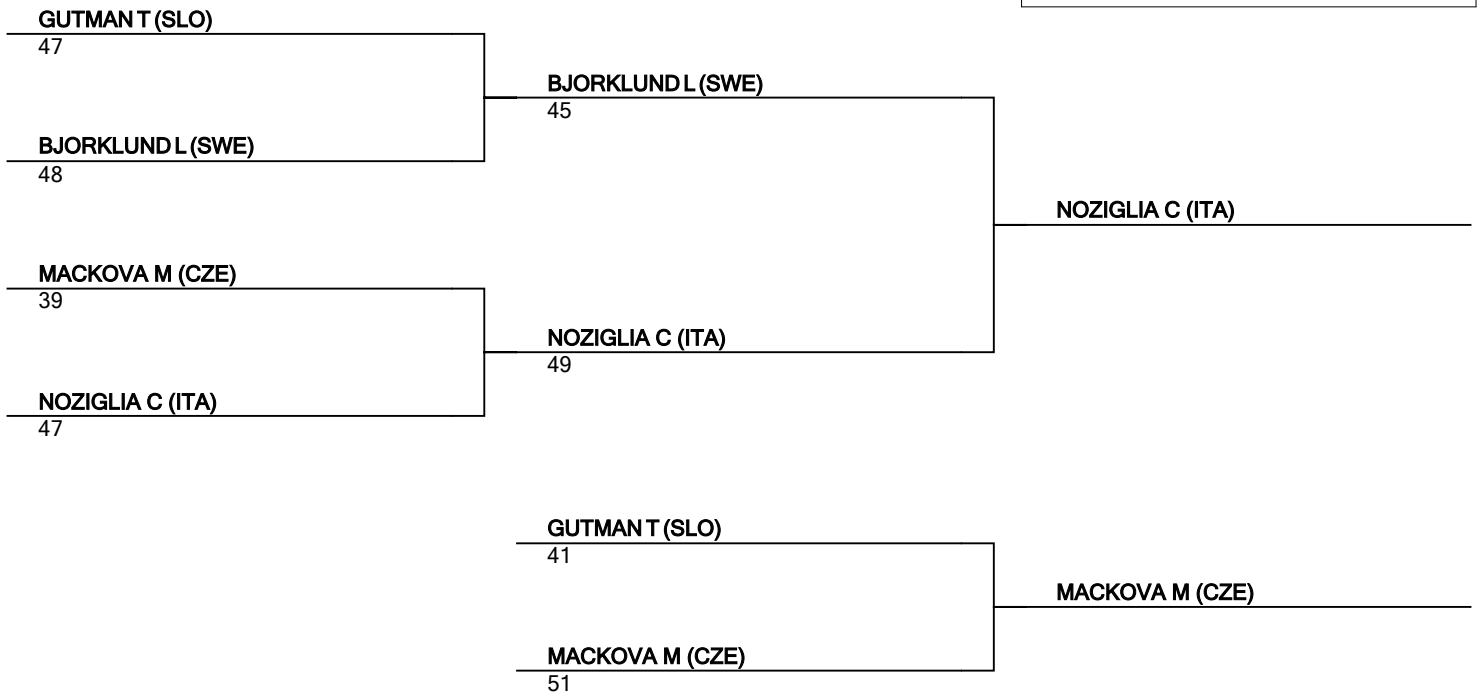
As of FRI 28 JUL 2017


Semifinals

Finals

MEDALLISTS

Gold	NOZIGLIA C	ITA
Silver	BJORKLUND L	SWE
Bronze	MACKOVA M	CZE





Medallists

As of FRI 28 JUL 2017

Medal	Name	NOC
GOLD	NOZIGLIA Cinzia	ITA - Italy
SILVER	BJORKLUND Lina	SWE - Sweden
BRONZE	MACKOVA Martina	CZE - Czech Republic



Results

Name: **GUTMAN Tina (SLO)**
Athlete No: **2**

End	Arrows			Score	Total
1	5	3	4	12	12
2	3	1	2	6	18
3	3	5	4	12	30
4	4	3	4	11	41

Match Total:	41
--------------	----

Name: **MACKOVA Martina (CZE)**
Athlete No: **4**

Winner

End	Arrows			Score	Total
1	6	5	4	15	15
2	4	4	3	11	26
3	5	4	5	14	40
4	3	4	4	11	51

Match Total:	51
--------------	----



Results

Name: **BJORKLUND Lina (SWE)**
Athlete No: **3**

End	Arrows			Score	Total
1	5	6	5	16	16
2	3	2	4	9	25
3	5	4	3	12	37
4	4	2	2	8	45

Match Total:	45
--------------	----

Name: **NOZIGLIA Cinzia (ITA)**
Athlete No: **1**

Winner

End	Arrows			Score	Total
1	4	3	4	11	11
2	3	5	4	12	23
3	6	5	5	16	39
4	3	4	3	10	49

Match Total:	49
--------------	----



Results

Name: **GUTMAN Tina (SLO)**
Athlete No: **2**

End	Arrows			Score	Total
1	3	2	3	8	8
2	4	6	3	13	21
3	4	6	5	15	36
4	5	2	4	11	47

Match Total:	47
--------------	-----------

Name: **BJORKLUND Lina (SWE)**
Athlete No: **3**

Winner

End	Arrows			Score	Total
1	4	4	4	12	12
2	4	6	6	16	28
3	4	3	4	11	39
4	3	2	4	9	48

Match Total:	48
--------------	-----------



Results

Name: **MACKOVA Martina (CZE)**
Athlete No: **4**

End	Arrows			Score	Total
1	4	4	4	12	12
2	4	5	2	11	23
3	4	3	4	11	34
4	2	3	M	5	39

Match Total:	39
--------------	----

Name: **NOZIGLIA Cinzia (ITA)**
Athlete No: **1**

Winner

End	Arrows			Score	Total
1	5	4	2	11	11
2	4	4	5	13	24
3	4	4	5	13	37
4	4	3	3	10	47

Match Total:	47
--------------	----



Results

Name: **WISNIEWSKA Martyna (POL)**
Athlete No: **12**

End	Arrows			Score	Total
1	4	5	2	11	11
2	5	4	5	14	25
3	1	1	2	4	29
4	4	M	4	8	37
5	3	M	6	9	46
6	M	2	4	6	52

Match Total:	52
--------------	----

Name: **MARUYAMA Miyuki (JPN)**
Athlete No: **9**

Winner

End	Arrows			Score	Total
1	5	3	3	11	11
2	5	4	5	14	25
3	3	4	4	11	36
4	4	2	3	9	45
5	2	4	2	8	53
6	M	2	4	6	59

Match Total:	59
--------------	----



Results

Name: **MARUYAMA Miyuki (JPN)**
Athlete No: **9**

End	Arrows			Score	Total
1	4	5	4	13	13
2	5	3	1	9	22
3	5	3	3	11	33
4	2	3	5	10	43
5	3	3	5	11	54
6	3	1	1	5	59

Match Total:	59
--------------	----

Name: **STONER Jenifer (USA)**
Athlete No: **8**

Winner					
End	Arrows			Score	Total
1	6	5	4	15	15
2	3	4	4	11	26
3	5	4	4	13	39
4	4	6	3	13	52
5	3	3	4	10	62
6	5	2	5	12	74

Match Total:	74
--------------	----



Results

Name: **STONER Jenifer (USA)**
Athlete No: **8**


End	Arrows			Score	Total
1	3	4	1	8	8
2	6	6	5	17	25
3	4	3	4	11	36
4	4	3	4	11	47
5	4	3	4	11	58
6	3	3	3	9	67

Match Total:	67
--------------	----

Name: **PORTE Chantal (FRA)**
Athlete No: **5**

Winner					
End	Arrows			Score	Total
1	4	4	4	12	12
2	4	5	5	14	26
3	5	4	5	14	40
4	3	6	3	12	52
5	5	6	6	17	69
6	3	4	3	10	79

Match Total:	79
--------------	----



Results

Name: **PORTE Chantal (FRA)**
Athlete No: **5**

End	Arrows			Score	Total
1	5	4	4	13	13
2	4	4	6	14	27
3	5	6	4	15	42
4	3	3	M	6	48
5	5	4	3	12	60
6	M	4	4	8	68

Match Total:	68
--------------	----

Name: **MACKOVA Martina (CZE)**
Athlete No: **4**

Winner					
End	Arrows			Score	Total
1	2	4	3	9	9
2	5	6	4	15	24
3	4	4	4	12	36
4	6	5	3	14	50
5	4	6	4	14	64
6	5	3	6	14	78

Match Total:	78
--------------	----



Results

Name: **VILJANEN Anne (FIN)**
Athlete No: **10**

End	Arrows			Score	Total
1	3	4	2	9	9
2	4	2	4	10	19
3	3	2	1	6	25
4	4	2	M	6	31
5	3	1	M	4	35
6	2	3	4	9	44

Match Total:	44
--------------	----

Name: **LALOUER Eliette (FRA)**
Athlete No: **11**

Winner					
End	Arrows			Score	Total
1	4	2	3	9	9
2	3	3	3	9	18
3	4	4	4	12	30
4	3	3	4	10	40
5	2	4	6	12	52
6	3	4	2	9	61

Match Total:	61
--------------	----



Results

Name: **CONRAD Manja (GER)**
Athlete No: **7**

End	Arrows			Score	Total
1	6	2	3	11	11
2	5	4	6	15	26
3	3	4	4	11	37
4	1	4	1	6	43
5	4	5	4	13	56
6	1	3	3	7	63

Match Total:	63
--------------	----

Name: **LALOUER Eliette (FRA)**
Athlete No: **11**

Winner					
End	Arrows			Score	Total
1	3	4	6	13	13
2	6	4	6	16	29
3	5	6	4	15	44
4	4	4	6	14	58
5	3	4	1	8	66
6	5	2	4	11	77

Match Total:	77
--------------	----



Results

Name: **NILSSON Jessica (GBR)**
Athlete No: **6**

End	Arrows			Score	Total
1	2	2	4	8	8
2	4	4	5	13	21
3	4	3	4	11	32
4	6	2	M	8	40
5	6	4	4	14	54
6	M	4	2	6	60

Match Total:	60
--------------	----

Name: **LALOUER Eliette (FRA)**
Athlete No: **11**

Winner					
End	Arrows			Score	Total
1	1	3	3	7	7
2	4	6	5	15	22
3	5	3	3	11	33
4	2	5	5	12	45
5	4	3	4	11	56
6	3	3	3	9	65

Match Total:	65
--------------	----



Results

Name: **BJORKLUND Lina (SWE)**
Athlete No: **3**


End	Arrows			Score	Total
1	3	3	5	11	11
2	3	4	4	11	22
3	4	5	6	15	37
4	4	4	4	12	49
5	4	5	3	12	61
6	3	3	4	10	71

Match Total:	71
--------------	----

Name: **LALOUER Eliette (FRA)**
Athlete No: **11**

End	Arrows			Score	Total
1	4	5	2	11	11
2	M	6	4	10	21
3	2	4	4	10	31
4	5	4	1	10	41
5	2	6	3	11	52
6	5	4	4	13	65

Match Total:	65
--------------	----



Results

Name: **NOZIGLIA Cinzia (ITA)**
Athlete No: **1**

End	Arrows			Score	Total
1	4	4	5	13	13
2	2	6	4	12	25
3	3	5	4	12	37
4	3	5	4	12	49
5	6	4	5	15	64
6	3	5	2	10	74

Match Total:	74
--------------	----

Name: **GUTMAN Tina (SLO)**
Athlete No: **2**

End	Arrows			Score	Total
1	2	5	4	11	11
2	4	4	4	12	23
3	4	6	3	13	36
4	4	4	4	12	48
5	4	5	4	13	61
6	4	3	M	7	68

Match Total:	68
--------------	----



Results

Rank	Target	Name	NOC Code	Unmarked		Marked		6s	5s	Total Score	Shoot Off	Remark
				Score	Rank	Score	Rank					
1	009D	GUTMAN Tina	SLO	170	1			10	11	170		
2	007D	NOZIGLIA Cinzia	ITA	165	2			8	11	165		
3	011D	CONRAD Manja	GER	160	3			6	11	160		
4	009A	STONER Jenifer	USA	158	4			6	12	158		
5	011C	PORTE Chantal	FRA	158	5			4	12	158		
6	007B	BJORKLUND Lina	SWE	156	6			4	16	156		
7	007C	MACKOVA Martina	CZE	155	7			7	8	155		
8	009C	NILSSON Jessica	GBR	154	8			4	10	154		
9	007A	LALOUER Eliette	FRA	139	9			5	7	139		
10	011A	MARUYAMA Miyuki	JPN	138	10			2	10	138		
11	009B	VILJANEN Anne	FIN	137	11			3	10	137		
12	011B	WISNIEWSKA Martyna	POL	133	12			4	5	133		



Results

Rank	Target	Name	NOC Code	Unmarked		Marked		6s	5s	Total Score	Shoot Off	Remark
				Score	Rank	Score	Rank					
1	001B	NOZIGLIA Cinzia	ITA	165	2	163	1	16	19	328		Q
2	001A	GUTMAN Tina	SLO	170	1	138	10	15	16	308	SO T.2	Q
3	003B	BJORKLUND Lina	SWE	156	6	152	3	10	22	308	SO T.M	Q
4	003C	MACKOVA Martina	CZE	155	7	150	4	12	17	305		Q
5	003A	PORTE Chantal	FRA	158	5	143	6	5	20	301		Q
6	003D	NILSSON Jessica	GBR	154	8	142	8	7	17	296		Q
7	001C	CONRAD Manja	GER	160	3	134	11	10	18	294		Q
8	001D	STONER Jenifer	USA	158	4	134	12	8	19	292		Q
9	005B	MARUYAMA Miyuki	JPN	138	10	154	2	7	17	292		Q
10	005C	VILJANEN Anne	FIN	137	11	145	5	9	16	282		Q
11	005A	LALOUER Eliette	FRA	139	9	142	7	9	14	281		Q
12	005D	WISNIEWSKA Martyna	POL	133	12	138	9	10	12	271		Q

Legend:

Q Qualified

SO Shootoff

Timing and Results provided by **TISSOT**

RESULTS BOOK



Archery Women's Compound



THE WORLD GAMES
WROCLAW 2017


T+TISSOT
SWISS WATCHES SINCE 1853



Brackets

As of SUN 30 JUL 2017





Medallists

As of SUN 30 JUL 2017

Medal	Name	NOC
GOLD	LOPEZ Sara	COL - Colombia
SILVER	ELLISON Toja	SLO - Slovenia
BRONZE	COLIN Christie	USA - United States of America



Results

Name: **SAVENKOVA Aleksandra
(RUS)**

Athlete No: **4**

End	Arrows			Score	Total
1	10	9	9	28	28
2	X	9	8	27	55
3	10	9	10	29	84
4	9	9	8	26	110
5	X	8	9	27	137

Match Total:	137
Shoot-off:	T.9

Name: **COLIN Christie (USA)**

Athlete No: **15**

Winner					
End	Arrows			Score	Total
1	9	10	X	29	29
2	10	9	8	27	56
3	8	9	8	25	81
4	X	10	9	29	110
5	X	8	9	27	137

Match Total:	137
Shoot-off:	T.10



Results

Name: **LOPEZ Sara (COL)**Athlete No: **1**

Winner

End	Arrows			Score	Total
1	10	9	10	29	29
2	10	X	10	30	59
3	10	10	9	29	88
4	10	9	10	29	117
5	X	X	X	30	147

Match Total:

147

Name: **ELLISON Toja (SLO)**Athlete No: **6**

End	Arrows			Score	Total
1	9	10	X	29	29
2	9	10	9	28	57
3	X	10	9	29	86
4	X	X	9	29	115
5	10	10	9	29	144

Match Total:

144



Results

Name: **LOPEZ Sara (COL)**

Athlete No: 1

Winner

End	Arrows			Score	Total
1	10	10	9	29	29
2	X	10	9	29	58
3	10	X	9	29	87
4	10	X	9	29	116
5	10	X	X	30	146

Match Total:	146
--------------	-----

Name: **SAVENKOVA Aleksandra (RUS)**

Athlete No: 4

End	Arrows			Score	Total
1	10	9	7	26	26
2	8	10	10	28	54
3	X	9	10	29	83
4	X	9	9	28	111
5	8	9	9	26	137

Match Total:	137
--------------	-----



Results

Name: **ELLISON Toja (SLO)**
Athlete No: **6**

Winner

End	Arrows			Score	Total
1	10	8	10	28	28
2	9	X	8	27	55
3	9	10	X	29	84
4	8	X	X	28	112
5	10	9	9	28	140

Match Total:	140
--------------	------------

Name: **COLIN Christie (USA)**
Athlete No: **15**

End	Arrows			Score	Total
1	9	9	8	26	26
2	9	9	7	25	51
3	9	9	9	27	78
4	9	10	10	29	107
5	9	10	9	28	135

Match Total:	135
--------------	------------



Results

Name: **LOPEZ Sara (COL)**
Athlete No: **1**

Winner

End	Arrows			Score	Total
1	X	10	9	29	29
2	X	X	10	30	59
3	X	10	10	30	89
4	X	X	10	30	119
5	X	X	X	30	149

Match Total:	149
--------------	------------

Name: **SONG Yun Soo (KOR)**
Athlete No: **8**

End	Arrows			Score	Total
1	X	10	10	30	30
2	X	10	8	28	58
3	X	X	9	29	87
4	X	10	10	30	117
5	X	10	10	30	147

Match Total:	147
--------------	------------



Results

Name: **PRIEELS Sarah (BEL)**

Athlete No: **5**

End	Arrows			Score	Total
1	X	9	9	28	28
2	X	10	9	29	57
3	X	10	9	29	86
4	X	10	9	29	115
5	X	X	10	30	145

Match Total:	145
Shoot-off:	T.9

Name: **SAVENKOVA Aleksandra (RUS)**

Athlete No: **4**

Winner					
End	Arrows			Score	Total
1	X	10	9	29	29
2	X	9	9	28	57
3	X	10	9	29	86
4	10	10	9	29	115
5	10	10	10	30	145

Match Total:	145
Shoot-off:	T.X



Results

Name: **OCHOA-ANDERSON Linda**
(MEX)

Athlete No: **3**

End	Arrows			Score	Total
1	10	10	9	29	29
2	X	10	9	29	58
3	X	X	10	30	88
4	10	10	9	29	117
5	X	X	9	29	146

Match Total:	146
--------------	-----

Name: **ELLISON Toja (SLO)**

Athlete No: **6**

Winner

End	Arrows			Score	Total
1	X	10	9	29	29
2	X	10	9	29	58
3	X	10	9	29	87
4	X	10	10	30	117
5	X	10	10	30	147

Match Total:	147
--------------	-----



Results

Name: **COX Cassidy (USA)**
Athlete No: **7**

End	Arrows			Score	Total
1	X	10	10	30	30
2	X	10	10	30	60
3	X	9	8	27	87
4	10	9	8	27	114
5	10	9	9	28	142

Match Total:	142
--------------	-----

Name: **COLIN Christie (USA)**
Athlete No: **15**

Winner

End	Arrows			Score	Total
1	10	9	9	28	28
2	10	10	9	29	57
3	X	X	10	30	87
4	X	X	10	30	117
5	10	10	9	29	146

Match Total:	146
--------------	-----



Results

Name: **LOPEZ Sara (COL)**
Athlete No: **1**

Name: **de LAAT Sanne (NED)**
Athlete No: **16**

Winner

End	Arrows			Score	Total
1	10	10	9	29	29
2	10	10	10	30	59
3	X	X	10	30	89
4	X	10	10	30	119
5	X	X	X	30	149

Match Total:	149
--------------	------------

End	Arrows			Score	Total
1	9	9	8	26	26
2	X	9	9	28	54
3	X	10	9	29	83
4	X	10	10	30	113
5	X	10	10	30	143

Match Total:	143
--------------	------------



Results

Name: **MALAN Ilana (NAM)**
Athlete No: **24**

End	Arrows			Score	Total
1	8	8	8	24	24
2	10	9	8	27	51
3	9	9	8	26	77
4	10	10	9	29	106
5	X	9	9	28	134


Match Total:	134
--------------	-----

Name: **SONG Yun Soo (KOR)**
Athlete No: **8**

Winner

End	Arrows			Score	Total
1	10	9	9	28	28
2	X	10	9	29	57
3	X	X	10	30	87
4	X	10	10	30	117
5	10	9	9	28	145

Match Total:	145
--------------	-----



Results

Name: **PRIEELS Sarah (BEL)**
 Athlete No: **5**

Name: **SHKOLNA Mariya (POL)**
 Athlete No: **12**

Winner

End	Arrows			Score	Total
1	X	10	10	30	30
2	X	10	9	29	59
3	X	10	9	29	88
4	X	X	10	30	118
5	10	9	9	28	146

Match Total:	146
--------------	------------

End	Arrows			Score	Total
1	X	9	9	28	28
2	X	10	9	29	57
3	X	10	9	29	86
4	X	X	9	29	115
5	X	10	9	29	144

Match Total:	144
--------------	------------



Results

Name: **SALINAS Stephanie (MEX)**

Athlete No: **13**

End	Arrows			Score	Total
1	10	10	9	29	29
2	10	10	9	29	58
3	X	10	9	29	87
4	X	9	9	28	115
5	X	10	8	28	143


Match Total:	143
--------------	-----

Name: **SAVENKOVA Aleksandra (RUS)**

Athlete No: **4**

Winner					
End	Arrows			Score	Total
1	X	10	8	28	28
2	10	10	9	29	57
3	X	10	10	30	87
4	10	10	10	30	117
5	X	10	10	30	147

Match Total:	147
--------------	-----



Results

Name: **OCHOA-ANDERSON Linda**
(MEX)

Athlete No: **3**

Winner

End	Arrows			Score	Total
1	10	9	9	28	28
2	X	10	10	30	58
3	X	X	10	30	88
4	10	10	10	30	118
5	X	10	10	30	148


Match Total:	148
--------------	------------

Name: **MARCOS Andrea (ESP)**

Athlete No: **19**

End	Arrows			Score	Total
1	9	9	9	27	27
2	X	10	9	29	56
3	X	9	9	28	84
4	X	10	9	29	113
5	X	10	10	30	143

Match Total:	143
--------------	------------



Results

Name: **TONIOLI Marcella (ITA)**
Athlete No: **11**

End	Arrows			Score	Total
1	10	9	9	28	28
2	X	10	10	30	58
3	10	10	10	30	88
4	10	9	9	28	116
5	9	9	8	26	142

Match Total:	142
--------------	------------

Name: **ELLISON Toja (SLO)**
Athlete No: **6**

Winner

End	Arrows			Score	Total
1	X	X	8	28	28
2	X	9	9	28	56
3	X	X	10	30	86
4	10	10	9	29	115
5	10	9	9	28	143

Match Total:	143
--------------	------------



Results

Name: **COX Cassidy (USA)**
Athlete No: **7**

Name: **COJUANGCO Aya (PHI)**
Athlete No: **23**

Winner

End	Arrows			Score	Total
1	10	9	9	28	28
2	X	X	10	30	58
3	X	10	9	29	87
4	X	X	9	29	116
5	X	10	9	29	145

Match Total:	145
--------------	-----

End	Arrows			Score	Total
1	10	9	9	28	28
2	10	10	9	29	57
3	10	9	9	28	85
4	X	9	8	27	112
5	X	9	9	28	140

Match Total:	140
--------------	-----



Results

Name: **COLIN Christie (USA)**
 Athlete No: **15**

Name: **SONNICHSEN Sarah (DEN)**
 Athlete No: **2**

Winner

End	Arrows			Score	Total
1	10	10	9	29	29
2	X	X	9	29	58
3	X	10	9	29	87
4	10	10	9	29	116
5	10	10	9	29	145

Match Total:	145
--------------	------------

End	Arrows			Score	Total
1	9	9	9	27	27
2	10	9	9	28	55
3	X	10	10	30	85
4	X	X	10	30	115
5	X	10	9	29	144

Match Total:	144
--------------	------------



Results

Name: **GALE Sherry (AUS)**
Athlete No: **17**

End	Arrows			Score	Total
1	10	9	9	28	28
2	X	10	9	29	57
3	10	9	9	28	85
4	X	9	9	28	113
5	10	9	8	27	140


Match Total:	140
--------------	------------

Name: **de LAAT Sanne (NED)**
Athlete No: **16**

Winner

End	Arrows			Score	Total
1	10	10	9	29	29
2	X	X	10	30	59
3	9	9	8	26	85
4	X	X	9	29	114
5	10	10	10	30	144

Match Total:	144
--------------	------------



Results

Name: **CHEN Yi-Hsuan (TPE)**
Athlete No: **9**

End	Arrows			Score	Total
1	9	9	8	26	26
2	X	9	9	28	54
3	X	10	9	29	83
4	X	9	9	28	111
5	X	10	10	30	141
Match Total:				141	

Name: **MALAN Ilana (NAM)**
Athlete No: **24**

Winner					
End	Arrows			Score	Total
1	X	10	9	29	29
2	X	10	9	29	58
3	10	9	8	27	85
4	10	9	9	28	113
5	X	10	9	29	142
Match Total:				142	



Results

Name: **CINTRON Marla (PUR)**
Athlete No: **21**

End	Arrows			Score	Total
1	X	9	9	28	28
2	10	9	8	27	55
3	X	10	10	30	85
4	10	9	9	28	113
5	X	9	7	26	139

Match Total:	139
--------------	------------

Name: **SHKOLNA Mariya (POL)**
Athlete No: **12**

Winner

End	Arrows			Score	Total
1	9	9	8	26	26
2	X	X	10	30	56
3	X	9	9	28	84
4	X	X	10	30	114
5	X	10	9	29	143

Match Total:	143
--------------	------------



Results

Name: **SALINAS Stephanie (MEX)**
 Athlete No: **13**

Name: **BARATCHI Parisa (IRI)**
 Athlete No: **20**

Winner

End	Arrows			Score	Total
1	X	X	10	30	30
2	10	9	9	28	58
3	X	X	X	30	88
4	X	10	9	29	117
5	10	9	9	28	145

Match Total:	145
--------------	------------

End	Arrows			Score	Total
1	X	10	9	29	29
2	9	9	9	27	56
3	10	9	9	28	84
4	10	10	8	28	112
5	10	9	9	28	140

Match Total:	140
--------------	------------



Results

Name: **MARCOS Andrea (ESP)**
Athlete No: **19**

Name: **VINOGRADOVA Mariia (RUS)**
Athlete No: **14**


Winner

End	Arrows			Score	Total
1	10	10	9	29	29
2	X	X	9	29	58
3	X	10	10	30	88
4	10	10	9	29	117
5	X	10	9	29	146

Match Total:	146
--------------	-----

End	Arrows			Score	Total
1	9	9	9	27	27
2	X	10	8	28	55
3	X	10	9	29	84
4	X	9	9	28	112
5	10	9	9	28	140

Match Total:	140
--------------	-----



Results

Name: **TONIOLI Marcella (ITA)**
 Athlete No: **11**

Name: **REDMAN Louise (AUS)**
 Athlete No: **22**


Winner

End	Arrows			Score	Total
1	X	X	9	29	29
2	X	X	9	29	58
3	10	10	8	28	86
4	10	10	9	29	115
5	10	9	9	28	143

Match Total:	143
--------------	------------

End	Arrows			Score	Total
1	X	9	9	28	28
2	9	9	8	26	54
3	9	8	8	25	79
4	10	9	9	28	107
5	10	9	8	27	134

Match Total:	134
--------------	------------



Results

Name: **COJUANGCO Aya (PHI)**
 Athlete No: **23**

Name: **SANCENOT Amelie (FRA)**
 Athlete No: **10**

Winner

End	Arrows			Score	Total
1	10	10	9	29	29
2	X	X	9	29	58
3	X	10	9	29	87
4	X	10	9	29	116
5	X	9	9	28	144

Match Total:	144
--------------	------------

End	Arrows			Score	Total
1	X	X	9	29	29
2	9	9	9	27	56
3	10	10	9	29	85
4	10	9	9	28	113
5	10	9	8	27	140

Match Total:	140
--------------	------------



Results

Name: **COLIN Christie (USA)**
Athlete No: **15**

Name: **ELGIBILY Nancy (EGY)**
Athlete No: **18**

Winner

End	Arrows			Score	Total
1	X	10	10	30	30
2	X	10	9	29	59
3	10	10	8	28	87
4	10	10	9	29	116
5	10	9	8	27	143

Match Total:	143
--------------	-----

End	Arrows			Score	Total
1	10	10	9	29	29
2	X	10	8	28	57
3	10	9	9	28	85
4	10	10	9	29	114
5	9	9	8	26	140

Match Total:	140
--------------	-----



Results

Rank	Name	NOC Code	Round 1		Round 2		10s	Xs	Total Score	Shoot of	Remark
			Score	Rank	Score	Rank					
1	LOPEZ Sara	COL	352	2	355	1	59	31	707		
2	SONNICHSEN Sarah	DEN	354	1	350	8	56	23	704		
3	OCHOA-ANDERSON Linda	MEX	350	4	350	4	54	26	700		
4	SAVENKOVA Aleksandra	RUS	348	6	350	6	50	19	698		
5	PRIEELS Sarah	BEL	352	3	345	15	50	26	697		
6	ELLISON Toja	SLO	347	7	349	9	50	25	696		
7	COX Cassidy	USA	346	8	350	5	50	24	696		
8	SONG Yun Soo	KOR	345	10	350	3	51	14	695		
9	CHEN Yi-Hsuan	TPE	343	12	351	2	47	20	694		
10	SANCENOT Amelie	FRA	345	9	346	12	47	16	691		
11	TONIOLI Marcella	ITA	350	5	340	20	46	23	690		
12	SHKOLNA Mariya	POL	340	17	350	6	43	21	690		
13	SALINAS Stephanie	MEX	340	18	348	10	42	15	688		
14	VINOGRADOVA Mariia	RUS	343	13	345	16	41	18	688		
15	COLIN Christie	USA	343	11	344	18	44	25	687		
16	de LAAT Sanne	NED	341	14	345	13	44	20	686		
17	GALE Sherry	AUS	341	15	345	17	42	9	686		
18	ELGIBILY Nancy	EGY	339	20	346	11	42	16	685		
19	MARCOS Andrea	ESP	341	16	344	19	40	9	685		
20	BARATCHI Parisa	IRI	338	22	345	14	42	6	683		
21	CINTRON Marla	PUR	339	19	336	21	37	18	675		
22	REDMAN Louise	AUS	339	21	335	22	35	17	674		
23	COJUANGCO Aya	PHI	338	23	335	23	31	16	673		
24	MALAN Ilana	NAM	333	24	332	24	31	13	665		

RESULTS BOOK



Archery Women's Recurve



THE WORLD GAMES
WROCLAW 2017

T+TISSOT
SWISS WATCHES SINCE 1853



Brackets

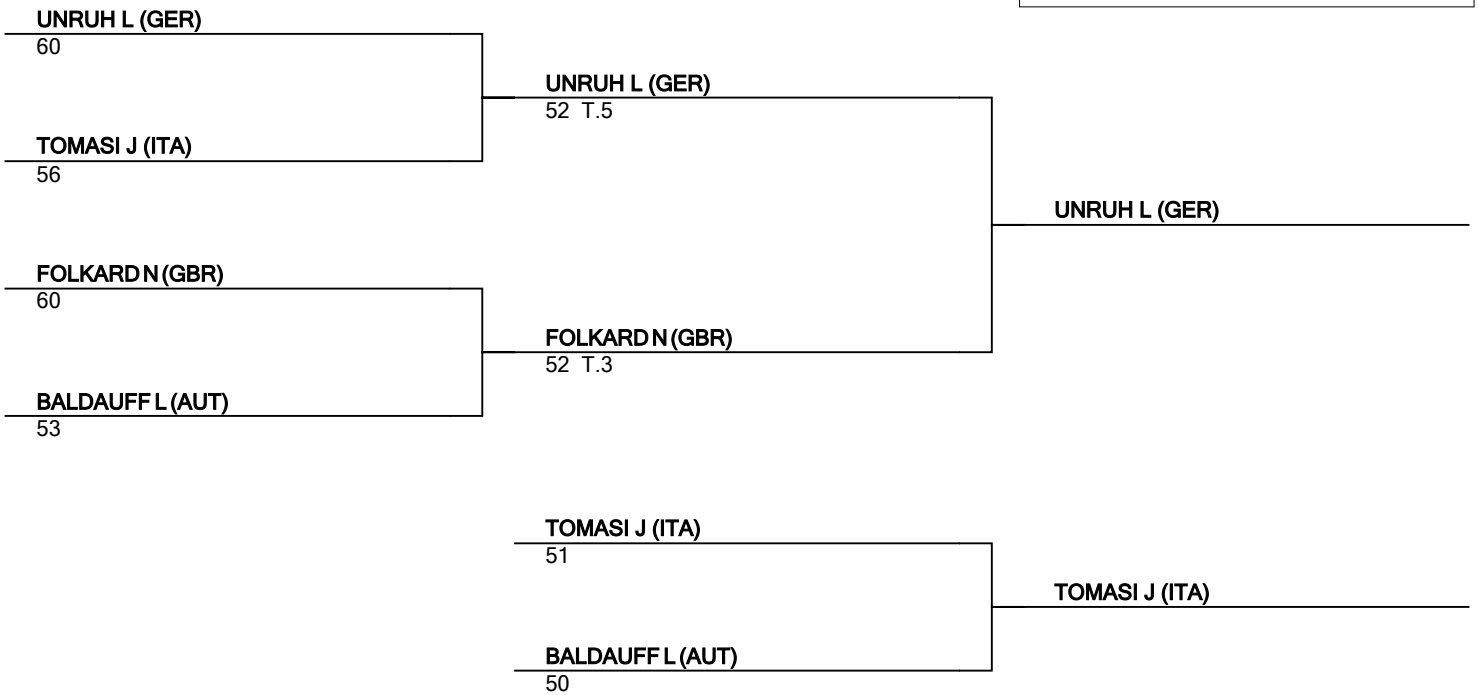
As of SUN 30 JUL 2017

Semifinals

Finals


MEDALLISTS

Gold	UNRUH L	GER
Silver	FOLKARD N	GBR
Bronze	TOMASI J	ITA



Note:
Medal winner box added

Timing and Results provided by **TISSOT**



Medallists

As of TUE 25 JUL 2017

Medal	Name	NOC
GOLD	UNRUH Lisa	GER - Germany
SILVER	FOLKARD Naomi	GBR - Great Britain
BRONZE	TOMASI Jessica	ITA - Italy



Results

Name: **TOMASI Jessica (ITA)**
Athlete No: **7**

Winner

End	Arrows			Score	Total
1	4	4	4	12	12
2	4	5	2	11	23
3	5	6	3	14	37
4	4	6	4	14	51


Match Total:	51
--------------	----


Name: **BALDAUFF Laurence (AUT)**
Athlete No: **2**

End	Arrows			Score	Total
1	5	3	4	12	12
2	4	3	4	11	23
3	5	4	5	14	37
4	5	4	4	13	50

Match Total:	50
--------------	----

Note:
Column score for end 4 changed for FOLKARD Naomi(GBR)

Timing and Results provided by  **TISSOT**



Results

Name: **UNRUH Lisa (GER)**
 Athlete No: **1**

Winner

End	Arrows			Score	Total
1	3	4	4	11	11
2	3	3	6	12	23
3	4	6	6	16	39
4	4	3	6	13	52

Match Total:	52
Shoot-off:	T.5

Name: **FOLKARD Naomi (GBR)**
 Athlete No: **5**

End	Arrows			Score	Total
1	5	5	4	14	14
2	3	5	5	13	27
3	4	3	5	12	39
4	4	5	4	13	52

Match Total:	52
Shoot-off:	T.3



Results

Name: **VANECKOVA Jindriska (CZE)**
 Athlete No: **12**

Winner

End	Arrows			Score	Total
1	5	4	4	13	13
2	4	5	5	14	27
3	4	6	4	14	41
4	4	3	4	11	52
5	5	4	5	14	66
6	2	6	4	12	78

Match Total:	78
--------------	----

Name: **GOBBELS Zoe (BEL)**
 Athlete No: **9**

End	Arrows			Score	Total
1	4	3	3	10	10
2	6	5	5	16	26
3	3	4	4	11	37
4	5	5	2	12	49
5	4	5	6	15	64
6	4	4	4	12	76

Match Total:	76
--------------	----



Results

Name: **VANECKOVA Jindriska (CZE)**
Athlete No: **12**

Name: **KOEHL Heather (USA)**
Athlete No: **8**

Winner

End	Arrows			Score	Total
1	4	4	5	13	13
2	5	5	5	15	28
3	4	5	5	14	42
4	5	6	4	15	57
5	6	6	5	17	74
6	3	4	4	11	85

Match Total:	85
--------------	----

End	Arrows			Score	Total
1	2	3	4	9	9
2	4	3	4	11	20
3	5	4	5	14	34
4	4	3	6	13	47
5	4	5	5	14	61
6	4	5	4	13	74

Match Total:	74
--------------	----



Results

Name: **VANECKOVA Jindriska (CZE)**
Athlete No: **12**

End	Arrows			Score	Total
1	4	5	4	13	13
2	6	4	4	14	27
3	4	4	4	12	39
4	4	4	5	13	52
5	4	4	5	13	65
6	4	5	4	13	78

Match Total:	78
--------------	----

Name: **FOLKARD Naomi (GBR)**
Athlete No: **5**

Winner					
End	Arrows			Score	Total
1	4	5	5	14	14
2	4	5	6	15	29
3	5	6	5	16	45
4	4	6	5	15	60
5	6	5	6	17	77
6	5	6	6	17	94

Match Total:	94
--------------	----



Results

Name: **FOLKARD Naomi (GBR)**
Athlete No: **5**

Winner

End	Arrows			Score	Total
1	5	4	5	14	14
2	4	4	6	14	28
3	4	4	4	12	40
4	4	5	4	13	53
5	5	4	6	15	68
6	4	5	6	15	83

Match Total:	83
--------------	----

Name: **PITMAN Bryony (GBR)**
Athlete No: **4**

End	Arrows			Score	Total
1	4	3	4	11	11
2	6	4	4	14	25
3	4	4	4	12	37
4	5	6	4	15	52
5	4	5	5	14	66
6	4	6	4	14	80

Match Total:	80
--------------	----



Results

Name: **LESNIAK Natalia Genowefa (POL)**

Athlete No: **10**

End	Arrows			Score	Total
1	3	4	3	10	10
2	5	4	3	12	22
3	3	4	3	10	32
4	2	4	4	10	42
5	4	6	4	14	56
6	5	4	4	13	69

Match Total:	69
--------------	----

Name: **RZASA Joanna (POL)**

Athlete No: **11**

Winner					
End	Arrows			Score	Total
1	4	4	5	13	13
2	5	3	5	13	26
3	3	4	4	11	37
4	6	5	4	15	52
5	3	6	4	13	65
6	5	5	5	15	80

Match Total:	80
--------------	----



Results

Name: **TOMASI Jessica (ITA)**
Athlete No: **7**

Name: **RZASA Joanna (POL)**
Athlete No: **11**

Winner

End	Arrows			Score	Total
1	4	5	5	14	14
2	6	4	5	15	29
3	4	5	5	14	43
4	4	4	4	12	55
5	5	4	3	12	67
6	5	5	5	15	82

Match Total:	82
--------------	----

End	Arrows			Score	Total
1	2	5	3	10	10
2	4	5	6	15	25
3	3	4	5	12	37
4	3	4	5	12	49
5	4	6	6	16	65
6	5	5	6	16	81

Match Total:	81
--------------	----



Results

Name: **KATTSTROM Elin (SWE)**
Athlete No: **6**

End	Arrows			Score	Total
1	3	4	5	12	12
2	6	4	5	15	27
3	4	4	4	12	39
4	6	5	5	16	55
5	5	4	4	13	68
6	5	5	4	14	82

Match Total:	82
--------------	----

Name: **TOMASI Jessica (ITA)**
Athlete No: **7**

Winner					
End	Arrows			Score	Total
1	4	4	4	12	12
2	6	5	5	16	28
3	4	6	3	13	41
4	4	3	6	13	54
5	5	4	4	13	67
6	6	6	4	16	83

Match Total:	83
--------------	----



Results

Name: **UMER Ana (SLO)**
Athlete No: **3**

End	Arrows			Score	Total
1	6	5	4	15	15
2	4	4	5	13	28
3	M	4	5	9	37
4	5	3	4	12	49
5	3	4	5	12	61
6	5	4	6	15	76

Match Total:	76
--------------	----

Name: **TOMASI Jessica (ITA)**
Athlete No: **7**

Winner					
End	Arrows			Score	Total
1	4	4	4	12	12
2	5	4	6	15	27
3	6	4	4	14	41
4	4	5	5	14	55
5	4	4	4	12	67
6	4	4	4	12	79

Match Total:	79
--------------	----



Results

Name: **UNRUH Lisa (GER)**
Athlete No: **1**

Winner

End	Arrows			Score	Total
1	5	5	5	15	15
2	4	5	5	14	29
3	5	6	6	17	46
4	6	5	5	16	62
5	5	5	5	15	77
6	5	5	5	15	92

Match Total:	92
--------------	----

Name: **BALDAUFF Laurence (AUT)**
Athlete No: **2**

End	Arrows			Score	Total
1	4	3	3	10	10
2	4	4	6	14	24
3	4	6	6	16	40
4	5	5	5	15	55
5	6	4	6	16	71
6	5	4	4	13	84

Match Total:	84
--------------	----




Results

REVISED
23 JUL 13:34

Rank	Target	Name	NOC Code	Unmarked		Marked		6s	5s	Total Score	Shoot Off	Remark
				Score	Rank	Score	Rank					
1	011D	UNRUH Lisa	GER	182	1			11	17	182		
2	009C	BALDAUFF Laurence	AUT	181	2			11	16	181		
3	011A	PITMAN Bryony	GBR	180	3			15	10	180		
4	009B	KATTSTROM Elin	SWE	180	4			12	15	180		
5	007C	FOLKARD Naomi	GBR	179	5			14	12	179		
6	009D	UMER Ana	SLO	177	6			12	12	177		
7	007D	KOEHL Heather	USA	168	7			9	12	168		
8	007B	TOMASI Jessica	ITA	163	8			9	8	163		
9	011C	RZASA Joanna	POL	160	9			8	10	160		
10	011B	GOBBELS Zoe	BEL	158	10			7	9	158		
11	007A	LESNIAK Natalia Genowefa	POL	156	11			8	12	156		
12	009A	VANECKOVA Jindriska	CZE	151	12			4	13	151		

Note:
Change in the Header

Timing and Results provided by  **TISSOT**



Results

Rank	Target	Name	NOC Code	Unmarked		Marked		6s	5s	Total Score	Shoot Off	Remark
				Score	Rank	Score	Rank					
1	001A	UNRUH Lisa	GER	182	1	193	1	30	28	375		
2	001B	BALDAUFF Laurence	AUT	181	2	180	2	24	28	361		
3	003B	UMER Ana	SLO	177	6	179	3	22	27	356		
4	001C	PITMAN Bryony	GBR	180	3	175	6	25	24	355		
5	003A	FOLKARD Naomi	GBR	179	5	176	5	25	22	355		
6	001D	KATTSTROM Elin	SWE	180	4	168	7	20	27	348		
7	005A	TOMASI Jessica	ITA	163	8	178	4	23	15	341		
8	003C	KOEHL Heather	USA	168	7	155	11	14	22	323		
9	005B	GOBBELS Zoe	BEL	158	10	158	10	11	21	316		
10	005C	LESNIAK Natalia Genowefa	POL	156	11	159	9	14	22	315		
11	003D	RZASA Joanna	POL	160	9	155	12	12	20	315		
12	005D	VANECKOVA Jindriska	CZE	151	12	163	8	10	30	314		

RESULTS BOOK



Archery Mixed Team Compound



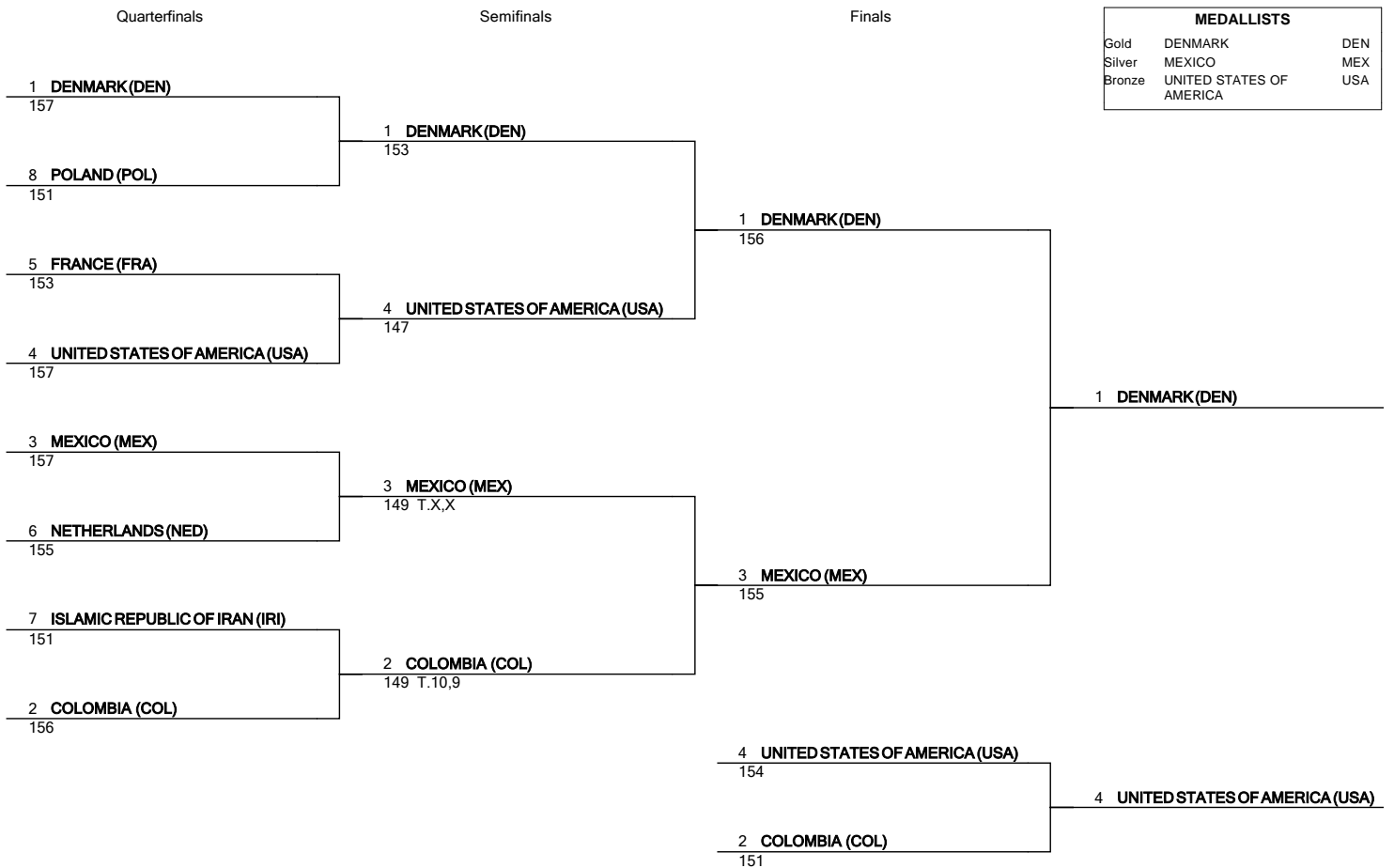
THE WORLD GAMES
WROCLAW 2017


T+TISSOT
SWISS WATCHES SINCE 1853



Brackets

As of SUN 30 JUL 2017





Medallists

As of SUN 30 JUL 2017

Medal	NOC	Name
GOLD	DEN - Denmark	HANSEN Stephan SONNICHSEN Sarah
SILVER	MEX - Mexico	GONZALEZ Rodolfo OCHOA-ANDERSON Linda
BRONZE	USA - United States of America	COX Cassidy SCHAFF Kris



Results

Name: **UNITED STATES OF AMERICA**
NOC Code **USA**

Name: **COLOMBIA**
NOC Code **COL**

Winner

End	Arrows				Score	Total
1	X	10	8	9	37	37
2	10	10	X	9	39	76
3	9	10	10	9	38	114
4	X	10	X	10	40	154

Match Total:	154
--------------	-----

End	Arrows				Score	Total
1	10	X	9	9	38	38
2	10	X	10	9	39	77
3	10	8	9	8	35	112
4	10	9	10	X	39	151

Match Total:	151
--------------	-----



Results

Name: **DENMARK**
NOC Code **DEN**

Name: **MEXICO**
NOC Code **MEX**

Winner

End	Arrows				Score	Total
1	10	10	10	X	40	40
2	X	9	10	X	39	79
3	9	X	X	9	38	117
4	X	X	10	9	39	156

Match Total:	156
--------------	------------

End	Arrows				Score	Total
1	10	X	10	10	40	40
2	X	8	10	10	38	78
3	X	10	10	10	40	118
4	10	9	X	8	37	155

Match Total:	155
--------------	------------



Results

Name: **DENMARK**
NOC Code **DEN**

Name: **UNITED STATES OF AMERICA**
NOC Code **USA**

Winner

End	Arrows				Score	Total
1	10	10	10	9	39	39
2	X	9	9	9	37	76
3	9	9	10	10	38	114
4	10	10	9	X	39	153

Match Total:	153
--------------	-----

End	Arrows				Score	Total
1	8	9	10	10	37	37
2	7	10	9	9	35	72
3	10	10	9	X	39	111
4	9	10	8	9	36	147

Match Total:	147
--------------	-----



Results

Name: **MEXICO**
 NOC Code **MEX**

Name: **COLOMBIA**
 NOC Code **COL**

Winner

End	Arrows				Score	Total
1	X	9	10	8	37	37
2	10	9	9	10	38	75
3	9	9	9	10	37	112
4	10	8	9	X	37	149

Match Total:	149
Shoot-off:	T.X,X

End	Arrows				Score	Total
1	10	10	9	9	38	38
2	8	10	9	10	37	75
3	8	10	9	10	37	112
4	10	9	9	9	37	149

Match Total:	149
Shoot-off:	T.10,9



Results

Name: **DENMARK**
 NOC Code **DEN**

Name: **POLAND**
 NOC Code **POL**

Winner

End	Arrows				Score	Total
1	10	10	10	10	40	40
2	X	10	10	9	39	79
3	X	10	10	10	40	119
4	X	X	9	9	38	157

Match Total:	157
--------------	------------

End	Arrows				Score	Total
1	10	10	9	9	38	38
2	X	10	10	9	39	77
3	10	10	9	9	38	115
4	10	9	9	8	36	151

Match Total:	151
--------------	------------



Results

Name: **FRANCE**
NOC Code **FRA**


End	Arrows				Score	Total
1	X	X	10	10	40	40
2	10	10	9	9	38	78
3	X	X	10	9	39	117
4	10	9	9	8	36	153

Match Total:	153
--------------	------------

Name: **UNITED STATES OF AMERICA**
NOC Code **USA**

Winner						
End	Arrows				Score	Total
1	X	10	9	9	38	38
2	X	10	10	10	40	78
3	X	10	10	9	39	117
4	X	10	10	10	40	157

Match Total:	157
--------------	------------



Results

Name: **MEXICO**
 NOC Code **MEX**

Name: **NETHERLANDS**
 NOC Code **NED**

Winner

End	Arrows				Score	Total
1	10	10	10	9	39	39
2	X	X	X	9	39	78
3	X	X	X	10	40	118
4	X	X	X	9	39	157

Match Total:	157
--------------	------------

End	Arrows				Score	Total
1	X	X	10	9	39	39
2	X	X	10	9	39	78
3	X	X	10	9	39	117
4	X	10	9	9	38	155

Match Total:	155
--------------	------------



Results

Name: **ISLAMIC REPUBLIC OF IRAN**
NOC Code **IRI**

End	Arrows				Score	Total
1	X	X	10	9	39	39
2	9	9	9	8	35	74
3	X	X	9	8	37	111
4	X	X	10	10	40	151

Match Total:	151
--------------	-----

Name: **COLOMBIA**
NOC Code **COL**

Winner

End	Arrows				Score	Total
1	10	10	10	9	39	39
2	10	10	10	9	39	78
3	X	10	10	9	39	117
4	X	10	10	9	39	156

Match Total:	156
--------------	-----

RESULTS BOOK



Beach Handball



THE WORLD GAMES
WROCLAW 2017

T+TISSOT
SWISS WATCHES SINCE 1853

RESULTS BOOK

TABLE OF CONTENT

7	Beach Handball	278
7.1	Table of Contents	279
7.2	Medallists by Event	283
7.3	Medal Standings	285
7.4	Men's	286
7.4.1	Team Roster	287
7.4.1.1	Team Roster - AUS	287
7.4.1.2	Team Roster - BRA	288
7.4.1.3	Team Roster - CRO	289
7.4.1.4	Team Roster - EGY	290
7.4.1.5	Team Roster - HUN	291
7.4.1.6	Team Roster - POL	292
7.4.1.7	Team Roster - QAT	293
7.4.1.8	Team Roster - URU	294
7.4.2	Tournament Summary	295
7.4.3	Medallists	297
7.4.4	Finals	298
7.4.4.1	Rank 7 Match POL - EGY	298
7.4.4.2	Rank 5 Match URU - AUS	300
7.4.4.3	Bronze Medal Match HUN - QAT	302
7.4.4.4	Gold Medal Match BRA - CRO	304
7.4.5	Semifinals	308
7.4.5.1	Results URU - POL	308
7.4.5.2	Results AUS - EGY	310
7.4.5.3	Results HUN - BRA	312
7.4.5.4	Results CRO - QAT	314
7.4.6	Quarterfinals	317
7.4.6.1	Results HUN - URU	317





7.4.6.2	Results AUS - CRO	319
7.4.6.3	Results POL - BRA	321
7.4.6.4	Results QAT - EGY	323
7.4.7	Preliminaries - Group A	325
7.4.7.1	Results HUN - POL	325
7.4.7.2	Results CRO - EGY	327
7.4.7.3	Results POL - CRO	329
7.4.7.4	Results EGY - HUN	331
7.4.7.5	Results EGY - POL	333
7.4.7.6	Results CRO - HUN	335
7.4.8	Preliminaries - Group B	338
7.4.8.1	Results BRA - URU	338
7.4.8.2	Results QAT - AUS	340
7.4.8.3	Results AUS - BRA	342
7.4.8.4	Results URU - QAT	344
7.4.8.5	Results BRA - QAT	346
7.4.8.6	Results URU - AUS	348
7.5	Women's	350
7.5.1	Team Roster	351
7.5.1.1	Team Roster - ARG	351
7.5.1.2	Team Roster - AUS	352
7.5.1.3	Team Roster - BRA	353
7.5.1.4	Team Roster - ESP	354
7.5.1.5	Team Roster - NOR	355
7.5.1.6	Team Roster - POL	356
7.5.1.7	Team Roster - TPE	357
7.5.1.8	Team Roster - TUN	358
7.5.2	Tournament Summary	359
7.5.3	Medallists	361
7.5.4	Finals	362
7.5.4.1	Rank 7 Match TPE - TUN	362
7.5.4.2	Rank 5 Match AUS - POL	364
7.5.4.3	Bronze Medal Match NOR - ESP	366
7.5.4.4	Gold Medal Match ARG - BRA	368
7.5.5	Semifinals	370
7.5.5.1	Results TPE - AUS	370
7.5.5.2	Results POL - TUN	372
7.5.5.3	Results NOR - ARG	374
7.5.5.4	Results ESP - BRA	376





7.5.6	Quarterfinals	378
7.5.6.1	Results NOR - TPE	378
7.5.6.2	Results POL - ESP	380
7.5.6.3	Results ARG - AUS	382
7.5.6.4	Results BRA - TUN	384
7.5.7	Preliminaries - Group A	386
7.5.7.1	Results ESP - ARG	386
7.5.7.2	Results NOR - TUN	388
7.5.7.3	Results TUN - ESP	390
7.5.7.4	Results NOR - ARG	392
7.5.7.5	Results ESP - NOR	394
7.5.7.6	Results ARG - TUN	396
7.5.8	Preliminaries - Group B	398
7.5.8.1	Results TPE - POL	398
7.5.8.2	Results BRA - AUS	400
7.5.8.3	Results POL - BRA	402
7.5.8.4	Results AUS - TPE	404
7.5.8.5	Results AUS - POL	406
7.5.8.6	Results BRA - TPE	409





After 2 of 2 Events

Medallists by Event

As of SAT 29 JUL 2017

Event Name	Date	Medal	Name	NOC Code
MEN	SAT 29 JUL	GOLD	1 ROSSA Cristiano 5 AMARAL Nailson 6 OLIVEIRA Bruno 7 CLAUDIO Thiago 10 PIRES Gil 11 BARCELLOS Thiago 14 MACHADO Marcelo 17 WIRTZBIKI Pedro 22 VIEIRA Diogo 23 ESTEVES Wellington	BRA
		SILVER	1 HENIGMAN David 2 SANDRK Josip 3 BEGONJA Dario 4 DUMENCIC Ivan 5 JURIC Ivan 6 DIKIC Zvonimir 7 SEMREN Matej 8 LAUS Tomislav 9 BURA Lucian 10 MARKOVIC Dominik	CRO
		BRONZE	3 MORGAN AHMED 4 DENGUIR AMIR 7 HAMDOON HADI 8 HASSAN MOHAMED 12 YAFAI MOHSIN 16 MAHFOUZ MOHAB 17 MOHAMED MUTASEM 24 KENAOUI SID 90 KAKHI HANI 92 ZOUAOUI ANIS	QAT



After 2 of 2 Events

Medallists by Event

As of SAT 29 JUL 2017

Event Name	Date	Medal	Name	NOC Code
WOMEN	SAT 29 JUL	GOLD	2 SENA Nathalie	BRA
			3 SOUZA Camila	
			4 ALENCAR Millena	
			5 SCHEPPA Patricia	
			6 SANTIAGO Renata	
			7 FRAZÃO Ingrid	
			8 OLIVEIRA Juliana	
			9 PIRES Cinthya	
			10 BRAZ Carolina	
14 BARROS Jessica				
WOMEN	SAT 29 JUL	SILVER	2 MIROTTA AGUSTINA	ARG
			6 ELIGES IVANA	
			9 IBARRA FLORENCIA	
			10 BARROS ROCIO	
			12 BERICIO FLORENCIA	
			13 MECCIA CELESTE	
			15 AGUZZI DANIELA	
			16 ROSSI CAROLINA	
			20 SCORDAMAGLIA LUCIANA	
24 CARDENAS RAYEN				
WOMEN	SAT 29 JUL	BRONZE	1 LLADRÓ FERNANDEZ Silvia	ESP
			3 BATISTA PORTERO Asunción	
			5 CONEJERO GALÁN Patricia	
			6 CAÑO DOMINGUEZ Raquel	
			7 HENÁNDEZ TORRICO Sara	
			12 SOLANO CABALLERO Sonora Lucia	
			13 SÁNCHEZ BARRIOS Andrea	
			15 GARCÍA TORO Maria Luisa	
			17 CONEJERO GALÁN Cristina	
25 SANHEZ HERNANDEZ Maria del Carmen				




After 2 of 2 Events

Medal Standings

As of SAT 29 JUL 2017

Rank	NOC	Men				Women				Total				Rank by Total
		G	S	B	Tot.	G	S	B	Tot.	G	S	B	Tot.	
1	BRA - Brazil	1			1	1			1	2			2	1
2	ARG - Argentina						1		1		1		1	=2
2	CRO - Croatia		1		1						1		1	=2
4	ESP - Spain							1	1			1	1	=2
4	QAT - Qatar			1	1							1	1	=2
Total:		1	1	1	3	1	1	1	3	2	2	2	6	

LEGEND	
=	Equal sign indicates that two or more NOCs share the same rank by total
B	Bronze
G	Gold
S	Silver
Tot	Total

Timing and Results provided by  TISSOT

RESULTS BOOK



Beach Handball Men's



THE WORLD GAMES
WROCLAW 2017

T+TISSOT
SWISS WATCHES SINCE 1853



Team Roster

As of FRI 28 JUL 2017

AUS - Australia

No.	Name	Height m / ft in	Date of Birth	Age
2	CAMPBELL Matthew		10 FEB 1994	23
3	MOTTIN Christopher		15 NOV 1994	22
4	NICHOLSON Scott		17 APR 1989	28
6	ROBSON Jonathan		14 OCT 1988	28
7	STOCK Johnathon		12 JUL 1989	28
8	GALLAUGHER Nicholas		27 MAR 1991	26
10	BLAISE Stephane		11 APR 1983	34
13	TURECEK Lucas		24 MAY 1989	28
16	BRENNAN James		15 APR 1992	25
29	FOGERTY Daniel		29 JUN 1994	23
Team average				26.5

Head Coach WEISS Patrik
Physiotherapist VERNAY Romain
Team Official PETERSEN Rikke



Team Roster

As of WED 26 JUL 2017

BRA - Brazil

No.	Name	Height m / ft in	Date of Birth	Age
1	ROSSA Cristiano		21 FEB 1986	31
5	AMARAL Nailson		3 JUL 1990	27
6	OLIVEIRA Bruno		29 DEC 1985	31
7	CLAUDIO Thiago		20 OCT 1985	31
10	PIRES Gil		20 JAN 1982	35
11	BARCELLOS Thiago		28 APR 1987	30
14	MACHADO Marcelo		18 APR 1995	22
17	WIRTZBIKI Pedro		17 JUL 1990	27
22	VIEIRA Diogo		26 MAR 1987	30
23	ESTEVEES Wellington		31 DEC 1986	30
Team average				29.4

Head Coach GUERRA Antonio
Physiotherapist DANTAS Glauko



Team Roster

As of WED 26 JUL 2017

CRO - Croatia

No.	Name	Height m / ft in	Date of Birth	Age
1	HENIGMAN David		4 SEP 1983	33
2	SANDRK Josip		27 APR 1987	30
3	BEGONJA Dario		17 JUL 1992	25
4	DUMENCIC Ivan		10 JUL 1990	27
5	JURIC Ivan		16 DEC 1986	30
6	DIKIC Zvonimir		6 FEB 1987	30
7	SEMREN Matej		25 SEP 1992	24
8	LAUS Tomislav		5 APR 1988	29
9	BURA Lucian		14 AUG 1997	19
10	MARKOVIC Dominik		2 JUN 1998	19
Team average				26.6

Head Coach ROKAVEC Davor
Physiotherapist KRUSELJ Goran



Team Roster

As of WED 26 JUL 2017

EGY - Egypt

No.	Name	Height m / ft in	Date of Birth	Age
1	SERAGELDEEN HOSEEN ABDELAZIZ Mohame		28 SEP 1981	35
2	SHAABAN BAKR IMAM MOHAMED Mohamed		1 MAR 2000	17
4	TAREK ABDELMNEM MOHAMED ABOUSALEM M		15 JAN 2002	15
5	SALEM SOLIMAN SALAMA Hany		1 JUL 2000	17
6	WAGIH RAGAB ALI RASLAN Mohamed		17 SEP 2000	16
7	SHAABAN GABER MOHAMED ELDRDERY Akma		9 DEC 2000	16
8	AHMED MOHAMED SABER EMAM Eslam		17 MAR 1984	33
10	MOHAMED ALI AHMED ALI ELGANAYNI Abd		1 JAN 2001	16
16	ELSAID MAHMOUD ABOUSABAA SOLIMAN Se		13 MAY 2000	17
23	ALY HASSANIN ABDELAAL YOUNES Essam		7 JAN 1984	33
Team average				21.5

Head Coach AMER Hassan Abdelfattah Mohamed



Team Roster

As of WED 26 JUL 2017

HUN - Hungary

No.	Name	Height m / ft in	Date of Birth	Age
1	VITÁRIS Norbert		1 JAN 1990	27
2	ZAKICS Bence		8 JAN 1994	23
6	NAGY András		13 MAR 1989	28
7	VIZES Patrik		13 JAN 1994	23
8	GÁBORI Máté		10 JAN 1987	30
15	GYENE Norbert		18 APR 1994	23
20	NAHAJ László		20 FEB 1988	29
23	JOHN András		16 AUG 1990	26
24	KUN Attila		5 DEC 1994	22
33	PRICZEL Bence		27 JUL 1993	23
Team average				25.4

Head Coach GULYAS Istvan



Team Roster

As of WED 26 JUL 2017

POL - Poland

No.	Name	Height m / ft in	Date of Birth	Age
1	FIODOR Adrian		18 NOV 1989	27
3	ADAMSKI Kacper		19 MAR 1992	25
8	KOZHUCHOWSKI EMIL		20 JUL 1988	29
10	WLUDARCZAK Maciej		22 FEB 1986	31
20	ZAKRETA Lukasz		25 FEB 1991	26
23	SZCZUKOCKI Konrad		10 APR 1990	27
32	RUPP Milosz		16 SEP 1991	25
51	WOJDAK Bartosz		11 DEC 1993	23
89	TROJANOWICZ Sebastian		13 MAY 1989	28
90	ORLOWSKI Mateusz		21 OCT 1990	26
Team average				26.7

Head Coach KISIEL Krzysztof
Physiotherapist PIASECKI Wojciech



Team Roster

As of WED 26 JUL 2017

QAT - Qatar

No.	Name	Height m / ft in	Date of Birth	Age
3	MORGAN AHMED		28 JUN 1990	27
4	DENGUIR AMIR		7 MAR 1995	22
7	HAMDOON HADI		5 FEB 1992	25
8	HASSAN MOHAMED		19 FEB 1984	33
12	YAFAI MOHSIN		14 MAY 1981	36
16	MAHFOUZ MOHAB		18 MAY 1987	30
17	MOHAMED MUTASEM		2 MAR 1988	29
24	KENAQUI SID		7 NOV 1988	28
90	KAKHI HANI		31 OCT 1990	26
92	ZOUAQUI ANIS		7 FEB 1992	25
Team average		/		28.1

Head Coach ALY Khaled
Physiotherapist SANZ LOPEZ Fernando



Team Roster

As of WED 26 JUL 2017

URU - Uruguay

No.	Name	Height m / ft in	Date of Birth	Age
3	ADLER BONIFACINO Felipe		15 NOV 1994	22
5	OHOLEGUY GRUB Matias		15 APR 1983	34
7	RODRIGUEZ MAYADO Santiago		10 SEP 1990	26
8	BERNAL ALGARE Rodrigo		25 NOV 1983	33
10	SEQUEIRA SARA VIA Martin Francisco		28 NOV 1990	26
13	PORRO DALERA Juan Jose		28 MAR 1989	28
16	GONZALEZ ALLOZA Felipe		8 DEC 1993	23
17	SEQUEIRA SARA VIA Fernando Ariel		18 AUG 1988	28
36	ROSTAGNO RIOS Cristhian David		14 OCT 1995	21
44	SAGASTI TRIAS Sebastian		12 APR 2000	17
Team average		/		25.8

Head Coach BALLETTO MARTINEZ Gaston Pedro



Tournament Summary

As of SAT 29 JUL 2017

Group A

Rank	Teams	Matches			Sets			Goals			Points
		MP	Won	Lost	For	Against	Diff.	For	Against	Diff.	
1	Hungary	3	3	0	139	121	18	6	1	5	6
2	Croatia	3	2	1	164	105	59	5	2	3	4
3	Poland	3	1	2	118	111	7	2	4	-2	2
4	Egypt	3	0	3	67	151	-84	0	6	-6	0

No.	Group	Date	Time	Site	Teams	Score
M01	A	WED 26 JUL	11:30	Wroclaw	Hungary - Poland	2 - 0 (26:24, 17:16)
M02	A	WED 26 JUL	12:20	Wroclaw	Croatia - Egypt	2 - 0 (25:10, 34:13)
M03	A	WED 26 JUL	18:30	Wroclaw	Poland - Croatia	0 - 2 (12:28, 16:22)
M04	A	WED 26 JUL	19:20	Wroclaw	Egypt - Hungary	0 - 2 (14:19, 12:23)
M05	A	THU 27 JUL	12:30	Wroclaw	Egypt - Poland	0 - 2 (11:26, 7:24)
M06	A	THU 27 JUL	12:30	Wroclaw	Croatia - Hungary	1 - 2 (23:20, 24:25, 8:9)

Group B

Rank	Teams	Matches			Sets			Goals			Points
		MP	Won	Lost	For	Against	Diff.	For	Against	Diff.	
1	Qatar	3	3	0	134	101	33	6	1	5	6
2	Brazil	3	2	1	139	108	31	5	2	3	4
3	Australia	3	1	2	103	105	-2	2	4	-2	2
4	Uruguay	3	0	3	76	138	-62	0	6	-6	0

No.	Group	Date	Time	Site	Teams	Score
M07	B	WED 26 JUL	9:50	Wroclaw	Brazil - Uruguay	2 - 0 (25:16, 23:10)
M08	B	WED 26 JUL	9:50	Wroclaw	Qatar - Australia	2 - 0 (17:15, 17:16)
M09	B	WED 26 JUL	15:00	Wroclaw	Australia - Brazil	0 - 2 (18:23, 16:23)
M10	B	WED 26 JUL	15:00	Wroclaw	Uruguay - Qatar	0 - 2 (7:30, 18:22)
M11	B	THU 27 JUL	10:00	Wroclaw	Brazil - Qatar	1 - 2 (23:22, 16:17, 6:9)
M12	B	THU 27 JUL	10:00	Wroclaw	Uruguay - Australia	0 - 2 (15:20, 10:18)

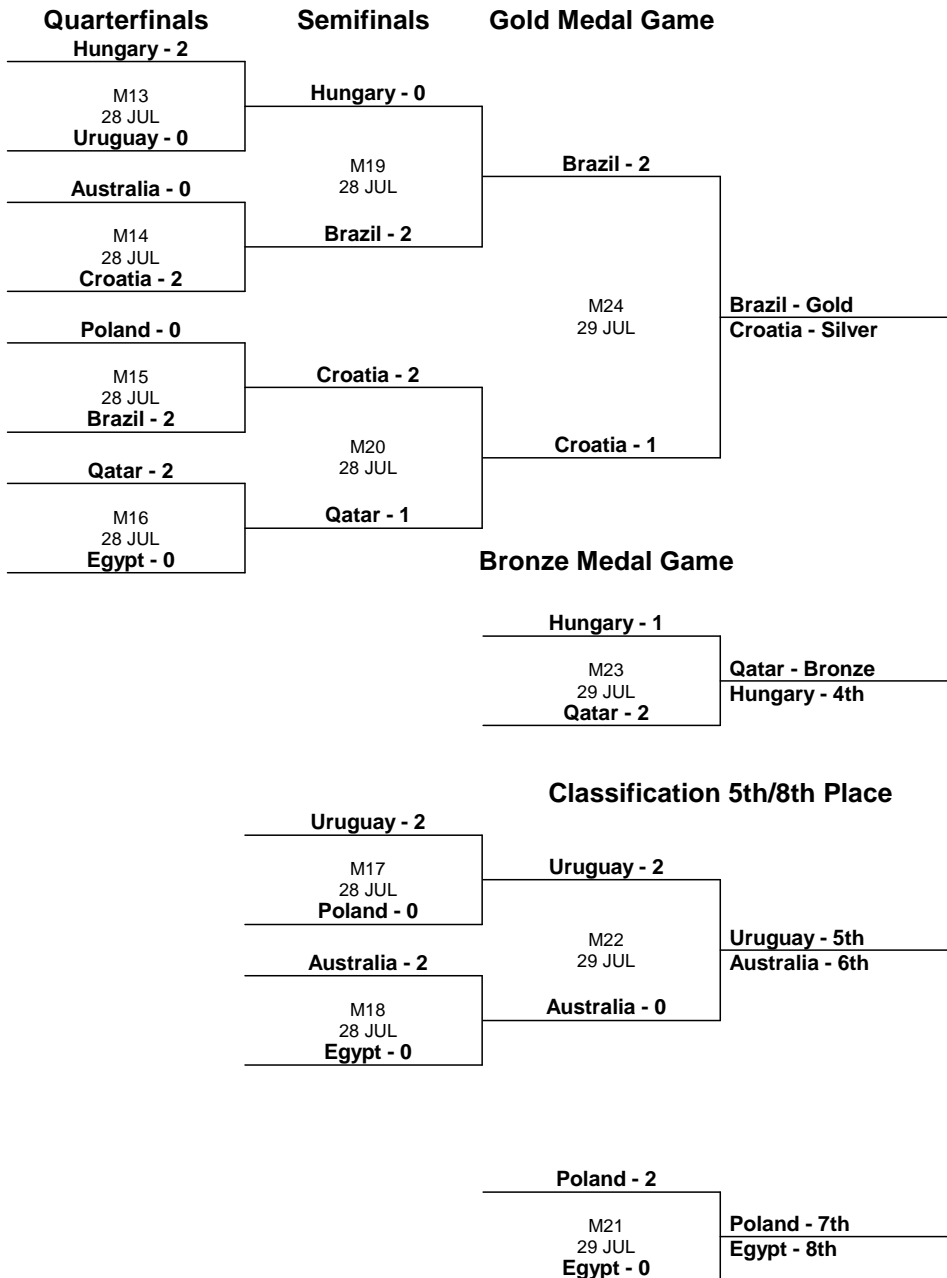
Final Round

No.	Round	Date	Time	Site	Teams	Score
M13	Quarterfinals Match	FRI 28 JUL	11:10	Wroclaw	Hungary - Uruguay	2 - 0 (32:20, 28:12)
M14	Quarterfinals Match	FRI 28 JUL	11:10	Wroclaw	Australia - Croatia	0 - 2 (14:20, 13:16)
M15	Quarterfinals Match	FRI 28 JUL	12:00	Wroclaw	Poland - Brazil	0 - 2 (14:18, 22:28)
M16	Quarterfinals Match	FRI 28 JUL	12:00	Wroclaw	Qatar - Egypt	2 - 0 (23:7, 23:10)
M17	Rank 5-8 Match	FRI 28 JUL	15:50	Wroclaw	Uruguay - Poland	2 - 0 (19:15, 16:14)
M18	Rank 5-8 Match	FRI 28 JUL	15:50	Wroclaw	Australia - Egypt	2 - 0 (22:14, 18:14)
M19	Semifinals Match	FRI 28 JUL	17:30	Wroclaw	Hungary - Brazil	0 - 2 (16:18, 12:16)
M20	Semifinals Match	FRI 28 JUL	19:10	Wroclaw	Croatia - Qatar	2 - 1 (14:21, 19:18, 7:4)
M21	Rank 7 Match	SAT 29 JUL	9:50	Wroclaw	Poland - Egypt	2 - 0 (16:11, 14:8)
M22	Rank 5 Match	SAT 29 JUL	11:30	Wroclaw	Uruguay - Australia	2 - 0 (18:14, 18:17)
M23	Bronze Medal Match	SAT 29 JUL	15:00	Wroclaw	Hungary - Qatar	1 - 2 (17:20, 23:20, 6:7)
M24	Gold Medal Match	SAT 29 JUL	17:00	Wroclaw	Brazil - Croatia	2 - 1 (22:28, 24:18, 9:8)



Tournament Summary

As of SAT 29 JUL 2017



Final Standings		
Medal	Rank	Team
Gold	1	BRA - Brazil
Silver	2	CRO - Croatia
Bronze	3	QAT - Qatar
	4	HUN - Hungary
	5	URU - Uruguay
	6	AUS - Australia
	7	POL - Poland
	8	EGY - Egypt



Medallists

GOLD	SILVER	BRONZE
BRA - Brazil ROSSA Cristiano AMARAL Nailson OLIVEIRA Bruno CLAUDIO Thiago PIRES Gil BARCELLOS Thiago MACHADO Marcelo WIRTZBIKI Pedro VIEIRA Diogo ESTEVES Wellington	CRO - Croatia HENIGMAN David SANDRK Josip BEGONJA Dario DUMENCIC Ivan JURIC Ivan DIKIC Zvonimir SEMREN Matej LAUS Tomislav BURA Lucian MARKOVIC Dominik	QAT - Qatar MORGAN AHMED DENGUIR AMIR HAMDOON HADI HASSAN MOHAMED YAFAI MOHSIN MAHFOUZ MOHAB MOHAMED MUTASEM KENAOUI SID KAKHI HANI ZOUAOUI ANIS



Match No.: 21 Court 1

Results

Poland 2 vs 0 Egypt

REFEREES:

Martinez Pablo (URU)
Monico Luis (URU)

1st Period: 16 - 11

2nd Period: 14 - 8

POL - Poland

Headcoach: KISIEL Krzysztof

No.	Name	Total				Goals / Shots							Punishments			
		Points	Goals	Shots	%	1-Pt All	1-Pt Spin	Spin	Inflight	Specialist	Goalkeeper	P6m	SUS	RC	DQ	
1	FIODOR Adrian															
3	ADAMSKI Kacper	8	4	4	100					4 / 4						
8	KOZHUCHOWSKI EMIL	4	2	4	50			0 / 1	2 / 3				1			
10	WLUDARCZAK Maciej		0	2	0			0 / 2								
20	ZAKRETA Lukasz	2	1	2	50					1 / 1	0 / 1					
23	SZCZUKOCKI Konrad															
32	RUPP Milosz	8	4	6	67			4 / 6								
51	WOJDAK Bartosz	4	2	2	100			1 / 1				1 / 1				
89	TROJANOWICZ Sebastian	2	1	1	100					1 / 1						
90	ORLOWSKI Mateusz	2	1	5	20			0 / 2	1 / 3							
Totals		30	15	26	58			5 / 12	3 / 6	6 / 6	0 / 1	1 / 1	1			

No.	Goalkeeper	Total			Saves / Shots						
		Saves	Shots	%	1-Pt All	1-Pt Spin	Spin	Inflight	Specialist	Goalkeeper	P6m
1	FIODOR Adrian	4	10	40	0 / 1	0 / 1	3 / 4	0 / 3	1 / 2		
20	ZAKRETA Lukasz	2	6	33	1 / 1		1 / 2		0 / 2		0 / 1
Totals		6	16	38	1 / 2	0 / 1	4 / 6	0 / 3	1 / 4		0 / 1

EGY - Egypt


Headcoach: AMER Hassan Abdelfattah Mohamed

No.	Name	Total				Goals / Shots							Punishments			
		Points	Goals	Shots	%	1-Pt All	1-Pt Spin	Spin	Inflight	Specialist	Goalkeeper	P6m	SUS	RC	DQ	
1	SERAGELDEEN HOSEEN ABDELAZIZ Mohame															
2	SHAABAN BAKR IMAM MOHAMED Mohamed															
4	TAREK ABDELNEM MOHAMED ABOUSALEM M															
5	SALEM SOLIMAN SALAMA Hany	1	1	3	33	1 / 1	1 / 1	0 / 2								
6	WAGIH RAGAB ALI RASLAN Mohamed															
7	SHAABAN GABER MOHAMED ELDRDERY Akma	2	1	6	17			1 / 6								
8	AHMED MOHAMED SABER EMAM Eslam	8	4	6	67					3 / 5		1 / 1				
10	MOHAMED ALI AHMED ALI ELGANAYNI Abd	2	1	3	33	0 / 2		1 / 1								
16	ELSAID MAHMOUD ABOUSABAA SOLIMAN Se															
23	ALY HASSANIN ABDELAAL YOUNES Essam	6	3	6	50			0 / 1	3 / 5							
Totals		19	10	24	42	1 / 3	1 / 1	2 / 10	3 / 5	3 / 5		1 / 1				

No.	Goalkeeper	Total			Saves / Shots						
		Saves	Shots	%	1-Pt All	1-Pt Spin	Spin	Inflight	Specialist	Goalkeeper	P6m
16	ELSAID MAHMOUD ABOUSABAA SOLIMAN Se	6	21	29			5 / 10	1 / 4	0 / 6		0 / 1
Totals		6	21	29			5 / 10	1 / 4	0 / 6		0 / 1

Team Comparison

	1st Period				2nd Period			
	Poland		Egypt		Poland		Egypt	
	Goals/Shots	Eff %	Goals/Shots	Eff %	Goals/Shots	Eff %	Goals/Shots	Eff %
Inflight	2 / 3	67	3 / 3	100	1 / 3	33	0 / 2	0
Spin Shots	3 / 7	43	1 / 6	17	2 / 5	40	1 / 4	25
Specialist Shots	2 / 2	100	1 / 1	100	4 / 4	100	2 / 4	50
1-Point Shots			1 / 1	100			0 / 2	0
Goalkeeper Shots					0 / 1	0		
6-meter Shots	1 / 1	100					1 / 1	100
1-Point Spin Shots			1 / 1	100				

Timing and Results provided by  TISSOT



Match No.: 21 Court 1

Results

Poland 2 vs 0 Egypt

REFEREES:

Martinez Pablo (URU)
Monico Luis (URU)

1st Period: 16 - 11

2nd Period: 14 - 8

POL - Poland

No.	Name	Technical skills					
		Ass	ST	BS	R6	P6	TO
1	FIODOR Adrian						
3	ADAMSKI Kacper						4
8	KOZHUCHOWSKI EMIL					1	
10	WLUDARCZAK Maciej			3			
20	ZAKRETA Lukasz						
23	SZCZUKOCKI Konrad			1			
32	RUPP Milosz						2
51	WOJDAK Bartosz						
89	TROJANOWICZ Sebastian	1					1
90	ORLOWSKI Mateusz						2
Team							
Totals		1		4		1	9

EGY - Egypt

No.	Name	Technical skills					
		Ass	ST	BS	R6	P6	TO
1	SERAGELDEEN HOSEEN ABDELAZIZ Mohame						
2	SHAABAN BAKR IMAM MOHAMED Mohamed						
4	TAREK ABDELNEM MOHAMED ABOUSALEM M		1				
5	SALEM SOLIMAN SALAMA Hany						
6	WAGIH RAGAB ALI RASLAN Mohamed					1	2
7	SHAABAN GABER MOHAMED ELDRDERY Akma		1				
8	AHMED MOHAMED SABER EMAM Eslam						4
10	MOHAMED ALI AHMED ALI ELGANAYNI Abd						3
16	ELSAID MAHMOUD ABOUSABAA SOLIMAN Se						
23	ALY HASSANIN ABDELAAL YOUNES Essam		1		1		1
Team							
Totals			3		1	1	10

Running Score

POL - EGY

1st Period

RUPP M.	2 : 0
2 : 1	SALEM SOLIMAN SALAMA H.
WOJDAK B.	4 : 1
RUPP M.	6 : 1
KOZUCHKOWSI E.	8 : 1
RUPP M.	10 : 1
KOZUCHKOWSI E.	12 : 1
12 : 3	MOHAMED ALI AHMED ALI ELG A.
ADAMSKI K.	14 : 3
14 : 5	ALY HASSANIN ABDELAAL YOU E.
14 : 7	ALY HASSANIN ABDELAAL YOU E.
14 : 9	ALY HASSANIN ABDELAAL YOU E.
ADAMSKI K.	16 : 9
16 : 11	AHMED MOHAMED SABER EMAM E.

2nd Period

ZAKRETA L.	2 : 0
RUPP M.	4 : 0
4 : 2	AHMED MOHAMED SABER EMAM E.
ADAMSKI K.	6 : 2
6 : 4	AHMED MOHAMED SABER EMAM E.
6 : 6	AHMED MOHAMED SABER EMAM E.
ADAMSKI K.	8 : 6
TROJANOWICZ S.	10 : 6
WOJDAK B.	12 : 6
12 : 8	SHAABAN GABER MOHAMED ELD A.
ORLOWSKI M.	14 : 8

LEGEND

1-Pt	1-Point-Shots	1-Pt Spin	1-Point-Spinshots	—	Struck out Players did not play	%	Efficiency
Ass	Assists	BS	Blocked Shots	DQ	Disqualifications	GK	Goalkeeper
Ind	Individual	No	Shirt Number	P6	Penalty Fouls	P6m	6m Penalty Shots
R6	Received 6m-Fouls	RC	Red Cards	Spec	Specialist	ST	Steals
SUS	Suspension	Spin	Spinshots	TO	Turnover		

Timing and Results provided by TISSOT



Match No.: 22 Court 1

Results

Uruguay 2 vs 0 Australia

REFEREES:

Heel Al (QAT)
Yazeedi Al (QAT)

1st Period: 18 - 14

2nd Period: 18 - 17

URU - Uruguay

Headcoach: BALLETO MARTINEZ Gaston Pedro

Team time outs: 1

No.	Name	Total				Goals / Shots						Punishments			
		Points	Goals	Shots	%	1-Pt All	1-Pt Spin	Spin	Inflight	Specialist	Goalkeeper	P6m	SUS	RC	DQ
3	ADLER BONIFACINO Felipe	4	2	4	50					2 / 4					
5	OHOLEGUY GRUB Matias														
7	RODRIGUEZ MAYADO Santiago	11	6	6	100	1 / 1	1 / 1	5 / 5							
8	BERNAL ALGARE Rodrigo	6	3	6	50			0 / 1	3 / 5						
10	SEQUEIRA SARA VIA Martin Francisco	1	1	2	50	1 / 1	1 / 1	0 / 1							
13	PORRO DALERA Juan Jose	6	3	6	50					3 / 6					
16	GONZALEZ ALLOZA Felipe														
17	SEQUEIRA SARA VIA Fernando Ariel														
36	ROSTAGNO RIOS Cristihian David	6	3	3	100			3 / 3							
44	SAGASTI TRIAS Sebastian	2	1	1	100					1 / 1					
Totals		36	19	28	68	2 / 2	2 / 2	8 / 10	3 / 5	6 / 11					

No.	Goalkeeper	Total			Saves / Shots						
		Saves	Shots	%	1-Pt All	1-Pt Spin	Spin	Inflight	Specialist	Goalkeeper	P6m
16	GONZALEZ ALLOZA Felipe	3	13	23			0 / 5	1 / 3	2 / 4		0 / 1
17	SEQUEIRA SARA VIA Fernando Ariel	0	6	0	0 / 1	0 / 1	0 / 3		0 / 2		
Totals		3	19	16	0 / 1	0 / 1	0 / 8	1 / 3	2 / 6		0 / 1

AUS - Australia

Headcoach: WEISS Patrik

Team time outs: 1

No.	Name	Total				Goals / Shots						Punishments			
		Points	Goals	Shots	%	1-Pt All	1-Pt Spin	Spin	Inflight	Specialist	Goalkeeper	P6m	SUS	RC	DQ
2	CAMPBELL Matthew	6	3	5	60			3 / 5							
3	MOTTIN Christopher	8	4	5	80			4 / 5							
4	NICHOLSON Scott														
6	ROBSON Jonathan														
7	STOCK Johnathon														
8	GALLAUGHER Nicholas	7	4	9	44	1 / 1	1 / 1	1 / 3	2 / 5						
10	BLAISE Stephane	4	2	3	67					2 / 3					
13	TURECEK Lucas	6	3	6	50					2 / 5		1 / 1			
16	BRENNAN James														
29	FOGERTY Daniel														
Totals		31	16	28	57	1 / 1	1 / 1	8 / 13	2 / 5	4 / 8		1 / 1			

No.	Goalkeeper	Total			Saves / Shots						
		Saves	Shots	%	1-Pt All	1-Pt Spin	Spin	Inflight	Specialist	Goalkeeper	P6m
16	BRENNAN James	4	22	18	0 / 2	0 / 2	2 / 9	2 / 5	0 / 6		
Totals		4	23	17	0 / 2	0 / 2	2 / 10	2 / 5	0 / 6		

Team Comparison

	1st Period				2nd Period			
	Uruguay		Australia		Uruguay		Australia	
	Goals/Shots	Eff %	Goals/Shots	Eff %	Goals/Shots	Eff %	Goals/Shots	Eff %
Inflight	2 / 3	67	1 / 3	33	1 / 2	50	1 / 2	50
Spin Shots	3 / 4	75	4 / 8	50	5 / 6	83	4 / 5	80
Specialist Shots	3 / 5	60	1 / 3	33	3 / 6	50	3 / 5	60
1-Point Shots	2 / 2	100					1 / 1	100
Goalkeeper Shots								
6-meter Shots			1 / 1	100				
1-Point Spin Shots	2 / 2	100					1 / 1	100

Timing and Results provided by TISSOT



Match No.: 22 Court 1

Results

Uruguay 2 vs 0 Australia

REFEREES:
Heel Al (QAT)
Yazeedi Al (QAT)

1st Period: 18 - 14
2nd Period: 18 - 17

URU - Uruguay

No.	Name	Technical skills					
		Ass	ST	BS	R6	P6	TO
3	ADLER BONIFACINO Felipe						
5	OHOLEGUY GRUB Matias					1	
7	RODRIGUEZ MAYADO Santiago	3					1
8	BERNAL ALGARE Rodrigo						
10	SEQUEIRA SARAVIA Martin Francisco						
13	PORRO DALERA Juan Jose						1
16	GONZALEZ ALLOZA Felipe						1
17	SEQUEIRA SARAVIA Fernando Ariel						
36	ROSTAGNO RIOS Cristhian David	1					
44	SAGASTI TRIAS Sebastian						
Team							
Totals		4				1	3

Running Score

URU - AUS

1st Period

RODRIGUEZ MAYADO S.	2 : 0
PORRO DALERA J.	4 : 0
	4 : 2 MOTTIN C.
	4 : 4 TURECEK L.
	4 : 6 TURECEK L.
RODRIGUEZ MAYADO S.	6 : 6
BERNAL ALGARE R.	8 : 6
	8 : 8 GALLAUGHER N.
RODRIGUEZ MAYADO S.	9 : 8
RODRIGUEZ MAYADO S.	11 : 8
	11 : 10 CAMPBELL M.
PORRO DALERA J.	13 : 10
BERNAL ALGARE R.	15 : 10
SEQUEIRA SARAVIA M.	16 : 10
	16 : 12 CAMPBELL M.
ADLER BONIFACINO F.	18 : 12
	18 : 14 MOTTIN C.

AUS - Australia

No.	Name	Technical skills					
		Ass	ST	BS	R6	P6	TO
2	CAMPBELL Matthew						
3	MOTTIN Christopher				1		
4	NICHOLSON Scott						3
6	ROBSON Jonathan						
7	STOCK Johnathon		2				
8	GALLAUGHER Nicholas						
10	BLAISE Stephane	2					
13	TURECEK Lucas						
16	BRENNAN James						
29	FOGERTY Daniel						
Team							
Totals		2	2		1		3

2nd Period

	0 : 2 TURECEK L.
	0 : 4 CAMPBELL M.
ROSTAGNO RIOS C.	2 : 4
RODRIGUEZ MAYADO S.	4 : 4
BERNAL ALGARE R.	6 : 4
	6 : 6 GALLAUGHER N.
	6 : 8 GALLAUGHER N.
ROSTAGNO RIOS C.	8 : 8
	8 : 9 GALLAUGHER N.
ROSTAGNO RIOS C.	10 : 9
SAGASTI TRIAS S.	12 : 9
	12 : 11 MOTTIN C.
RODRIGUEZ MAYADO S.	14 : 11
	14 : 13 BLAISE S.
ADLER BONIFACINO F.	16 : 13
	16 : 15 MOTTIN C.
PORRO DALERA J.	18 : 15
	18 : 17 BLAISE S.

LEGEND

1-Pt	1-Point-Shots	1-Pt Spin	1-Point-Spinshots	—	Struck out Players did not play	%	Efficiency
Ass	Assists	BS	Blocked Shots	DQ	Disqualifications	GK	Goalkeeper
Ind	Individual	No	Shirt Number	P6	Penalty Fouls	P6m	6m Penalty Shots
R6	Received 6m-Fouls	RC	Red Cards	Spec	Specialist	ST	Steals
SUS	Suspension	Spin	Spinshots	TO	Turnover		

Timing and Results provided by  TISSOT



Match No.: 23 Court 1

Results

Hungary 1 vs 2 Qatar

REFEREES:

Andusic Irena (SRB)
Pantic Anja (SRB)

1st Period: 17 - 20

2nd Period: 23 - 20

Shootout: 6 - 7

HUN - Hungary

Headcoach: GULYAS Istvan

Team time outs: 2

No.	Name	Total				Goals / Shots						Punishments			
		Points	Goals	Shots	%	1-Pt All	1-Pt Spin	Spin	Inflight	Specialist	Goalkeeper	P6m	SUS	RC	DQ
1	VITARIS Norbert	2	1	1	100						1 / 1				
2	ZAKICS Bence		0	1	0			0 / 1							
6	NAGY András														
7	VIZES Patrik	10	5	8	63					5 / 8					
8	GABORI Máté	9	5	6	83	1 / 1		4 / 5							
15	GYENE Norbert	6	3	4	75			1 / 2				2 / 2			
20	NAHAJ László														
23	JOHN András	13	7	10	70	1 / 1		4 / 7	2 / 2						
24	KUN Attila	6	3	4	75				3 / 4						
33	PRICZEL Bence		0	1	0			0 / 1							
Totals		46	24	35	69	2 / 2		9 / 16	5 / 6	5 / 8	1 / 1	2 / 2			

No.	Goalkeeper	Total			Saves / Shots						
		Saves	Shots	%	1-Pt All	1-Pt Spin	Spin	Inflight	Specialist	Goalkeeper	P6m
1	VITARIS Norbert	3	16	19	0 / 3		2 / 5	1 / 4	0 / 2		0 / 2
20	NAHAJ László	0	2	0			0 / 2				
Totals		4	30	13	1 / 6		2 / 10	1 / 8	0 / 3	0 / 1	0 / 2

QAT - Qatar

Headcoach: ALY Khaled

Team time outs: 1

No.	Name	Total				Goals / Shots						Punishments			
		Points	Goals	Shots	%	1-Pt All	1-Pt Spin	Spin	Inflight	Specialist	Goalkeeper	P6m	SUS	RC	DQ
3	MORGAN AHMED												1		
4	DENGUIR AMIR	9	5	7	71	1 / 1		2 / 3	1 / 2	1 / 1					
7	HAMDOON HADI	5	3	3	100	1 / 1				2 / 2					
8	HASSAN MOHAMED	2	1	3	33			0 / 2	1 / 1						
12	YAFAI MOHSIN														
16	MAHFOUZ MOHAB	2	1	1	100						1 / 1				
17	MOHAMED MUTASEM	6	3	4	75	0 / 1		1 / 1	2 / 2						
24	KENAOUI SID	2	1	1	100			1 / 1							
90	KAKHI HANI	6	3	4	75			0 / 1	3 / 3						
92	ZOUAOUI ANIS	15	9	13	69	3 / 3		4 / 8				2 / 2			
Totals		47	26	36	72	5 / 6		8 / 16	7 / 8	3 / 3	1 / 1	2 / 2	1		

No.	Goalkeeper	Total			Saves / Shots						
		Saves	Shots	%	1-Pt All	1-Pt Spin	Spin	Inflight	Specialist	Goalkeeper	P6m
8	HASSAN MOHAMED										
12	YAFAI MOHSIN	2	11	18	0 / 1		1 / 4	0 / 2	1 / 2		0 / 2
16	MAHFOUZ MOHAB	6	20	30	0 / 1		4 / 10	1 / 4	1 / 5		
92	ZOUAOUI ANIS	0	1	0						0 / 1	
Totals		8	32	25	0 / 2		5 / 14	1 / 6	2 / 7	0 / 1	0 / 2

Team Comparison

	1st Period				2nd Period			
	Hungary		Qatar		Hungary		Qatar	
	Goals/Shots	Eff %	Goals/Shots	Eff %	Goals/Shots	Eff %	Goals/Shots	Eff %
Inflight	3 / 4	75	4 / 4	100	2 / 2	100	3 / 4	75
Spin Shots	2 / 6	33	3 / 6	50	5 / 6	83	2 / 6	33
Specialist Shots	2 / 4	50	1 / 1	100	3 / 4	75	2 / 2	100
1-Point Shots	1 / 1	100	2 / 3	67	1 / 1	100	2 / 2	100
Goalkeeper Shots			1 / 1	100				
1-Point Spin Shots	1 / 1	100			1 / 1	100	2 / 2	100

Report Created SAT 29 JUL 2017 15:47

Timing and Results provided by TISSOT



Match No.: 23 Court 1

Results

Hungary 1 vs 2 Qatar

REFEREES:

Andusic Irena (SRB)
Pantic Anja (SRB)

1st Period: 17 - 20

2nd Period: 23 - 20

Shootout: 6 - 7

HUN - Hungary

No.	Name	Technical skills					
		Ass	ST	BS	R6	P6	TO
1	VITARIS Norbert						
2	ZAKICS Bence	2	1				1
6	NAGY András			1	1	1	
7	VIZES Patrik						1
8	GABORI Máté	5					1
15	GYENE Norbert						1
20	NAHAJ László						
23	JOHN András				1		
24	KUN Attila				1		1
33	PRICZEL Bence						
Team							
Totals		7	1	1	3	1	5

QAT - Qatar

No.	Name	Technical skills					
		Ass	ST	BS	R6	P6	TO
3	MORGAN AHMED						
4	DENGUIR AMIR						
7	HAMDOON HADI						
8	HASSAN MOHAMED	2					
12	YAFAI MOHSIN						
16	MAHFOUZ MOHAB						1
17	MOHAMED MUTASEM						
24	KENAOUI SID						
90	KAKHI HANI					1	
92	ZOUAOUI ANIS	7	2		1		1
Team							
Totals		9	2		1	1	2

Running Score

HUN - QAT

1st Period

JOHN A.	2 : 0
	2 : 2 MOHAMED M.
	2 : 4 DENGUIR A.
	2 : 6 ZOUAOUI A.
	2 : 8 MOHAMED M.
	2 : 10 MAHFOUZ M.
	2 : 12 KAKHI H.
GABORI M.	3 : 12
GABORI M.	5 : 12
	5 : 14 ZOUAOUI A.
	5 : 16 HASSAN M.
GABORI M.	7 : 16
	7 : 18 MOHAMED M.
KUN A.	9 : 18
	9 : 19 ZOUAOUI A.
GYENE N.	11 : 19
KUN A.	13 : 19
VIZES P.	15 : 19
	15 : 20 ZOUAOUI A.
VIZES P.	17 : 20

2nd Period

	0 : 2 KAKHI H.
JOHN A.	2 : 2
	2 : 4 KAKHI H.
VIZES P.	4 : 4
JOHN A.	6 : 4
	6 : 5 DENGUIR A.
GABORI M.	8 : 5
	8 : 7 DENGUIR A.
	8 : 9 HAMDOON H.
KUN A.	10 : 9
	10 : 10 ZOUAOUI A.
JOHN A.	12 : 10
	12 : 12 HAMDOON H.
VIZES P.	14 : 12
JOHN A.	15 : 12
	15 : 14 ZOUAOUI A.
	15 : 16 ZOUAOUI A.
GABORI M.	17 : 16
	17 : 18 DENGUIR A.
GYENE N.	19 : 18
	19 : 20 ZOUAOUI A.
JOHN A.	21 : 20
VIZES P.	23 : 20

Shootout

JOHN A.	2 : 0
VITARIS N.	4 : 0
	4 : 2 DENGUIR A.
GYENE N.	6 : 2
	6 : 4 ZOUAOUI A.
	6 : 6 KENAOUI S.
	6 : 7 HAMDOON H.

LEGEND							
1-Pt	1-Point-Shots	1-Pt Spin	1-Point-Spinshots	—	Struck out Players did not play	%	Efficiency
Ass	Assists	BS	Blocked Shots	DQ	Disqualifications	GK	Goalkeeper
Ind	Individual	No	Shirt Number	P6	Penalty Fouls	P6m	6m Penalty Shots
R6	Received 6m-Fouls	RC	Red Cards	Spec	Specialist	ST	Steals
SUS	Suspension	Spin	Spinshots	TO	Turnover		

Timing and Results provided by TISSOT



Match No.: 24 Court 1

Results

Brazil 2 vs 1 Croatia

REFEREES:

Mertinian Michail (GRE)
Syrepisios Evangelos (GRE)

1st Period: 22 - 28
2nd Period: 24 - 18
Shootout: 9 - 8

BRA - Brazil

Headcoach: GUERRA Antonio

No.	Name	Total				Goals / Shots							Punishments			
		Points	Goals	Shots	%	1-Pt All	1-Pt Spin	Spin	Inflight	Specialist	Goalkeeper	P6m	SUS	RC	DQ	
1	ROSSA Cristiano															
5	AMARAL Nailson	8	4	7	57			4 / 5	0 / 1			0 / 1				
6	OLIVEIRA Bruno	17	9	13	69	1 / 1				8 / 12						
7	CLAUDIO Thiago	2	1	4	25			1 / 1	0 / 3							
10	PIRES Gil	22	11	13	85			2 / 2	8 / 10			1 / 1	1			
11	BARCELLOS Thiago															
14	MACHADO Marcelo															
17	WIRTZBIKI Pedro															
22	VIEIRA Diogo												1			
23	ESTEVEZ Wellington	6	3	6	50			2 / 2	1 / 4							
Totals		55	28	43	65	1 / 1		9 / 10	9 / 18	8 / 12		1 / 2	2			

No.	Goalkeeper	Total			Saves / Shots						
		Saves	Shots	%	1-Pt All	1-Pt Spin	Spin	Inflight	Specialist	Goalkeeper	P6m
1	ROSSA Cristiano	6	27	22			5 / 17	1 / 5	0 / 4		0 / 1
6	OLIVEIRA Bruno										
10	PIRES Gil										
17	WIRTZBIKI Pedro	0	2	0					0 / 2		
22	VIEIRA Diogo	1	5	20			1 / 4			0 / 1	
Totals		8	35	23			7 / 22	1 / 5	0 / 6	0 / 1	0 / 1

CRO - Croatia

Headcoach: ROKAVEC Davor

No.	Name	Total				Goals / Shots							Punishments			
		Points	Goals	Shots	%	1-Pt All	1-Pt Spin	Spin	Inflight	Specialist	Goalkeeper	P6m	SUS	RC	DQ	
1	HENIGMAN David															
2	SANDRK Josip	2	1	2	50				1 / 2				1			
3	BEGONJA Dario															
4	DUMENCIC Ivan	16	8	8	100				1 / 1	6 / 6		1 / 1				
5	JURIC Ivan	10	5	8	63	0 / 1		4 / 6			1 / 1					
6	DIKIC Zvonimir	10	5	8	63			4 / 7	1 / 1				1			
7	SEMREN Matej	6	3	3	100			3 / 3								
8	LAUS Tomislav	2	1	1	100			1 / 1								
9	BURA Lucian	8	4	7	57			3 / 6	1 / 1							
10	MARKOVIC Dominik		0	1	0						0 / 1					
Totals		54	27	38	71	0 / 1		15 / 23	4 / 5	6 / 6	1 / 2	1 / 1	2			

No.	Goalkeeper	Total			Saves / Shots						
		Saves	Shots	%	1-Pt All	1-Pt Spin	Spin	Inflight	Specialist	Goalkeeper	P6m
1	HENIGMAN David	9	33	27			1 / 7	7 / 16	0 / 8		1 / 2
4	DUMENCIC Ivan	0	3	0			0 / 3				
5	JURIC Ivan	0	1	0	0 / 1						
Totals		9	37	24	0 / 1		1 / 10	7 / 16	0 / 8		1 / 2



THE WORLD GAMES
WROCLAW 2017

Marsowe Fields

SAT 29 JUL 2017
Start Time: 17:00

Beach Handball

Men's

Gold Medal Match



Match No.: 24 Court 1

Results

Team Comparison	1st Period				2nd Period			
	Brazil		Croatia		Brazil		Croatia	
	Goals/Shots	Eff %	Goals/Shots	Eff %	Goals/Shots	Eff %	Goals/Shots	Eff %
Inflight	3 / 8	38	1 / 1	100	6 / 10	60	3 / 4	75
Spin Shots	3 / 3	100	8 / 11	73	2 / 3	67	4 / 8	50
Specialist Shots	4 / 6	67	5 / 5	100	4 / 6	67	1 / 1	100
1-Point Shots			0 / 1	0				
Goalkeeper Shots							0 / 1	0
6-meter Shots	1 / 2	50					1 / 1	100
1-Point Spin Shots								



Match No.: 24 Court 1

Results

Brazil 2 vs 1 Croatia

REFEREES:

Mertinian Michail (GRE)
Syrepisios Evangelos (GRE)

1st Period: 22 - 28

2nd Period: 24 - 18

Shootout: 9 - 8

BRA - Brazil

No.	Name	Technical skills					TO
		Ass	ST	BS	R6	P6	
1	ROSSA Cristiano						
5	AMARAL Nailson	2					
6	OLIVEIRA Bruno				1		2
7	CLAUDIO Thiago						
10	PIRES Gil						1
11	BARCELLOS Thiago						
14	MACHADO Marcelo						
17	WIRTZBIKI Pedro						
22	VIEIRA Diogo					1	
23	ESTEVEES Wellington	1					
Team							
Totals		3			1	1	3

CRO - Croatia

No.	Name	Technical skills					TO
		Ass	ST	BS	R6	P6	
1	HENIGMAN David						
2	SANDRK Josip	1					1
3	BEGONJA Dario						
4	DUMENCIC Ivan						
5	JURIC Ivan						
6	DIKIC Zvonimir						
7	SEMREN Matej	5	1				1
8	LAUS Tomislav			1			
9	BURA Lucian	3					2
10	MARKOVIC Dominik						
Team							
Totals		9	1	1			4

Running Score

BRA - CRO

1st Period

OLIVEIRA B.	2 : 0
2 : 2	DIKIC Z.
2 : 4	DIKIC Z.
OLIVEIRA B.	4 : 4
4 : 6	DUMENCIC I.
4 : 8	DIKIC Z.
4 : 10	JURIC I.
OLIVEIRA B.	6 : 10
6 : 12	DUMENCIC I.
6 : 14	SEMREN M.
ESTEVEES W.	8 : 14
8 : 16	SEMREN M.
PIRES G.	10 : 16
AMARAL N.	12 : 16
12 : 18	JURIC I.
PIRES G.	14 : 18
14 : 20	BURA L.
14 : 22	JURIC I.
PIRES G.	16 : 22
16 : 24	DUMENCIC I.
PIRES G.	18 : 24
ESTEVEES W.	20 : 24
20 : 26	DUMENCIC I.
OLIVEIRA B.	22 : 26
22 : 28	DUMENCIC I.

2nd Period

0 : 2	DUMENCIC I.
PIRES G.	2 : 2
2 : 4	SANDRK J.
2 : 6	BURA L.
PIRES G.	4 : 6
OLIVEIRA B.	6 : 6
6 : 8	BURA L.
AMARAL N.	8 : 8
AMARAL N.	10 : 8
10 : 10	DIKIC Z.
PIRES G.	12 : 10
OLIVEIRA B.	14 : 10
OLIVEIRA B.	16 : 10
16 : 12	BURA L.
16 : 14	DUMENCIC I.
PIRES G.	18 : 14
PIRES G.	20 : 14
PIRES G.	22 : 14
22 : 16	LAUS T.
OLIVEIRA B.	24 : 16
24 : 18	DUMENCIC I.

Shootout


0 : 2	JURIC I.
PIRES G.	2 : 2
CLAUDIO T.	4 : 2
4 : 4	SEMREN M.
ESTEVEES W.	6 : 4
6 : 6	DIKIC Z.
AMARAL N.	8 : 6
8 : 8	JURIC I.
OLIVEIRA B.	9 : 8



Match No.: 24 Court 1

Results

LEGEND							
1-Pt	1-Point-Shots	1-Pt Spin	1-Point-Spinshots	—	Struck out Players did not play	%	Efficiency
Ass	Assists	BS	Blocked Shots	DQ	Disqualifications	GK	Goalkeeper
Ind	Individual	No	Shirt Number	P6	Penalty Fouls	P6m	6m Penalty Shots
R6	Received 6m-Fouls	RC	Red Cards	Spec	Specialist	ST	Steals
SUS	Suspension	Spin	Spinshots	TO	Turnover		

Timing and Results provided by  **TISSOT**



Match No.: 17 Court 1

Results

Uruguay 2 vs 0 Poland

REFEREES:

Andusic Irena (SRB)
Pantic Anja (SRB)

1st Period: 19 - 15

2nd Period: 16 - 14

URU - Uruguay

Headcoach: BALLETO MARTINEZ Gaston Pedro

Team time outs: 2

No.	Name	Total				Goals / Shots						Punishments			
		Points	Goals	Shots	%	1-Pt All	1-Pt Spin	Spin	Inflight	Specialist	Goalkeeper	P6m	SUS	RC	DQ
3	ADLER BONIFACINO Felipe														
5	OHOLEGUY GRUB Matias												1		
7	RODRIGUEZ MAYADO Santiago	15	8	11	73	1 / 1		4 / 7	1 / 1			2 / 2			
8	BERNAL ALGARE Rodrigo	10	5	6	83			1 / 2	4 / 4						
10	SEQUEIRA SARAVIA Martin Francisco	2	1	2	50			1 / 2					1	1	
13	PORRO DALERA Juan Jose	4	2	4	50					2 / 4					
16	GONZALEZ ALLOZA Felipe														
17	SEQUEIRA SARAVIA Fernando Ariel														
36	ROSTAGNO RIOS Cristhian David	4	2	2	100			2 / 2							
44	SAGASTI TRIAS Sebastian														
Totals		35	18	25	72	1 / 1		8 / 13	5 / 5	2 / 4		2 / 2	2	1	

No.	Goalkeeper	Total			Saves / Shots						
		Saves	Shots	%	1-Pt All	1-Pt Spin	Spin	Inflight	Specialist	Goalkeeper	P6m
16	GONZALEZ ALLOZA Felipe	2	7	29	0 / 2		0 / 2		1 / 2		1 / 1
17	SEQUEIRA SARAVIA Fernando Ariel	3	12	25	0 / 1		1 / 5	2 / 5	0 / 1		
Totals		6	22	27	0 / 3		2 / 9	2 / 5	1 / 4		1 / 1

POL - Poland

Headcoach: KISIEL Krzysztof Suspension: 1

Team time outs: 1

No.	Name	Total				Goals / Shots						Punishments			
		Points	Goals	Shots	%	1-Pt All	1-Pt Spin	Spin	Inflight	Specialist	Goalkeeper	P6m	SUS	RC	DQ
1	FIODOR Adrian														
3	ADAMSKI Kacper	6	3	4	75					3 / 4					
8	KOZHUCHOWSKI EMIL	6	3	3	100			2 / 2	1 / 1						
10	WLUDARCZAK Maciej	9	5	7	71	1 / 1		3 / 3	1 / 3						
20	ZAKRETA Lukasz														
23	SZCZUKOCKI Konrad												1	1	
32	RUPP Milosz	3	2	6	33	1 / 1		1 / 5							
51	WOJDAK Bartosz	5	3	9	33	1 / 2		1 / 5	1 / 1			0 / 1			
89	TROJANOWICZ Sebastian		0	1	0					0 / 1					
90	ORLOWSKI Mateusz												1		
Totals		29	16	30	53	3 / 4		7 / 15	3 / 5	3 / 5		0 / 1	3	1	

Team Comparison

	1st Period				2nd Period			
	Uruguay		Poland		Uruguay		Poland	
	Goals/Shots	Eff %	Goals/Shots	Eff %	Goals/Shots	Eff %	Goals/Shots	Eff %
Inflight	3 / 3	100	2 / 2	100	2 / 2	100	1 / 3	33
Spin Shots	4 / 8	50	3 / 7	43	4 / 5	80	4 / 8	50
Specialist Shots	1 / 2	50	2 / 3	67	1 / 2	50	1 / 2	50
1-Point Shots	1 / 1	100	1 / 2	50			2 / 2	100
Goalkeeper Shots								
6-meter Shots	1 / 1	100			1 / 1	100	0 / 1	0
1-Point Spin Shots								

Timing and Results provided by TISSOT



Match No.: 17 Court 1

Results

Uruguay 2 vs 0 Poland

REFEREES:

Andusic Irena (SRB)

Pantic Anja (SRB)

1st Period: 19 - 15

2nd Period: 16 - 14

URU - Uruguay

No.	Name	Technical skills					
		Ass	ST	BS	R6	P6	TO
3	ADLER BONIFACINO Felipe						
5	OHOLEGUY GRUB Matias		2				
7	RODRIGUEZ MAYADO Santiago	5				1	3
8	BERNAL ALGARE Rodrigo						1
10	SEQUEIRA SARAVIA Martin Francisco				1		1
13	PORRO DALERA Juan Jose						2
16	GONZALEZ ALLOZA Felipe						
17	SEQUEIRA SARAVIA Fernando Ariel						
36	ROSTAGNO RIOS Cristhian David	1					
44	SAGASTI TRIAS Sebastian						1
Team							1
Totals		6	2		1	1	9

POL - Poland

No.	Name	Technical skills					
		Ass	ST	BS	R6	P6	TO
1	FIODOR Adrian						
3	ADAMSKI Kacper						2
8	KOZHUCHOWSKI EMIL						
10	WLUDARCZAK Maciej						
20	ZAKRETA Lukasz						
23	SZCZUKOCKI Konrad		1				
32	RUPP Milosz	1					1
51	WOJDAK Bartosz	3		1			
89	TROJANOWICZ Sebastian						1
90	ORLOWSKI Mateusz						
Team							
Totals		4	1	1			4

Running Score

URU - POL

1st Period

RODRIGUEZ MAYADO S.	2	: 0	
SEQUEIRA SARAVIA M.	4	: 0	
	4	: 2	KOZUCHKOWSI E.
RODRIGUEZ MAYADO S.	6	: 2	
	6	: 4	ADAMSKI K.
	6	: 6	WOJDAK B.
RODRIGUEZ MAYADO S.	8	: 6	
RODRIGUEZ MAYADO S.	10	: 6	
	10	: 8	KOZUCHKOWSI E.
PORRO DALERA J.	12	: 8	
	12	: 9	RUPP M.
BERNAL ALGARE R.	14	: 9	
	14	: 11	WOJDAK B.
BERNAL ALGARE R.	16	: 11	
BERNAL ALGARE R.	18	: 11	
	18	: 13	ADAMSKI K.
	18	: 15	KOZUCHKOWSI E.
RODRIGUEZ MAYADO S.	19	: 15	

2nd Period

BERNAL ALGARE R.	2	: 0	
RODRIGUEZ MAYADO S.	4	: 0	
	4	: 2	RUPP M.
	4	: 3	WLUDARCZYK M.
ROSTAGNO RIOS C.	6	: 3	
RODRIGUEZ MAYADO S.	8	: 3	
	8	: 5	WLUDARCZYK M.
	8	: 7	WLUDARCZYK M.
PORRO DALERA J.	10	: 7	
	10	: 9	WLUDARCZYK M.
	10	: 11	WLUDARCZYK M.
BERNAL ALGARE R.	12	: 11	
ROSTAGNO RIOS C.	14	: 11	
	14	: 12	WOJDAK B.
RODRIGUEZ MAYADO S.	16	: 12	
	16	: 14	ADAMSKI K.

LEGEND

1-Pt	1-Point-Shots	1-Pt Spin	1-Point-Spinshots	—	Struck out Players did not play	%	Efficiency
Ass	Assists	BS	Blocked Shots	DQ	Disqualifications	GK	Goalkeeper
Ind	Individual	No	Shirt Number	P6	Penalty Fouls	P6m	6m Penalty Shots
R6	Received 6m-Fouls	RC	Red Cards	Spec	Specialist	ST	Steals
SUS	Suspension	Spin	Spinshots	TO	Turnover		

Timing and Results provided by TISSOT



Match No.: 18 Court 2

Results

Australia 2 vs 0 Egypt

REFEREES:

Hani Shaker Majeed Hasan Shehab (BRN)
Hasan Shamsan Mohamed Shansam (BRN)

1st Period: 22 - 14

2nd Period: 18 - 14

AUS - Australia

Headcoach: WEISS Patrik

Team time outs: 1

No.	Name	Total				Goals / Shots						Punishments			
		Points	Goals	Shots	%	1-Pt All	1-Pt Spin	Spin	Inflight	Specialist	Goalkeeper	P6m	SUS	RC	DQ
2	CAMPBELL Matthew	6	3	4	75			2 / 2	1 / 2						
3	MOTTIN Christopher	4	2	2	100			2 / 2							
4	NICHOLSON Scott	14	7	8	88			2 / 2	5 / 6						
6	ROBSON Jonathan														
7	STOCK Johnathon														
8	GALLAUGHER Nicholas	2	1	2	50			0 / 1	1 / 1						
10	BLAISE Stephane	4	2	3	67					2 / 3					
13	TURECEK Lucas	8	4	7	57					2 / 5		2 / 2			
16	BRENNAN James	2	1	1	100						1 / 1				
29	FOGERTY Daniel												1		
Totals		40	20	27	74			6 / 7	7 / 9	4 / 8	1 / 1	2 / 2	1		

No.	Goalkeeper	Total			Saves / Shots						
		Saves	Shots	%	1-Pt All	1-Pt Spin	Spin	Inflight	Specialist	Goalkeeper	P6m
16	BRENNAN James	6	21	29	0 / 2	0 / 2	5 / 9	0 / 5	1 / 5		
Totals		6	21	29	0 / 2	0 / 2	5 / 9	0 / 5	1 / 5		

EGY - Egypt

Headcoach: AMER Hassan Abdelfattah Mohamed

No.	Name	Total				Goals / Shots						Punishments			
		Points	Goals	Shots	%	1-Pt All	1-Pt Spin	Spin	Inflight	Specialist	Goalkeeper	P6m	SUS	RC	DQ
2	SHAABAN BAKR IMAM MOHAMED Mohamed														
4	TAREK ABDELMMEN MOHAMED ABOUSALEM M												1		
5	SALEM SOLIMAN SALAMA Hany		0	1	0			0 / 1							
6	WAGIH RAGAB ALI RASLAN Mohamed	8	4	5	80			2 / 2	2 / 3						
7	SHAABAN GABER MOHAMED ELDRDERY Akma	1	1	6	17	1 / 1	1 / 1	0 / 4		0 / 1					
8	AHMED MOHAMED SABER EMAM Eslam	9	5	7	71	1 / 1	1 / 1			4 / 6					
10	MOHAMED ALI AHMED ALI ELGANAYNI Abd														
16	ELSAID MAHMOUD ABOUSABAA SOLIMAN Se												1		
23	ALY HASSANIN ABDELAAL YOUNES Essam	10	5	9	56			2 / 5	3 / 4				1		
Totals		28	15	28	54	2 / 2	2 / 2	4 / 12	5 / 7	4 / 7			3		

No.	Goalkeeper	Total			Saves / Shots						
		Saves	Shots	%	1-Pt All	1-Pt Spin	Spin	Inflight	Specialist	Goalkeeper	P6m
8	AHMED MOHAMED SABER EMAM Eslam	0	1	0							0 / 1
16	ELSAID MAHMOUD ABOUSABAA SOLIMAN Se	1	20	5			0 / 6	0 / 7	1 / 5	0 / 1	0 / 1
Totals		1	21	5			0 / 6	0 / 7	1 / 5	0 / 1	0 / 2

Team Comparison

	1st Period				2nd Period			
	Australia		Egypt		Australia		Egypt	
	Goals/Shots	Eff %	Goals/Shots	Eff %	Goals/Shots	Eff %	Goals/Shots	Eff %
Inflight	4 / 5	80	3 / 4	75	3 / 4	75	2 / 3	67
Spin Shots	2 / 3	67	2 / 8	25	4 / 4	100	2 / 4	50
Specialist Shots	2 / 4	50	2 / 4	50	2 / 4	50	2 / 3	67
1-Point Shots							2 / 2	100
Goalkeeper Shots	1 / 1	100						
6-meter Shots	2 / 2	100						
1-Point Spin Shots							2 / 2	100

Timing and Results provided by  TISSOT



Match No.: 18 Court 2

Results

Australia 2 vs 0 Egypt

REFEREES:

Hani Shaker Majeed Hasan Shehab (BRN)
Hasan Shamsan Mohamed Shansam (BRN)

1st Period: 22 - 14

2nd Period: 18 - 14

AUS - Australia

No.	Name	Technical skills					TO
		Ass	ST	BS	R6	P6	
2	CAMPBELL Matthew						
3	MOTTIN Christopher						1
4	NICHOLSON Scott						
6	ROBSON Jonathan		1	1			
7	STOCK Johnathon			2			
8	GALLAUGHER Nicholas	1					
10	BLAISE Stephane						2
13	TURECEK Lucas						2
16	BRENNAN James						
29	FOGERTY Daniel		1				
Team							1
Totals		1	2	3			6

EGY - Egypt

No.	Name	Technical skills					TO
		Ass	ST	BS	R6	P6	
2	SHAABAN BAKR IMAM MOHAMED Mohamed						
4	TAREK ABDELNMEM MOHAMED ABOUSALEM M						
5	SALEM SOLIMAN SALAMA Hany						
6	WAGIH RAGAB ALI RASLAN Mohamed						1
7	SHAABAN GABER MOHAMED ELDRDERY Akma	2					1
8	AHMED MOHAMED SABER EMAM Eslam						2
10	MOHAMED ALI AHMED ALI ELGANAYNI Abd						2
16	ELSAID MAHMOUD ABOUSABAA SOLIMAN Se						
23	ALY HASSANIN ABDELAAL YOUNES Essam	1	1				1
Team							
Totals		3	1				7

Running Score

AUS - EGY

1st Period

GALLAUGHER N.	2 : 0	
	2 : 2	ALY HASSANIN ABDELAAL YOU E.
TURECEK L.	4 : 2	
	4 : 4	WAGIH RAGAB ALI RASLAN M.
TURECEK L.	6 : 4	
MOTTIN C.	8 : 4	
BRENNAN J.	10 : 4	
	10 : 6	WAGIH RAGAB ALI RASLAN M.
NICHOLSON S.	12 : 6	
TURECEK L.	14 : 6	
NICHOLSON S.	16 : 6	
	16 : 8	AHMED MOHAMED SABER EMAM E.
	16 : 10	AHMED MOHAMED SABER EMAM E.
TURECEK L.	18 : 10	
	18 : 12	WAGIH RAGAB ALI RASLAN M.
NICHOLSON S.	20 : 12	
	20 : 14	WAGIH RAGAB ALI RASLAN M.
NICHOLSON S.	22 : 14	

2nd Period

	0 : 1	SHAABAN GABER MOHAMED ELD A.
MOTTIN C.	2 : 1	
	2 : 2	AHMED MOHAMED SABER EMAM E.
CAMPBELL M.	4 : 2	
BLAISE S.	6 : 2	
CAMPBELL M.	8 : 2	
	8 : 4	ALY HASSANIN ABDELAAL YOU E.
NICHOLSON S.	10 : 4	
	10 : 6	ALY HASSANIN ABDELAAL YOU E.
	10 : 8	ALY HASSANIN ABDELAAL YOU E.
BLAISE S.	12 : 8	
CAMPBELL M.	14 : 8	
	14 : 10	AHMED MOHAMED SABER EMAM E.
NICHOLSON S.	16 : 10	
	16 : 12	AHMED MOHAMED SABER EMAM E.
NICHOLSON S.	18 : 12	
	18 : 14	ALY HASSANIN ABDELAAL YOU E.

LEGEND

1-Pt	1-Point-Shots	1-Pt Spin	1-Point-Spinshots	—	Struck out Players did not play	%	Efficiency
Ass	Assists	BS	Blocked Shots	DQ	Disqualifications	GK	Goalkeeper
Ind	Individual	No	Shirt Number	P6	Penalty Fouls	P6m	6m Penalty Shots
R6	Received 6m-Fouls	RC	Red Cards	Spec	Specialist	ST	Steals
SUS	Suspension	Spin	Spinshots	TO	Turnover		

Timing and Results provided by TISSOT



Match No.: 19 Court 1

Results

Hungary 0 vs 2 Brazil

REFEREES:

Cardone Luciano (ITA)
Manuele Sebastiano (ITA)

1st Period: 16 - 18

2nd Period: 12 - 16

HUN - Hungary

Headcoach: GULYAS Istvan

Team time outs: 2

No.	Name	Total				Goals / Shots						Punishments			
		Points	Goals	Shots	%	1-Pt All	1-Pt Spin	Spin	Inflight	Specialist	Goalkeeper	P6m	SUS	RC	DQ
1	VITARIS Norbert		0	1	0						0 / 1				
2	ZAKICS Bence		0	1	0			0 / 1							
6	NAGY András		0	1	0	0 / 1									
7	VIZES Patrik	8	4	11	36	0 / 1		0 / 1		4 / 9					
8	GABORI Máté														
15	GYENE Norbert	10	5	9	56			3 / 7				2 / 2			
20	NAHAJ László														
23	JOHN András	4	2	5	40			1 / 2	1 / 1	0 / 2					
24	KUN Attila	6	3	5	60				3 / 5						
33	PRICZEL Bence													1	
Totals		28	14	33	42	0 / 2		4 / 11	4 / 6	4 / 11	0 / 1	2 / 2		1	

No.	Goalkeeper	Total			Saves / Shots						
		Saves	Shots	%	1-Pt All	1-Pt Spin	Spin	Inflight	Specialist	Goalkeeper	P6m
1	VITARIS Norbert	4	8	50	1 / 1		1 / 1	1 / 5	1 / 1		
20	NAHAJ László	7	20	35			3 / 8	4 / 11	0 / 1		
Totals		11	28	39	1 / 1		4 / 9	5 / 16	1 / 2		

BRA - Brazil

Headcoach: GUERRA Antonio

Team time outs: 1

No.	Name	Total				Goals / Shots						Punishments			
		Points	Goals	Shots	%	1-Pt All	1-Pt Spin	Spin	Inflight	Specialist	Goalkeeper	P6m	SUS	RC	DQ
1	ROSSA Cristiano														
5	AMARAL Nailson	8	4	7	57	0 / 1		3 / 5	1 / 1						
6	OLIVEIRA Bruno	2	1	3	33					1 / 3			1		
7	CLAUDIO Thiago	2	1	2	50				1 / 2						
10	PIRES Gil	10	5	10	50			2 / 5	3 / 5						
11	BARCELLOS Thiago														
14	MACHADO Marcelo														
17	WIRTZBIKI Pedro														
22	VIEIRA Diogo													1	
23	ESTEVEES Wellington	12	6	9	67	0 / 1			6 / 8						
Totals		34	17	31	55	0 / 2		5 / 10	11 / 16	1 / 3			2		

No.	Goalkeeper	Total			Saves / Shots						
		Saves	Shots	%	1-Pt All	1-Pt Spin	Spin	Inflight	Specialist	Goalkeeper	P6m
1	ROSSA Cristiano	11	24	46			7 / 11	1 / 5	3 / 7		0 / 1
17	WIRTZBIKI Pedro	0	1	0							0 / 1
Totals		11	25	44			7 / 11	1 / 5	3 / 7		0 / 2

Team Comparison

	1st Period				2nd Period			
	Hungary		Brazil		Hungary		Brazil	
	Goals/Shots	Eff %	Goals/Shots	Eff %	Goals/Shots	Eff %	Goals/Shots	Eff %
Inflight	0 / 2	0	3 / 5	60	4 / 4	100	8 / 11	73
Spin Shots	4 / 6	67	5 / 9	56	0 / 5	0	0 / 1	0
Specialist Shots	3 / 6	50	1 / 2	50	1 / 5	20	0 / 1	0
1-Point Shots					0 / 2	0	0 / 2	0
Goalkeeper Shots					0 / 1	0		
6-meter Shots	1 / 1	100			1 / 1	100		
1-Point Spin Shots								

Timing and Results provided by TISSOT



Match No.: 19 Court 1

Results

Hungary 0 vs 2 Brazil

REFEREES:
Cardone Luciano (ITA)
Manuele Sebastiano (ITA)

1st Period: 16 - 18
2nd Period: 12 - 16

HUN - Hungary

No.	Name	Technical skills					
		Ass	ST	BS	R6	P6	TO
1	VITARIS Norbert						
2	ZAKICS Bence	1					
6	NAGY András						
7	VIZES Patrik	2					
8	GABORI Máté						
15	GYENE Norbert	1			1		
20	NAHAJ László						
23	JOHN András					1	1
24	KUN Attila						1
33	PRICZEL Bence						
Team							
Totals		4			1	1	2

Running Score

HUN - BRA

1st Period

GYENE N.	2 : 0	
VIZES P.	4 : 2	AMARAL N.
GYENE N.	6 : 4	PIRES G.
JOHN A.	8 : 6	CLAUDIO T.
VIZES P.	10 : 8	AMARAL N.
VIZES P.	12 : 10	AMARAL N.
GYENE N.	14 : 12	OLIVEIRA B.
GYENE N.	16 : 14	PIRES G.
	16 : 16	AMARAL N.
	16 : 18	PIRES G.

BRA - Brazil

No.	Name	Technical skills					
		Ass	ST	BS	R6	P6	TO
1	ROSSA Cristiano						
5	AMARAL Nailson	1					1
6	OLIVEIRA Bruno				1		
7	CLAUDIO Thiago	3				1	2
10	PIRES Gil	1					
11	BARCELLOS Thiago			2			
14	MACHADO Marcelo			1			
17	WIRTZBIKI Pedro						
22	VIEIRA Diogo			2			
23	ESTEVEVES Wellington						
Team							
Totals		5		5	1	1	3

2nd Period

KUN A.	0 : 2	ESTEVEVES W.
GYENE N.	2 : 2	ESTEVEVES W.
KUN A.	4 : 4	ESTEVEVES W.
KUN A.	6 : 8	ESTEVEVES W.
KUN A.	6 : 10	ESTEVEVES W.
KUN A.	8 : 12	ESTEVEVES W.
VIZES P.	8 : 14	PIRES G.
JOHN A.	10 : 14	PIRES G.
	10 : 16	PIRES G.
	12 : 16	

LEGEND							
1-Pt	1-Point-Shots	1-Pt Spin	1-Point-Spinshots	—	Struck out Players did not play	%	Efficiency
Ass	Assists	BS	Blocked Shots	DQ	Disqualifications	GK	Goalkeeper
Ind	Individual	No	Shirt Number	P6	Penalty Fouls	P6m	6m Penalty Shots
R6	Received 6m-Fouls	RC	Red Cards	Spec	Specialist	ST	Steals
SUS	Suspension	Spin	Spinshots	TO	Turnover		

Timing and Results provided by  TISSOT



Match No.: 20 Court 1

Results

Croatia 2 vs 1 Qatar

REFEREES:

Martinez Pablo (URU)

Monico Luis (URU)

1st Period: 14 - 21

2nd Period: 19 - 18

Shootout: 7 - 4

CRO - Croatia

Headcoach: ROKAVEC Davor

Team time outs: 2

No.	Name	Total				Goals / Shots						Punishments			
		Points	Goals	Shots	%	1-Pt All	1-Pt Spin	Spin	Inflight	Specialist	Goalkeeper	P6m	SUS	RC	DQ
1	HENIGMAN David														
2	SANDRK Josip	2	1	5	20			0 / 1	1 / 3			0 / 1			
3	BEGONJA Dario														
4	DUMENCIC Ivan	13	7	9	78	1 / 1				5 / 7		1 / 1			
5	JURIC Ivan	2	1	4	25			1 / 3	0 / 1						
6	DIKIC Zvonimir	2	1	7	14			1 / 5	0 / 2						
7	SEMREN Matej	6	3	4	75			3 / 4							
8	LAUS Tomislav														
9	BURA Lucian	15	8	12	67	1 / 1		3 / 5	3 / 5	1 / 1					
10	MARKOVIC Dominik														
Totals		40	21	41	51	2 / 2		8 / 18	4 / 11	6 / 8		1 / 2			

No.	Goalkeeper	Total			Saves / Shots						
		Saves	Shots	%	1-Pt All	1-Pt Spin	Spin	Inflight	Specialist	Goalkeeper	P6m
1	HENIGMAN David	6	24	25	0 / 1	0 / 1	5 / 14	1 / 4	0 / 3		0 / 2
4	DUMENCIC Ivan										
5	JURIC Ivan	0	1	0	0 / 1						
10	MARKOVIC Dominik	1	5	20			1 / 3	0 / 1	0 / 1		
Totals		7	29	24	0 / 1	0 / 1	6 / 17	1 / 5	0 / 4		0 / 2

QAT - Qatar

Headcoach: ALY Khaled

Team time outs: 2

No.	Name	Total				Goals / Shots						Punishments			
		Points	Goals	Shots	%	1-Pt All	1-Pt Spin	Spin	Inflight	Specialist	Goalkeeper	P6m	SUS	RC	DQ
3	MORGAN AHMED														
4	DENGUIR AMIR	9	5	6	83	1 / 2	1 / 1	2 / 2	1 / 1	1 / 1					
7	HAMDOON HADI														
8	HASSAN MOHAMED	10	5	9	56			1 / 2		3 / 6		1 / 1			
12	YAFAI MOHSIN														
16	MAHFOUZ MOHAB														
17	MOHAMED MUTASEM														
24	KENAOUI SID														
90	KAKHI HANI	8	4	9	44			1 / 4	3 / 5						
92	ZOUAOUI ANIS	16	8	11	73			7 / 10				1 / 1	1		
Totals		43	22	35	63	1 / 2	1 / 1	11 / 18	4 / 6	4 / 7		2 / 2	1		

No.	Goalkeeper	Total			Saves / Shots							
		Saves	Shots	%	1-Pt All	1-Pt Spin	Spin	Inflight	Specialist	Goalkeeper	P6m	
8	HASSAN MOHAMED											
12	YAFAI MOHSIN	9	29	31	0 / 2		3 / 10	5 / 9	1 / 7		0 / 1	
16	MAHFOUZ MOHAB	0	1	0			0 / 1					
92	ZOUAOUI ANIS											
Totals		9	30	30	0 / 2		3 / 11	5 / 9	1 / 7		0 / 1	



Match No.: 20 Court 1

Results

Team Comparison	1st Period				2nd Period			
	Croatia		Qatar		Croatia		Qatar	
	Goals/Shots	Eff %	Goals/Shots	Eff %	Goals/Shots	Eff %	Goals/Shots	Eff %
Inflight	2 / 7	29	2 / 3	67	2 / 4	50	2 / 3	67
Spin Shots	2 / 7	29	4 / 7	57	3 / 7	43	5 / 7	71
Specialist Shots	3 / 3	100	3 / 5	60	3 / 5	60	1 / 2	50
1-Point Shots			1 / 1	100	1 / 1	100		
Goalkeeper Shots								
6-meter Shots	0 / 1	0	1 / 1	100	1 / 1	100	1 / 1	100
1-Point Spin Shots			1 / 1	100				



Match No.: 20 Court 1

Results

Croatia 2 vs 1 Qatar

REFEREES:

Martinez Pablo (URU)

Monico Luis (URU)

1st Period: 14 - 21

2nd Period: 19 - 18

Shootout: 7 - 4

CRO - Croatia

No.	Name	Technical skills					
		Ass	ST	BS	R6	P6	TO
1	HENIGMAN David						
2	SANDRK Josip			2	1		
3	BEGONJA Dario			1			
4	DUMENCIC Ivan						
5	JURIC Ivan			1		1	
6	DIKIC Zvonimir	1				1	1
7	SEMREN Matej	1	1				
8	LAUS Tomislav						
9	BURA Lucian				1		2
10	MARKOVIC Dominik						
Team							1
Totals		2	1	4	2	2	4

QAT - Qatar

No.	Name	Technical skills					
		Ass	ST	BS	R6	P6	TO
3	MORGAN AHMED						
4	DENGUIR AMIR						
7	HAMDOON HADI						
8	HASSAN MOHAMED	1					3
12	YAFAI MOHSIN						
16	MAHFOUZ MOHAB						
17	MOHAMED MUTASEM						
24	KENAQUI SID			2			
90	KAKHI HANI				2	1	
92	ZOUAQUI ANIS						1
Team							1
Totals		1		2	2	1	5

Running Score

CRO - QAT

1st Period	
0 : 2	DENGUIR A.
2 : 2	DUMENCIC I.
2 : 4	ZOUAQUI A.
4 : 4	DUMENCIC I.
6 : 4	BURA L.
6 : 6	ZOUAQUI A.
8 : 6	BURA L.
8 : 8	HASSAN M.
10 : 8	BURA L.
10 : 10	HASSAN M.
10 : 11	DENGUIR A.
12 : 11	DUMENCIC I.
12 : 13	DENGUIR A.
12 : 15	ZOUAQUI A.
12 : 17	ZOUAQUI A.
14 : 17	SANDRK J.
14 : 19	HASSAN M.
14 : 21	KAKHI H.

2nd Period	
0 : 2	KAKHI H.
0 : 4	ZOUAQUI A.
0 : 6	HASSAN M.
2 : 6	BURA L.
2 : 8	KAKHI H.
4 : 8	BURA L.
4 : 10	ZOUAQUI A.
6 : 10	BURA L.
6 : 12	DENGUIR A.
8 : 12	DUMENCIC I.
8 : 14	KAKHI H.
8 : 16	HASSAN M.
10 : 16	BURA L.
12 : 16	DUMENCIC I.
14 : 16	SEMREN M.
14 : 18	ZOUAQUI A.
16 : 18	DUMENCIC I.
18 : 18	SEMREN M.
19 : 18	BURA L.

Shootout	
2 : 0	JURIC I.
2 : 2	ZOUAQUI A.
4 : 2	DIKIC Z.
4 : 4	DENGUIR A.
6 : 4	SEMREN M.
7 : 4	DUMENCIC I.

LEGEND							
1-Pt	1-Point-Shots	1-Pt Spin	1-Point-Spinshots	—	Struck out Players did not play	%	Efficiency
Ass	Assists	BS	Blocked Shots	DQ	Disqualifications	GK	Goalkeeper
Ind	Individual	No	Shirt Number	P6	Penalty Fouls	P6m	6m Penalty Shots
R6	Received 6m-Fouls	RC	Red Cards	Spec	Specialist	ST	Steals
SUS	Suspension	Spin	Spinshots	TO	Turnover		

Timing and Results provided by TISSOT



Match No.: 13 Court 1

Results

Hungary 2 vs 0 Uruguay

REFEREES:

Mertinian Michail (GRE)

Syrepisios Evangelos (GRE)

1st Period: 32 - 20

2nd Period: 28 - 12

HUN - Hungary

Headcoach: GULYAS Istvan

No.	Name	Total				Goals / Shots							Punishments		
		Points	Goals	Shots	%	1-Pt All	1-Pt Spin	Spin	Inflight	Specialist	Goalkeeper	P6m	SUS	RC	DQ
1	VITARIS Norbert		0	1	0						0 / 1				
2	ZAKICS Bence														
6	NAGY András														
7	VIZES Patrik	14	7	8	88				2 / 2	5 / 6					
8	GABORI Máté	6	3	4	75			3 / 4						1	
15	GYENE Norbert	11	6	7	86	1 / 1		3 / 4	2 / 2						
20	NAHAJ László														
23	JOHN András	17	9	10	90	1 / 1		7 / 7	0 / 1			1 / 1			
24	KUN Attila	12	6	7	86				6 / 7						
33	PRICZEL Bence												1	1	
Totals		60	31	37	84	2 / 2		13 / 15	10 / 12	5 / 6	0 / 1	1 / 1	1	2	

URU - Uruguay

Headcoach: BALLETO MARTINEZ Gaston Pedro

Team time outs: 1

No.	Name	Total				Goals / Shots							Punishments		
		Points	Goals	Shots	%	1-Pt All	1-Pt Spin	Spin	Inflight	Specialist	Goalkeeper	P6m	SUS	RC	DQ
3	ADLER BONIFACINO Felipe		0	3	0			0 / 2	0 / 1						
5	OHOLEGUY GRUB Matias														
7	RODRIGUEZ MAYADO Santiago	8	4	9	44			2 / 6				2 / 3			
8	BERNAL ALGARE Rodrigo	8	4	11	36			3 / 6	1 / 5						
10	SEQUEIRA SARAVIA Martin Francisco	4	2	4	50			2 / 3	0 / 1				1		
13	PORRO DALERA Juan Jose	6	3	4	75					3 / 4					
16	GONZALEZ ALLOZA Felipe														
17	SEQUEIRA SARAVIA Fernando Ariel	4	2	2	100					2 / 2					
36	ROSTAGNO RIOS Cristhian David	2	1	2	50			1 / 2							
44	SAGASTI TRIAS Sebastian		0	1	0					0 / 1					
Totals		32	16	36	44			8 / 19	1 / 7	5 / 7		2 / 3	1		

No.	Goalkeeper	Total			Saves / Shots							
		Saves	Shots	%	1-Pt All	1-Pt Spin	Spin	Inflight	Specialist	Goalkeeper	P6m	
16	GONZALEZ ALLOZA Felipe	0	2	0			0 / 1	0 / 1				
17	SEQUEIRA SARAVIA Fernando Ariel											
Totals		2	33	6	0 / 2		2 / 15	0 / 10	0 / 5		0 / 1	

Team Comparison

	1st Period				2nd Period			
	Hungary		Uruguay		Hungary		Uruguay	
	Goals/Shots	Eff %	Goals/Shots	Eff %	Goals/Shots	Eff %	Goals/Shots	Eff %
Inflight	3 / 4	75	1 / 4	25	7 / 8	88	0 / 3	0
Spin Shots	9 / 10	90	5 / 11	45	4 / 5	80	3 / 8	38
Specialist Shots	3 / 3	100	2 / 3	67	2 / 3	67	3 / 4	75
1-Point Shots	2 / 2	100						
Goalkeeper Shots	0 / 1	0						
6-meter Shots			2 / 2	100	1 / 1	100	0 / 1	0
1-Point Spin Shots								

Timing and Results provided by TISSOT



Match No.: 13 Court 1

Results

Hungary 2 vs 0 Uruguay

REFEREES:

Mertinian Michail (GRE)

Syrepisios Evangelos (GRE)

1st Period: 32 - 20

2nd Period: 28 - 12

HUN - Hungary

No.	Name	Technical skills					
		Ass	ST	BS	R6	P6	TO
1	VITARIS Norbert						
2	ZAKICS Bence		1				
6	NAGY András		1				
7	VIZES Patrik	1					
8	GABORI Máté	2					
15	GYENE Norbert	3					
20	NAHAJ László						
23	JOHN András	1					
24	KUN Attila	5	2				
33	PRICZEL Bence			1			
Team							
Totals		12	4	1			

URU - Uruguay

No.	Name	Technical skills					
		Ass	ST	BS	R6	P6	TO
3	ADLER BONIFACINO Felipe						
5	OHOLEGUY GRUB Matias						
7	RODRIGUEZ MAYADO Santiago	8					2
8	BERNAL ALGARE Rodrigo						1
10	SEQUEIRA SARAVIA Martin Francisco					1	1
13	PORRO DALERA Juan Jose						
16	GONZALEZ ALLOZA Felipe						
17	SEQUEIRA SARAVIA Fernando Ariel						
36	ROSTAGNO RIOS Cristihian David						2
44	SAGASTI TRIAS Sebastian						
Team							
Totals		8				1	6

Running Score

HUN - URU

1st Period

GYENE N.	2	: 0
JOHN A.	4	: 0
	4	: 2
VIZES P.	6	: 2
VIZES P.	8	: 2
	8	: 4
JOHN A.	10	: 4
	10	: 6
JOHN A.	12	: 6
GABORI M.	14	: 6
	14	: 8
VIZES P.	16	: 8
	16	: 10
JOHN A.	18	: 10
	18	: 12
VIZES P.	20	: 12
GABORI M.	22	: 12
	22	: 14
	22	: 16
JOHN A.	24	: 16
	24	: 18
GYENE N.	26	: 18
KUN A.	28	: 18
	28	: 20
JOHN A.	29	: 20
GYENE N.	30	: 20
VIZES P.	32	: 20

2nd Period

VIZES P.	2	: 0
	2	: 2
JOHN A.	4	: 2
KUN A.	6	: 2
	6	: 4
KUN A.	8	: 4
GABORI M.	10	: 4
KUN A.	12	: 4
JOHN A.	14	: 4
	14	: 6
GYENE N.	16	: 6
KUN A.	18	: 6
JOHN A.	20	: 6
	20	: 8
VIZES P.	22	: 8
KUN A.	24	: 8
	24	: 10
GYENE N.	26	: 10
	26	: 12
GYENE N.	28	: 12

LEGEND

1-Pt	1-Point-Shots	1-Pt Spin	1-Point-Spinshots	—	Struck out Players did not play	%	Efficiency
Ass	Assists	BS	Blocked Shots	DQ	Disqualifications	GK	Goalkeeper
Ind	Individual	No	Shirt Number	P6	Penalty Fouls	P6m	6m Penalty Shots
R6	Received 6m-Fouls	RC	Red Cards	Spec	Specialist	ST	Steals
SUS	Suspension	Spin	Spinshots	TO	Turnover		

Timing and Results provided by TISSOT



Match No.: 14 Court 2

Results

Australia 0 vs 2 Croatia

REFEREES:

Palkovits David (HUN)
Szilvasi Gabor Gyorgy (HUN)

1st Period: 14 - 20

2nd Period: 13 - 16

AUS - Australia

Headcoach: WEISS Patrik

No.	Name	Total				Goals / Shots						Punishments			
		Points	Goals	Shots	%	1-Pt All	1-Pt Spin	Spin	Inflight	Specialist	Goalkeeper	P6m	SUS	RC	DQ
2	CAMPBELL Matthew	4	2	7	29			2 / 3	0 / 4						
3	MOTTIN Christopher	4	3	7	43	2 / 2	2 / 2	1 / 5							
4	NICHOLSON Scott	5	3	5	60	1 / 1	1 / 1	0 / 2	2 / 2						
6	ROBSON Jonathan														
7	STOCK Johnathon												1		
8	GALLAUGHER Nicholas	6	3	3	100			1 / 1	2 / 2						
10	BLAISE Stephane	2	1	2	50					1 / 2					
13	TURECEK Lucas	6	3	4	75					1 / 2		2 / 2			
16	BRENNAN James														
29	FOGERTY Daniel														
Totals		27	15	28	54	3 / 3	3 / 3	4 / 11	4 / 8	2 / 4		2 / 2	1		

No.	Goalkeeper	Total			Saves / Shots						
		Saves	Shots	%	1-Pt All	1-Pt Spin	Spin	Inflight	Specialist	Goalkeeper	P6m
16	BRENNAN James	8	27	30	0 / 2	0 / 2	5 / 15	2 / 8	0 / 1		1 / 1
Totals		8	27	30	0 / 2	0 / 2	5 / 15	2 / 8	0 / 1		1 / 1

CRO - Croatia

Headcoach: ROKAVEC Davor

Team time outs: 1

No.	Name	Total				Goals / Shots						Punishments			
		Points	Goals	Shots	%	1-Pt All	1-Pt Spin	Spin	Inflight	Specialist	Goalkeeper	P6m	SUS	RC	DQ
1	HENIGMAN David														
2	SANDRK Josip	4	2	3	67			0 / 1	2 / 2						
3	BEGONJA Dario														
4	DUMENCIC Ivan	2	1	1	100					1 / 1					
5	JURIC Ivan	12	6	10	60			6 / 10							
6	DIKIC Zvonimir	2	1	6	17			0 / 4	1 / 1		0 / 1				
7	SEMREN Matej	8	5	7	71	2 / 2	2 / 2	1 / 2	2 / 3				1		
8	LAUS Tomislav														
9	BURA Lucian	8	4	8	50			3 / 4	1 / 4						
10	MARKOVIC Dominik														
Totals		36	19	35	54	2 / 2	2 / 2	10 / 21	6 / 10	1 / 1		0 / 1	1		

No.	Goalkeeper	Total			Saves / Shots						
		Saves	Shots	%	1-Pt All	1-Pt Spin	Spin	Inflight	Specialist	Goalkeeper	P6m
1	HENIGMAN David	5	17	29	0 / 3	0 / 3	3 / 5	2 / 5	0 / 2		0 / 2
10	MARKOVIC Dominik	0	3	0			0 / 2	0 / 1			
Totals		5	20	25	0 / 3	0 / 3	3 / 7	2 / 6	0 / 2		0 / 2

Team Comparison

	1st Period				2nd Period			
	Australia		Croatia		Australia		Croatia	
	Goals/Shots	Eff %	Goals/Shots	Eff %	Goals/Shots	Eff %	Goals/Shots	Eff %
Inflight	2 / 5	40	1 / 5	20	2 / 3	67	5 / 5	100
Spin Shots	1 / 4	25	8 / 12	67	3 / 7	43	2 / 9	22
Specialist Shots	2 / 3	67			0 / 1	0	1 / 1	100
1-Point Shots	2 / 2	100	2 / 2	100	1 / 1	100		
Goalkeeper Shots								
6-meter Shots	1 / 1	100			1 / 1	100	0 / 1	0
1-Point Spin Shots	2 / 2	100	2 / 2	100	1 / 1	100		

Timing and Results provided by TISSOT



Match No.: 14 Court 2

Results

Australia 0 vs 2 Croatia

REFEREES:

Palkovits David (HUN)

Szilvasi Gabor Gyorgy (HUN)

1st Period: 14 - 20

2nd Period: 13 - 16

AUS - Australia

No.	Name	Technical skills						TO
		Ass	ST	BS	R6	P6		
2	CAMPBELL Matthew						1	
3	MOTTIN Christopher						2	
4	NICHOLSON Scott			1			1	
6	ROBSON Jonathan							
7	STOCK Johnathon							
8	GALLAUGHER Nicholas					1	3	
10	BLAISE Stephane						2	
13	TURECEK Lucas							
16	BRENNAN James							
29	FOGERTY Daniel							
Team								
Totals				1		1	9	

CRO - Croatia

No.	Name	Technical skills						TO
		Ass	ST	BS	R6	P6		
1	HENIGMAN David							
2	SANDRK Josip		1	1				
3	BEGONJA Dario					1		
4	DUMENCIC Ivan							
5	JURIC Ivan							
6	DIKIC Zvonimir	3						
7	SEMREN Matej	1					1	
8	LAUS Tomislav		1			1		
9	BURA Lucian							
10	MARKOVIC Dominik							
Team								
Totals		4	2	1		2	1	

Running Score

AUS - CRO

1st Period

0 : 2	SEMREN M.
1 : 2	MOTTIN C.
1 : 4	BURA L.
1 : 5	SEMREN M.
1 : 7	JURIC I.
1 : 9	BURA L.
1 : 11	DIKIC Z.
3 : 11	NICHOLSON S.
4 : 11	NICHOLSON S.
6 : 11	BLAISE S.
6 : 13	JURIC I.
8 : 13	TURECEK L.
8 : 15	JURIC I.
10 : 15	TURECEK L.
10 : 16	SEMREN M.
10 : 18	JURIC I.
12 : 18	GALLAUGHER N.
12 : 20	BURA L.
14 : 20	GALLAUGHER N.

2nd Period

0 : 2	DUMENCIC I.
2 : 2	CAMPBELL M.
2 : 4	JURIC I.
4 : 4	CAMPBELL M.
4 : 6	SEMREN M.
4 : 8	SEMREN M.
6 : 8	TURECEK L.
6 : 10	JURIC I.
8 : 10	GALLAUGHER N.
8 : 12	SANDRK J.
9 : 12	MOTTIN C.
9 : 14	SANDRK J.
11 : 14	NICHOLSON S.
13 : 14	MOTTIN C.
13 : 16	BURA L.

LEGEND							
1-Pt	1-Point-Shots	1-Pt Spin	1-Point-Spinshots	—	Struck out Players did not play	%	Efficiency
Ass	Assists	BS	Blocked Shots	DQ	Disqualifications	GK	Goalkeeper
Ind	Individual	No	Shirt Number	P6	Penalty Fouls	P6m	6m Penalty Shots
R6	Received 6m-Fouls	RC	Red Cards	Spec	Specialist	ST	Steals
SUS	Suspension	Spin	Spinshots	TO	Turnover		

Timing and Results provided by TISSOT



Match No.: 15 Court 1

Results

Poland 0 vs 2 Brazil

REFEREES:

Heel Al (QAT)
Yazeedi Al (QAT)

1st Period: 14 - 18

2nd Period: 22 - 28

POL - Poland

Headcoach: KISIEL Krzysztof

Team time outs: 2

No.	Name	Total				Goals / Shots						Punishments			
		Points	Goals	Shots	%	1-Pt All	1-Pt Spin	Spin	Inflight	Specialist	Goalkeeper	P6m	SUS	RC	DQ
1	FIODOR Adrian														
3	ADAMSKI Kacper	2	1	3	33					1 / 3					
8	KOZHUCHOWSKI EMIL	4	2	3	67			1 / 2	1 / 1						
10	WLUDARCZAK Maciej	6	3	5	60			2 / 2	1 / 3						
20	ZAKRETA Lukasz		0	1	0						0 / 1				
23	SZCZUKOCKI Konrad														
32	RUPP Milosz	12	6	6	100			6 / 6							
51	WOJDAK Bartosz	12	6	11	55			3 / 6	2 / 4			1 / 1			
89	TROJANOWICZ Sebastian														
90	ORLOWSKI Mateusz													1	
Totals		36	18	29	62			12 / 16	4 / 8	1 / 3	0 / 1	1 / 1	1		

BRA - Brazil

Headcoach: GUERRA Antonio

No.	Name	Total				Goals / Shots						Punishments			
		Points	Goals	Shots	%	1-Pt All	1-Pt Spin	Spin	Inflight	Specialist	Goalkeeper	P6m	SUS	RC	DQ
1	ROSSA Cristiano														
5	AMARAL Nailson	8	4	4	100			2 / 2	2 / 2						
6	OLIVEIRA Bruno	16	8	10	80				1 / 1	7 / 9					
7	CLAUDIO Thiago	2	1	5	20			1 / 1	0 / 4						
10	PIRES Gil	16	8	10	80				8 / 10						
11	BARCELLOS Thiago		0	1	0	0 / 1									
14	MACHADO Marcelo														
17	WIRTZBIKI Pedro														
22	VIEIRA Diogo														
23	ESTEVEVES Wellington	4	2	2	100				2 / 2						
Totals		46	23	32	72	0 / 1		3 / 3	13 / 19	7 / 9					

Team Comparison

	1st Period				2nd Period			
	Poland		Brazil		Poland		Brazil	
	Goals/Shots	Eff %	Goals/Shots	Eff %	Goals/Shots	Eff %	Goals/Shots	Eff %
Inflight	2 / 4	50	4 / 8	50	2 / 4	50	9 / 11	82
Spin Shots	4 / 7	57	1 / 1	100	8 / 9	89	2 / 2	100
Specialist Shots	0 / 1	0	4 / 5	80	1 / 2	50	3 / 4	75
1-Point Shots			0 / 1	0				
Goalkeeper Shots	0 / 1	0						
6-meter Shots	1 / 1	100						
1-Point Spin Shots								



Match No.: 15 Court 1

Results

Poland 0 vs 2 Brazil

REFEREES:
Heel Al (QAT)
Yazeedi Al (QAT)1st Period: 14 - 18
2nd Period: 22 - 28

POL - Poland

No.	Name	Technical skills						TO
		Ass	ST	BS	R6	P6		
1	FIODOR Adrian							
3	ADAMSKI Kacper						3	
8	KOZHUCHOWSKI EMIL						1	
10	WLUDARCZAK Maciej						1	
20	ZAKRETA Lukasz	2						
23	SZCZUKOCKI Konrad			1				
32	RUPP Milosz						2	
51	WOJDAK Bartosz	2					1	
89	TROJANOWICZ Sebastian							
90	ORLOWSKI Mateusz			1				
Team								
Totals		4		2			8	

BRA - Brazil

No.	Name	Technical skills						TO
		Ass	ST	BS	R6	P6		
1	ROSSA Cristiano							
5	AMARAL Nailson	3						
6	OLIVEIRA Bruno							
7	CLAUDIO Thiago	2						
10	PIRES Gil						3	
11	BARCELLOS Thiago		1					
14	MACHADO Marcelo							
17	WIRTZBIKI Pedro							
22	VIEIRA Diogo		1					
23	ESTEVEES Wellington						1	
Team								
Totals		5	2				4	

Running Score

POL - BRA

1st Period

0 : 2	OLIVEIRA B.
0 : 4	OLIVEIRA B.
2 : 4	WOJDAK B.
2 : 6	PIRES G.
4 : 6	KOZHUCHKOWSI E.
4 : 8	PIRES G.
6 : 8	WOJDAK B.
6 : 10	PIRES G.
8 : 10	WLUDARCZAK M.
8 : 12	AMARAL N.
10 : 12	WOJDAK B.
10 : 14	OLIVEIRA B.
12 : 14	RUPP M.
12 : 16	AMARAL N.
12 : 18	OLIVEIRA B.
14 : 18	RUPP M.

2nd Period

0 : 2	OLIVEIRA B.
0 : 4	PIRES G.
2 : 4	WOJDAK B.
4 : 4	KOZHUCHKOWSI E.
4 : 6	PIRES G.
4 : 8	PIRES G.
4 : 10	PIRES G.
6 : 10	WLUDARCZAK M.
6 : 12	PIRES G.
8 : 12	RUPP M.
8 : 14	OLIVEIRA B.
8 : 16	AMARAL N.
8 : 18	OLIVEIRA B.
10 : 18	RUPP M.
10 : 20	AMARAL N.
10 : 22	OLIVEIRA B.
12 : 22	ADAMSKI K.
12 : 24	ESTEVEES W.
14 : 24	WLUDARCZAK M.
14 : 26	ESTEVEES W.
16 : 26	RUPP M.
16 : 28	CLAUDIO T.
18 : 28	RUPP M.
20 : 28	WOJDAK B.
22 : 28	WOJDAK B.

LEGEND

1-Pt	1-Point-Shots	1-Pt Spin	1-Point-Spinshots	—	Struck out Players did not play	%	Efficiency
Ass	Assists	BS	Blocked Shots	DQ	Disqualifications	GK	Goalkeeper
Ind	Individual	No	Shirt Number	P6	Penalty Fouls	P6m	6m Penalty Shots
R6	Received 6m-Fouls	RC	Red Cards	Spec	Specialist	ST	Steals
SUS	Suspension	Spin	Spinshots	TO	Turnover		

Timing and Results provided by TISSOT



Match No.: 16 Court 2

Results

Qatar 2 vs 0 Egypt

REFEREES:

Gawel Adyta (POL)

Jaworska Edyta Wieslawa (POL)

1st Period: 23 - 7

2nd Period: 23 - 10

QAT - Qatar

Headcoach: ALY Khaled

No.	Name	Total				Goals / Shots							Punishments		
		Points	Goals	Shots	%	1-Pt All	1-Pt Spin	Spin	Inflight	Specialist	Goalkeeper	P6m	SUS	RC	DQ
3	MORGAN AHMED	6	3	3	100			2 / 2	1 / 1						
4	DENGUIR AMIR	4	2	2	100			2 / 2							
7	HAMDOON HADI	6	3	6	50				1 / 2	2 / 4					
8	HASSAN MOHAMED	2	1	2	50					1 / 2					
12	YAFAI MOHSIN		0	1	0						0 / 1				
16	MAHFOUZ MOHAB														
17	MOHAMED MUTASEM	6	3	3	100				3 / 3						
24	KENAOUI SID	2	1	1	100			1 / 1							
90	KAKHI HANI	4	2	3	67			2 / 3							
92	ZOUAOUI ANIS	16	9	10	90	2 / 2	1 / 1	5 / 5	0 / 1			2 / 2			
Totals		46	24	31	77	2 / 2	1 / 1	12 / 13	5 / 7	3 / 6	0 / 1	2 / 2			

No.	Goalkeeper	Total			Saves / Shots						
		Saves	Shots	%	1-Pt All	1-Pt Spin	Spin	Inflight	Specialist	Goalkeeper	P6m
12	YAFAI MOHSIN	3	10	30	0 / 1	0 / 1	1 / 4		2 / 4		0 / 1
16	MAHFOUZ MOHAB	2	4	50			1 / 2		1 / 2		
Totals		7	16	44	0 / 1	0 / 1	3 / 7		4 / 7		0 / 1

EGY - Egypt

Headcoach: AMER Hassan Abdelfattah Mohamed

No.	Name	Total				Goals / Shots							Punishments		
		Points	Goals	Shots	%	1-Pt All	1-Pt Spin	Spin	Inflight	Specialist	Goalkeeper	P6m	SUS	RC	DQ
1	SERAGELDEEN HOSEEN ABDELAZIZ Mohame														
2	SHAABAN BAKR IMAM MOHAMED Mohamed														
4	TAREK ABDELNEM MOHAMED ABOUSALEM M	0	1	0						0 / 1					
5	SALEM SOLIMAN SALAMA Hany	0	2	0				0 / 2							
6	WAGIH RAGAB ALI RASLAN Mohamed	4	2	4	50			2 / 4					1		
7	SHAABAN GABER MOHAMED ELDRDERY Akma	8	4	12	33			1 / 3		3 / 9					
8	AHMED MOHAMED SABER EMAM Eslam	4	2	4	50			1 / 2		0 / 1		1 / 1			
10	MOHAMED ALI AHMED ALI ELGANAYNI Abd	0	1	0				0 / 1							
16	ELSAID MAHMOUD ABOUSABAA SOLIMAN Se														
23	ALY HASSANIN ABDELAAL YOUNES Essam	1	1	3	33	1 / 1	1 / 1	0 / 1	0 / 1				1		
Totals		17	9	27	33	1 / 1	1 / 1	4 / 13	0 / 1	3 / 11		1 / 1	2		

No.	Goalkeeper	Total			Saves / Shots						
		Saves	Shots	%	1-Pt All	1-Pt Spin	Spin	Inflight	Specialist	Goalkeeper	P6m
16	ELSAID MAHMOUD ABOUSABAA SOLIMAN Se	3	27	11	0 / 2	0 / 1	0 / 12	0 / 5	3 / 6		0 / 2
Totals		3	27	11	0 / 2	0 / 1	0 / 12	0 / 5	3 / 6		0 / 2

Team Comparison

	1st Period				2nd Period			
	Qatar		Egypt		Qatar		Egypt	
	Goals/Shots	Eff %	Goals/Shots	Eff %	Goals/Shots	Eff %	Goals/Shots	Eff %
Inflight	1 / 1	100			4 / 6	67	0 / 1	0
Spin Shots	8 / 9	89	2 / 7	29	4 / 4	100	2 / 6	33
Specialist Shots	1 / 3	33	0 / 5	0	2 / 3	67	3 / 6	50
1-Point Shots	1 / 1	100	1 / 1	100	1 / 1	100		
Goalkeeper Shots	0 / 1	0						
6-meter Shots	1 / 1	100	1 / 1	100	1 / 1	100		
1-Point Spin Shots			1 / 1	100	1 / 1	100		

Timing and Results provided by TISSOT



Match No.: 16 Court 2

Results

Qatar 2 vs 0 Egypt

REFEREES:

Gawel Adyta (POL)

Jaworska Edyta Wieslawa (POL)

1st Period: 23 - 7

2nd Period: 23 - 10

QAT - Qatar

No.	Name	Technical skills						TO
		Ass	ST	BS	R6	P6		
3	MORGAN AHMED			1				2
4	DENGUIR AMIR	1						1
7	HAMDOON HADI							
8	HASSAN MOHAMED							1
12	YAFAI MOHSIN							
16	MAHFOUZ MOHAB							
17	MOHAMED MUTASEM				1		1	
24	KENAOUI SID		1	1				
90	KAKHI HANI							
92	ZOUAOUI ANIS	1	2	1				
Team								
Totals		2	3	3	1	1		4

Running Score

QAT - EGY

1st Period

ZOUAOUI A.	2	: 0	
ZOUAOUI A.	3	: 0	
	3	: 2	SHAABAN GABER MOHAMED ELD A.
ZOUAOUI A.	5	: 2	
MORGAN A.	7	: 2	
KAKHI H.	9	: 2	
ZOUAOUI A.	11	: 2	
	11	: 3	ALY HASSANIN ABDELAAL YOU E.
ZOUAOUI A.	13	: 3	
	13	: 5	AHMED MOHAMED SABER EMAM E.
KAKHI H.	15	: 5	
MORGAN A.	17	: 5	
MORGAN A.	19	: 5	
KENAOUI S.	21	: 5	
	21	: 7	WAGIH RAGAB ALI RASLAN M.
HAMDOON H.	23	: 7	

EGY - Egypt

No.	Name	Technical skills						TO
		Ass	ST	BS	R6	P6		
1	SERAGELDEEN HOSEEN ABDELAZIZ Mohame							
2	SHAABAN BAKR IMAM MOHAMED Mohamed							
4	TAREK ABDELNEM MOHAMED ABOUSALEM M							1
5	SALEM SOLIMAN SALAMA Hany						1	1
6	WAGIH RAGAB ALI RASLAN Mohamed							1
7	SHAABAN GABER MOHAMED ELDRDERY Akma							4
8	AHMED MOHAMED SABER EMAM Eslam		1					1
10	MOHAMED ALI AHMED ALI ELGANAYNI Abd							1
16	ELSAID MAHMOUD ABOUSABAA SOLIMAN Se							
23	ALY HASSANIN ABDELAAL YOUNES Essam				1			3
Team								
Totals			1		1	2		11

2nd Period

HAMDOON H.	2	: 0	
	2	: 2	SHAABAN GABER MOHAMED ELD A.
DENGUIR A.	4	: 2	
DENGUIR A.	6	: 2	
	6	: 4	SHAABAN GABER MOHAMED ELD A.
ZOUAOUI A.	8	: 4	
ZOUAOUI A.	9	: 4	
	9	: 6	AHMED MOHAMED SABER EMAM E.
HASSAN M.	11	: 6	
ZOUAOUI A.	13	: 6	
ZOUAOUI A.	15	: 6	
MOHAMED M.	17	: 6	
HAMDOON H.	19	: 6	
	19	: 8	SHAABAN GABER MOHAMED ELD A.
MOHAMED M.	21	: 8	
	21	: 10	WAGIH RAGAB ALI RASLAN M.
MOHAMED M.	23	: 10	

LEGEND

1-Pt	1-Point-Shots	1-Pt Spin	1-Point-Spinshots	---	Struck out Players did not play	%	Efficiency
Ass	Assists	BS	Blocked Shots	DQ	Disqualifications	GK	Goalkeeper
Ind	Individual	No	Shirt Number	P6	Penalty Fouls	P6m	6m Penalty Shots
R6	Received 6m-Fouls	RC	Red Cards	Spec	Specialist	ST	Steals
SUS	Suspension	Spin	Spinshots	TO	Turnover		

Timing and Results provided by TISSOT



Match No.: 1 Court 1

Results

Hungary 2 vs 0 Poland

REFEREES:

1st Period: 26 - 24
2nd Period: 17 - 16

HUN - Hungary

Headcoach: GULYAS István

Team time outs: 2

No.	Name	Total				Goals / Shots							Punishments			
		Points	Goals	Shots	%	1-Pt All	1-Pt Spin	Spin	Inflight	Specialist	Goalkeeper	P6m	SUS	RC	DQ	
1	VITARIS Norbert															
2	ZAKICS Bence															
6	NAGY András															
7	VIZES Patrik	16	8	9	89					8 / 9						
8	GABORI Máté															
15	GYENE Norbert	4	2	3	67			2 / 3								
20	NAHAJ László															
23	JOHN András	9	5	7	71	1 / 1	1 / 1	4 / 6								
24	KUN Attila	14	7	11	64				7 / 11							
33	PRICZEL Bence															
Totals		43	22	30	73	1 / 1	1 / 1	6 / 9	7 / 11	8 / 9						

No.	Goalkeeper	Total			Saves / Shots						
		Saves	Shots	%	1-Pt All	1-Pt Spin	Spin	Inflight	Specialist	Goalkeeper	P6m
1	VITARIS Norbert	3	16	19			1 / 5	1 / 3	1 / 7		0 / 1
20	NAHAJ László	5	12	42			3 / 8	2 / 2	0 / 1		0 / 1
Totals		8	28	29			4 / 13	3 / 5	1 / 8		0 / 2

POL - Poland

Headcoach: KISIEL Krzysztof

Team time outs: 2

No.	Name	Total				Goals / Shots							Punishments			
		Points	Goals	Shots	%	1-Pt All	1-Pt Spin	Spin	Inflight	Specialist	Goalkeeper	P6m	SUS	RC	DQ	
1	FIODOR Adrian															
3	ADAMSKI Kacper	14	7	8	88					7 / 8						
8	KOZHUCHOWSKI EMIL	6	3	5	60			1 / 1	2 / 4							
10	WLUDARCZAK Maciej															
20	ZAKRETA Lukasz															
23	SZCZUKOCKI Konrad															
32	RUPP Miłosz	6	3	5	60			3 / 5								
51	WOJDAK Bartosz	14	7	13	54			5 / 8	0 / 3		2 / 2					
89	TROJANOWICZ Sebastian															
90	ORLOWSKI Mateusz															
Totals		40	20	31	65			9 / 14	2 / 7	7 / 8	2 / 2					

Team Comparison

	1st Period				2nd Period			
	Hungary		Poland		Hungary		Poland	
	Goals/Shots	Eff %	Goals/Shots	Eff %	Goals/Shots	Eff %	Goals/Shots	Eff %
Inflight	4 / 6	67	2 / 4	50	3 / 5	60	0 / 3	0
Spin Shots	4 / 5	80	4 / 5	80	2 / 4	50	5 / 9	56
Specialist Shots	5 / 5	100	4 / 5	80	3 / 4	75	3 / 3	100
1-Point Shots					1 / 1	100		
Goalkeeper Shots								
6-meter Shots			2 / 2	100				
1-Point Spin Shots					1 / 1	100		

Timing and Results provided by  TISSOT



Match No.: 1 Court 1

Results

Hungary 2 vs 0 Poland

REFEREES:

1st Period: 26 - 24
2nd Period: 17 - 16

HUN - Hungary

No.	Name	Technical skills					
		Ass	ST	BS	R6	P6	TO
1	VITARIS Norbert						
2	ZAKICS Bence	1					
6	NAGY András			2			
7	VIZES Patrik						
8	GABORI Máté						
15	GYENE Norbert	4					
20	NAHAJ László						
23	JOHN András						
24	KUN Attila	1					
33	PRICZEL Bence						
Team							2
Totals		6		2			2

POL - Poland

No.	Name	Technical skills					
		Ass	ST	BS	R6	P6	TO
1	FIODOR Adrian						
3	ADAMSKI Kacper						
8	KOZHUCHOWSKI EMIL						
10	WLUDARCZAK Maciej						
20	ZAKRETA Lukasz						
23	SZCZUKOCKI Konrad						
32	RUPP Milosz						
51	WOJDAK Bartosz	1					
89	TROJANOWICZ Sebastian						
90	ORLOWSKI Mateusz						
Team							3
Totals		1					3

Running Score

HUN - POL

1st Period

JOHN A.	2 : 0	
	2 : 2	WOJDAK B.
	2 : 4	KOZHUCHKOWSI E.
JOHN A.	4 : 4	
	4 : 6	ADAMSKI K.
KUN A.	6 : 6	
VIZES P.	8 : 6	
KUN A.	10 : 6	
	10 : 8	WOJDAK B.
VIZES P.	12 : 8	
KUN A.	14 : 8	
	14 : 10	WOJDAK B.
KUN A.	16 : 10	
	16 : 12	ADAMSKI K.
GYENE N.	18 : 12	
	18 : 14	ADAMSKI K.
	18 : 16	RUPP M.
VIZES P.	20 : 16	
	20 : 18	ADAMSKI K.
	20 : 20	RUPP M.
VIZES P.	22 : 20	
	22 : 22	WOJDAK B.
GYENE N.	24 : 22	
	24 : 24	KOZHUCHKOWSI E.
VIZES P.	26 : 24	

2nd Period

	0 : 2	WOJDAK B.
KUN A.	2 : 2	
	2 : 4	ADAMSKI K.
	2 : 6	KOZHUCHKOWSI E.
JOHN A.	4 : 6	
	4 : 8	ADAMSKI K.
VIZES P.	6 : 8	
	6 : 10	ADAMSKI K.
	6 : 12	WOJDAK B.
JOHN A.	8 : 12	
JOHN A.	9 : 12	
	9 : 14	WOJDAK B.
	9 : 16	RUPP M.
KUN A.	11 : 16	
VIZES P.	13 : 16	
KUN A.	15 : 16	
VIZES P.	17 : 16	

LEGEND								
1-Pt	1-Point-Shots	1-Pt Spin	1-Point-Spinshots	—	Struck out	Players did not play	%	Efficiency
Ass	Assists	BS	Blocked Shots	DQ	Disqualifications	GK	Goalkeeper	
Ind	Individual	No	Shirt Number	P6	Penalty Fouls	P6m	6m Penalty Shots	
R6	Received 6m-Fouls	RC	Red Cards	Spec	Specialist	ST	Steals	
SUS	Suspension	Spin	Spinshots	TO	Turnover			

Timing and Results provided by  TISSOT



Match No.: 2 Court 1

Results

Croatia 2 vs 0 Egypt

REFEREES:

1st Period: 25 - 10
2nd Period: 34 - 13

CRO - Croatia

Headcoach: ROKAVEC Davor

No.	Name	Total				Goals / Shots						Punishments			
		Points	Goals	Shots	%	1-Pt All	1-Pt Spin	Spin	Inflight	Specialist	Goalkeeper	P6m	SUS	RC	DQ
1	HENIGMAN David														
2	SANDRK Josip	10	5	6	83				5 / 6				1		
3	BEGONJA Dario														
4	DUMENCIC Ivan	14	7	10	70					7 / 10					
5	JURIC Ivan	12	6	8	75			4 / 5	2 / 3						
6	DIKIC Zvonimir	5	3	3	100	1 / 1	1 / 1	2 / 2							
7	SEMREN Matej	6	3	5	60			2 / 3	1 / 2						
8	LAUS Tomislav														
9	BURA Lucian	12	6	6	100			5 / 5				1 / 1			
10	MARKOVIC Dominik														
Totals		59	30	38	79	1 / 1	1 / 1	13 / 15	8 / 11	7 / 10		1 / 1	1		

No.	Goalkeeper	Total			Saves / Shots						
		Saves	Shots	%	1-Pt All	1-Pt Spin	Spin	Inflight	Specialist	Goalkeeper	P6m
10	MARKOVIC Dominik	3	12	25	0 / 3	0 / 3	2 / 5	1 / 2	0 / 2		
Totals		7	20	35	0 / 3	0 / 3	5 / 10	1 / 3	1 / 4		

EGY - Egypt

Headcoach: AMER Hassan Abdelfattah Mohamed

No.	Name	Total				Goals / Shots						Punishments			
		Points	Goals	Shots	%	1-Pt All	1-Pt Spin	Spin	Inflight	Specialist	Goalkeeper	P6m	SUS	RC	DQ
1	SERAGELDEEN HOSEEN ABDELAZIZ Mohame														
2	SHAABAN BAKR IMAM MOHAMED Mohamed	2	1	1	100					1 / 1					
4	TAREK ABDELMMEM MOHAMED ABOUSALEM M												1		
5	SALEM SOLIMAN SALAMA Hany	4	2	6	33			2 / 6							
6	WAGIH RAGAB ALI RASLAN Mohamed	2	1	2	50				1 / 2				1		
7	SHAABAN GABER MOHAMED ELDRERY Akma	4	3	7	43	2 / 2	2 / 2	1 / 5							
8	AHMED MOHAMED SABER EMAM Eslam	6	3	4	75			2 / 2		1 / 2					
10	MOHAMED ALI AHMED ALI ELGANAYNI Abd	2	1	3	33					1 / 3					
16	ELSAID MAHMOUD ABOUSABAA SOLIMAN Se														
23	ALY HASSANIN ABDELAAL YOUNES Essam	3	2	5	40	1 / 1	1 / 1	0 / 1	1 / 3						
Totals		23	13	28	46	3 / 3	3 / 3	5 / 14	2 / 5	3 / 6			2		

No.	Goalkeeper	Total			Saves / Shots						
		Saves	Shots	%	1-Pt All	1-Pt Spin	Spin	Inflight	Specialist	Goalkeeper	P6m
1	SERAGELDEEN HOSEEN ABDELAZIZ Mohame	2	12	17			0 / 6	1 / 3	1 / 3		
16	ELSAID MAHMOUD ABOUSABAA SOLIMAN Se	4	24	17	0 / 1	0 / 1	1 / 8	1 / 7	2 / 7		0 / 1
Totals		6	36	17	0 / 1	0 / 1	1 / 14	2 / 10	3 / 10		0 / 1

Team Comparison

	1st Period				2nd Period			
	Croatia		Egypt		Croatia		Egypt	
	Goals/Shots	Eff %	Goals/Shots	Eff %	Goals/Shots	Eff %	Goals/Shots	Eff %
Inflight	1 / 3	33	1 / 2	50	7 / 8	88	1 / 3	33
Spin Shots	6 / 7	86	2 / 6	33	7 / 8	88	3 / 8	38
Specialist Shots	5 / 8	63	2 / 4	50	2 / 2	100	1 / 2	50
1-Point Shots	1 / 1	100					3 / 3	100
Goalkeeper Shots								
6-meter Shots					1 / 1	100		
1-Point Spin Shots	1 / 1	100					3 / 3	100

Timing and Results provided by  TISSOT



Match No.: 2 Court 1

Results

Croatia 2 vs 0 Egypt

REFEREES:

1st Period: 25 - 10

2nd Period: 34 - 13

CRO - Croatia

No.	Name	Technical skills					
		Ass	ST	BS	R6	P6	TO
1	HENIGMAN David						
2	SANDRK Josip						
3	BEGONJA Dario						
4	DUMENCIC Ivan	1					
5	JURIC Ivan	1					
6	DIKIC Zvonimir	1					
7	SEMREN Matej			3			
8	LAUS Tomislav			2			
9	BURA Lucian	3			1		
10	MARKOVIC Dominik						
Team							
Totals		6		5	1		

Running Score

CRO - EGY

1st Period

JURIC I.	2	:	0
DUMENCIC I.	4	:	0
DUMENCIC I.	6	:	2
DUMENCIC I.	6	:	4
BURA L.	8	:	4
DUMENCIC I.	10	:	4
DUMENCIC I.	10	:	6
DIKIC Z.	11	:	6
DIKIC Z.	13	:	6
DUMENCIC I.	15	:	6
DUMENCIC I.	15	:	8
SEMREN M.	17	:	8
SEMREN M.	19	:	8
DUMENCIC I.	21	:	8
DUMENCIC I.	21	:	10
SEMREN M.	23	:	10
BURA L.	25	:	10

EGY - Egypt

No.	Name	Technical skills					
		Ass	ST	BS	R6	P6	TO
1	SERAGELDEEN HOSEEN ABDELAZIZ Mohame						
2	SHAABAN BAKR IMAM MOHAMED Mohamed	1					2
4	TAREK ABDELNMEM MOHAMED ABOUSALEM M						1
5	SALEM SOLIMAN SALAMA Hany						
6	WAGIH RAGAB ALI RASLAN Mohamed						
7	SHAABAN GABER MOHAMED ELDRDERY Akma						1
8	AHMED MOHAMED SABER EMAM Eslam	1					1
10	MOHAMED ALI AHMED ALI ELGANAYNI Abd						1
16	ELSAID MAHMOUD ABOUSABAA SOLIMAN Se						
23	ALY HASSANIN ABDELAAL YOUNES Essam						
Team							1
Totals		2					7

2nd Period

DUMENCIC I.	2	:	0
DUMENCIC I.	2	:	1
BURA L.	4	:	1
BURA L.	4	:	2
BURA L.	6	:	2
JURIC I.	8	:	2
DIKIC Z.	10	:	2
BURA L.	12	:	2
BURA L.	14	:	2
SANDRK J.	16	:	2
SANDRK J.	16	:	3
SANDRK J.	18	:	3
SANDRK J.	18	:	5
JURIC I.	20	:	5
JURIC I.	20	:	7
DUMENCIC I.	22	:	7
JURIC I.	24	:	7
JURIC I.	24	:	9
JURIC I.	24	:	11
JURIC I.	26	:	11
SANDRK J.	28	:	11
SANDRK J.	28	:	13
SANDRK J.	30	:	13
SANDRK J.	32	:	13
JURIC I.	34	:	13

LEGEND

1-Pt	1-Point-Shots	1-Pt Spin	1-Point-Spinshots	—	Struck out Players did not play	%	Efficiency
Ass	Assists	BS	Blocked Shots	DQ	Disqualifications	GK	Goalkeeper
Ind	Individual	No	Shirt Number	P6	Penalty Fouls	P6m	6m Penalty Shots
R6	Received 6m-Fouls	RC	Red Cards	Spec	Specialist	ST	Steals
SUS	Suspension	Spin	Spinshots	TO	Turnover		

Timing and Results provided by TISSOT



Match No.: 3 Court 1

Results

Poland 0 vs 2 Croatia

REFEREES:

1st Period: 12 - 28
2nd Period: 16 - 22

POL - Poland

Headcoach: KISIEL Krzysztof

Team time outs: 1

No.	Name	Total				Goals / Shots							Punishments		
		Points	Goals	Shots	%	1-Pt All	1-Pt Spin	Spin	Inflight	Specialist	Goalkeeper	P6m	SUS	RC	DQ
1	FIODOR Adrian		0	2	0						0 / 2				
3	ADAMSKI Kacper	8	4	8	50					4 / 8					
8	KOZHUCHOWSKI EMIL	6	3	6	50				3 / 6						
10	WLUDARCZAK Maciej	2	1	4	25			0 / 1	1 / 3						
20	ZAKRETA Lukasz														
23	SZCZUKOCKI Konrad	2	1	1	100			1 / 1							
32	RUPP Milosz	2	1	5	20			1 / 5					1		
51	WOJDAK Bartosz	8	4	9	44			2 / 5	2 / 4				1		
89	TROJANOWICZ Sebastian		0	2	0					0 / 2					
90	ORLOWSKI Mateusz														
Totals		28	14	37	38			4 / 12	6 / 13	4 / 10	0 / 2		2		

CRO - Croatia

Headcoach: ROKAVEC Davor

No.	Name	Total				Goals / Shots							Punishments		
		Points	Goals	Shots	%	1-Pt All	1-Pt Spin	Spin	Inflight	Specialist	Goalkeeper	P6m	SUS	RC	DQ
1	HENIGMAN David														
2	SANDRK Josip	2	1	1	100			1 / 1					1		
3	BEGONJA Dario														
4	DUMENCIC Ivan	2	1	3	33					1 / 3					
5	JURIC Ivan	8	4	5	80			4 / 5							
6	DIKIC Zvonimir	10	6	7	86	2 / 2		3 / 4				1 / 1			
7	SEMREN Matej	10	5	7	71			4 / 5	1 / 2				1		
8	LAUS Tomislav														
9	BURA Lucian	18	9	13	69			3 / 5	4 / 6			2 / 2	1		
10	MARKOVIC Dominik														
Totals		50	26	36	72	2 / 2		15 / 20	5 / 8	1 / 3		3 / 3	3		

Team Comparison

	1st Period				2nd Period			
	Poland		Croatia		Poland		Croatia	
	Goals/Shots	Eff %	Goals/Shots	Eff %	Goals/Shots	Eff %	Goals/Shots	Eff %
Inflight	3 / 8	38	3 / 5	60	3 / 5	60	2 / 3	67
Spin Shots	2 / 7	29	8 / 10	80	2 / 5	40	7 / 10	70
Specialist Shots	1 / 2	50	1 / 1	100	3 / 8	38	0 / 2	0
1-Point Shots							2 / 2	100
Goalkeeper Shots					0 / 2	0		
6-meter Shots			2 / 2	100			1 / 1	100
1-Point Spin Shots								



Match No.: 3 Court 1

Results

Poland 0 vs 2 Croatia

REFEREES:

1st Period: 12 - 28

2nd Period: 16 - 22

POL - Poland

No.	Name	Technical skills					
		Ass	ST	BS	R6	P6	TO
1	FIODOR Adrian						
3	ADAMSKI Kacper	1					
8	KOZHUCHOWSKI EMIL						
10	WLUDARCZAK Maciej						1
20	ZAKRETA Lukasz						
23	SZCZUKOCKI Konrad		1				
32	RUPP Milosz	1				1	1
51	WOJDAK Bartosz	1					1
89	TROJANOWICZ Sebastian						1
90	ORLOWSKI Mateusz						
Team							
Totals		3	1			1	4

CRO - Croatia

No.	Name	Technical skills					
		Ass	ST	BS	R6	P6	TO
1	HENIGMAN David						
2	SANDRK Josip			1			
3	BEGONJA Dario			1			
4	DUMENCIC Ivan						
5	JURIC Ivan						
6	DIKIC Zvonimir	1					1
7	SEMREN Matej	5					2
8	LAUS Tomislav						
9	BURA Lucian	2					1
10	MARKOVIC Dominik	1					
Team							
Totals		9		2			4

Running Score

POL - CRO

1st Period

0 : 2 JURIC I.

0 : 4 SEMREN M.

0 : 6 DIKIC Z.

0 : 8 BURA L.

0 : 10 JURIC I.

0 : 12 SEMREN M.

ADAMSKI K. 2 : 12

2 : 14 DUMENCIC I.

WOJDAK B. 4 : 14

WOJDAK B. 6 : 14

6 : 16 BURA L.

8 : 16

RUPP M. 8 : 18 JURIC I.

8 : 20 BURA L.

8 : 22 DIKIC Z.

8 : 24 BURA L.

WLUDARCZAK M. 10 : 24

10 : 26 SEMREN M.

12 : 26

12 : 28 BURA L.

2nd Period

KOZHUCHKOWSI E. 2 : 0

WOJDAK B. 4 : 0

4 : 2 BURA L.

4 : 4 DIKIC Z.

4 : 5 DIKIC Z.

4 : 7 BURA L.

ADAMSKI K. 6 : 7

6 : 9 BURA L.

6 : 10 DIKIC Z.

KOZHUCHKOWSI E. 8 : 10

8 : 12 DIKIC Z.

ADAMSKI K. 10 : 12

10 : 14 BURA L.

ADAMSKI K. 12 : 14

12 : 16 SEMREN M.

KOZHUCHKOWSI E. 14 : 16

14 : 18 SEMREN M.

14 : 20 JURIC I.

14 : 22 SANDRK J.

SZCZUKOCKI K. 16 : 22

LEGEND							
1-Pt	1-Point-Shots	1-Pt Spin	1-Point-Spinshots	—	Struck out Players did not play	%	Efficiency
Ass	Assists	BS	Blocked Shots	DQ	Disqualifications	GK	Goalkeeper
Ind	Individual	No	Shirt Number	P6	Penalty Fouls	P6m	6m Penalty Shots
R6	Received 6m-Fouls	RC	Red Cards	Spec	Specialist	ST	Steals
SUS	Suspension	Spin	Spinshots	TO	Turnover		

Timing and Results provided by TISSOT



Match No.: 4 Court 1

Results

Egypt 0 vs 2 Hungary

REFEREES:

1st Period: 14 - 19
2nd Period: 12 - 23

EGY - Egypt

Headcoach: AMER Hassan Abdelfattah Mohamed

No.	Name	Total				Goals / Shots							Punishments				
		Points	Goals	Shots	%	1-Pt All	1-Pt Spin	Spin	Inflight	Specialist	Goalkeeper	P6m	SUS	RC	DQ		
1	SERAGELDEEN HOSEEN ABDELAZIZ Mohame																
2	SHAABAN BAKR IMAM MOHAMED Mohamed	2	1	1	100					1 / 1							
4	TAREK ABDELNEM MOHAMED ABOUSALEM M		0	1	0					0 / 1							
5	SALEM SOLIMAN SALAMA Hany		0	3	0			0 / 3									
6	WAGIH RAGAB ALI RASLAN Mohamed	6	3	3	100				3 / 3								
7	SHAABAN GABER MOHAMED ELDRDERY Akma	2	1	4	25			1 / 3		0 / 1							
8	AHMED MOHAMED SABER EMAM Eslam	14	7	12	58			0 / 3		6 / 8		1 / 1					
10	MOHAMED ALI AHMED ALI ELGANAYNI Abd																
16	ELSAID MAHMOUD ABOUSABAA SOLIMAN Se																
23	ALY HASSANIN ABDELAAL YOUNES Essam	2	1	5	20			0 / 3	1 / 2								
Totals		26	13	29	45			1 / 12	4 / 5	7 / 11		1 / 1					

No.	Goalkeeper	Total			Saves / Shots						
		Saves	Shots	%	1-Pt All	1-Pt Spin	Spin	Inflight	Specialist	Goalkeeper	P6m
16	ELSAID MAHMOUD ABOUSABAA SOLIMAN Se	4	26	15	0 / 2		2 / 10	2 / 8	0 / 4	0 / 2	
Totals		4	26	15	0 / 2		2 / 10	2 / 8	0 / 4	0 / 2	

HUN - Hungary

Headcoach: GULYAS István

No.	Name	Total				Goals / Shots							Punishments				
		Points	Goals	Shots	%	1-Pt All	1-Pt Spin	Spin	Inflight	Specialist	Goalkeeper	P6m	SUS	RC	DQ		
1	VITARIS Norbert	4	2	2	100						2 / 2						
2	ZAKICS Bence																
6	NAGY András																
7	VIZES Patrik	8	4	4	100					4 / 4							
8	GABORI Máté	10	6	9	67	2 / 2		4 / 6	0 / 1								
15	GYENE Norbert																
20	NAHAJ László																
23	JOHN András	10	5	6	83			3 / 4	2 / 2								
24	KUN Attila	10	5	8	63			1 / 1	4 / 7								
33	PRICZEL Bence																
Totals		42	22	29	76	2 / 2		8 / 11	6 / 10	4 / 4	2 / 2						

Team Comparison

	1st Period				2nd Period			
	Egypt		Hungary		Egypt		Hungary	
	Goals/Shots	Eff %	Goals/Shots	Eff %	Goals/Shots	Eff %	Goals/Shots	Eff %
Inflight	2 / 3	67	3 / 5	60	2 / 2	100	3 / 5	60
Spin Shots	1 / 6	17	4 / 4	100	0 / 6	0	4 / 7	57
Specialist Shots	3 / 5	60	2 / 2	100	4 / 6	67	2 / 2	100
1-Point Shots			1 / 1	100			1 / 1	100
Goalkeeper Shots							2 / 2	100
6-meter Shots	1 / 1	100						
1-Point Spin Shots								

Timing and Results provided by  TISSOT



Match No.: 4 Court 1

Results

Egypt 0 vs 2 Hungary

REFEREES:

1st Period: 14 - 19

2nd Period: 12 - 23

EGY - Egypt

No.	Name	Technical skills					
		Ass	ST	BS	R6	P6	TO
1	SERAGELDEEN HOSEEN ABDELAZIZ Mohame						
2	SHAABAN BAKR IMAM MOHAMED Mohamed						
4	TAREK ABDELMNEM MOHAMED ABOUSALEM M						
5	SALEM SOLIMAN SALAMA Hany	1					
6	WAGIH RAGAB ALI RASLAN Mohamed						1
7	SHAABAN GABER MOHAMED ELDRDERY Akma						1
8	AHMED MOHAMED SABER EMAM Eslam						
10	MOHAMED ALI AHMED ALI ELGANAYNI Abd						
16	ELSAID MAHMOUD ABOUSABAA SOLIMAN Se						
23	ALY HASSANIN ABDELAAL YOUNES Essam						1
Team							
Totals		1					3

Running Score

EGY - HUN

1st Period

0 : 2	GABORI M.
2 : 2	SHAABAN GABER MOHAMED ELDRDERY M.
4 : 2	AHMED MOHAMED SABER EMAM E.
4 : 4	JOHN A.
4 : 6	VIZES P.
6 : 6	AHMED MOHAMED SABER EMAM E.
6 : 8	VIZES P.
8 : 8	AHMED MOHAMED SABER EMAM E.
8 : 10	JOHN A.
10 : 10	AHMED MOHAMED SABER EMAM E.
10 : 12	JOHN A.
12 : 12	WAGIH RAGAB ALI RASLAN M.
12 : 14	JOHN A.
14 : 14	WAGIH RAGAB ALI RASLAN M.
14 : 16	KUN A.
14 : 18	GABORI M.
14 : 19	GABORI M.

HUN - Hungary

No.	Name	Technical skills					
		Ass	ST	BS	R6	P6	TO
1	VITARIS Norbert						
2	ZAKICS Bence	1		1			
6	NAGY András						1
7	VIZES Patrik						
8	GABORI Máté	5					
15	GYENE Norbert						
20	NAHAJ László						
23	JOHN András	1		1			
24	KUN Attila	6					1
33	PRICZEL Bence						
Team							
Totals		13		2			2

2nd Period

2 : 0	SHAABAN BAKR IMAM MOHAMED M.
2 : 2	KUN A.
2 : 4	JOHN A.
4 : 4	ALY HASSANIN ABDELAAL YOU E.
4 : 6	GABORI M.
6 : 6	AHMED MOHAMED SABER EMAM E.
6 : 8	KUN A.
8 : 8	AHMED MOHAMED SABER EMAM E.
8 : 10	VIZES P.
10 : 10	AHMED MOHAMED SABER EMAM E.
10 : 12	VITARIS N.
12 : 12	WAGIH RAGAB ALI RASLAN M.
12 : 14	KUN A.
12 : 15	GABORI M.
12 : 17	VITARIS N.
12 : 19	GABORI M.
12 : 21	KUN A.
12 : 23	VIZES P.

LEGEND							
1-Pt	1-Point-Shots	1-Pt Spin	1-Point-Spinshots	—	Struck out Players did not play	%	Efficiency
Ass	Assists	BS	Blocked Shots	DQ	Disqualifications	GK	Goalkeeper
Ind	Individual	No	Shirt Number	P6	Penalty Fouls	P6m	6m Penalty Shots
R6	Received 6m-Fouls	RC	Red Cards	Spec	Specialist	ST	Steals
SUS	Suspension	Spin	Spinshots	TO	Turnover		

Timing and Results provided by TISSOT



Match No.: 5 Court 1

Results

Egypt 0 vs 2 Poland

REFEREES:
Andusic Irena (SRB)
Pantic Anja (SRB)

1st Period: 11 - 26
2nd Period: 7 - 24

EGY - Egypt

Headcoach: AMER Hassan Abdelfattah Mohamed

No.	Name	Total				Goals / Shots							Punishments		
		Points	Goals	Shots	%	1-Pt All	1-Pt Spin	Spin	Inflight	Specialist	Goalkeeper	P6m	SUS	RC	DQ
1	SERAGELDEEN HOSEEN ABDELAZIZ Mohame														
2	SHAABAN BAKR IMAM MOHAMED Mohamed														
4	TAREK ABDELMMEM MOHAMED ABOUSALEM M														
5	SALEM SOLIMAN SALAMA Hany	2	2	5	40	2 / 2	1 / 1	0 / 3							
6	WAGIH RAGAB ALI RASLAN Mohamed	1	1	1	100	1 / 1									
7	SHAABAN GABER MOHAMED ELDRDERY Akma	3	3	7	43	3 / 3	3 / 3	0 / 3		0 / 1					
8	AHMED MOHAMED SABER EMAM Eslam	6	3	6	50					3 / 6					
10	MOHAMED ALI AHMED ALI ELGANAYNI Abd		0	2	0			0 / 2							
16	ELSAID MAHMOUD ABOUSABAA SOLIMAN Se														
23	ALY HASSANIN ABDELAAL YOUNES Essam	6	3	5	60			2 / 3	1 / 2				1		
Totals		18	12	26	46	6 / 6	4 / 4	2 / 11	1 / 2	3 / 7			1		

No.	Goalkeeper	Total			Saves / Shots						
		Saves	Shots	%	1-Pt All	1-Pt Spin	Spin	Inflight	Specialist	Goalkeeper	P6m
16	ELSAID MAHMOUD ABOUSABAA SOLIMAN Se	0	23	0			0 / 7	0 / 8	0 / 5	0 / 2	0 / 1
Totals		0	25	0			0 / 8	0 / 9	0 / 5	0 / 2	0 / 1

POL - Poland

Headcoach: KISIEL Krzysztof

No.	Name	Total				Goals / Shots							Punishments		
		Points	Goals	Shots	%	1-Pt All	1-Pt Spin	Spin	Inflight	Specialist	Goalkeeper	P6m	SUS	RC	DQ
1	FIODOR Adrian														
3	ADAMSKI Kacper	4	2	2	100					2 / 2					
8	KOZHUCHOWSKI EMIL	10	5	5	100			1 / 1	4 / 4						
10	WLUDARCZAK Maciej	2	1	2	50			1 / 1	0 / 1						
20	ZAKRETA Lukasz	4	2	2	100						2 / 2				
23	SZCZUKOCKI Konrad														
32	RUPP Miłosz	6	3	3	100			2 / 2		1 / 1					
51	WOJDAK Bartosz	12	6	6	100			3 / 3	2 / 2			1 / 1			
89	TROJANOWICZ Sebastian	4	2	2	100					2 / 2					
90	ORLOWSKI Mateusz	8	4	4	100			1 / 1	3 / 3						
Totals		50	25	26	96			8 / 8	9 / 10	5 / 5	2 / 2	1 / 1			

Team Comparison

	1st Period				2nd Period			
	Egypt		Poland		Egypt		Poland	
	Goals/Shots	Eff %	Goals/Shots	Eff %	Goals/Shots	Eff %	Goals/Shots	Eff %
Inflight	1 / 1	100	2 / 2	100	0 / 1	0	7 / 8	88
Spin Shots	2 / 8	25	5 / 5	100	0 / 3	0	3 / 3	100
Specialist Shots	1 / 2	50	3 / 3	100	2 / 5	40	2 / 2	100
1-Point Shots	3 / 3	100			3 / 3	100		
Goalkeeper Shots			2 / 2	100				
6-meter Shots			1 / 1	100				
1-Point Spin Shots	2 / 2	100			2 / 2	100		



Match No.: 5 Court 1

Results

Egypt 0 vs 2 Poland

REFEREES:
Andusic Irena (SRB)
Pantic Anja (SRB)

1st Period: 11 - 26
2nd Period: 7 - 24

EGY - Egypt

No.	Name	Technical skills					
		Ass	ST	BS	R6	P6	TO
1	SERAGELDEEN HOSEEN ABDELAZIZ Mohame						
2	SHAABAN BAKR IMAM MOHAMED Mohamed						1
4	TAREK ABDELMNEM MOHAMED ABOUSALEM M						
5	SALEM SOLIMAN SALAMA Hany						
6	WAGIH RAGAB ALI RASLAN Mohamed		1				4
7	SHAABAN GABER MOHAMED ELDRDERY Akma	1					1
8	AHMED MOHAMED SABER EMAM Eslam						1
10	MOHAMED ALI AHMED ALI ELGANAYNI Abd						
16	ELSAID MAHMOUD ABOUSABAA SOLIMAN Se						1
23	ALY HASSANIN ABDELAAL YOUNES Essam						
Team							1
Totals		1	1				9

POL - Poland

No.	Name	Technical skills					
		Ass	ST	BS	R6	P6	TO
1	FIODOR Adrian						1
3	ADAMSKI Kacper						
8	KOZHUCHOWSKI EMIL	1		1			
10	WLUDARCZAK Maciej			1			1
20	ZAKRETA Lukasz						
23	SZCZUKOCKI Konrad			2			
32	RUPP Milosz	5					
51	WOJDAK Bartosz						2
89	TROJANOWICZ Sebastian						1
90	ORLOWSKI Mateusz		1	1			2
Team							
Totals		6	1	5			7

Running Score

EGY - POL

1st Period

0 : 2	WOJDAK B.
0 : 4	KOZHUCHKOWSI E.
0 : 6	RUPP M.
0 : 8	KOZHUCHKOWSI E.
1 : 8	SHAABAN GABER MOHAMED ELDA.
1 : 10	ADAMSKI K.
3 : 10	ALY HASSANIN ABDELAAL YOU E.
3 : 12	ZAKRETA U.
5 : 12	ALY HASSANIN ABDELAAL YOU E.
5 : 14	WOJDAK B.
5 : 16	WLUDARCZAK M.
7 : 16	ALY HASSANIN ABDELAAL YOU E.
7 : 18	KOZHUCHKOWSI E.
9 : 18	AHMED MOHAMED SABER EMAM E.
9 : 20	WOJDAK B.
9 : 22	TROJANOWICZ S.
10 : 22	SALEM SOLIMAN SALAMA H.
10 : 24	ZAKRETA U.
11 : 24	SALEM SOLIMAN SALAMA H.
11 : 26	RUPP M.

2nd Period

1 : 0	SHAABAN GABER MOHAMED ELDA.
1 : 2	RUPP M.
1 : 4	WOJDAK B.
2 : 4	SHAABAN GABER MOHAMED ELDA.
2 : 6	ADAMSKI K.
2 : 8	WOJDAK B.
2 : 10	KOZHUCHKOWSI E.
3 : 10	WAGIH RAGAB ALI RASLAN M.
3 : 12	KOZHUCHKOWSI E.
3 : 14	WOJDAK B.
3 : 16	ORLOWSKI M.
5 : 16	AHMED MOHAMED SABER EMAM E.
5 : 18	ORLOWSKI M.
7 : 18	AHMED MOHAMED SABER EMAM E.
7 : 20	TROJANOWICZ S.
7 : 22	ORLOWSKI M.
7 : 24	ORLOWSKI M.

LEGEND

1-Pt	1-Point-Shots	1-Pt Spin	1-Point-Spinshots	—	Struck out Players did not play	%	Efficiency
Ass	Assists	BS	Blocked Shots	DQ	Disqualifications	GK	Goalkeeper
Ind	Individual	No	Shirt Number	P6	Penalty Fouls	P6m	6m Penalty Shots
R6	Received 6m-Fouls	RC	Red Cards	Spec	Specialist	ST	Steals
SUS	Suspension	Spin	Spinshots	TO	Turnover		

Timing and Results provided by  TISSOT



Match No.: 6 Court 2

Results

Croatia 1 vs 2 Hungary

REFEREES:

Cardone Luciano (ITA)
Manuele Sebastiano (ITA)

1st Period: 24 - 20

2nd Period: 23 - 25

Shootout: 8 - 9

CRO - Croatia

Headcoach: ROKAVEC Davor

Team time outs: 2

No.	Name	Total				Goals / Shots						Punishments			
		Points	Goals	Shots	%	1-Pt All	1-Pt Spin	Spin	Inflight	Specialist	Goalkeeper	P6m	SUS	RC	DQ
1	HENIGMAN David														
2	SANDRK Josip	8	4	8	50			2 / 5	2 / 3				1		
3	BEGONJA Dario														
4	DUMENCIC Ivan	10	5	8	63	0 / 1		1 / 1		4 / 6					
5	JURIC Ivan	14	7	10	70			6 / 9	1 / 1				1		
6	DIKIC Zvonimir	6	3	4	75			2 / 3	1 / 1						
7	SEMREN Matej	2	1	4	25			0 / 2	1 / 2						
8	LAUS Tomislav														
9	BURA Lucian	15	8	10	80	1 / 1	1 / 1	5 / 6				2 / 3			
10	MARKOVIC Dominik														
Totals		55	28	44	64	1 / 2	1 / 1	16 / 26	5 / 7	4 / 6		2 / 3	2		

No.	Goalkeeper	Total			Saves / Shots						
		Saves	Shots	%	1-Pt All	1-Pt Spin	Spin	Inflight	Specialist	Goalkeeper	P6m
1	HENIGMAN David	4	15	27			1 / 7	2 / 4	1 / 2	0 / 1	0 / 1
4	DUMENCIC Ivan										
5	JURIC Ivan										
10	MARKOVIC Dominik	5	16	31	0 / 3	0 / 1	3 / 9	2 / 4			
Totals		13	42	31	0 / 4	0 / 2	5 / 18	7 / 15	1 / 3	0 / 1	0 / 1

HUN - Hungary

Headcoach: GULYAS Istvan

Team time outs: 1

No.	Name	Total				Goals / Shots						Punishments			
		Points	Goals	Shots	%	1-Pt All	1-Pt Spin	Spin	Inflight	Specialist	Goalkeeper	P6m	SUS	RC	DQ
1	VITARIS Norbert	2	1	1	100						1 / 1				
2	ZAKICS Bence	10	6	6	100	2 / 2	2 / 2	4 / 4							
6	NAGY András														
7	VIZES Patrik	5	3	3	100	1 / 1			1 / 1	1 / 1					
8	GABORI Máté	6	3	6	50			3 / 6					1		
15	GYENE Norbert	12	6	8	75			3 / 4	1 / 1	1 / 2		1 / 1			
20	NAHAJ László														
23	JOHN András	16	8	14	57			3 / 6	5 / 8						
24	KUN Attila	2	1	5	20				1 / 5						
33	PRICZEL Bence	1	1	1	100	1 / 1									
Totals		54	29	44	66	4 / 4	2 / 2	13 / 20	8 / 15	2 / 3	1 / 1	1 / 1	1		

No.	Goalkeeper	Total			Saves / Shots						
		Saves	Shots	%	1-Pt All	1-Pt Spin	Spin	Inflight	Specialist	Goalkeeper	P6m
1	VITARIS Norbert	3	16	19	0 / 1		2 / 8	1 / 4	0 / 2		0 / 1
20	NAHAJ László	4	15	27	1 / 1		1 / 7	0 / 3	1 / 2		1 / 2
Totals		9	37	24	1 / 2	0 / 1	4 / 20	1 / 6	2 / 6		1 / 3

Team Comparison

	1st Period				2nd Period			
	Croatia		Hungary		Croatia		Hungary	
	Goals/Shots	Eff %	Goals/Shots	Eff %	Goals/Shots	Eff %	Goals/Shots	Eff %
Inflight	2 / 3	67	5 / 9	56	3 / 4	75	3 / 6	50
Spin Shots	7 / 10	70	3 / 5	60	5 / 11	45	6 / 11	55
Specialist Shots	2 / 4	50	1 / 1	100	2 / 2	100	1 / 2	50
1-Point Shots			2 / 2	100	1 / 2	50	1 / 1	100
Goalkeeper Shots								
1-Point Spin Shots	1 / 1	100	2 / 2	100	1 / 1	100	1 / 1	100



Match No.: 6 Court 2

Results

Croatia 1 vs 2 Hungary

REFEREES:

Cardone Luciano (ITA)
Manuele Sebastiano (ITA)

1st Period: 24 - 20

2nd Period: 23 - 25

Shootout: 8 - 9

CRO - Croatia

No.	Name	Technical skills					
		Ass	ST	BS	R6	P6	TO
1	HENIGMAN David						
2	SANDRK Josip						
3	BEGONJA Dario		1				
4	DUMENCIC Ivan						
5	JURIC Ivan	1					1
6	DIKIC Zvonimir	1					1
7	SEMREN Matej						1
8	LAUS Tomislav						
9	BURA Lucian						
10	MARKOVIC Dominik	1					
Team							
Totals		3	1				3

HUN - Hungary

No.	Name	Technical skills					
		Ass	ST	BS	R6	P6	TO
1	VITARIS Norbert						
2	ZAKICS Bence	1					
6	NAGY András			1		2	
7	VIZES Patrik						2
8	GABORI Máté						
15	GYENE Norbert	1					
20	NAHAJ László						
23	JOHN András		1				1
24	KUN Attila						
33	PRICZEL Bence		1			1	
Team							
Totals		2	2	1		3	3

Running Score

CRO - HUN

1st Period	
DIKIC Z.	2 : 0
DUMENCIC I.	4 : 0
4 : 2	GYENE N.
4 : 4	KUN A.
6 : 4	
BURA L.	6 : 4
6 : 6	VIZES P.
JURIC I.	8 : 6
8 : 8	JOHN A.
BURA L.	10 : 8
DUMENCIC I.	12 : 8
12 : 9	ZAKICS B.
BURA L.	14 : 9
14 : 11	JOHN A.
14 : 13	JOHN A.
SEMREN M.	16 : 13
16 : 15	GYENE N.
DIKIC Z.	18 : 15
18 : 16	ZAKICS B.
JURIC I.	20 : 16
20 : 18	ZAKICS B.
JURIC I.	22 : 18
22 : 20	GYENE N.
SANDRK J.	24 : 20

2nd Period	
0 : 2	JOHN A.
DUMENCIC I.	2 : 2
2 : 4	VITARIS N.
DUMENCIC I.	4 : 4
4 : 6	GABORI M.
SANDRK J.	6 : 6
6 : 8	GYENE N.
SANDRK J.	8 : 8
8 : 10	GABORI M.
BURA L.	10 : 10
10 : 12	GYENE N.
10 : 14	ZAKICS B.
SANDRK J.	12 : 14
JURIC I.	14 : 14
BURA L.	16 : 14
16 : 16	JOHN A.
BURA L.	18 : 16
18 : 18	ZAKICS B.
JURIC I.	20 : 18
JURIC I.	22 : 18
BURA L.	23 : 18
23 : 20	VIZES P.
23 : 22	JOHN A.
23 : 24	JOHN A.
23 : 25	PRICZEL B.

Shootout	
JURIC I.	2 : 0
2 : 2	JOHN A.
DIKIC Z.	4 : 2
4 : 4	GABORI M.
4 : 6	GYENE N.
BURA L.	6 : 6
6 : 8	ZAKICS B.
DUMENCIC I.	8 : 8
8 : 9	VIZES P.


Timing and Results provided by TISSOT



Match No.: 6 Court 2

Results

LEGEND							
1-Pt	1-Point-Shots	1-Pt Spin	1-Point-Spinshots	—	Struck out Players did not play	%	Efficiency
Ass	Assists	BS	Blocked Shots	DQ	Disqualifications	GK	Goalkeeper
Ind	Individual	No	Shirt Number	P6	Penalty Fouls	P6m	6m Penalty Shots
R6	Received 6m-Fouls	RC	Red Cards	Spec	Specialist	ST	Steals
SUS	Suspension	Spin	Spinshots	TO	Turnover		

Timing and Results provided by  **TISSOT**



Match No.: 7 Court 1

Results

Brazil 2 vs 0 Uruguay

REFEREES:

1st Period: 25 - 16
2nd Period: 23 - 10

BRA - Brazil

Headcoach: GUERRA Antonio

No.	Name	Total				Goals / Shots							Punishments				
		Points	Goals	Shots	%	1-Pt All	1-Pt Spin	Spin	Inflight	Specialist	Goalkeeper	P6m	SUS	RC	DQ		
1	ROSSA Cristiano																
5	AMARAL Nailson	10	5	7	71			0 / 1	5 / 6								
6	OLIVEIRA Bruno	10	5	5	100					5 / 5							
7	CLAUDIO Thiago	5	3	4	75	1 / 1	1 / 1	1 / 1	1 / 2								
10	PIRES Gil	17	9	11	82	1 / 1	1 / 1	2 / 2	6 / 8								
11	BARCELLOS Thiago																
14	MACHADO Marcelo																
17	WIRTZBIKI Pedro		0	1	0						0 / 1						
22	VIEIRA Diogo																
23	ESTEVEES Wellington	6	3	6	50				3 / 6								
Totals		48	25	34	74	2 / 2	2 / 2	3 / 4	15 / 22	5 / 5	0 / 1						

No.	Goalkeeper	Total			Saves / Shots						
		Saves	Shots	%	1-Pt All	1-Pt Spin	Spin	Inflight	Specialist	Goalkeeper	P6m
1	ROSSA Cristiano	6	14	43			2 / 6	2 / 3	1 / 3		1 / 2
17	WIRTZBIKI Pedro	5	10	50			3 / 4	1 / 3	1 / 3		
Totals		11	24	46			5 / 10	3 / 6	2 / 6		1 / 2

URU - Uruguay


Headcoach: BALLETO MARTINEZ Gaston Pedro

No.	Name	Total				Goals / Shots							Punishments				
		Points	Goals	Shots	%	1-Pt All	1-Pt Spin	Spin	Inflight	Specialist	Goalkeeper	P6m	SUS	RC	DQ		
3	ADLER BONIFACINO Felipe	2	1	2	50			1 / 2									
5	OHOLEGUY GRUB Matias		0	1	0			0 / 1									
7	RODRIGUEZ MAYADO Santiago	10	5	9	56			2 / 2		2 / 5		1 / 2					
8	BERNAL ALGARE Rodrigo	4	2	3	67			1 / 2	1 / 1								
10	SEQUEIRA SARAVIA Martin Francisco	2	1	2	50			0 / 1	1 / 1								
13	PORRO DALERA Juan Jose	4	2	2	100					2 / 2							
16	GONZALEZ ALLOZA Felipe																
17	SEQUEIRA SARAVIA Fernando Ariel		0	1	0					0 / 1							
36	ROSTAGNO RIOS Cristhian David	4	2	8	25			1 / 4	1 / 4								
44	SAGASTI TRIAS Sebastian																
Totals		26	13	29	45	0 / 1		5 / 12	3 / 6	4 / 8		1 / 2					

No.	Goalkeeper	Total			Saves / Shots						
		Saves	Shots	%	1-Pt All	1-Pt Spin	Spin	Inflight	Specialist	Goalkeeper	P6m
16	GONZALEZ ALLOZA Felipe	2	13	15	0 / 1	0 / 1	1 / 4	1 / 7	0 / 1		
17	SEQUEIRA SARAVIA Fernando Ariel	0	12	0	0 / 1	0 / 1		0 / 8	0 / 3		
Totals		2	27	7	0 / 2	0 / 2	1 / 4	1 / 16	0 / 5		

Team Comparison

	1st Period				2nd Period			
	Brazil		Uruguay		Brazil		Uruguay	
	Goals/Shots	Eff %	Goals/Shots	Eff %	Goals/Shots	Eff %	Goals/Shots	Eff %
Inflight	7 / 10	70	1 / 3	33	8 / 12	67	2 / 3	67
Spin Shots	3 / 4	75	4 / 7	57			1 / 5	20
Specialist Shots	2 / 2	100	2 / 2	100	3 / 3	100	2 / 6	33
1-Point Shots	1 / 1	100	0 / 1	0	1 / 1	100		
Goalkeeper Shots					0 / 1	0		
6-meter Shots			1 / 1	100			0 / 1	0
1-Point Spin Shots	1 / 1	100			1 / 1	100		

Timing and Results provided by  TISSOT



Match No.: 7 Court 1

Results

Brazil 2 vs 0 Uruguay

REFEREES:

1st Period: 25 - 16

2nd Period: 23 - 10

BRA - Brazil

No.	Name	Technical skills					
		Ass	ST	BS	R6	P6	TO
1	ROSSA Cristiano						
5	AMARAL Nailson						
6	OLIVEIRA Bruno						
7	CLAUDIO Thiago	2					
10	PIRES Gil						
11	BARCELLOS Thiago						
14	MACHADO Marcelo						
17	WIRTZBIKI Pedro						
22	VIEIRA Diogo	1		1			
23	ESTEVEZ Wellington	1					
Team							2
Totals		4		1			2

URU - Uruguay

No.	Name	Technical skills					
		Ass	ST	BS	R6	P6	TO
3	ADLER BONIFACINO Felipe						
5	OHOLEGUY GRUB Matias			1			
7	RODRIGUEZ MAYADO Santiago	2					
8	BERNAL ALGARE Rodrigo						
10	SEQUEIRA SARAVIA Martin Francisco						
13	PORRO DALERA Juan Jose						
16	GONZALEZ ALLOZA Felipe						
17	SEQUEIRA SARAVIA Fernando Ariel						
36	ROSTAGNO RIOS Cristhian David						
44	SAGASTI TRIAS Sebastian						
Team							8
Totals		2		1			8

Running Score

BRA - URU

1st Period

PIRES G.	2	: 0
OLIVEIRA B.	4	: 0
CLAUDIO T.	4	: 2
CLAUDIO T.	6	: 2
CLAUDIO T.	6	: 4
OLIVEIRA B.	7	: 4
OLIVEIRA B.	9	: 4
ESTEVEZ W.	9	: 6
ESTEVEZ W.	11	: 6
ESTEVEZ W.	11	: 8
ESTEVEZ W.	11	: 10
ESTEVEZ W.	11	: 12
ESTEVEZ W.	13	: 12
PIRES G.	15	: 12
PIRES G.	17	: 12
PIRES G.	19	: 12
PIRES G.	21	: 12
PIRES G.	21	: 14
AMARAL N.	23	: 14
AMARAL N.	23	: 16
AMARAL N.	25	: 16

2nd Period

AMARAL N.	2	: 0
AMARAL N.	2	: 2
OLIVEIRA B.	4	: 2
PIRES G.	4	: 2
PIRES G.	6	: 2
PIRES G.	6	: 4
AMARAL N.	8	: 4
AMARAL N.	8	: 4
ESTEVEZ W.	10	: 4
CLAUDIO T.	12	: 4
PIRES G.	14	: 4
PIRES G.	14	: 6
SEQUEIRA SARAVIA M.	14	: 6
OLIVEIRA B.	16	: 6
OLIVEIRA B.	16	: 8
ROSTAGNO RIOS C.	16	: 8
AMARAL N.	18	: 8
AMARAL N.	18	: 10
RODRIGUEZ MAYADO S.	18	: 10
PIRES G.	20	: 10
PIRES G.	21	: 10
OLIVEIRA B.	23	: 10

LEGEND							
1-Pt	1-Point-Shots	1-Pt Spin	1-Point-Spinshots	—	Struck out Players did not play	%	Efficiency
Ass	Assists	BS	Blocked Shots	DQ	Disqualifications	GK	Goalkeeper
Ind	Individual	No	Shirt Number	P6	Penalty Fouls	P6m	6m Penalty Shots
R6	Received 6m-Fouls	RC	Red Cards	Spec	Specialist	ST	Steals
SUS	Suspension	Spin	Spinshots	TO	Turnover		

Timing and Results provided by TISSOT



Match No.: 8 Court 2

Results

Qatar 2 vs 0 Australia

REFEREES:

1st Period: 17 - 15

2nd Period: 17 - 16

QAT - Qatar

Headcoach: ALY KHALED

Team time outs: 2

No.	Name	Total				Goals / Shots							Punishments					
		Points	Goals	Shots	%	1-Pt All	1-Pt Spin	Spin	Inflight	Specialist	Goalkeeper	P6m	SUS	RC	DQ			
3	MORGAN AHMED	3	2	3	67	1 / 1	1 / 1	0 / 1	1 / 1							1		
4	DENGUIR AMIR	10	5	5	100			2 / 2	1 / 1	2 / 2								
7	HAMDOON HADI		0	1	0				0 / 1									
8	HASSAN MOHAMED	10	5	8	63					4 / 7		1 / 1						
12	YAFAI MOHSIN	2	1	1	100						1 / 1							
16	MAHFOUZ MOHAB																	
17	MOHAMED MUTASEM																	
17	MOHAMED MUTASEM																	
24	KENAOUI SID																	
90	KAKHI HANI	5	3	7	43	1 / 1		2 / 2	0 / 4									
92	ZOUAOUI ANIS	4	2	2	100			1 / 1				1 / 1						
Totals		34	18	27	67	2 / 2	1 / 1	5 / 6	2 / 7	6 / 9	1 / 1	2 / 2	1					

No.	Goalkeeper	Total			Saves / Shots						
		Saves	Shots	%	1-Pt All	1-Pt Spin	Spin	Inflight	Specialist	Goalkeeper	P6m
12	YAFAI MOHSIN	4	20	20	0 / 1	0 / 1	3 / 10	0 / 2	0 / 6		1 / 1
16	MAHFOUZ MOHAB										
Totals		4	20	20	0 / 1	0 / 1	3 / 10	0 / 2	0 / 6		1 / 1

AUS - Australia

Headcoach: WEISS Patrik

No.	Name	Total				Goals / Shots							Punishments					
		Points	Goals	Shots	%	1-Pt All	1-Pt Spin	Spin	Inflight	Specialist	Goalkeeper	P6m	SUS	RC	DQ			
2	CAMPBELL Matthew	6	3	4	75			3 / 4										
3	MOTTIN Christopher	6	3	5	60			3 / 5										
4	NICHOLSON Scott	2	1	1	100			1 / 1										
6	ROBSON Jonathan																	
7	STOCK Johnathon																	
8	GALLAUGHER Nicholas	5	3	6	50	1 / 1	1 / 1	0 / 1	2 / 3	0 / 1								
10	BLAISE Stephane	10	5	8	63					5 / 6		0 / 2						
13	TURECEK Lucas	2	1	4	25					1 / 4								
16	BRENNAN James																	
29	FOGERTY Daniel																	1
Totals		31	16	28	57	1 / 1	1 / 1	7 / 11	2 / 3	6 / 11		0 / 2	1					

No.	Goalkeeper	Total			Saves / Shots						
		Saves	Shots	%	1-Pt All	1-Pt Spin	Spin	Inflight	Specialist	Goalkeeper	P6m
16	BRENNAN James	3	21	14	0 / 2	0 / 1	0 / 5	1 / 3	2 / 8	0 / 1	0 / 2
Totals		3	21	14	0 / 2	0 / 1	0 / 5	1 / 3	2 / 8	0 / 1	0 / 2

Team Comparison

	1st Period				2nd Period			
	Qatar		Australia		Qatar		Australia	
	Goals/Shots	Eff %	Goals/Shots	Eff %	Goals/Shots	Eff %	Goals/Shots	Eff %
Inflight	2 / 5	40	1 / 1	100	0 / 2	0	1 / 2	50
Spin Shots	1 / 1	100	3 / 6	50	4 / 5	80	4 / 5	80
Specialist Shots	4 / 6	67	3 / 4	75	2 / 3	67	3 / 7	43
1-Point Shots	1 / 1	100	1 / 1	100	1 / 1	100		
Goalkeeper Shots	1 / 1	100						
6-meter Shots			0 / 1	0	2 / 2	100	0 / 1	0
1-Point Spin Shots			1 / 1	100	1 / 1	100		

Timing and Results provided by  TISSOT



Match No.: 8 Court 2

Results

Qatar 2 vs 0 Australia

REFEREES:

1st Period: 17 - 15

2nd Period: 17 - 16

QAT - Qatar

No.	Name	Technical skills					
		Ass	ST	BS	R6	P6	TO
3	MORGAN AHMED		1	1			
4	DENGUIR AMIR						
7	HAMDOON HADI						1
8	HASSAN MOHAMED	2		1			
12	YAFAI MOHSIN						
16	MAHFOUZ MOHAB						
17	MOHAMED MUTASEM						
17	MOHAMED MUTASEM						
24	KENAOUI SID			4			
90	KAKHI HANI				1		
92	ZOUAOUI ANIS	1			1		
Team							2
Totals		3	1	6	2		3

Running Score

QAT - AUS

1st Period

YAFAI M.	2 : 0	
	2 : 2	NICHOLSON S.
HASSAN M.	4 : 2	
	4 : 4	MOTTIN C.
HASSAN M.	6 : 4	
	6 : 5	GALLAUGHER N.
	6 : 7	TURECEK L.
MORGAN A.	8 : 7	
ZOUAOUI A.	10 : 7	
	10 : 9	BLAISE S.
HASSAN M.	12 : 9	
	12 : 11	GALLAUGHER N.
DENGUIR A.	14 : 11	
	14 : 13	MOTTIN C.
HASSAN M.	16 : 13	
KAKHI H.	17 : 13	
	17 : 15	BLAISE S.

2nd Period

	0 : 2	GALLAUGHER N.
KAKHI H.	2 : 2	
	2 : 4	CAMPBELL M.
DENGUIR A.	4 : 4	
	4 : 6	CAMPBELL M.
DENGUIR A.	6 : 6	
	6 : 8	MOTTIN C.
ZOUAOUI A.	8 : 8	
	8 : 10	BLAISE S.
DENGUIR A.	10 : 10	
	10 : 12	CAMPBELL M.
MORGAN A.	11 : 12	
DENGUIR A.	13 : 12	
	13 : 14	BLAISE S.
HASSAN M.	15 : 14	
KAKHI H.	17 : 14	
	17 : 16	BLAISE S.

AUS - Australia

No.	Name	Technical skills					
		Ass	ST	BS	R6	P6	TO
2	CAMPBELL Matthew						
3	MOTTIN Christopher	1			2		
4	NICHOLSON Scott						
6	ROBSON Jonathan						
7	STOCK Johnathon						
8	GALLAUGHER Nicholas						
10	BLAISE Stephane						
13	TURECEK Lucas						
16	BRENNAN James						
29	FOGERTY Daniel						
Team							4
Totals		1			2		4

LEGEND

1-Pt	1-Point-Shots	1-Pt Spin	1-Point-Spinshots	—	Struck out Players did not play	%	Efficiency
Ass	Assists	BS	Blocked Shots	DQ	Disqualifications	GK	Goalkeeper
Ind	Individual	No	Shirt Number	P6	Penalty Fouls	P6m	6m Penalty Shots
R6	Received 6m-Fouls	RC	Red Cards	Spec	Specialist	ST	Steals
SUS	Suspension	Spin	Spinshots	TO	Turnover		

Timing and Results provided by TISSOT



Match No.: 9 Court 1

Results

Australia 0 vs 2 Brazil

REFEREES:

1st Period: 18 - 23
2nd Period: 16 - 23

AUS - Australia

Headcoach: WEISS Patrik

No.	Name	Total				Goals / Shots						Punishments			
		Points	Goals	Shots	%	1-Pt All	1-Pt Spin	Spin	Inflight	Specialist	Goalkeeper	P6m	SUS	RC	DQ
2	CAMPBELL Matthew		0	2	0			0 / 1	0 / 1						
3	MOTTIN Christopher	4	2	5	40			2 / 4		0 / 1					
4	NICHOLSON Scott	8	4	4	100			2 / 2	2 / 2						
6	ROBSON Jonathan														
7	STOCK Johnathon														
8	GALLAUGHER Nicholas	8	4	8	50			1 / 2	3 / 6						
10	BLAISE Stephane	4	2	4	50					2 / 4					
13	TURECEK Lucas	10	5	7	71			1 / 1		3 / 5		1 / 1			
16	BRENNAN James														
29	FOGERTY Daniel														
Totals		34	17	30	57			6 / 10	5 / 9	5 / 10		1 / 1			

No.	Goalkeeper	Total			Saves / Shots						
		Saves	Shots	%	1-Pt All	1-Pt Spin	Spin	Inflight	Specialist	Goalkeeper	P6m
16	BRENNAN James	5	29	17	0 / 2		1 / 9	4 / 13	0 / 3		0 / 2
Totals		5	29	17	0 / 2		1 / 9	4 / 13	0 / 3		0 / 2

BRA - Brazil

Headcoach: GUERRA Antonio

No.	Name	Total				Goals / Shots						Punishments			
		Points	Goals	Shots	%	1-Pt All	1-Pt Spin	Spin	Inflight	Specialist	Goalkeeper	P6m	SUS	RC	DQ
1	ROSSA Cristiano		0	1	0	0 / 1									
5	AMARAL Nailson	8	4	6	67			3 / 4	0 / 1			1 / 1			
6	OLIVEIRA Bruno	10	5	6	83			1 / 1	1 / 2	3 / 3					
7	CLAUDIO Thiago	8	4	10	40			2 / 5	1 / 4			1 / 1			
10	PIRES Gil	17	9	9	100	1 / 1		2 / 2	6 / 6						
11	BARCELLOS Thiago														
14	MACHADO Marcelo												1		
17	WIRTZBIKI Pedro														
22	VIEIRA Diogo														
23	ESTEVEVES Wellington	3	2	2	100	1 / 1			1 / 1						
Totals		46	24	34	71	2 / 3		8 / 12	9 / 14	3 / 3		2 / 2	1		

No.	Goalkeeper	Total			Saves / Shots						
		Saves	Shots	%	1-Pt All	1-Pt Spin	Spin	Inflight	Specialist	Goalkeeper	P6m
1	ROSSA Cristiano	9	26	35			3 / 9	3 / 8	3 / 8		0 / 1
Totals		10	27	37			3 / 9	3 / 8	4 / 9		0 / 1

Team Comparison

	1st Period				2nd Period			
	Australia		Brazil		Australia		Brazil	
	Goals/Shots	Eff %	Goals/Shots	Eff %	Goals/Shots	Eff %	Goals/Shots	Eff %
Inflight	4 / 5	80	5 / 7	71	1 / 4	25	4 / 7	57
Spin Shots	4 / 4	100	5 / 6	83	2 / 6	33	3 / 6	50
Specialist Shots	1 / 5	20			4 / 5	80	3 / 3	100
1-Point Shots			1 / 2	50			1 / 1	100
Goalkeeper Shots								
6-meter Shots			1 / 1	100	1 / 1	100	1 / 1	100
1-Point Spin Shots								

Timing and Results provided by  TISSOT



Match No.: 9 Court 1

Results

Australia 0 vs 2 Brazil

REFEREES:

1st Period: 18 - 23

2nd Period: 16 - 23

AUS - Australia

No.	Name	Technical skills					TO
		Ass	ST	BS	R6	P6	
2	CAMPBELL Matthew						
3	MOTTIN Christopher				1		1
4	NICHOLSON Scott						1
6	ROBSON Jonathan						1
7	STOCK Johnathon					1	
8	GALLAUGHER Nicholas						
10	BLAISE Stephane						1
13	TURECEK Lucas						1
16	BRENNAN James						
29	FOGERTY Daniel						
Team							
Totals					1	1	5

BRA - Brazil

No.	Name	Technical skills					TO
		Ass	ST	BS	R6	P6	
1	ROSSA Cristiano						
5	AMARAL Nailson						
6	OLIVEIRA Bruno						
7	CLAUDIO Thiago	1		1			
10	PIRES Gil	1					
11	BARCELLOS Thiago					1	
14	MACHADO Marcelo				1		
17	WIRTZBIKI Pedro						
22	VIEIRA Diogo	1					
23	ESTEVEVES Wellington	1					1
Team							3
Totals		4		1	1	1	4

Running Score

AUS - BRA

1st Period

0 : 2	CLAUDIO T.
0 : 4	CLAUDIO T.
2 : 4	TURECEK L.
4 : 4	NICHOLSON S.
4 : 6	PIRES G.
6 : 6	BLAISE S.
8 : 6	GALLAUGHER N.
8 : 8	PIRES G.
8 : 9	PIRES G.
10 : 9	GALLAUGHER N.
10 : 11	OLIVEIRA B.
10 : 13	CLAUDIO T.
12 : 13	MOTTIN C.
12 : 15	CLAUDIO T.
12 : 17	PIRES G.
14 : 17	MOTTIN C.
14 : 19	PIRES G.
14 : 21	OLIVEIRA B.
16 : 21	NICHOLSON S.
18 : 21	GALLAUGHER N.
18 : 23	AMARAL N.

2nd Period

0 : 2	OLIVEIRA B.
0 : 4	PIRES G.
2 : 4	TURECEK L.
2 : 6	PIRES G.
4 : 6	GALLAUGHER N.
4 : 7	ESTEVEVES W.
4 : 9	AMARAL N.
6 : 9	NICHOLSON S.
6 : 11	OLIVEIRA B.
6 : 13	ESTEVEVES W.
8 : 13	BLAISE S.
8 : 15	PIRES G.
8 : 17	AMARAL N.
10 : 17	TURECEK L.
10 : 19	OLIVEIRA B.
10 : 21	AMARAL N.
12 : 21	NICHOLSON S.
12 : 23	PIRES G.
14 : 23	TURECEK L.
16 : 23	TURECEK L.

LEGEND							
1-Pt	1-Point-Shots	1-Pt Spin	1-Point-Spinshots	—	Struck out Players did not play	%	Efficiency
Ass	Assists	BS	Blocked Shots	DQ	Disqualifications	GK	Goalkeeper
Ind	Individual	No	Shirt Number	P6	Penalty Fouls	P6m	6m Penalty Shots
R6	Received 6m-Fouls	RC	Red Cards	Spec	Specialist	ST	Steals
SUS	Suspension	Spin	Spinshots	TO	Turnover		

Timing and Results provided by TISSOT



Match No.: 10 Court 2

Results

Uruguay 0 vs 2 Qatar

REFEREES:

1st Period: 7 - 30
2nd Period: 18 - 22

URU - Uruguay

Headcoach: BALLETO MARTINEZ Gaston Pedro

Team time outs: 1

No.	Name	Total				Goals / Shots							Punishments			
		Points	Goals	Shots	%	1-Pt All	1-Pt Spin	Spin	Inflight	Specialist	Goalkeeper	P6m	SUS	RC	DQ	
3	ADLER BONIFACINO Felipe		0	1	0				0 / 1							
5	OHOLEGUY GRUB Matias															
7	RODRIGUEZ MAYADO Santiago	10	6	10	60	2 / 2	1 / 1	3 / 6				1 / 2				
8	BERNAL ALGARE Rodrigo		0	4	0	0 / 1		0 / 1	0 / 2				1			
10	SEQUEIRA SARAVIA Martin Francisco		0	3	0			0 / 3					1			
13	PORRO DALERA Juan Jose	6	3	4	75					3 / 4			1			
16	GONZALEZ ALLOZA Felipe	2	1	3	33					1 / 3						
17	SEQUEIRA SARAVIA Fernando Ariel	4	2	2	100					2 / 2						
36	ROSTAGNO RIOS Cristhian David	1	1	4	25	1 / 1		0 / 2	0 / 1							
44	SAGASTI TRIAS Sebastian	2	1	2	50					1 / 2						
Totals		25	14	33	42	3 / 4	1 / 1	3 / 12	0 / 4	7 / 11		1 / 2	3			

No.	Goalkeeper	Total			Saves / Shots						
		Saves	Shots	%	1-Pt All	1-Pt Spin	Spin	Inflight	Specialist	Goalkeeper	P6m
17	SEQUEIRA SARAVIA Fernando Ariel	4	23	17			0 / 3	4 / 15	0 / 4		0 / 1
44	SAGASTI TRIAS Sebastian	0	8	0	0 / 2	0 / 2	0 / 3	0 / 3			
Totals		4	31	13	0 / 2	0 / 2	0 / 6	4 / 18	0 / 4		0 / 1

QAT - Qatar

Headcoach: ALY KHALED

Team time outs: 1

No.	Name	Total				Goals / Shots							Punishments			
		Points	Goals	Shots	%	1-Pt All	1-Pt Spin	Spin	Inflight	Specialist	Goalkeeper	P6m	SUS	RC	DQ	
3	MORGAN AHMED															
4	DENGUIR AMIR	2	1	2	50				1 / 2							
7	HAMDOON HADI	4	2	3	67				0 / 1	2 / 2						
8	HASSAN MOHAMED	7	4	7	57	1 / 1	1 / 1		1 / 1	2 / 5						
12	YAFAI MOHSIN		0	1	0						0 / 1					
16	MAHFOUZ MOHAB															
17	MOHAMED MUTASEM	6	3	4	75				2 / 3			1 / 1				
24	KENAOUI SID												1			
90	KAKHI HANI	10	5	5	100				5 / 5							
92	ZOUAOUI ANIS	23	12	14	86	1 / 1	1 / 1	6 / 6	5 / 7							
Totals		52	27	36	75	2 / 2	2 / 2	6 / 6	14 / 19	4 / 7	0 / 1	1 / 1	1			

No.	Goalkeeper	Total			Saves / Shots						
		Saves	Shots	%	1-Pt All	1-Pt Spin	Spin	Inflight	Specialist	Goalkeeper	P6m
16	MAHFOUZ MOHAB	13	27	48	0 / 3	0 / 1	8 / 11	3 / 3	1 / 8		1 / 2
Totals		13	27	48	0 / 3	0 / 1	8 / 11	3 / 3	1 / 8		1 / 2

Team Comparison

	1st Period				2nd Period			
	Uruguay		Qatar		Uruguay		Qatar	
	Goals/Shots	Eff %	Goals/Shots	Eff %	Goals/Shots	Eff %	Goals/Shots	Eff %
Inflight	0 / 2	0	7 / 8	88	0 / 2	0	7 / 11	64
Spin Shots	0 / 5	0	4 / 4	100	3 / 7	43	2 / 2	100
Specialist Shots	3 / 7	43	2 / 2	100	4 / 4	100	2 / 5	40
1-Point Shots	1 / 1	100	2 / 2	100	2 / 3	67		
Goalkeeper Shots							0 / 1	0
6-meter Shots			1 / 1	100	1 / 2	50		
1-Point Spin Shots			2 / 2	100	1 / 1	100		

Timing and Results provided by  TISSOT



Match No.: 10 Court 2

Results

Uruguay 0 vs 2 Qatar

REFEREES:

1st Period: 7 - 30

2nd Period: 18 - 22

URU - Uruguay

No.	Name	Technical skills					
		Ass	ST	BS	R6	P6	TO
3	ADLER BONIFACINO Felipe						
5	OHOLEGUY GRUB Matias			1			
7	RODRIGUEZ MAYADO Santiago	1			1		
8	BERNAL ALGARE Rodrigo						
10	SEQUEIRA SARAVIA Martin Francisco					1	
13	PORRO DALERA Juan Jose						
16	GONZALEZ ALLOZA Felipe						
17	SEQUEIRA SARAVIA Fernando Ariel						
36	ROSTAGNO RIOS Cristhian David						1
44	SAGASTI TRIAS Sebastian						
Team							2
Totals		1		1	1	1	3

QAT - Qatar

No.	Name	Technical skills					
		Ass	ST	BS	R6	P6	TO
3	MORGAN AHMED						
4	DENGUIR AMIR						
7	HAMDOON HADI			1			
8	HASSAN MOHAMED						
12	YAFAI MOHSIN						
16	MAHFOUZ MOHAB		1				
17	MOHAMED MUTASEM						
24	KENAOUI SID			1		2	
90	KAKHI HANI	5	1				
92	ZOUAOUI ANIS	6					1
Team							
Totals		11	2	2		2	1

Running Score

URU - QAT

1st Period

0 : 2	ZOUAOUI A.
0 : 4	ZOUAOUI A.
0 : 5	ZOUAOUI A.
0 : 7	KAKHI H.
1 : 7	ROSTAGNO RIOS C.
1 : 9	HASSAN M.
1 : 10	HASSAN M.
1 : 12	ZOUAOUI A.
1 : 14	ZOUAOUI A.
3 : 14	PORRO DALERA J.
3 : 16	ZOUAOUI A.
3 : 18	HAMDOON H.
3 : 20	MOHAMED M.
5 : 20	SAGASTI TRIAS S.
5 : 22	HAMDOON H.
5 : 24	ZOUAOUI A.
7 : 24	PORRO DALERA J.
7 : 26	MOHAMED M.
7 : 28	MOHAMED M.
7 : 30	KAKHI H.

2nd Period

2 : 0	PORRO DALERA J.
2 : 2	ZOUAOUI A.
4 : 2	RODRIGUEZ MAYADO S.
4 : 4	KAKHI H.
4 : 6	KAKHI H.
5 : 6	RODRIGUEZ MAYADO S.
5 : 8	ZOUAOUI A.
7 : 8	RODRIGUEZ MAYADO S.
7 : 10	DENGUIR A.
7 : 12	ZOUAOUI A.
7 : 14	KAKHI H.
9 : 14	RODRIGUEZ MAYADO S.
9 : 16	HASSAN M.
11 : 16	SEQUEIRA SARAVIA F.
11 : 18	ZOUAOUI A.
13 : 18	RODRIGUEZ MAYADO S.
13 : 20	HASSAN M.
14 : 20	RODRIGUEZ MAYADO S.
14 : 22	ZOUAOUI A.
16 : 22	GONZALEZ ALLOZA F.
18 : 22	SEQUEIRA SARAVIA F.

LEGEND

1-Pt	1-Point-Shots	1-Pt Spin	1-Point-Spinshots	—	Struck out Players did not play	%	Efficiency
Ass	Assists	BS	Blocked Shots	DQ	Disqualifications	GK	Goalkeeper
Ind	Individual	No	Shirt Number	P6	Penalty Fouls	P6m	6m Penalty Shots
R6	Received 6m-Fouls	RC	Red Cards	Spec	Specialist	ST	Steals
SUS	Suspension	Spin	Spinshots	TO	Turnover		

Timing and Results provided by TISSOT



Match No.: 11 Court 1

Results

Brazil 1 vs 2 Qatar

REFEREES:

Mertinian Michail (GRE)
Syrepisios Evangelos (GRE)

1st Period: 23 - 22

2nd Period: 16 - 17

Shootout: 6 - 9

BRA - Brazil

Headcoach: GUERRA Antonio

Team time outs: 1

No.	Name	Total				Goals / Shots						Punishments			
		Points	Goals	Shots	%	1-Pt All	1-Pt Spin	Spin	Inflight	Specialist	Goalkeeper	P6m	SUS	RC	DQ
1	ROSSA Cristiano														
5	AMARAL Nailson	13	7	8	88	1 / 1		2 / 2	3 / 4			1 / 1			
6	OLIVEIRA Bruno	14	7	10	70			7 / 10							
7	CLAUDIO Thiago	8	4	7	57			2 / 3	2 / 4						
10	PIRES Gil	4	2	6	33			1 / 4	1 / 1			0 / 1			
11	BARCELLOS Thiago														
14	MACHADO Marcelo														
17	WIRTZBIKI Pedro														
22	VIEIRA Diogo												1	1	
23	ESTEVEZ Wellington	6	3	5	60			1 / 2	2 / 3				1		
Totals		45	23	36	64	1 / 1		13 / 21	8 / 12			1 / 2	2	1	

No.	Goalkeeper	Total			Saves / Shots						
		Saves	Shots	%	1-Pt All	1-Pt Spin	Spin	Inflight	Specialist	Goalkeeper	P6m
1	ROSSA Cristiano	5	19	26	1 / 2		0 / 5	2 / 5	2 / 4		0 / 3
6	OLIVEIRA Bruno										
10	PIRES Gil										
14	MACHADO Marcelo	0	1	0			0 / 1				
17	WIRTZBIKI Pedro	2	11	18	0 / 1		1 / 6	1 / 3	0 / 1		
Totals		7	32	22	1 / 3		1 / 12	3 / 8	2 / 6		0 / 3

QAT - Qatar

Headcoach: ALY Khaled

Team time outs: 2

No.	Name	Total				Goals / Shots						Punishments			
		Points	Goals	Shots	%	1-Pt All	1-Pt Spin	Spin	Inflight	Specialist	Goalkeeper	P6m	SUS	RC	DQ
3	MORGAN AHMED	2	1	1	100			1 / 1							
4	DENGUIR AMIR	14	7	9	78			4 / 4	1 / 3			2 / 2	1		
7	HAMDOON HADI	1	1	1	100	1 / 1									
8	HASSAN MOHAMED	12	6	9	67			2 / 2		4 / 7					
12	YAFAI MOHSIN														
16	MAHFOUZ MOHAB														
17	MOHAMED MUTASEM														
24	KENAOUI SID														
90	KAKHI HANI	4	2	7	29	0 / 1		0 / 1	2 / 5				1		
92	ZOUAOUI ANIS	15	8	11	73	1 / 2		4 / 6	2 / 2			1 / 1	1		
Totals		48	25	38	66	2 / 4		11 / 14	5 / 10	4 / 7		3 / 3	3		

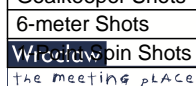
No.	Goalkeeper	Total			Saves / Shots						
		Saves	Shots	%	1-Pt All	1-Pt Spin	Spin	Inflight	Specialist	Goalkeeper	P6m
8	HASSAN MOHAMED	1	2	50			1 / 2				
12	YAFAI MOHSIN	0	2	0			0 / 2				
Totals		8	31	26	0 / 1		5 / 18	2 / 10			1 / 2

Team Comparison

	1st Period				2nd Period			
	Brazil		Qatar		Brazil		Qatar	
	Goals/Shots	Eff %	Goals/Shots	Eff %	Goals/Shots	Eff %	Goals/Shots	Eff %
Inflight	5 / 7	71	3 / 6	50	3 / 5	60	2 / 4	50
Spin Shots	5 / 8	63	3 / 4	75	5 / 8	63	4 / 6	67
Specialist Shots			3 / 4	75			1 / 3	33
1-Point Shots	1 / 1	100	0 / 2	0				
Goalkeeper Shots								
6-meter Shots	1 / 1	100	2 / 2	100	0 / 1	0	1 / 1	100

Report Created THU 27 JUL 2017 10:55

Timing and Results provided by **TISSOT**





Match No.: 11 Court 1

Results

Brazil 1 vs 2 Qatar

REFEREES:

Mertinian Michail (GRE)
Syrepisios Evangelos (GRE)

1st Period: 23 - 22

2nd Period: 16 - 17

Shootout: 6 - 9

BRA - Brazil

No.	Name	Technical skills					
		Ass	ST	BS	R6	P6	TO
1	ROSSA Cristiano						
5	AMARAL Nailson				2		
6	OLIVEIRA Bruno	9					
7	CLAUDIO Thiago						
10	PIRES Gil						
11	BARCELLOS Thiago						
14	MACHADO Marcelo						
17	WIRTZBIKI Pedro						
22	VIEIRA Diogo					1	
23	ESTEVEES Wellington						
Team							
Totals		9			2	1	

QAT - Qatar

No.	Name	Technical skills					
		Ass	ST	BS	R6	P6	TO
3	MORGAN AHMED						
4	DENGUIR AMIR						
7	HAMDOON HADI						
8	HASSAN MOHAMED	1					2
12	YAFAI MOHSIN						
16	MAHFOUZ MOHAB						
17	MOHAMED MUTASEM						
24	KENAOUI SID						
90	KAKHI HANI	1					
92	ZOUAOUI ANIS	1				1	
Team							
Totals		3				1	3

Running Score

BRA - QAT

1st Period	
OLIVEIRA B.	2 : 0
2 : 2	HASSAN M.
OLIVEIRA B.	4 : 2
4 : 4	KAKHI H.
4 : 6	ZOUAOUI A.
AMARAL N.	6 : 6
6 : 8	HASSAN M.
AMARAL N.	8 : 8
AMARAL N.	10 : 8
OLIVEIRA B.	12 : 8
12 : 10	HASSAN M.
12 : 12	KAKHI H.
ESTEVEES W.	14 : 12
14 : 14	ZOUAOUI A.
14 : 16	DENGUIR A.
14 : 18	DENGUIR A.
AMARAL N.	16 : 18
16 : 20	ZOUAOUI A.
PIRES G.	18 : 20
18 : 22	ZOUAOUI A.
AMARAL N.	20 : 22
PIRES G.	22 : 22
AMARAL N.	23 : 22

2nd Period	
0 : 2	HASSAN M.
ESTEVEES W.	2 : 2
ESTEVEES W.	4 : 2
OLIVEIRA B.	6 : 2
OLIVEIRA B.	8 : 2
8 : 4	ZOUAOUI A.
8 : 6	HASSAN M.
OLIVEIRA B.	10 : 6
10 : 8	DENGUIR A.
CLAUDIO T.	12 : 8
12 : 10	DENGUIR A.
CLAUDIO T.	14 : 10
14 : 12	ZOUAOUI A.
14 : 14	DENGUIR A.
14 : 16	DENGUIR A.
CLAUDIO T.	16 : 16
16 : 17	ZOUAOUI A.

Shootout	
0 : 2	ZOUAOUI A.
0 : 4	HASSAN M.
CLAUDIO T.	2 : 4
2 : 6	DENGUIR A.
2 : 7	HAMDOON H.
AMARAL N.	4 : 7
4 : 9	MORGAN A.
OLIVEIRA B.	6 : 9

LEGEND							
1-Pt	1-Point-Shots	1-Pt Spin	1-Point-Spinshots	—	Struck out Players did not play	%	Efficiency
Ass	Assists	BS	Blocked Shots	DQ	Disqualifications	GK	Goalkeeper
Ind	Individual	No	Shirt Number	P6	Penalty Fouls	P6m	6m Penalty Shots
R6	Received 6m-Fouls	RC	Red Cards	Spec	Specialist	ST	Steals
SUS	Suspension	Spin	Spinshots	TO	Turnover		

Timing and Results provided by TISSOT



Match No.: 12 Court 2

Results

Uruguay 0 vs 2 Australia

REFEREES:

Hani Shaker Majeed Hasan Shehab (BRN)
Hasan Shamsan Mohamed Shansam (BRN)

1st Period: 15 - 20
2nd Period: 10 - 18

URU - Uruguay

Headcoach: BALLETO MARTINEZ Gaston Pedro

No.	Name	Total				Goals / Shots							Punishments		
		Points	Goals	Shots	%	1-Pt All	1-Pt Spin	Spin	Inflight	Specialist	Goalkeeper	P6m	SUS	RC	DQ
3	ADLER BONIFACINO Felipe	4	2	2	100					2 / 2					
5	OHOLEGUY GRUB Matias														
7	RODRIGUEZ MAYADO Santiago	12	6	9	67			6 / 8				0 / 1			
8	BERNAL ALGARE Rodrigo	4	2	5	40				1 / 3			1 / 2			
10	SEQUEIRA SARA VIA Martin Francisco	2	1	5	20			1 / 5					1		
13	PORRO DALERA Juan Jose	2	1	2	50					1 / 2					
16	GONZALEZ ALLOZA Felipe														
17	SEQUEIRA SARA VIA Fernando Ariel		0	2	0			0 / 2							
36	ROSTAGNO RIOS Cristhian David	1	1	4	25	1 / 1	1 / 1	0 / 1	0 / 2						
44	SAGASTI TRIAS Sebastian														
Totals		25	13	29	45	1 / 1	1 / 1	7 / 16	1 / 5	3 / 4		1 / 3	1		

No.	Goalkeeper	Total			Saves / Shots							
		Saves	Shots	%	1-Pt All	1-Pt Spin	Spin	Inflight	Specialist	Goalkeeper	P6m	
16	GONZALEZ ALLOZA Felipe	3	15	20			2 / 8	1 / 6				0 / 1
17	SEQUEIRA SARA VIA Fernando Ariel	3	10	30			0 / 4	1 / 4	1 / 1			1 / 1
Totals		6	25	24			2 / 12	2 / 10	1 / 1			1 / 2

AUS - Australia

Headcoach: WEISS Patrik


Team time outs: 1

No.	Name	Total				Goals / Shots							Punishments		
		Points	Goals	Shots	%	1-Pt All	1-Pt Spin	Spin	Inflight	Specialist	Goalkeeper	P6m	SUS	RC	DQ
2	CAMPBELL Matthew	10	5	6	83			4 / 4	1 / 2						
3	MOTTIN Christopher	4	2	2	100			2 / 2							
4	NICHOLSON Scott	6	3	3	100				3 / 3						
6	ROBSON Jonathan	2	1	1	100			1 / 1							
7	STOCK Johnathon														
8	GALLAUGHER Nicholas	14	7	10	70			3 / 5	4 / 5						
10	BLAISE Stephane		0	2	0					0 / 2					
13	TURECEK Lucas	2	1	3	33					0 / 1		1 / 2			
16	BRENNAN James														
29	FOGERTY Daniel												1		
Totals		38	19	27	70			10 / 12	8 / 10	0 / 3		1 / 2	1		

No.	Goalkeeper	Total			Saves / Shots							
		Saves	Shots	%	1-Pt All	1-Pt Spin	Spin	Inflight	Specialist	Goalkeeper	P6m	
16	BRENNAN James	8	21	38	0 / 1	0 / 1	4 / 11	2 / 3	0 / 3			2 / 3
Totals		8	21	38	0 / 1	0 / 1	4 / 11	2 / 3	0 / 3			2 / 3

Team Comparison

	1st Period				2nd Period			
	Uruguay		Australia		Uruguay		Australia	
	Goals/Shots	Eff %	Goals/Shots	Eff %	Goals/Shots	Eff %	Goals/Shots	Eff %
Inflight	1 / 4	25	5 / 6	83	0 / 1	0	3 / 4	75
Spin Shots	5 / 9	56	5 / 7	71	2 / 7	29	5 / 5	100
Specialist Shots	1 / 2	50	0 / 1	0	2 / 2	100	0 / 2	0
1-Point Shots	1 / 1	100						
Goalkeeper Shots								
6-meter Shots					1 / 3	33	1 / 2	50
1-Point Spin Shots	1 / 1	100						

Timing and Results provided by  TISSOT



Match No.: 12 Court 2

Results

Uruguay 0 vs 2 Australia

REFEREES:

Hani Shaker Majeed Hasan Shehab (BRN)
Hasan Shamsan Mohamed Shansam (BRN)

1st Period: 15 - 20

2nd Period: 10 - 18

URU - Uruguay

No.	Name	Technical skills					
		Ass	ST	BS	R6	P6	TO
3	ADLER BONIFACINO Felipe						
5	OHOLEGUY GRUB Matias						
7	RODRIGUEZ MAYADO Santiago	3					1
8	BERNAL ALGARE Rodrigo						2
10	SEQUEIRA SARAVIA Martin Francisco					1	1
13	PORRO DALERA Juan Jose						
16	GONZALEZ ALLOZA Felipe	3					
17	SEQUEIRA SARAVIA Fernando Ariel						1
36	ROSTAGNO RIOS Cristhian David					1	
44	SAGASTI TRIAS Sebastian						
Team							
Totals		6				2	5

AUS - Australia

No.	Name	Technical skills					
		Ass	ST	BS	R6	P6	TO
2	CAMPBELL Matthew	2			1		1
3	MOTTIN Christopher	1					1
4	NICHOLSON Scott						
6	ROBSON Jonathan					1	
7	STOCK Johnathon		1				
8	GALLAUGHER Nicholas	1					3
10	BLAISE Stephane						
13	TURECEK Lucas						
16	BRENNAN James						
29	FOGERTY Daniel		1				1
Team							1
Totals		4	2		1	2	6

Running Score

URU - AUS

1st Period

RODRIGUEZ MAYADO S.	2 : 0	
	2 : 2	GALLAUGHER N.
ROSTAGNO RIOS C.	3 : 2	
	3 : 4	GALLAUGHER N.
	3 : 6	GALLAUGHER N.
	3 : 8	GALLAUGHER N.
RODRIGUEZ MAYADO S.	5 : 8	
	5 : 10	MOTTIN C.
PORRO DALERA J.	7 : 10	
	7 : 12	NICHOLSON S.
RODRIGUEZ MAYADO S.	9 : 12	
	9 : 14	NICHOLSON S.
BERNAL ALGARE R.	11 : 14	
RODRIGUEZ MAYADO S.	13 : 14	
	13 : 16	GALLAUGHER N.
RODRIGUEZ MAYADO S.	15 : 16	
	15 : 18	CAMPBELL M.
	15 : 20	NICHOLSON S.

2nd Period

RODRIGUEZ MAYADO S.	2 : 0	
	2 : 2	CAMPBELL M.
ADLER BONIFACINO F.	4 : 2	
	4 : 4	CAMPBELL M.
BERNAL ALGARE R.	6 : 4	
	6 : 6	GALLAUGHER N.
	6 : 8	CAMPBELL M.
ADLER BONIFACINO F.	8 : 8	
	8 : 10	GALLAUGHER N.
SEQUEIRA SARAVIA M.	10 : 10	
	10 : 12	MOTTIN C.
	10 : 14	CAMPBELL M.
	10 : 16	TURECEK L.
	10 : 18	ROBSON J.

LEGEND

1-Pt	1-Point-Shots	1-Pt Spin	1-Point-Spinshots	—	Struck out Players did not play	%	Efficiency
Ass	Assists	BS	Blocked Shots	DQ	Disqualifications	GK	Goalkeeper
Ind	Individual	No	Shirt Number	P6	Penalty Fouls	P6m	6m Penalty Shots
R6	Received 6m-Fouls	RC	Red Cards	Spec	Specialist	ST	Steals
SUS	Suspension	Spin	Spinshots	TO	Turnover		

Timing and Results provided by TISSOT

RESULTS BOOK



Beach Handball Women's



THE WORLD GAMES
WROCLAW 2017

T+TISSOT
SWISS WATCHES SINCE 1853



Team Roster

As of WED 26 JUL 2017

ARG - Argentina

No.	Name	Height m / ft in	Date of Birth	Age
2	MIROTTA AGUSTINA		10 AUG 1995	21
6	ELIGES IVANA		14 OCT 1983	33
9	IBARRA FLORENCIA		26 APR 1983	34
10	BARROS ROCIO		4 FEB 1988	29
12	BERICIO FLORENCIA		21 SEP 1989	27
13	MECCIA CELESTE		26 MAY 1986	31
15	AGUZZI DANIELA		15 AUG 1986	30
16	ROSSI CAROLINA		7 APR 1989	28
20	SCORDAMAGLIA LUCIANA		17 JUL 1994	23
24	CARDENAS RAYEN		21 SEP 1996	20
Team average				27.6

Head Coach COMPARONE Salvador
Physiotherapist BRUNO Santiago
Team Official BRUNO Santiago, Natalia Pardo



Team Roster

As of WED 26 JUL 2017

AUS - Australia

No.	Name	Height m / ft in	Date of Birth	Age
2	BIEHLER Birte		30 JUN 1986	31
6	DOS SANTOS Daniela		16 MAR 1978	39
7	MEDJED Ana		19 MAR 1996	21
9	CHARLES Melanie		17 APR 1980	37
11	VIANA Aline		16 JUL 1985	32
12	PLAYER LAura			
13	VERNAY Manon		7 JAN 1989	28
14	MCAFEE Madeleine		5 FEB 1993	24
15	SMILJANIC Vanja		27 JAN 1990	27
16	BOYD Rosalie		21 OCT 1987	29
22	COOPER Heather		9 MAY 1995	22
Team average				29.0

Head Coach MENSING Boris
Physiotherapist VERNAY Romain
Team Official PETERSEN Rikke



Team Roster

As of WED 26 JUL 2017

BRA - Brazil

No.	Name	Height m / ft in	Date of Birth	Age
2	SENA Nathalie		13 AUG 1984	32
3	SOUZA Camila		13 SEP 1988	28
4	ALENCAR Millena		10 JUN 1989	28
5	SCHEPPA Patricia		27 FEB 1988	29
6	SANTIAGO Renata		3 NOV 1985	31
7	FRAZÃO Ingrid		16 JUL 1992	25
8	OLIVEIRA Juliana		18 FEB 1989	28
9	PIRES Cinthya		25 JUN 1985	32
10	BRAZ Carolina			
14	BARROS Jessica		28 AUG 1993	23
Team average				28.4

Physiotherapist PINHEIRO Scheila



Team Roster

As of WED 26 JUL 2017

ESP - Spain

No.	Name	Height m / ft in	Date of Birth	Age
1	LLADRÓ FERNANDEZ Silvia		19 NOV 1985	31
3	BATISTA PORTERO Asunción		26 SEP 1993	23
5	CONEJERO GALÁN Patricia		14 OCT 1991	25
6	CAÑO DOMINGUEZ Raquel		17 JAN 1984	33
7	HENÁNDEZ TORRICO Sara		19 JAN 1998	19
12	SOLANO CABALLERO Sonora Lucia		19 NOV 1985	31
13	SÁNCHEZ BARRIOS Andrea		17 APR 1991	26
15	GARCÍA TORO Maria Luisa		6 SEP 1993	23
17	CONEJERO GALÁN Cristina		13 APR 1990	27
25	SANHEZ HERNANDEZ Maria del Carmen		22 MAR 1991	26
Team average				26.4

Head Coach FORNELL MUNOS Noella
Physiotherapist RODRIGUEZ GARCIA Estefania



Team Roster

As of WED 26 JUL 2017

NOR - Norway

No.	Name	Height m / ft in	Date of Birth	Age
1	GULBRANDSEN Regina		26 NOV 1989	27
2	BLAASMO Katinka Haltvik		18 JUL 1991	26
3	HAMMERSTAD Elisabeth		27 JUN 1993	24
4	WELFLER Martine		27 OCT 1991	25
5	MARTINSEN Marielle		14 FEB 1995	22
6	AARDAHL Maren		2 MAR 1994	23
10	WERNERSEN Ida		29 NOV 1989	27
11	SMISTAD Marte		13 MAR 1992	25
15	GRANLUND Rikke		14 NOV 1989	27
20	RØNNING Andrea		30 JAN 1995	22
Team average				24.8

Head Coach BERG ANDREASSEN Eskil
Physiotherapist GULAKER Sissel
Team Official AKSNES Bente



Team Roster

As of WED 26 JUL 2017

POL - Poland

No.	Name	Height m / ft in	Date of Birth	Age
2	BARTKOWIAK Sylwia		8 JAN 1991	26
3	NOWICKA Ewa		6 DEC 1987	29
4	SOWA Paulina		8 NOV 1991	25
6	MAZUREK Paula		27 AUG 1991	25
8	ZAKOWSKA Lidia		27 JUN 1985	32
9	SLEZAK Alicia		23 JUN 1993	24
12	SLOTA Magdalena		18 JAN 1980	37
13	LAKOMY Weronika		21 MAR 1991	26
18	MASLOWSKA Katarzyna		26 JUN 1993	24
48	KRUPA Natalia		16 JAN 1997	20
Team average				26.8

Head Coach KARPINSKI Marek
Physiotherapist GORSKI Bartosz Witold



Team Roster

As of WED 26 JUL 2017

TPE - Chinese Taipei

No.	Name	Height m / ft in	Date of Birth	Age
1	LIN Sz-Yu		4 AUG 1996	20
3	CHIANG Chia-Yun		21 DEC 1994	22
4	YU Li-Chuan		2 MAR 2000	17
7	HSIEH Nien-En		18 SEP 2001	15
8	CHEN Szu-Yu		8 JUN 1995	22
9	TANG Rou-An		1 JUL 1998	19
11	CHANG Yu-Hui		16 OCT 1999	17
13	HUANG Chih-Shan		2 OCT 2000	16
15	CHEN Shu-Fen		26 APR 2002	15
20	CHIEN Chen-Chen		25 APR 1992	25
Team average				18.8

Head Coach CHU Chi-En



Team Roster

As of WED 26 JUL 2017

TUN - Tunisia

No.	Name	Height m / ft in	Date of Birth	Age
1	ARFAOUI SAMIRA		20 FEB 1991	26
2	SALMI AMANI		6 DEC 1994	22
3	JEMMALI AMENI		19 AUG 1989	27
5	ROMDHAN HANEN		25 JUN 1994	23
9	CHEKIR SENDA FARAH		19 JUL 1992	25
11	AMERI SAFA		11 SEP 1989	27
14	MRAD MANEL		27 FEB 1986	31
20	FADHLOUN SINDA		20 AUG 1988	28
21	AMICHE BOUTHEINA		12 SEP 1990	26
88	OUERFELLI LEILA		1 OCT 1977	39
Team average				27.4

Head Coach AYARI Hajer
Physiotherapist BEJAOUI Asma



Tournament Summary

As of SAT 29 JUL 2017

Group A

Rank	Teams	Matches			Sets			Goals			Points
		MP	Won	Lost	For	Against	Diff.	For	Against	Diff.	
1	Norway	3	3	0	104	83	21	6	0	6	6
2	Spain	3	2	1	83	67	16	4	3	1	4
3	Argentina	3	1	2	93	89	4	3	4	-1	2
4	Tunisia	3	0	3	66	107	-41	0	6	-6	0

No.	Group	Date	Time	Site	Teams	Score
W01	A	WED 26 JUL	9:00	Wroclaw	Spain - Argentina	2 - 1 (15:11, 9:13, 5:4)
W02	A	WED 26 JUL	9:00	Wroclaw	Norway - Tunisia	2 - 0 (23:18, 17:13)
W03	A	WED 26 JUL	15:50	Wroclaw	Tunisia - Spain	0 - 2 (6:15, 8:20)
W04	A	WED 26 JUL	15:50	Wroclaw	Norway - Argentina	2 - 0 (20:18, 19:15)
W05	A	THU 27 JUL	10:50	Wroclaw	Spain - Norway	0 - 2 (9:13, 10:12)
W06	A	THU 27 JUL	10:50	Wroclaw	Argentina - Tunisia	2 - 0 (16:15, 16:6)

Group B

Rank	Teams	Matches			Sets			Goals			Points
		MP	Won	Lost	For	Against	Diff.	For	Against	Diff.	
1	Brazil	3	3	0	136	64	72	6	0	6	6
2	Australia	3	2	1	83	94	-11	4	3	1	4
3	Poland	3	1	2	85	93	-8	3	4	-1	2
4	Chinese Taipei	3	0	3	68	121	-53	0	6	-6	0

No.	Group	Date	Time	Site	Teams	Score
W07	B	WED 26 JUL	10:40	Wroclaw	Chinese Taipei - Poland	0 - 2 (11:26, 10:15)
W08	B	WED 26 JUL	10:40	Wroclaw	Brazil - Australia	2 - 0 (24:9, 21:13)
W09	B	WED 26 JUL	16:40	Wroclaw	Poland - Brazil	0 - 2 (11:24, 12:18)
W10	B	WED 26 JUL	16:40	Wroclaw	Australia - Chinese Taipei	2 - 0 (15:13, 16:15)
W11	B	THU 27 JUL	11:40	Wroclaw	Australia - Poland	2 - 1 (10:13, 15:6, 5:2)
W12	B	THU 27 JUL	11:40	Wroclaw	Brazil - Chinese Taipei	2 - 0 (23:8, 26:11)

Final Round

No.	Round	Date	Time	Site	Teams	Score
W13	Quarterfinals Match	FRI 28 JUL	9:30	Wroclaw	Norway - Chinese Taipei	2 - 0 (27:14, 24:13)
W14	Quarterfinals Match	FRI 28 JUL	9:30	Wroclaw	Poland - Spain	0 - 2 (12:16, 10:17)
W15	Quarterfinals Match	FRI 28 JUL	10:20	Wroclaw	Argentina - Australia	2 - 1 (16:13, 12:18, 8:4)
W16	Quarterfinals Match	FRI 28 JUL	10:20	Wroclaw	Brazil - Tunisia	2 - 0 (28:10, 20:10)
W17	Rank 5-8 Match	FRI 28 JUL	15:00	Wroclaw	Chinese Taipei - Australia	0 - 2 (16:21, 9:12)
W18	Rank 5-8 Match	FRI 28 JUL	15:00	Wroclaw	Poland - Tunisia	2 - 1 (17:7, 14:20, 6:2)
W19	Semifinals Match	FRI 28 JUL	16:40	Wroclaw	Norway - Argentina	1 - 2 (12:9, 8:9, 6:7)
W20	Semifinals Match	FRI 28 JUL	18:20	Wroclaw	Spain - Brazil	0 - 2 (13:17, 14:15)
W21	Rank 7 Match	SAT 29 JUL	9:00	Wroclaw	Chinese Taipei - Tunisia	2 - 1 (23:15, 17:19, 6:5)
W22	Rank 5 Match	SAT 29 JUL	10:40	Wroclaw	Australia - Poland	0 - 2 (8:14, 8:12)
W23	Bronze Medal Match	SAT 29 JUL	14:00	Wroclaw	Norway - Spain	1 - 2 (10:13, 13:11, 2:6)
W24	Gold Medal Match	SAT 29 JUL	16:00	Wroclaw	Argentina - Brazil	0 - 2 (10:22, 12:15)



Tournament Summary

As of SAT 29 JUL 2017



Final Standings		
Medal	Rank	Team
Gold	1	BRA - Brazil
Silver	2	ARG - Argentina
Bronze	3	ESP - Spain
	4	NOR - Norway
	5	POL - Poland
	6	AUS - Australia
	7	TPE - Chinese Taipei
	8	TUN - Tunisia

Classification 5th/6th Place

Australia - 0 W22 29 JUL Poland - 2	Poland - 5th Australia - 6th
--	---

Classification 7th/8th Place

Chinese Taipei - 2 W21 29 JUL Tunisia - 1	Chinese Taipei - 7th Tunisia - 8th
--	---



Medallists

GOLD	SILVER	BRONZE
BRA - Brazil SENA Nathalie SOUZA Camila ALENCAR Millena SCHEPPA Patricia SANTIAGO Renata FRAZÃO Ingrid OLIVEIRA Juliana PIRES Cinthya BRAZ Carolina BARROS Jessica	ARG - Argentina MIROTTA AGUSTINA ELIGES IVANA IBARRA FLORENCIA BARROS ROCIO BERICIO FLORENCIA MECCIA CELESTE AGUZZI DANIELA ROSSI CAROLINA SCORDAMAGLIA LUCIANA CARDENAS RAYEN	ESP - Spain LLADRÓ FERNANDEZ Silvia BATISTA PORTERO Asunción CONEJERO GALÁN Patricia CAÑO DOMINGUEZ Raquel HENÁNDEZ TORRICO Sara SOLANO CABALLERO Sonora Lucia SÁNCHEZ BARRIOS Andrea GARCÍA TORO María Luisa CONEJERO GALÁN Cristina SANHEZ HERNANDEZ Maria del Carmen



Match No.: 21 Court 1

Results

Chinese Taipei 2 vs 1 Tunisia

REFEREES:

Cardone Luciano (ITA)
Manuele Sebastiano (ITA)

1st Period: 23 - 15

2nd Period: 17 - 19

Shootout: 6 - 5

TPE - Chinese Taipei

Headcoach: CHU Chi-En

No.	Name	Total				Goals / Shots							Punishments		
		Points	Goals	Shots	%	1-Pt All	1-Pt Spin	Spin	Inflight	Specialist	Goalkeeper	P6m	SUS	RC	DQ
1	LIN Sz-Yu	6	3	4	75						3 / 4				
3	CHIANG Chia-Yun	11	7	9	78	3 / 3	2 / 2	3 / 4	1 / 2						
4	YU Li-Chuan	6	3	5	60					3 / 5					
7	HSIEH Nien-En														
8	CHEN Szu-Yu	6	3	5	60			0 / 1		3 / 4					
9	TANG Rou-An	12	6	9	67			1 / 4	2 / 2			3 / 3			
11	CHANG Yu-Hui	2	1	1	100			1 / 1							
13	HUANG Chih-Shan														
15	CHEN Shu-Fen														
20	CHIEN Chen-Chen	3	2	3	67	1 / 1	1 / 1	1 / 2							
Totals		46	25	36	69	4 / 4	3 / 3	6 / 12	3 / 4	6 / 9	3 / 4	3 / 3			

No.	Goalkeeper	Total			Saves / Shots							
		Saves	Shots	%	1-Pt All	1-Pt Spin	Spin	Inflight	Specialist	Goalkeeper	P6m	
1	LIN Sz-Yu	8	30	27	1 / 6	0 / 2	3 / 15	0 / 1	3 / 6	1 / 1	0 / 1	
3	CHIANG Chia-Yun											
Totals		8	30	27	1 / 6	0 / 2	3 / 15	0 / 1	3 / 6	1 / 1	0 / 1	

TUN - Tunisia

Headcoach: AYARI Hajer

Team time outs: 1

No.	Name	Total				Goals / Shots							Punishments		
		Points	Goals	Shots	%	1-Pt All	1-Pt Spin	Spin	Inflight	Specialist	Goalkeeper	P6m	SUS	RC	DQ
1	ARFAOUI SAMIRA		0	1	0						0 / 1				
2	SALMI AMANI	9	6	8	75	3 / 3		1 / 1	0 / 1	2 / 3					
3	JEMMALI AMENI														
5	ROMDHAN HANEN	2	1	4	25	0 / 1		1 / 3							
9	CHEKIR SENDA FARAH														
11	AMERI SAFA	10	5	5	100			3 / 3	1 / 1			1 / 1	1		
14	MRAD MANEL	1	1	2	50	1 / 1	1 / 1	0 / 1							
20	FADHLOUN SINDA	4	2	5	40			1 / 2		1 / 3					
21	AMICHE BOUTHEINA	13	7	10	70	1 / 1	1 / 1	6 / 9							
88	OUERFELLI LEILA														
Totals		39	22	35	63	5 / 6	2 / 2	12 / 19	1 / 2	3 / 6	0 / 1	1 / 1	1		

No.	Goalkeeper	Total			Saves / Shots							
		Saves	Shots	%	1-Pt All	1-Pt Spin	Spin	Inflight	Specialist	Goalkeeper	P6m	
1	ARFAOUI SAMIRA	0	3	0			0 / 3					
88	OUERFELLI LEILA	6	28	21	0 / 4	0 / 3	3 / 6	1 / 4	2 / 8	0 / 3	0 / 3	
Totals		6	31	19	0 / 4	0 / 3	3 / 9	1 / 4	2 / 8	0 / 3	0 / 3	

Team Comparison

	1st Period				2nd Period			
	Chinese Taipei		Tunisia		Chinese Taipei		Tunisia	
	Goals/Shots	Eff %	Goals/Shots	Eff %	Goals/Shots	Eff %	Goals/Shots	Eff %
Inflight	1 / 2	50	1 / 1	100	2 / 2	100	0 / 1	0
Spin Shots	1 / 2	50	4 / 7	57	2 / 5	40	6 / 9	67
Specialist Shots	4 / 6	67	2 / 3	67	2 / 3	67	1 / 3	33
1-Point Shots	1 / 1	100	1 / 1	100	3 / 3	100	3 / 4	75
Goalkeeper Shots	3 / 4	75						
6-meter Shots	2 / 2	100			1 / 1	100	1 / 1	100
1-Point Spin Shots	1 / 1	100			2 / 2	100		



Match No.: 21 Court 1

Results

Chinese Taipei 2 vs 1 Tunisia

REFEREES:

Cardone Luciano (ITA)
Manuele Sebastiano (ITA)

1st Period: 23 - 15

2nd Period: 17 - 19

Shootout: 6 - 5

TPE - Chinese Taipei

No.	Name	Technical skills					
		Ass	ST	BS	R6	P6	TO
1	LIN Sz-Yu						1
3	CHIANG Chia-Yun		1				
4	YU Li-Chuan						1
7	HSIEH Nien-En		1				
8	CHEN Szu-Yu						
9	TANG Rou-An		1				1
11	CHANG Yu-Hui		1				
13	HUANG Chih-Shan						
15	CHEN Shu-Fen			1		1	
20	CHIEN Chen-Chen	6			1		2
Team							1
Totals		6	4	1	1	1	6

TUN - Tunisia

No.	Name	Technical skills					
		Ass	ST	BS	R6	P6	TO
1	ARFAOUI SAMIRA						
2	SALMI AMANI					1	3
3	JEMMALI AMENI						
5	ROMDHAN HANEN						
9	CHEKIR SENDA FARAH						1
11	AMERI SAFA		1	1	1	1	
14	MRAD MANEL	1					
20	FADHLOUN SINDA						1
21	AMICHE BOUTHEINA					1	2
88	OUERFELLI LEILA						
Team							
Totals		1	1	1	1	3	7

Running Score

TPE - TUN

1st Period

CHIANG C.	2	: 0
YU L.	4	: 0
TANG R.	6	: 0
	6	: 1
	6	: 3
SALMI A.		
AMERI S.		
YU L.	8	: 3
	8	: 5
AMICHE B.		
CHIANG C.	9	: 5
LIN S.	11	: 5
CHIANG C.	13	: 5
YU L.	15	: 5
	15	: 7
SALMI A.		
LIN S.	17	: 7
	17	: 9
AMERI S.		
TANG R.	19	: 9
	19	: 11
AMICHE B.		
CHEN S.	21	: 11
	21	: 13
AMERI S.		
	21	: 15
SALMI A.		
LIN S.	23	: 15

2nd Period

	0	: 2
ROMDHAN H.		
CHIANG C.	1	: 2
	1	: 4
FADHLOUN S.		
	1	: 6
AMICHE B.		
CHEN S.	3	: 6
	3	: 8
AMICHE B.		
TANG R.	5	: 8
	5	: 10
SALMI A.		
CHIEN C.	6	: 10
	6	: 11
AMICHE B.		
TANG R.	8	: 11
	8	: 13
AMICHE B.		
TANG R.	10	: 13
CHEN S.	12	: 13
	12	: 15
AMERI S.		
	12	: 16
SALMI A.		
	12	: 17
SALMI A.		
CHIANG C.	13	: 17
	13	: 19
FADHLOUN S.		
TANG R.	15	: 19
CHIANG C.	17	: 19

Shootout

	0	: 2
AMICHE B.		
CHANG Y.	2	: 2
CHIEN C.	4	: 2
	4	: 4
AMERI S.		
CHIANG C.	6	: 4
	6	: 5
MRAD M.		

LEGEND							
1-Pt	1-Point-Shots	1-Pt Spin	1-Point-Spinshots	—	Struck out Players did not play	%	Efficiency
Ass	Assists	BS	Blocked Shots	DQ	Disqualifications	GK	Goalkeeper
Ind	Individual	No	Shirt Number	P6	Penalty Fouls	P6m	6m Penalty Shots
R6	Received 6m-Fouls	RC	Red Cards	Spec	Specialist	ST	Steals
SUS	Suspension	Spin	Spinshots	TO	Turnover		

Timing and Results provided by TISSOT



Match No.: 22 Court 1

Results

Australia 0 vs 2 Poland

REFEREES:

Palkovits David (HUN)

Szilvasi Gabor Gyorgy (HUN)

1st Period: 8 - 14

2nd Period: 8 - 12

AUS - Australia

Headcoach: MENSING Boris

Team time outs: 2

No.	Name	Total				Goals / Shots							Punishments		
		Points	Goals	Shots	%	1-Pt All	1-Pt Spin	Spin	Inflight	Specialist	Goalkeeper	P6m	SUS	RC	DQ
2	BIEHLER Birte	5	3	7	43	1 / 1			0 / 1	2 / 5					
6	DOS SANTOS Daniela	4	2	4	50			1 / 2	0 / 1			1 / 1			
7	MEDJED Ana		0	1	0				0 / 1						
11	VIANA Aline												1		
12	PLAYER Laura														
13	VERNAY Manon	2	1	1	100						1 / 1				
14	MCAFFEE Madeleine														
15	SMILJANIC Vanja	5	3	10	30	1 / 1		1 / 6	1 / 3						
16	BOYD Rosalie		0	1	0			0 / 1							
22	COOPER Heather														
Totals		16	9	24	38	2 / 2		2 / 9	1 / 6	2 / 5	1 / 1	1 / 1	1		

POL - Poland

Headcoach: KARPINSKI Marek

No.	Name	Total				Goals / Shots							Punishments		
		Points	Goals	Shots	%	1-Pt All	1-Pt Spin	Spin	Inflight	Specialist	Goalkeeper	P6m	SUS	RC	DQ
2	BARTKOWIAK Sylwia	5	3	7	43	1 / 3		2 / 4							
3	NOWICKA Ewa	12	7	11	64	2 / 3		3 / 5				2 / 3			
4	SOWA Paulina														
6	MAZUREK Paula	2	1	1	100					1 / 1					
8	ZAKOWSKA Lidia	6	3	4	75				0 / 1	3 / 3					
9	SLEZAK Alicia	1	1	5	20	1 / 1	1 / 1	0 / 1	0 / 3						
12	SLOTA Magdalena		0	1	0						0 / 1				
13	LAKOMY Weronika														
18	MASLOWSKA Katarzyna												1		
48	KRUPA Natalia		0	1	0						0 / 1				
Totals		26	15	30	50	4 / 7	1 / 1	5 / 10	0 / 4	4 / 4	0 / 2	2 / 3	1		

No.	Goalkeeper	Total			Saves / Shots						
		Saves	Shots	%	1-Pt All	1-Pt Spin	Spin	Inflight	Specialist	Goalkeeper	P6m
12	SLOTA Magdalena	4	9	44	0 / 2		3 / 4	1 / 2	0 / 1		
48	KRUPA Natalia	3	7	43			1 / 2	2 / 2	0 / 1	0 / 1	0 / 1
Totals		8	17	47	0 / 2		4 / 6	3 / 4	1 / 3	0 / 1	0 / 1

Team Comparison

	1st Period				2nd Period			
	Australia		Poland		Australia		Poland	
	Goals/Shots	Eff %	Goals/Shots	Eff %	Goals/Shots	Eff %	Goals/Shots	Eff %
Inflight	0 / 2	0	0 / 3	0	1 / 4	25	0 / 1	0
Spin Shots	1 / 5	20	4 / 5	80	1 / 4	25	1 / 5	20
Specialist Shots	1 / 4	25	1 / 1	100	1 / 1	100	3 / 3	100
1-Point Shots			2 / 3	67	2 / 2	100	2 / 4	50
Goalkeeper Shots	1 / 1	100					0 / 2	0
6-meter Shots	1 / 1	100	1 / 2	50			1 / 1	100
1-Point Spin Shots							1 / 1	100

Timing and Results provided by  TISSOT



Match No.: 22 Court 1

Results

Australia 0 vs 2 Poland

REFEREES:

Palkovits David (HUN)

Szilvasi Gabor Gyorgy (HUN)

1st Period: 8 - 14

2nd Period: 8 - 12

AUS - Australia

No.	Name	Technical skills					
		Ass	ST	BS	R6	P6	TO
2	BIEHLER Birte						
6	DOS SANTOS Daniela						
7	MEDJED Ana				2		1
11	VIANA Aline			2		1	
12	PLAYER LAura						
13	VERNAY Manon						
14	MCAFEE Madeleine						
15	SMILJANIC Vanja	1					2
16	BOYD Rosalie					1	1
22	COOPER Heather						1
Team							
Totals		1		2	2	2	5

POL - Poland

No.	Name	Technical skills					
		Ass	ST	BS	R6	P6	TO
2	BARTKOWIAK Sylwia			1	1		1
3	NOWICKA Ewa		1				
4	SOWA Paulina						
6	MAZUREK Paula						
8	ZAKOWSKA Lidia						
9	SLEZAK Alicia	2			1		1
12	SLOTA Magdalena						
13	LAKOMY Weronika		1	1			
18	MASLOWSKA Katarzyna				1		
48	KRUPA Natalia						
Team							
Totals		2	2	2	3		2

Running Score

AUS - POL

1st Period

0 : 2 NOWICKA E.

0 : 4 BARTKOWIAK S.

BIEHLER B. 2 : 4

2 : 6 NOWICKA E.

2 : 8 MAZUREK P.

2 : 10 NOWICKA E.

2 : 12 NOWICKA E.

2 : 13 NOWICKA E.

DOS SANTOS D. 4 : 13

4 : 14 BARTKOWIAK S.

VERNAY M. 6 : 14

DOS SANTOS D. 8 : 14

2nd Period

SMILJANIC V. 2 : 0

2 : 2 BARTKOWIAK S.

2 : 4 NOWICKA E.

SMILJANIC V. 3 : 4

3 : 5 NOWICKA E.

3 : 6 SLEZAK A.

BIEHLER B. 4 : 6

4 : 8 ZAKOWSKA L.

4 : 10 ZAKOWSKA L.

SMILJANIC V. 6 : 10

6 : 12 ZAKOWSKA L.

BIEHLER B. 8 : 12

LEGEND

1-Pt 1-Point-Shots

Ass Assists

Ind Individual

R6 Received 6m-Fouls

SUS Suspension

1-Pt Spin 1-Point-Spinshots

BS Blocked Shots

No Shirt Number

RC Red Cards

Spin Spinshots

— Struck out Players did not play

DQ Disqualifications

P6 Penalty Fouls

Spec Specialist

TO Turnover

% Efficiency

GK Goalkeeper

P6m 6m Penalty Shots

ST Steals

Timing and Results provided by  TISSOT



Match No.: 23 Court 1

Results

Norway 1 vs 2 Spain

REFEREES:

Hani Shaker Majeed Hasan Shehab (BRN)
Hasan Shamsan Mohamed Shansam (BRN)

1st Period: 10 - 13
2nd Period: 13 - 11
Shootout: 2 - 6

NOR - Norway

Headcoach: BERG ANDREASSEN Eskil

Team time outs: 1

No.	Name	Total				Goals / Shots						Punishments			
		Points	Goals	Shots	%	1-Pt All	1-Pt Spin	Spin	Inflight	Specialist	Goalkeeper	P6m	SUS	RC	DQ
1	GULBRANDSEN Regina														
2	BLAASMO Katinka Haltvik	6	3	4	75			0 / 1				3 / 3			
3	HAMMERSTAD Elisabeth	10	5	9	56			5 / 9							
4	WELFLER Martine														
5	MARTINSEN Marielle	4	3	9	33	2 / 2		0 / 4		1 / 3					
6	AARDAHL Maren	5	3	8	38	1 / 1		0 / 4	1 / 2	1 / 1					
10	WERNERSEN Ida		0	2	0					0 / 2					
11	SMISTAD Marte												1		
15	GRANLUND Rikke		0	1	0						0 / 1				
20	RONNING Andrea		0	1	0			0 / 1							
Totals		25	14	34	41	3 / 3		5 / 19	1 / 2	2 / 6	0 / 1	3 / 3	1		

No.	Goalkeeper	Total			Saves / Shots						
		Saves	Shots	%	1-Pt All	1-Pt Spin	Spin	Inflight	Specialist	Goalkeeper	P6m
1	GULBRANDSEN Regina	0	1	0			0 / 1				
2	BLAASMO Katinka Haltvik										
15	GRANLUND Rikke	8	24	33	1 / 5		5 / 11	0 / 3	2 / 5		
Totals		8	25	32	1 / 5		5 / 12	0 / 3	2 / 5		

ESP - Spain

Headcoach: FORNELL MUNOS Noella

Team time outs: 2

No.	Name	Total				Goals / Shots						Punishments			
		Points	Goals	Shots	%	1-Pt All	1-Pt Spin	Spin	Inflight	Specialist	Goalkeeper	P6m	SUS	RC	DQ
1	LLADRO FERNANDEZ Silvia														
3	BATISTA PORTERO Asunción	8	5	6	83	2 / 2		1 / 1	2 / 3						
5	CONEJERO GALAN Patricia	5	3	7	43	1 / 3		1 / 3	1 / 1						
6	CAÑO DOMINGUEZ Raquel		0	4	0			0 / 4							
7	HENANDEZ TORRICO Sara	4	2	3	67					2 / 3					
12	SOLANO CABALLERO Sonora Lucia														
13	SANCHEZ BARRIOS Andrea	8	4	5	80			4 / 5							
15	GARCIA TORO Maria Luisa		0	1	0			0 / 1					1		
17	CONEJERO GALAN Cristina	3	2	2	100	1 / 1		1 / 1							
25	SANHEZ HERNANDEZ Maria del Carmen	2	1	3	33					1 / 3					
Totals		30	17	31	55	4 / 6		7 / 15	3 / 4	3 / 6			1		

No.	Goalkeeper	Total			Saves / Shots						
		Saves	Shots	%	1-Pt All	1-Pt Spin	Spin	Inflight	Specialist	Goalkeeper	P6m
1	LLADRO FERNANDEZ Silvia	8	20	40	0 / 3		4 / 8	0 / 1	3 / 5	1 / 1	0 / 2
12	SOLANO CABALLERO Sonora Lucia	1	1	100			1 / 1				
Totals		10	24	42	0 / 3		6 / 11	0 / 1	3 / 5	1 / 1	0 / 3

Team Comparison

	1st Period				2nd Period			
	Norway		Spain		Norway		Spain	
	Goals/Shots	Eff %	Goals/Shots	Eff %	Goals/Shots	Eff %	Goals/Shots	Eff %
Inflight			2 / 3	67	1 / 1	100	1 / 1	100
Spin Shots	3 / 13	23	2 / 6	33	1 / 3	33	2 / 5	40
Specialist Shots			1 / 1	100	2 / 6	33	2 / 5	40
1-Point Shots			3 / 3	100	3 / 3	100	1 / 3	33
Goalkeeper Shots					0 / 1	0		
6-meter Shots	2 / 2	100			1 / 1	100		

Report Created SAT 29 JUL 2017 14:53

Timing and Results provided by **TISSOT**

Page 1 / 2



Match No.: 23 Court 1

Results

Norway 1 vs 2 Spain

REFEREES:

Hani Shaker Majeed Hasan Shehab (BRN)
Hasan Shamsan Mohamed Shansam (BRN)

1st Period: 10 - 13
2nd Period: 13 - 11
Shootout: 2 - 6

NOR - Norway

No.	Name	Technical skills					
		Ass	ST	BS	R6	P6	TO
1	GULBRANDSEN Regina						
2	BLAASMO Katinka Haltvik	4					3
3	HAMMERSTAD Elisabeth				1		1
4	WELFLER Martine						
5	MARTINSEN Marielle	1					1
6	AARDAHL Maren				2		
10	WERNERSEN Ida						
11	SMISTAD Marte						
15	GRANLUND Rikke						
20	RONNING Andrea						1
Team							
Totals		5			3		6

ESP - Spain

No.	Name	Technical skills					
		Ass	ST	BS	R6	P6	TO
1	LLADRO FERNANDEZ Silvia						
3	BATISTA PORTERO Asunción	2					
5	CONEJERO GALAN Patricia	4	2	1			
6	CAÑO DOMINGUEZ Raquel	2					4
7	HENANDEZ TORRICO Sara						
12	SOLANO CABALLERO Sonora Lucia						
13	SANCHEZ BARRIOS Andrea	1					1
15	GARCIA TORO Maria Luisa			3			
17	CONEJERO GALAN Cristina		1				
25	SANCHEZ HERNANDEZ Maria del Carmen						
Team							
Totals		9	3	4			5

Running Score

NOR - ESP

1st Period

0 : 1	CONEJERO GALAN P.
0 : 3	SANCHEZ HERNANDEZ M.
2 : 3	BLAASMO K.
4 : 3	HAMMERSTAD E.
4 : 5	BATISTA PORTERO A.
4 : 7	SANCHEZ BARRIOS A.
4 : 9	SANCHEZ BARRIOS A.
6 : 9	BLAASMO K.
6 : 11	CONEJERO GALAN P.
6 : 12	BATISTA PORTERO A.
8 : 12	HAMMERSTAD E.
10 : 12	HAMMERSTAD E.
10 : 13	CONEJERO GALAN C.

2nd Period

0 : 2	HENANDEZ TORRICO S.
0 : 4	HENANDEZ TORRICO S.
2 : 4	HAMMERSTAD E.
3 : 4	MARTINSEN M.
3 : 6	SANCHEZ BARRIOS A.
3 : 8	SANCHEZ BARRIOS A.
3 : 10	BATISTA PORTERO A.
5 : 10	AARDAHL M.
6 : 10	AARDAHL M.
8 : 10	BLAASMO K.
9 : 10	MARTINSEN M.
9 : 11	BATISTA PORTERO A.
11 : 11	MARTINSEN M.
13 : 11	AARDAHL M.

Shootout

0 : 2	BATISTA PORTERO A.
2 : 2	HAMMERSTAD E.
2 : 4	CONEJERO GALAN C.
2 : 6	CONEJERO GALAN P.

LEGEND							
1-Pt	1-Point-Shots	1-Pt Spin	1-Point-Spinshots	—	Struck out Players did not play	%	Efficiency
Ass	Assists	BS	Blocked Shots	DQ	Disqualifications	GK	Goalkeeper
Ind	Individual	No	Shirt Number	P6	Penalty Fouls	P6m	6m Penalty Shots
R6	Received 6m-Fouls	RC	Red Cards	Spec	Specialist	ST	Steals
SUS	Suspension	Spin	Spinshots	TO	Turnover		

Timing and Results provided by  TISSOT



Match No.: 24 Court 1

Results

Argentina 0 vs 2 Brazil

REFEREES:

Gawel Adyta (POL)
Jaworska Edyta Wieslawa (POL)

1st Period: 10 - 22
2nd Period: 12 - 15

ARG - Argentina

Headcoach: COMPARONE Salvador

Team time outs: 1

No.	Name	Total				Goals / Shots						Punishments			
		Points	Goals	Shots	%	1-Pt All	1-Pt Spin	Spin	Inflight	Specialist	Goalkeeper	P6m	SUS	RC	DQ
2	MIROTTA AGUSTINA	4	2	2	100				2 / 2						
6	ELIGES IVANA	4	2	4	50					2 / 4					
9	IBARRA FLORENCIA												1		
10	BARROS ROCIO	2	1	1	100					1 / 1					
12	BERICIO FLORENCIA														
13	MECCIA CELESTE	2	1	3	33			0 / 2	1 / 1						
15	AGUZZI DANIELA	4	2	6	33			1 / 4	1 / 2				1		
16	ROSSI CAROLINA	6	3	4	75			2 / 2	1 / 2						
20	SCORDAMAGLIA LUCIANA														
24	CARDENAS RAYEN														
Totals		22	11	20	55			3 / 8	5 / 7	3 / 5			2		

No.	Goalkeeper	Total			Saves / Shots						
		Saves	Shots	%	1-Pt All	1-Pt Spin	Spin	Inflight	Specialist	Goalkeeper	P6m
12	BERICIO FLORENCIA	5	25	20	0 / 3	0 / 2	1 / 4	3 / 15	1 / 2	0 / 1	
Totals		5	25	20	0 / 3	0 / 2	1 / 4	3 / 15	1 / 2	0 / 1	

BRA - Brazil

Headcoach:

Team time outs: 1

No.	Name	Total				Goals / Shots						Punishments			
		Points	Goals	Shots	%	1-Pt All	1-Pt Spin	Spin	Inflight	Specialist	Goalkeeper	P6m	SUS	RC	DQ
2	SENA Nathalie														
3	SOUZA Camila	4	2	4	50			1 / 2		1 / 2					
4	ALENCAR Millena	8	5	7	71	2 / 2	1 / 1		3 / 5						
5	SCHEPPA Patricia		0	2	0				0 / 2						
6	SANTIAGO Renata	12	6	7	86				6 / 7						
7	FRAZAO Ingrid	4	2	2	100			1 / 1			1 / 1				
8	OLIVEIRA Juliana	2	1	3	33			1 / 2	0 / 1						
9	PIRES Cinthya	7	4	4	100	1 / 1	1 / 1		3 / 3						
10	BRAZ Carolina														
14	BARROS Jessica														
Totals		37	20	29	69	3 / 3	2 / 2	3 / 5	12 / 18	1 / 2	1 / 1				

No.	Goalkeeper	Total			Saves / Shots						
		Saves	Shots	%	1-Pt All	1-Pt Spin	Spin	Inflight	Specialist	Goalkeeper	P6m
7	FRAZAO Ingrid	4	15	27			3 / 6	1 / 6	0 / 3		
Totals		4	15	27			3 / 6	1 / 6	0 / 3		

Team Comparison

	1st Period				2nd Period			
	Argentina		Brazil		Argentina		Brazil	
	Goals/Shots	Eff %	Goals/Shots	Eff %	Goals/Shots	Eff %	Goals/Shots	Eff %
Inflight	3 / 3	100	7 / 9	78	2 / 4	50	5 / 9	56
Spin Shots	1 / 2	50	2 / 2	100	2 / 6	33	1 / 3	33
Specialist Shots	1 / 2	50	0 / 1	0	2 / 3	67	1 / 1	100
1-Point Shots			2 / 2	100			1 / 1	100
Goalkeeper Shots			1 / 1	100				
6-meter Shots								
1-Point Spin Shots			2 / 2	100				

Timing and Results provided by  TISSOT



Match No.: 24 Court 1

Results

Argentina 0 vs 2 Brazil

REFEREES:

Gawel Adyta (POL)

Jaworska Edyta Wieslawa (POL)

1st Period: 10 - 22

2nd Period: 12 - 15

ARG - Argentina

No.	Name	Technical skills					
		Ass	ST	BS	R6	P6	TO
2	MIROTTA AGUSTINA	1					3
6	ELIGES IVANA						3
9	IBARRA FLORENCIA		1				
10	BARROS ROCIO						
12	BERICIO FLORENCIA						
13	MECCIA CELESTE						1
15	AGUZZI DANIELA	3					4
16	ROSSI CAROLINA						2
20	SCORDAMAGLIA LUCIANA		1				
24	CARDENAS RAYEN						
Team							1
Totals		4	2				14

BRA - Brazil

No.	Name	Technical skills					
		Ass	ST	BS	R6	P6	TO
2	SENA Nathalie						1
3	SOUZA Camila	1					1
4	ALENCAR Millena	2					1
5	SCHEPPA Patricia						
6	SANTIAGO Renata						
7	FRAZAO Ingrid						
8	OLIVEIRA Juliana	3					1
9	PIRES Cinthya						1
10	BRAZ Carolina		1				
14	BARROS Jessica			1			
Team							
Totals		6	1	1			5

Running Score

ARG - BRA

1st Period

	0 : 2	FRAZAO I.
MIROTTA A.	2 : 2	
	2 : 4	PIRES C.
	2 : 6	SANTIAGO R.
MIROTTA A.	4 : 6	
	4 : 8	SANTIAGO R.
	4 : 10	SANTIAGO R.
	4 : 11	ALENCAR M.
AGUZZI D.	6 : 11	
	6 : 12	PIRES C.
	6 : 14	SANTIAGO R.
	6 : 16	PIRES C.
	6 : 18	PIRES C.
BARROS R.	8 : 18	
	8 : 20	FRAZAO I.
	8 : 22	OLIVEIRA J.
MECCIA C.	10 : 22	

2nd Period

	0 : 2	ALENCAR M.
ROSSI C.	2 : 2	
	2 : 4	SOUZA C.
ROSSI C.	4 : 4	
ELIGES I.	6 : 4	
	6 : 6	ALENCAR M.
	6 : 8	SANTIAGO R.
ROSSI C.	8 : 8	
	8 : 10	SANTIAGO R.
AGUZZI D.	10 : 10	
	10 : 12	ALENCAR M.
ELIGES I.	12 : 12	
	12 : 14	SOUZA C.
	12 : 15	ALENCAR M.

LEGEND							
1-Pt	1-Point-Shots	1-Pt Spin	1-Point-Spinshots	—	Struck out Players did not play	%	Efficiency
Ass	Assists	BS	Blocked Shots	DQ	Disqualifications	GK	Goalkeeper
Ind	Individual	No	Shirt Number	P6	Penalty Fouls	P6m	6m Penalty Shots
R6	Received 6m-Fouls	RC	Red Cards	Spec	Specialist	ST	Steals
SUS	Suspension	Spin	Spinshots	TO	Turnover		

Timing and Results provided by TISSOT



Match No.: 17 Court 2

Results

Chinese Taipei 0 vs 2 Australia

REFEREES:

1st Period: 16 - 21
2nd Period: 9 - 12

TPE - Chinese Taipei

Headcoach: CHU Chi-En

No.	Name	Total				Goals / Shots						Punishments			
		Points	Goals	Shots	%	1-Pt All	1-Pt Spin	Spin	Inflight	Specialist	Goalkeeper	P6m	SUS	RC	DQ
1	LIN Sz-Yu		0	1	0						0 / 1				
3	CHIANG Chia-Yun	9	5	10	50	1 / 1		3 / 6	1 / 3						
4	YU Li-Chuan	2	1	2	50					1 / 2					
7	HSIEH Nien-En														
8	CHEN Szu-Yu	2	1	4	25			0 / 1		1 / 3					
9	TANG Rou-An	4	2	6	33	0 / 1		1 / 4				1 / 1			
11	CHANG Yu-Hui														
13	HUANG Chih-Shan														
15	CHEN Shu-Fen														
20	CHIEN Chen-Chen	8	5	8	63	2 / 2	2 / 2	2 / 4	1 / 2						
Totals		25	14	31	45	3 / 4	2 / 2	6 / 15	2 / 5	2 / 5	0 / 1	1 / 1			

No.	Goalkeeper	Total			Saves / Shots						
		Saves	Shots	%	1-Pt All	1-Pt Spin	Spin	Inflight	Specialist	Goalkeeper	P6m
1	LIN Sz-Yu	6	25	24	0 / 5	0 / 3	3 / 8	3 / 6	0 / 5		0 / 1
Totals		6	25	24	0 / 5	0 / 3	3 / 8	3 / 6	0 / 5		0 / 1

AUS - Australia

Headcoach: MENSING Boris

Team time outs: 1

No.	Name	Total				Goals / Shots						Punishments			
		Points	Goals	Shots	%	1-Pt All	1-Pt Spin	Spin	Inflight	Specialist	Goalkeeper	P6m	SUS	RC	DQ
2	BIEHLER Birte	10	5	7	71					5 / 7					
6	DOS SANTOS Daniela	8	5	8	63	2 / 2	1 / 1	0 / 1	2 / 4			1 / 1			
7	MEDJED Ana	6	3	5	60			2 / 4	1 / 1						
11	VIANA Aline														
12	PLAYER LAura														
13	VERNAY Manon														
14	MCAFEE Madeleine														
15	SMILJANIC Vanja	6	4	6	67	2 / 2	2 / 2	2 / 2	0 / 1	0 / 1					
16	BOYD Rosalie												1		
22	COOPER Heather	3	2	4	50	1 / 1		1 / 3							
Totals		33	19	30	63	5 / 5	3 / 3	5 / 10	3 / 6	5 / 8		1 / 1	1		

No.	Goalkeeper	Total			Saves / Shots						
		Saves	Shots	%	1-Pt All	1-Pt Spin	Spin	Inflight	Specialist	Goalkeeper	P6m
13	VERNAY Manon	10	24	42	1 / 4	0 / 2	4 / 10	2 / 4	2 / 4	1 / 1	0 / 1
Totals		10	24	42	1 / 4	0 / 2	4 / 10	2 / 4	2 / 4	1 / 1	0 / 1

Team Comparison

	1st Period				2nd Period			
	Chinese Taipei		Australia		Chinese Taipei		Australia	
	Goals/Shots	Eff %	Goals/Shots	Eff %	Goals/Shots	Eff %	Goals/Shots	Eff %
Inflight	2 / 2	100	1 / 3	33	0 / 3	0	2 / 3	67
Spin Shots	5 / 10	50	5 / 8	63	1 / 5	20	0 / 2	0
Specialist Shots	1 / 2	50	2 / 2	100	1 / 3	33	3 / 6	50
1-Point Shots			3 / 3	100	3 / 4	75	2 / 2	100
Goalkeeper Shots					0 / 1	0		
6-meter Shots			1 / 1	100	1 / 1	100		
1-Point Spin Shots			2 / 2	100	2 / 2	100	1 / 1	100

Timing and Results provided by  TISSOT



Match No.: 17 Court 2

Results

Chinese Taipei 0 vs 2 Australia

REFEREES:

1st Period: 16 - 21

2nd Period: 9 - 12

TPE - Chinese Taipei

No.	Name	Technical skills					
		Ass	ST	BS	R6	P6	TO
1	LIN Sz-Yu						
3	CHIANG Chia-Yun						
4	YU Li-Chuan						
7	HSIEH Nien-En						
8	CHEN Szu-Yu						
9	TANG Rou-An		1		1		1
11	CHANG Yu-Hui						
13	HUANG Chih-Shan						
15	CHEN Shu-Fen		1				
20	CHIEN Chen-Chen	1					2
Team							2
Totals		1	2		1		5

AUS - Australia

No.	Name	Technical skills					
		Ass	ST	BS	R6	P6	TO
2	BIEHLER Birte				1		1
6	DOS SANTOS Daniela						3
7	MEDJED Ana						2
11	VIANA Aline			2			
12	PLAYER LAura						
13	VERNAY Manon						1
14	MCAFEE Madeleine						
15	SMILJANIC Vanja						
16	BOYD Rosalie			2			
22	COOPER Heather						
Team							
Totals				4	1		7

Running Score

TPE - AUS

1st Period

0 : 2	SMILJANIC V.
TANG R. 2 : 2	
2 : 4	MEDJED A.
CHIANG C. 4 : 4	
4 : 5	SMILJANIC V.
4 : 7	DOS SANTOS D.
4 : 9	DOS SANTOS D.
4 : 10	SMILJANIC V.
CHIEN C. 6 : 10	
6 : 12	MEDJED A.
6 : 14	BIEHLER B.
CHIANG C. 8 : 14	
CHIEN C. 10 : 14	
10 : 16	SMILJANIC V.
CHIANG C. 12 : 16	
YU L. 14 : 16	
14 : 18	BIEHLER B.
CHIANG C. 16 : 18	
16 : 20	COOPER H.
16 : 21	DOS SANTOS D.

2nd Period

CHIEN C. 1 : 0	
CHEN S. 3 : 0	
CHIEN C. 5 : 0	
5 : 1	DOS SANTOS D.
5 : 3	DOS SANTOS D.
TANG R. 7 : 3	
7 : 5	MEDJED A.
CHIEN C. 8 : 5	
8 : 7	BIEHLER B.
CHIANG C. 9 : 7	
9 : 9	BIEHLER B.
9 : 11	BIEHLER B.
9 : 12	COOPER H.

LEGEND

1-Pt	1-Point-Shots	1-Pt Spin	1-Point-Spinshots	—	Struck out Players did not play	%	Efficiency
Ass	Assists	BS	Blocked Shots	DQ	Disqualifications	GK	Goalkeeper
Ind	Individual	No	Shirt Number	P6	Penalty Fouls	P6m	6m Penalty Shots
R6	Received 6m-Fouls	RC	Red Cards	Spec	Specialist	ST	Steals
SUS	Suspension	Spin	Spinshots	TO	Turnover		

Timing and Results provided by TISSOT



Match No.: 18 Court 1

Results

Poland 2 vs 1 Tunisia

REFEREES:

Mertinian Michail (GRE)
Syrepisios Evangelos (GRE)

1st Period: 17 - 7
2nd Period: 14 - 20
Shootout: 6 - 2

POL - Poland

Headcoach: KARPINSKI Marek

Team time outs: 1

No.	Name	Total				Goals / Shots						Punishments			
		Points	Goals	Shots	%	1-Pt All	1-Pt Spin	Spin	Inflight	Specialist	Goalkeeper	P6m	SUS	RC	DQ
2	BARTKOWIAK Sylwia		0	1	0	0 / 1									
3	NOWICKA Ewa	7	4	8	50	1 / 3		3 / 4				0 / 1	1		
4	SOWA Paulina	10	5	8	63			2 / 4	3 / 4						
6	MAZUREK Paula	6	3	6	50					3 / 6					
8	ZAKOWSKA Lidia	8	4	6	67					4 / 6					
9	SLEZAK Alicia	4	2	5	40			1 / 3	1 / 2						
12	SLOTA Magdalena														
13	LAKOMY Weronika	2	1	1	100			1 / 1							
18	MASLOWSKA Katarzyna												1		
48	KRUPA Natalia		0	1	0						0 / 1				
Totals		37	19	36	53	1 / 4		7 / 12	4 / 6	7 / 12	0 / 1	0 / 1	2		

No.	Goalkeeper	Total			Saves / Shots							
		Saves	Shots	%	1-Pt All	1-Pt Spin	Spin	Inflight	Specialist	Goalkeeper	P6m	
2	BARTKOWIAK Sylwia											
12	SLOTA Magdalena	6	19	32	1 / 2		3 / 7	1 / 5	1 / 4		0 / 1	
48	KRUPA Natalia	0	2	0			0 / 1			0 / 1		
Totals		6	21	29	1 / 2		3 / 8	1 / 5	1 / 4	0 / 1	0 / 1	

TUN - Tunisia

Headcoach: AYARI Hajer

Team time outs: 1

No.	Name	Total				Goals / Shots						Punishments			
		Points	Goals	Shots	%	1-Pt All	1-Pt Spin	Spin	Inflight	Specialist	Goalkeeper	P6m	SUS	RC	DQ
1	ARFAOUI SAMIRA		0	1	0						0 / 1				
2	SALMI AMANI	7	4	7	57	1 / 2			3 / 5				1		
3	JEMMALI AMENI														
5	ROMDHAN HANEN	2	1	7	14			0 / 6	1 / 1						
9	CHEKIR SENDA FARAH		0	2	0			0 / 1		0 / 1					
11	AMERI SAFA														
14	MRAD MANEL	6	3	3	100			2 / 2				1 / 1			
20	FADHLOUN SINDA	6	3	3	100					3 / 3					
21	AMICHE BOUTHEINA	6	3	7	43			3 / 6				0 / 1			
88	OUERFELLI LEILA	2	1	1	100						1 / 1				
Totals		29	15	31	48	1 / 2		5 / 15	4 / 6	3 / 4	1 / 2	1 / 2	1		

No.	Goalkeeper	Total			Saves / Shots							
		Saves	Shots	%	1-Pt All	1-Pt Spin	Spin	Inflight	Specialist	Goalkeeper	P6m	
1	ARFAOUI SAMIRA	9	25	36	1 / 2		3 / 7	2 / 6	3 / 10			
9	CHEKIR SENDA FARAH	0	1	0			0 / 1					
88	OUERFELLI LEILA	0	2	0			0 / 2					
Totals		9	28	32	1 / 2		3 / 10	2 / 6	3 / 10			

Team Comparison

	1st Period				2nd Period			
	Poland		Tunisia		Poland		Tunisia	
	Goals/Shots	Eff %	Goals/Shots	Eff %	Goals/Shots	Eff %	Goals/Shots	Eff %
Inflight	4 / 5	80	2 / 3	67	0 / 1	0	2 / 3	67
Spin Shots	0 / 1	0	1 / 6	17	4 / 8	50	4 / 6	67
Specialist Shots	4 / 6	67	0 / 1	0	3 / 6	50	3 / 3	100
1-Point Shots	1 / 3	33	1 / 1	100	0 / 1	0	0 / 1	0
Goalkeeper Shots			0 / 1	0	0 / 1			
Penalty Shots	0 / 1	0					1 / 1	100



Match No.: 18 Court 1

Results

Poland 2 vs 1 Tunisia

REFEREES:

Mertinian Michail (GRE)
Syrepisios Evangelos (GRE)1st Period: 17 - 7
2nd Period: 14 - 20
Shootout: 6 - 2

POL - Poland

No.	Name	Technical skills					
		Ass	ST	BS	R6	P6	TO
2	BARTKOWIAK Sylwia	1				1	
3	NOWICKA Ewa	1					1
4	SOWA Paulina	2					
6	MAZUREK Paula				1		2
8	ZAKOWSKA Lidia						
9	SLEZAK Alicia	1					
12	SLOTA Magdalena						
13	LAKOMY Weronika			1			
18	MASLOWSKA Katarzyna						
48	KRUPA Natalia	1		2			
Team							
Totals		6		3	1	1	3

TUN - Tunisia

No.	Name	Technical skills					
		Ass	ST	BS	R6	P6	TO
1	ARFAOUI SAMIRA						
2	SALMI AMANI	1					3
3	JEMMALI AMENI						
5	ROMDHAN HANEN						
9	CHEKIR SENDA FARAH						
11	AMERI SAFA						
14	MRAD MANEL	1					
20	FADHLOUN SINDA						3
21	AMICHE BOUTHEINA		2				
88	OUERFELLI LEILA						
Team							
Totals		2	2				6

Running Score

POL - TUN

1st Period

MAZUREK P.	2 : 0	
	2 : 2	SALMI A.
MAZUREK P.	4 : 2	
	4 : 4	ROMDHAN H.
SOWA P.	6 : 4	
SOWA P.	8 : 4	
SLEZAK A.	10 : 4	
ZAKOWSKA L.	12 : 4	
SOWA P.	14 : 4	
	14 : 5	SALMI A.
ZAKOWSKA L.	16 : 5	
	16 : 7	MRAD M.
NOWICKA E.	17 : 7	

2nd Period

NOWICKA E.	2 : 0	
	2 : 2	SALMI A.
	2 : 4	SALMI A.
NOWICKA E.	4 : 4	
	4 : 6	FADHLOUN S.
MAZUREK P.	6 : 6	
	6 : 8	FADHLOUN S.
	6 : 10	AMICHE B.
NOWICKA E.	8 : 10	
	8 : 12	MRAD M.
ZAKOWSKA L.	10 : 12	
	10 : 14	AMICHE B.
SOWA P.	12 : 14	
ZAKOWSKA L.	14 : 14	
	14 : 16	MRAD M.
	14 : 18	FADHLOUN S.
	14 : 20	AMICHE B.

Shootout

	0 : 2	OUERFELLI L.
SOWA P.	2 : 2	
LAKOMY W.	4 : 2	
SLEZAK A.	6 : 2	

LEGEND

1-Pt	1-Point-Shots	1-Pt Spin	1-Point-Spinshots	—	Struck out Players did not play	%	Efficiency
Ass	Assists	BS	Blocked Shots	DQ	Disqualifications	GK	Goalkeeper
Ind	Individual	No	Shirt Number	P6	Penalty Fouls	P6m	6m Penalty Shots
R6	Received 6m-Fouls	RC	Red Cards	Spec	Specialist	ST	Steals
SUS	Suspension	Spin	Spinshots	TO	Turnover		

Timing and Results provided by TISSOT



Match No.: 19 Court 1

Results

Norway 1 vs 2 Argentina

REFEREES:
Heel Al (QAT)
Yazeedi Al (QAT)

1st Period: 12 - 9
2nd Period: 8 - 9
Shootout: 6 - 7

NOR - Norway

Headcoach: BERG ANDREASSEN Eskil

No.	Name	Total				Goals / Shots							Punishments			
		Points	Goals	Shots	%	1-Pt All	1-Pt Spin	Spin	Inflight	Specialist	Goalkeeper	P6m	SUS	RC	DQ	
1	GULBRANDSEN Regina															
2	BLAASMO Katinka Haltvik	8	4	5	80			4 / 5								
3	HAMMERSTAD Elisabeth	2	1	1	100			1 / 1								
4	WELFLER Martine	4	2	7	29			2 / 7								
5	MARTINSEN Marielle	2	1	1	100			1 / 1								
6	AARDAHL Maren	4	2	10	20			1 / 6		0 / 3		1 / 1	1			
10	WERNERSEN Ida	2	1	3	33					1 / 3						
11	SMISTAD Marte															
15	GRANLUND Rikke															
20	RONNING Andrea	4	2	4	50			2 / 4								
Totals		26	13	31	42			11 / 24		1 / 6		1 / 1	1			

No.	Goalkeeper	Total			Saves / Shots							
		Saves	Shots	%	1-Pt All	1-Pt Spin	Spin	Inflight	Specialist	Goalkeeper	P6m	
1	GULBRANDSEN Regina	4	16	25	0 / 2		1 / 7	3 / 5				0 / 2
2	BLAASMO Katinka Haltvik	0	1	0	0 / 1							
15	GRANLUND Rikke											
Totals		4	18	22	0 / 3		1 / 7	3 / 6				0 / 2

ARG - Argentina

Headcoach: COMPARONE Salvador

No.	Name	Total				Goals / Shots							Punishments			
		Points	Goals	Shots	%	1-Pt All	1-Pt Spin	Spin	Inflight	Specialist	Goalkeeper	P6m	SUS	RC	DQ	
2	MIROTTA AGUSTINA	2	1	6	17			0 / 1	1 / 5				1			
6	ELIGES IVANA	1	1	1	100	1 / 1										
9	IBARRA FLORENCIA															
10	BARROS ROCIO	2	1	1	100			1 / 1								
12	BERICIO FLORENCIA															
13	MECCIA CELESTE	12	6	7	86			3 / 3	1 / 2			2 / 2				
15	AGUZZI DANIELA	1	1	3	33	1 / 2			0 / 1							
16	ROSSI CAROLINA	7	4	7	57	1 / 1		2 / 2	1 / 4							
20	SCORDAMAGLIA LUCIANA															
24	CARDENAS RAYEN															
Totals		25	14	25	56	3 / 4		6 / 7	3 / 12			2 / 2	1			

No.	Goalkeeper	Total			Saves / Shots							
		Saves	Shots	%	1-Pt All	1-Pt Spin	Spin	Inflight	Specialist	Goalkeeper	P6m	
12	BERICIO FLORENCIA	9	20	45			6 / 15		3 / 4			0 / 1
13	MECCIA CELESTE	0	2	0			0 / 2					
Totals		10	23	43			6 / 17		4 / 5			0 / 1

Team Comparison

	1st Period				2nd Period			
	Norway		Argentina		Norway		Argentina	
	Goals/Shots	Eff %	Goals/Shots	Eff %	Goals/Shots	Eff %	Goals/Shots	Eff %
Inflight			3 / 8	38			0 / 4	0
Spin Shots	4 / 9	44	0 / 1	0	4 / 10	40	3 / 3	100
Specialist Shots	1 / 3	33			0 / 3	0		
1-Point Shots			1 / 1	100			1 / 1	100
Goalkeeper Shots								
6-meter Shots	1 / 1	100	1 / 1	100	Timing and Results provided by TISSOT			

Report Created FRI 28 JUL 2017 17:15

Page 1 / 2



Match No.: 19 Court 1

Results

Norway 1 vs 2 Argentina

REFEREES:

Heel Al (QAT)

Yazeedi Al (QAT)

1st Period: 12 - 9

2nd Period: 8 - 9

Shootout: 6 - 7

NOR - Norway

No.	Name	Technical skills					
		Ass	ST	BS	R6	P6	TO
1	GULBRANDSEN Regina						
2	BLAASMO Katinka Haltvik	1					3
3	HAMMERSTAD Elisabeth	1	1	1			
4	WELFLER Martine	1			1		1
5	MARTINSEN Marielle						
6	AARDAHL Maren	1				1	
10	WERNERSEN Ida						1
11	SMISTAD Marte						
15	GRANLUND Rikke						
20	RONNING Andrea	1					3
Team							1
Totals		5	1	1	1	1	9

ARG - Argentina

No.	Name	Technical skills					
		Ass	ST	BS	R6	P6	TO
2	MIROTTA AGUSTINA	1			1		2
6	ELIGES IVANA	1					
9	IBARRA FLORENCIA						
10	BARROS ROCIO						2
12	BERICIO FLORENCIA						
13	MECCIA CELESTE				1		2
15	AGUZZI DANIELA						4
16	ROSSI CAROLINA						1
20	SCORDAMAGLIA LUCIANA		1	1			
24	CARDENAS RAYEN						
Team							
Totals		2	1	1	2		11

Running Score

NOR - ARG

1st Period

0 : 2 ROSSI C.

0 : 3 ROSSI C.

BLAASMO K. 2 : 3

2 : 5 MIROTTA A.

BLAASMO K. 4 : 5

WERNERSEN I. 6 : 5

BLAASMO K. 8 : 5

AARDAHL M. 10 : 5

10 : 7 MECCIA C.

BLAASMO K. 12 : 7

12 : 9 MECCIA C.

2nd Period

0 : 1 AGUZZI D.

AARDAHL M. 2 : 1

WELFLER M. 4 : 1

4 : 3 MECCIA C.

4 : 5 ROSSI C.

RONNING A. 6 : 5

6 : 7 MECCIA C.

6 : 9 MECCIA C.

WELFLER M. 8 : 9

Shootout

HAMMERSTAD E. 2 : 0

2 : 2 MECCIA C.

MARTINSEN M. 4 : 2

4 : 4 BARROS R.

4 : 6 ROSSI C.

RONNING A. 6 : 6

6 : 7 ELIGES I.

LEGEND							
1-Pt	1-Point-Shots	1-Pt Spin	1-Point-Spinshots	—	Struck out Players did not play	%	Efficiency
Ass	Assists	BS	Blocked Shots	DQ	Disqualifications	GK	Goalkeeper
Ind	Individual	No	Shirt Number	P6	Penalty Fouls	P6m	6m Penalty Shots
R6	Received 6m-Fouls	RC	Red Cards	Spec	Specialist	ST	Steals
SUS	Suspension	Spin	Spinshots	TO	Turnover		

Timing and Results provided by TISSOT



Match No.: 20 Court 1

Results

Spain 0 vs 2 Brazil

REFEREES:

Palkovits David (HUN)

Szilvasi Gabor Gyorgy (HUN)

1st Period: 13 - 17

2nd Period: 14 - 15

ESP - Spain

Headcoach: FORNELL MUNOS Noella

Team time outs: 1

No.	Name	Total				Goals / Shots						Punishments			
		Points	Goals	Shots	%	1-Pt All	1-Pt Spin	Spin	Inflight	Specialist	Goalkeeper	P6m	SUS	RC	DQ
1	LLADRO FERNANDEZ Silvia														
3	BATISTA PORTERO Asunción	5	3	5	60	1 / 1		2 / 3	0 / 1						
5	CONEJERO GALAN Patricia	6	3	3	100			2 / 2	1 / 1						
6	CAÑO DOMINGUEZ Raquel	10	5	6	83			1 / 1	1 / 1			3 / 4	1		
7	HENANDEZ TORRICO Sara	6	3	4	75							3 / 4			
12	SOLANO CABALLERO Sonora Lucia														
13	SANCHEZ BARRIOS Andrea														
15	GARCIA TORO Maria Luisa													1	
17	CONEJERO GALAN Cristina		0	1	0			0 / 1							
25	SANHEZ HERNANDEZ Maria del Carmen														
Totals		27	14	19	74	1 / 1		5 / 7	2 / 3	3 / 4		3 / 4	2		

No.	Goalkeeper	Total			Saves / Shots						
		Saves	Shots	%	1-Pt All	1-Pt Spin	Spin	Inflight	Specialist	Goalkeeper	P6m
1	LLADRO FERNANDEZ Silvia	2	20	10	0 / 6	0 / 2	0 / 2	1 / 6	1 / 4		0 / 2
12	SOLANO CABALLERO Sonora Lucia	0	1	0							0 / 1
Totals		2	21	10	0 / 6	0 / 2	0 / 2	1 / 6	1 / 4		0 / 3

BRA - Brazil

Headcoach:

Team time outs: 1

No.	Name	Total				Goals / Shots						Punishments			
		Points	Goals	Shots	%	1-Pt All	1-Pt Spin	Spin	Inflight	Specialist	Goalkeeper	P6m	SUS	RC	DQ
2	SENA Nathalie	8	4	4	100				1 / 1			3 / 3	1		
3	SOUZA Camila	6	3	5	60					3 / 5					
4	ALENCAR Millena	5	3	4	75	1 / 1		0 / 1	2 / 2						
5	SCHEPPA Patricia	2	1	1	100				1 / 1						
6	SANTIAGO Renata		0	1	0				0 / 1						
7	FRAZAO Ingrid														
8	OLIVEIRA Juliana	2	1	1	100			1 / 1							
9	PIRES Cinthya	9	7	8	88	5 / 5	2 / 2	1 / 1	1 / 2						
10	BRAZ Carolina														
14	BARROS Jessica														
Totals		32	19	24	79	6 / 6	2 / 2	2 / 3	5 / 7	3 / 5		3 / 3	1		

No.	Goalkeeper	Total			Saves / Shots						
		Saves	Shots	%	1-Pt All	1-Pt Spin	Spin	Inflight	Specialist	Goalkeeper	P6m
7	FRAZAO Ingrid	2	16	13	0 / 1		2 / 7	0 / 2	0 / 3		0 / 3
Totals		2	16	13	0 / 1		2 / 7	0 / 2	0 / 3		0 / 3

Team Comparison

	1st Period				2nd Period			
	Spain		Brazil		Spain		Brazil	
	Goals/Shots	Eff %	Goals/Shots	Eff %	Goals/Shots	Eff %	Goals/Shots	Eff %
Inflight	1 / 2	50	4 / 4	100	1 / 1	100	1 / 3	33
Spin Shots	2 / 2	100	1 / 2	50	3 / 5	60	1 / 1	100
Specialist Shots	1 / 1	100	1 / 2	50	2 / 3	67	2 / 3	67
1-Point Shots	1 / 1	100	1 / 1	100			5 / 5	100
Goalkeeper Shots								
6-meter Shots	2 / 3	67	2 / 2	100	1 / 1	100	1 / 1	100
1-Point Spin Shots			1 / 1	100			1 / 1	100

Timing and Results provided by TISSOT



Match No.: 20 Court 1

Results

Spain 0 vs 2 Brazil

REFEREES:

Palkovits David (HUN)

Szilvasi Gabor Gyorgy (HUN)

1st Period: 13 - 17

2nd Period: 14 - 15

ESP - Spain

No.	Name	Technical skills					
		Ass	ST	BS	R6	P6	TO
1	LLADRO FERNANDEZ Silvia						
3	BATISTA PORTERO Asunción				1		1
5	CONEJERO GALAN Patricia	1					4
6	CAÑO DOMINGUEZ Raquel	1			2		4
7	HENANDEZ TORRICO Sara						1
12	SOLANO CABALLERO Sonora Lucia						
13	SANCHEZ BARRIOS Andrea						
15	GARCIA TORO Maria Luisa					1	
17	CONEJERO GALAN Cristina		1				1
25	SANHEZ HERNANDEZ Maria del Carmen						
Team							2
Totals		2	1		3	2	12

Running Score

ESP - BRA

1st Period

CANO DOMINGUEZ R.	2 : 0	
CONEJERO GALAN P.	2 : 2	ALENCAR M.
BATISTA PORTERO A.	4 : 2	PIRES C.
CONEJERO GALAN P.	4 : 3	SOUZA C.
CONEJERO GALAN P.	5 : 3	OLIVEIRA J.
HENANDEZ TORRICO S.	5 : 5	SENA N.
BATISTA PORTERO A.	5 : 7	SENA N.
CANO DOMINGUEZ R.	7 : 7	PIRES C.
CANO DOMINGUEZ R.	7 : 9	PIRES C.
CANO DOMINGUEZ R.	9 : 9	PIRES C.
CANO DOMINGUEZ R.	9 : 11	PIRES C.
CANO DOMINGUEZ R.	11 : 11	PIRES C.
CANO DOMINGUEZ R.	11 : 13	PIRES C.
CANO DOMINGUEZ R.	13 : 13	PIRES C.
CANO DOMINGUEZ R.	13 : 15	SCHEPPA P.
CANO DOMINGUEZ R.	13 : 17	SENA N.

BRA - Brazil

No.	Name	Technical skills					
		Ass	ST	BS	R6	P6	TO
2	SENA Nathalie				2		
3	SOUZA Camila	2					3
4	ALENCAR Millena	2					1
5	SCHEPPA Patricia		1				1
6	SANTIAGO Renata						
7	FRAZAO Ingrid						
8	OLIVEIRA Juliana						1
9	PIRES Cinthya						1
10	BRAZ Carolina		1				1
14	BARROS Jessica		1				1
Team							1
Totals		4	3		2	4	6

2nd Period

CANO DOMINGUEZ R.	2 : 0	
CANO DOMINGUEZ R.	4 : 0	
CANO DOMINGUEZ R.	4 : 1	ALENCAR M.
CANO DOMINGUEZ R.	4 : 3	PIRES C.
HENANDEZ TORRICO S.	6 : 3	SOUZA C.
HENANDEZ TORRICO S.	6 : 5	SOUZA C.
CONEJERO GALAN P.	6 : 7	SOUZA C.
CONEJERO GALAN P.	8 : 7	SENA N.
CONEJERO GALAN P.	8 : 9	PIRES C.
BATISTA PORTERO A.	8 : 10	PIRES C.
BATISTA PORTERO A.	10 : 10	PIRES C.
BATISTA PORTERO A.	10 : 11	PIRES C.
CANO DOMINGUEZ R.	10 : 11	PIRES C.
CANO DOMINGUEZ R.	12 : 11	PIRES C.
CANO DOMINGUEZ R.	12 : 13	ALENCAR M.
HENANDEZ TORRICO S.	14 : 13	PIRES C.
HENANDEZ TORRICO S.	14 : 14	PIRES C.
HENANDEZ TORRICO S.	14 : 15	PIRES C.

LEGEND

1-Pt	1-Point-Shots	1-Pt Spin	1-Point-Spinshots	—	Struck out Players did not play	%	Efficiency
Ass	Assists	BS	Blocked Shots	DQ	Disqualifications	GK	Goalkeeper
Ind	Individual	No	Shirt Number	P6	Penalty Fouls	P6m	6m Penalty Shots
R6	Received 6m-Fouls	RC	Red Cards	Spec	Specialist	ST	Steals
SUS	Suspension	Spin	Spinshots	TO	Turnover		

Timing and Results provided by TISSOT



Match No.: 13 Court 2

Results

Norway 2 vs 0 Chinese Taipei

REFEREES:

1st Period: 27 - 14
2nd Period: 24 - 13

NOR - Norway

Headcoach: BERG ANDREASSEN Eskil

No.	Name	Total				Goals / Shots							Punishments			
		Points	Goals	Shots	%	1-Pt All	1-Pt Spin	Spin	Inflight	Specialist	Goalkeeper	P6m	SUS	RC	DQ	
1	GULBRANDSEN Regina															
2	BLAASMO Katinka Haltvik	12	6	6	100			6 / 6								
3	HAMMERSTAD Elisabeth															
4	WELFLER Martine	10	5	8	63			5 / 7	0 / 1							
5	MARTINSEN Marielle															
6	AARDAHL Maren	11	6	6	100	1 / 1	1 / 1	2 / 2		1 / 1		2 / 2				
10	WERNERSEN Ida	2	1	2	50					1 / 2						
11	SMISTAD Marte															
15	GRANLUND Rikke															
20	RONNING Andrea	16	8	13	62			5 / 8	3 / 5							
Totals		51	26	35	74	1 / 1	1 / 1	18 / 23	3 / 6	2 / 3		2 / 2				

No.	Goalkeeper	Total			Saves / Shots						
		Saves	Shots	%	1-Pt All	1-Pt Spin	Spin	Inflight	Specialist	Goalkeeper	P6m
15	GRANLUND Rikke	9	24	38	0 / 3	0 / 3	7 / 13	1 / 5	1 / 3		
Totals		9	24	38	0 / 3	0 / 3	7 / 13	1 / 5	1 / 3		

TPE - Chinese Taipei

Headcoach: CHU Chi-En

No.	Name	Total				Goals / Shots							Punishments			
		Points	Goals	Shots	%	1-Pt All	1-Pt Spin	Spin	Inflight	Specialist	Goalkeeper	P6m	SUS	RC	DQ	
1	LIN Sz-Yu															
3	CHIANG Chia-Yun	15	8	13	62	1 / 1	1 / 1	3 / 6	4 / 6							
4	YU Li-Chuan	2	1	2	50					1 / 2						
7	HSIEH Nien-En															
8	CHEN Szu-Yu	2	1	2	50					1 / 2						
9	TANG Rou-An	5	3	7	43	1 / 2	1 / 1	2 / 5								
11	CHANG Yu-Hui															
13	HUANG Chih-Shan															
15	CHEN Shu-Fen															1
20	CHIEN Chen-Chen	3	2	5	40	1 / 1	1 / 1	1 / 4								
Totals		27	15	29	52	3 / 4	3 / 3	6 / 15	4 / 6	2 / 4						1

No.	Goalkeeper	Total			Saves / Shots						
		Saves	Shots	%	1-Pt All	1-Pt Spin	Spin	Inflight	Specialist	Goalkeeper	P6m
1	LIN Sz-Yu	5	31	16	0 / 1	0 / 1	3 / 21	2 / 5	0 / 2		0 / 2
Totals		5	31	16	0 / 1	0 / 1	3 / 21	2 / 5	0 / 2		0 / 2

Team Comparison

	1st Period				2nd Period			
	Norway		Chinese Taipei		Norway		Chinese Taipei	
	Goals/Shots	Eff %	Goals/Shots	Eff %	Goals/Shots	Eff %	Goals/Shots	Eff %
Inflight	2 / 3	67	3 / 4	75	1 / 3	33	1 / 2	50
Spin Shots	10 / 11	91	2 / 5	40	8 / 12	67	4 / 10	40
Specialist Shots	1 / 2	50	1 / 2	50	1 / 1	100	1 / 2	50
1-Point Shots	1 / 1	100	2 / 3	67			1 / 1	100
Goalkeeper Shots								
6-meter Shots					2 / 2	100		
1-Point Spin Shots	1 / 1	100	2 / 2	100			1 / 1	100

Timing and Results provided by  TISSOT



Match No.: 13 Court 2

Results

Norway 2 vs 0 Chinese Taipei

REFEREES:

1st Period: 27 - 14
2nd Period: 24 - 13

NOR - Norway

No.	Name	Technical skills					
		Ass	ST	BS	R6	P6	TO
1	GULBRANDSEN Regina						
2	BLAASMO Katinka Haltvik	3					
3	HAMMERSTAD Elisabeth						
4	WELFLER Martine	1			1		
5	MARTINSEN Marielle						
6	AARDAHL Maren						1
10	WERNERSEN Ida						
11	SMISTAD Marte	1					1
15	GRANLUND Rikke	1					
20	RONNING Andrea				1		2
Team							1
Totals		6			2		5

TPE - Chinese Taipei

No.	Name	Technical skills					
		Ass	ST	BS	R6	P6	TO
1	LIN Sz-Yu						
3	CHIANG Chia-Yun						
4	YU Li-Chuan						
7	HSIEH Nien-En						
8	CHEN Szu-Yu	1					
9	TANG Rou-An						
11	CHANG Yu-Hui						
13	HUANG Chih-Shan						
15	CHEN Shu-Fen					1	
20	CHIEN Chen-Chen	2	1				1
Team							2
Totals		3	1			1	3

Running Score

NOR - TPE

1st Period

AARDAHL M.	2	: 0
BLAASMO K.	4	: 0
WELFLER M.	4	: 2
CHIANG C.	6	: 2
BLAASMO K.	6	: 4
CHIANG C.	8	: 4
BLAASMO K.	8	: 5
CHIANG C.	10	: 5
BLAASMO K.	12	: 5
CHIANG C.	12	: 7
AARDAHL M.	13	: 7
BLAASMO K.	15	: 7
CHIANG C.	15	: 9
RONNING A.	17	: 9
RONNING A.	19	: 9
YU L.	19	: 11
CHIEN C.	19	: 13
BLAASMO K.	21	: 13
WELFLER M.	23	: 13
CHIEN C.	23	: 14
RONNING A.	25	: 14
WERNERSEN I.	27	: 14

2nd Period

AARDAHL M.	2	: 0
WELFLER M.	4	: 0
CHIANG C.	4	: 2
RONNING A.	6	: 2
RONNING A.	8	: 2
AARDAHL M.	10	: 2
CHIANG C.	10	: 4
TANG R.	10	: 6
TANG R.	10	: 7
WELFLER M.	12	: 7
CHIEN S.	12	: 9
AARDAHL M.	14	: 9
CHIANG C.	14	: 11
BLAASMO K.	16	: 11
TANG R.	16	: 13
RONNING A.	18	: 13
RONNING A.	20	: 13
WELFLER M.	22	: 13
RONNING A.	24	: 13

LEGEND

1-Pt	1-Point-Shots	1-Pt Spin	1-Point-Spinshots	—	Struck out Players did not play	%	Efficiency
Ass	Assists	BS	Blocked Shots	DQ	Disqualifications	GK	Goalkeeper
Ind	Individual	No	Shirt Number	P6	Penalty Fouls	P6m	6m Penalty Shots
R6	Received 6m-Fouls	RC	Red Cards	Spec	Specialist	ST	Steals
SUS	Suspension	Spin	Spinshots	TO	Turnover		

Timing and Results provided by TISSOT



Match No.: 14 Court 1

Results

Poland 0 vs 2 Spain

REFEREES:

Hani Shaker Majeed Hasan Shehab (BRN)
Hasan Shamsan Mohamed Shansam (BRN)

1st Period: 12 - 16

2nd Period: 10 - 17

POL - Poland

Headcoach: KARPINSKI Marek

Team time outs: 1

No.	Name	Total				Goals / Shots							Punishments		
		Points	Goals	Shots	%	1-Pt All	1-Pt Spin	Spin	Inflight	Specialist	Goalkeeper	P6m	SUS	RC	DQ
2	BARTKOWIAK Sylwia		0	2	0			0 / 2							
3	NOWICKA Ewa	11	6	11	55	1 / 1		2 / 6	1 / 1			2 / 3			
4	SOWA Paulina		0	2	0			0 / 1	0 / 1						
6	MAZUREK Paula	2	1	2	50			0 / 1		1 / 1					
8	ZAKOWSKA Lidia														
9	SLEZAK Alicia	9	5	10	50	1 / 1	1 / 1	3 / 6	0 / 2	1 / 1					
12	SLOTA Magdalena		0	1	0						0 / 1				
13	LAKOMY Weronika														
18	MASLOWSKA Katarzyna														
48	KRUPA Natalia														
Totals		22	12	28	43	2 / 2	1 / 1	5 / 16	1 / 4	2 / 2	0 / 1	2 / 3			

No.	Goalkeeper	Total			Saves / Shots						
		Saves	Shots	%	1-Pt All	1-Pt Spin	Spin	Inflight	Specialist	Goalkeeper	P6m
12	SLOTA Magdalena	5	16	31	1 / 4		0 / 2	1 / 3	3 / 5		0 / 2
48	KRUPA Natalia	2	9	22			0 / 3	2 / 3	0 / 2		0 / 1
Totals		7	25	28	1 / 4		0 / 5	3 / 6	3 / 7		0 / 3

ESP - Spain

Headcoach: FORNELL MUNOS Noella

No.	Name	Total				Goals / Shots							Punishments		
		Points	Goals	Shots	%	1-Pt All	1-Pt Spin	Spin	Inflight	Specialist	Goalkeeper	P6m	SUS	RC	DQ
1	LLADRO FERNANDEZ Silvia														
3	BATISTA PORTERO Asunción	8	4	9	44	0 / 1		3 / 3	1 / 5						
5	CONEJERO GALAN Patricia	6	3	4	75	0 / 1		1 / 1	2 / 2						
6	CAÑO DOMINGUEZ Raquel	11	7	9	78	3 / 4		0 / 1		1 / 1		3 / 3			
7	HENANDEZ TORRICO Sara	6	3	6	50			1 / 1		2 / 5					
12	SOLANO CABALLERO Sonora Lucia														
13	SANCHEZ BARRIOS Andrea														
15	GARCIA TORO Maria Luisa													1	
17	CONEJERO GALAN Cristina													1	
25	SANHEZ HERNANDEZ Maria del Carmen	2	1	1	100					1 / 1					
Totals		33	18	29	62	3 / 6		5 / 6	3 / 7	4 / 7		3 / 3	2		

No.	Goalkeeper	Total			Saves / Shots						
		Saves	Shots	%	1-Pt All	1-Pt Spin	Spin	Inflight	Specialist	Goalkeeper	P6m
1	LLADRO FERNANDEZ Silvia	11	23	48	0 / 2	0 / 1	7 / 12	3 / 4	0 / 2		1 / 3
Totals		11	23	48	0 / 2	0 / 1	7 / 12	3 / 4	0 / 2		1 / 3

Team Comparison

	1st Period				2nd Period			
	Poland		Spain		Poland		Spain	
	Goals/Shots	Eff %	Goals/Shots	Eff %	Goals/Shots	Eff %	Goals/Shots	Eff %
Inflight	0 / 1	0	1 / 3	33	1 / 3	33	2 / 4	50
Spin Shots	3 / 8	38	4 / 5	80	2 / 8	25	1 / 1	100
Specialist Shots	1 / 1	100	0 / 2	0	1 / 1	100	4 / 5	80
1-Point Shots	2 / 2	100					3 / 6	50
Goalkeeper Shots					0 / 1	0		
6-meter Shots	1 / 1	100	3 / 3	100	1 / 2	50		
1-Point Spin Shots	1 / 1	100						

Timing and Results provided by TISSOT



Match No.: 14 Court 1

Results

Poland 0 vs 2 Spain

REFEREES:

Hani Shaker Majeed Hasan Shehab (BRN)
Hasan Shamsan Mohamed Shansam (BRN)

1st Period: 12 - 16

2nd Period: 10 - 17

POL - Poland

No.	Name	Technical skills					
		Ass	ST	BS	R6	P6	TO
2	BARTKOWIAK Sylwia						
3	NOWICKA Ewa	1		1			1
4	SOWA Paulina						1
6	MAZUREK Paula						1
8	ZAKOWSKA Lidia						
9	SLEZAK Alicia					1	
12	SLOTA Magdalena						
13	LAKOMY Weronika						
18	MASLOWSKA Katarzyna					2	
48	KRUPA Natalia						
Team							
Totals		1		1		3	3

Running Score

POL - ESP

1st Period

SLEZAK A.	2	: 0
NOWICKA E.	4	: 0
	4	: 2
NOWICKA E.	5	: 2
	5	: 4
SLEZAK A.	6	: 4
	6	: 6
SLEZAK A.	6	: 8
	8	: 8
	8	: 10
	8	: 12
MAZUREK P.	10	: 12
	10	: 14
SLEZAK A.	12	: 14
	12	: 16

2nd Period

	0	: 2
	0	: 4
NOWICKA E.	2	: 4
	2	: 6
SLEZAK A.	4	: 6
	4	: 8
	4	: 10
	4	: 11
	4	: 13
	4	: 15
NOWICKA E.	6	: 15
	6	: 16
NOWICKA E.	8	: 16
NOWICKA E.	10	: 16
	10	: 17

ESP - Spain

No.	Name	Technical skills					
		Ass	ST	BS	R6	P6	TO
1	LLADRO FERNANDEZ Silvia						
3	BATISTA PORTERO Asunción						
5	CONEJERO GALAN Patricia	3					2
6	CAÑO DOMINGUEZ Raquel	3					
7	HENANDEZ TORRICO Sara						
12	SOLANO CABALLERO Sonora Lucia						
13	SANCHEZ BARRIOS Andrea						
15	GARCIA TORO Maria Luisa					2	
17	CONEJERO GALAN Cristina					1	
25	SANCHEZ HERNANDEZ Maria del Carmen						
Team							
Totals		6				3	2

LEGEND

1-Pt	1-Point-Shots	1-Pt Spin	1-Point-Spinshots	—	Struck out Players did not play	%	Efficiency
Ass	Assists	BS	Blocked Shots	DQ	Disqualifications	GK	Goalkeeper
Ind	Individual	No	Shirt Number	P6	Penalty Fouls	P6m	6m Penalty Shots
R6	Received 6m-Fouls	RC	Red Cards	Spec	Specialist	ST	Steals
SUS	Suspension	Spin	Spinshots	TO	Turnover		

Timing and Results provided by TISSOT



Match No.: 15 Court 2

Results

Argentina 2 vs 1 Australia

REFEREES:
Cardone Luciano (ITA)
Manuele Sebastiano (ITA)

1st Period: 16 - 13
2nd Period: 12 - 18
Shootout: 8 - 4

ARG - Argentina

Headcoach: COMPARONE Salvador

No.	Name	Total				Goals / Shots							Punishments		
		Points	Goals	Shots	%	1-Pt All	1-Pt Spin	Spin	Inflight	Specialist	Goalkeeper	P6m	SUS	RC	DQ
2	MIROTTA AGUSTINA	6	3	4	75				3 / 4						
6	ELIGES IVANA	4	2	3	67			1 / 1		1 / 2					
9	IBARRA FLORENCIA	2	1	1	100			1 / 1					1	1	
10	BARROS ROCIO	2	1	2	50			1 / 1		0 / 1					
12	BERICIO FLORENCIA	2	1	1	100						1 / 1				
13	MECCIA CELESTE	8	4	6	67			2 / 3	2 / 3						
15	AGUZZI DANIELA	8	7	11	64	6 / 6	3 / 3	0 / 3	1 / 2						
16	ROSSI CAROLINA	4	2	3	67			1 / 2	1 / 1						
20	SCORDAMAGLIA LUCIANA												1		
24	CARDENAS RAYEN														
Totals		36	21	31	68	6 / 6	3 / 3	6 / 11	7 / 10	1 / 3	1 / 1		2	1	

No.	Goalkeeper	Total			Saves / Shots						
		Saves	Shots	%	1-Pt All	1-Pt Spin	Spin	Inflight	Specialist	Goalkeeper	P6m
12	BERICIO FLORENCIA	4	20	20	0 / 2	0 / 1	2 / 5	0 / 5	2 / 5		0 / 3
13	MECCIA CELESTE	1	3	33			1 / 3				
Totals		6	25	24	0 / 3	0 / 1	4 / 9	0 / 5	2 / 5		0 / 3

AUS - Australia

Headcoach: MENSING Boris

Team time outs: 1

No.	Name	Total				Goals / Shots							Punishments		
		Points	Goals	Shots	%	1-Pt All	1-Pt Spin	Spin	Inflight	Specialist	Goalkeeper	P6m	SUS	RC	DQ
2	BIHLER Birte	6	3	5	60			0 / 1		3 / 4					
6	DOS SANTOS Daniela	17	9	11	82	1 / 1		1 / 3	4 / 4			3 / 3			
7	MEDJED Ana	3	2	3	67	1 / 1		1 / 2							
9	CHARLES Melanie														
11	VIANA Aline		0	1	0			0 / 1							
12	PLAYER LAura														
13	VERNAY Manon														
14	MCAFEE Madeleine		0	2	0					0 / 2					
15	SMILJANIC Vanja	7	4	7	57	1 / 1	1 / 1	2 / 4	1 / 2						
16	BOYD Rosalie														
22	COOPER Heather	2	1	3	33			1 / 3							
Totals		35	19	32	59	3 / 3	1 / 1	5 / 14	5 / 6	3 / 6		3 / 3			

No.	Goalkeeper	Total			Saves / Shots						
		Saves	Shots	%	1-Pt All	1-Pt Spin	Spin	Inflight	Specialist	Goalkeeper	P6m
2	BIHLER Birte										
12	PLAYER LAura	2	10	20	0 / 3		1 / 3	1 / 3	0 / 1		
13	VERNAY Manon	2	11	18	0 / 2	0 / 2	2 / 5	0 / 3		0 / 1	
15	SMILJANIC Vanja										
Totals		5	26	19	0 / 6	0 / 3	3 / 9	1 / 8	1 / 2	0 / 1	

Team Comparison

	1st Period				2nd Period			
	Argentina		Australia		Argentina		Australia	
	Goals/Shots	Eff %	Goals/Shots	Eff %	Goals/Shots	Eff %	Goals/Shots	Eff %
Inflight	4 / 6	67	3 / 4	75	3 / 4	75	2 / 2	100
Spin Shots	1 / 2	50	1 / 6	17	2 / 5	40	2 / 4	50
Specialist Shots	1 / 2	50	1 / 3	33	0 / 1	0	2 / 3	67
1-Point Shots	4 / 4	100	1 / 1	100	2 / 2	100	1 / 1	100
6-meter Shots			1 / 1	100			2 / 2	100

Report Created FRI 28 JUL 2017 11:05

the meeting place





Match No.: 15 Court 2

Results

Argentina 2 vs 1 Australia

REFEREES:

Cardone Luciano (ITA)
Manuele Sebastiano (ITA)

1st Period: 16 - 13

2nd Period: 12 - 18

Shootout: 8 - 4

ARG - Argentina

No.	Name	Technical skills					
		Ass	ST	BS	R6	P6	TO
2	MIROTTA AGUSTINA						1
6	ELIGES IVANA						
9	IBARRA FLORENCIA						
10	BARROS ROCIO	1					1
12	BERICIO FLORENCIA						
13	MECCIA CELESTE						
15	AGUZZI DANIELA	1					2
16	ROSSI CAROLINA						
20	SCORDAMAGLIA LUCIANA		1			1	
24	CARDENAS RAYEN						
Team							
Totals		2	1			1	4

AUS - Australia

No.	Name	Technical skills					
		Ass	ST	BS	R6	P6	TO
2	BIEHLER Birte						
6	DOS SANTOS Daniela						2
7	MEDJED Ana	1			1		
9	CHARLES Melanie						
11	VIANA Aline		1				
12	PLAYER LAura						
13	VERNAY Manon						
14	MCAFEE Madeleine						1
15	SMILJANIC Vanja	3	1		1		
16	BOYD Rosalie						
22	COOPER Heather						1
Team							1
Totals		4	2		2		5

Running Score

ARG - AUS

1st Period

MECCIA C.	2 : 0
2 : 1	MEDJED A.
ROSSI C.	4 : 1
MIROTTA A.	6 : 1
AGUZZI D.	7 : 1
ELIGES I.	9 : 1
9 : 3	DOS SANTOS D.
MIROTTA A.	11 : 3
11 : 5	BIEHLER B.
11 : 7	DOS SANTOS D.
MIROTTA A.	13 : 7
13 : 9	DOS SANTOS D.
AGUZZI D.	14 : 9
14 : 11	MEDJED A.
AGUZZI D.	15 : 11
AGUZZI D.	16 : 11
16 : 13	DOS SANTOS D.

2nd Period

0 : 2	SMILJANIC V.
0 : 4	DOS SANTOS D.
0 : 5	SMILJANIC V.
0 : 7	BIEHLER B.
MECCIA C.	2 : 7
IBARRA F.	4 : 7
4 : 9	DOS SANTOS D.
ROSSI C.	6 : 9
6 : 11	SMILJANIC V.
AGUZZI D.	8 : 11
8 : 13	DOS SANTOS D.
AGUZZI D.	9 : 13
9 : 14	DOS SANTOS D.
9 : 16	BIEHLER B.
MECCIA C.	11 : 16
11 : 18	DOS SANTOS D.
AGUZZI D.	12 : 18

Shootout

MECCIA C.	2 : 0
2 : 2	SMILJANIC V.
BARROS R.	4 : 2
4 : 4	COOPER H.
ELIGES I.	6 : 4
BERICIO F.	8 : 4

LEGEND							
1-Pt	1-Point-Shots	1-Pt Spin	1-Point-Spinshots	—	Struck out Players did not play	%	Efficiency
Ass	Assists	BS	Blocked Shots	DQ	Disqualifications	GK	Goalkeeper
Ind	Individual	No	Shirt Number	P6	Penalty Fouls	P6m	6m Penalty Shots
R6	Received 6m-Fouls	RC	Red Cards	Spec	Specialist	ST	Steals
SUS	Suspension	Spin	Spinshots	TO	Turnover		

Timing and Results provided by TISSOT



Match No.: 16 Court 1

Results

Brazil 2 vs 0 Tunisia

REFEREES:

Martinez Pablo (URU)
Monico Luis (URU)

1st Period: 28 - 10

2nd Period: 20 - 10

BRA - Brazil

Headcoach:

No.	Name	Total				Goals / Shots						Punishments			
		Points	Goals	Shots	%	1-Pt All	1-Pt Spin	Spin	Inflight	Specialist	Goalkeeper	P6m	SUS	RC	DQ
2	SENA Nathalie	2	1	1	100				1 / 1						
3	SOUZA Camila	10	5	7	71				1 / 1	4 / 6					
4	ALENCAR Millena	2	1	1	100				1 / 1						
5	SCHEPPA Patricia														
6	SANTIAGO Renata	16	8	10	80			1 / 1	7 / 9						
7	FRAZAO Ingrid	6	3	4	75						3 / 4				
8	OLIVEIRA Juliana	8	4	4	100			3 / 3		1 / 1					
9	PIRES Cinthya	2	1	2	50			1 / 2							
10	BRAZ Carolina	2	1	2	50			1 / 1	0 / 1						
14	BARROS Jessica														
Totals		48	24	31	77			6 / 7	10 / 13	5 / 7	3 / 4				

No.	Goalkeeper	Total			Saves / Shots						
		Saves	Shots	%	1-Pt All	1-Pt Spin	Spin	Inflight	Specialist	Goalkeeper	P6m
7	FRAZAO Ingrid	9	22	41	0 / 6		2 / 7	1 / 3	5 / 5		1 / 1
Totals		9	22	41	0 / 6		2 / 7	1 / 3	5 / 5		1 / 1

TUN - Tunisia

Headcoach: AYARI Hajer

No.	Name	Total				Goals / Shots						Punishments			
		Points	Goals	Shots	%	1-Pt All	1-Pt Spin	Spin	Inflight	Specialist	Goalkeeper	P6m	SUS	RC	DQ
1	ARFAOUI SAMIRA														
2	SALMI AMANI	6	4	8	50	2 / 2		1 / 2	1 / 3			0 / 1			
3	JEMMALI AMENI														
5	ROMDHAN HANEN	10	5	8	63			4 / 7	1 / 1						
9	CHEKIR SENDA FARAH		0	1	0					0 / 1					
11	AMERI SAFA														
14	MRAD MANEL														
20	FADHLOUN SINDA		0	4	0					0 / 4					
21	AMICHE BOUTHEINA	4	4	6	67	4 / 5		0 / 1							
88	OUERFELLI LEILA														
Totals		20	13	27	48	6 / 7		5 / 10	2 / 4	0 / 5		0 / 1			

No.	Goalkeeper	Total			Saves / Shots						
		Saves	Shots	%	1-Pt All	1-Pt Spin	Spin	Inflight	Specialist	Goalkeeper	P6m
1	ARFAOUI SAMIRA	2	8	25				0 / 4	2 / 3	0 / 1	
88	OUERFELLI LEILA	3	21	14			1 / 7	1 / 7	0 / 4	1 / 3	
Totals		5	29	17			1 / 7	1 / 11	2 / 7	1 / 4	

Team Comparison

	1st Period				2nd Period			
	Brazil		Tunisia		Brazil		Tunisia	
	Goals/Shots	Eff %	Goals/Shots	Eff %	Goals/Shots	Eff %	Goals/Shots	Eff %
Inflight	4 / 6	67	1 / 3	33	6 / 7	86	1 / 1	100
Spin Shots	6 / 6	100	3 / 6	50	0 / 1	0	2 / 4	50
Specialist Shots	2 / 2	100	0 / 4	0	3 / 5	60	0 / 1	0
1-Point Shots			2 / 2	100			4 / 5	80
Goalkeeper Shots	2 / 2	100			1 / 2	50		
6-meter Shots							0 / 1	0
1-Point Spin Shots								

Timing and Results provided by TISSOT



Match No.: 16 Court 1

Results

Brazil 2 vs 0 Tunisia

REFEREES:

Martinez Pablo (URU)
Monico Luis (URU)

1st Period: 28 - 10

2nd Period: 20 - 10

BRA - Brazil

No.	Name	Technical skills					
		Ass	ST	BS	R6	P6	TO
2	SENA Nathalie						
3	SOUZA Camila	1					2
4	ALENCAR Millena	4					1
5	SCHEPPA Patricia			3		1	1
6	SANTIAGO Renata						1
7	FRAZAO Ingrid						
8	OLIVEIRA Juliana	2					
9	PIRES Cinthya	2					
10	BRAZ Carolina						
14	BARROS Jessica						
Team							
Totals		9		3		1	5

TUN - Tunisia

No.	Name	Technical skills					
		Ass	ST	BS	R6	P6	TO
1	ARFAOUI SAMIRA						
2	SALMI AMANI						1
3	JEMMALI AMENI						
5	ROMDHAN HANEN						2
9	CHEKIR SENDA FARAH		3				2
11	AMERI SAFA						
14	MRAD MANEL	2					
20	FADHLOUN SINDA						1
21	AMICHE BOUTHEINA						1
88	OUERFELLI LEILA						
Team							
Totals		2	3				7

Running Score

BRA - TUN

1st Period

PIRES C.	2	: 0
OLIVEIRA J.	4	: 0
SOUZA C.	6	: 0
FRAZAO I.	8	: 0
8	: 1	AMICHE B.
SANTIAGO R.	10	: 1
10	: 3	ROMDHAN H.
SOUZA C.	12	: 3
SANTIAGO R.	14	: 3
SANTIAGO R.	16	: 3
OLIVEIRA J.	18	: 3
ALENCAR M.	20	: 3
20	: 4	AMICHE B.
20	: 6	ROMDHAN H.
OLIVEIRA J.	22	: 6
FRAZAO I.	24	: 6
24	: 8	ROMDHAN H.
SOUZA C.	26	: 8
26	: 10	ROMDHAN H.
BRAZ C.	28	: 10

2nd Period

SENA N.	2	: 0
SANTIAGO R.	4	: 0
SANTIAGO R.	6	: 0
6	: 1	AMICHE B.
SOUZA C.	8	: 1
FRAZAO I.	10	: 1
10	: 2	SALMI A.
SANTIAGO R.	12	: 2
12	: 4	ROMDHAN H.
12	: 6	SALMI A.
SANTIAGO R.	14	: 6
14	: 7	AMICHE B.
SOUZA C.	16	: 7
OLIVEIRA J.	18	: 7
18	: 9	SALMI A.
18	: 10	SALMI A.
SANTIAGO R.	20	: 10

LEGEND							
1-Pt	1-Point-Shots	1-Pt Spin	1-Point-Spinshots	—	Struck out Players did not play	%	Efficiency
Ass	Assists	BS	Blocked Shots	DQ	Disqualifications	GK	Goalkeeper
Ind	Individual	No	Shirt Number	P6	Penalty Fouls	P6m	6m Penalty Shots
R6	Received 6m-Fouls	RC	Red Cards	Spec	Specialist	ST	Steals
SUS	Suspension	Spin	Spinshots	TO	Turnover		

Timing and Results provided by TISSOT



Match No.: 1 Court 1

Results

Spain 2 vs 1 Argentina

REFEREES:

1st Period: 15 - 11
2nd Period: 9 - 13
Shootout: 5 - 4

ESP - Spain

Headcoach: FORNELL MUNOS Noella

Team time outs: 1

No.	Name	Total				Goals / Shots						Punishments			
		Points	Goals	Shots	%	1-Pt All	1-Pt Spin	Spin	Inflight	Specialist	Goalkeeper	P6m	SUS	RC	DQ
1	LLADRO FERNANDEZ Silvia														
3	BATISTA PORTERO Asunción	3	2	7	29	1 / 1	1 / 1	0 / 1	1 / 5						
5	CONEJERO GALAN Patricia	8	4	9	44			4 / 8	0 / 1						
6	CAÑO DOMINGUEZ Raquel	6	4	6	67	2 / 4		2 / 2							
7	HENANDEZ TORRICO Sara	4	2	2	100					2 / 2					
12	SOLANO CABALLERO Sonora Lucia														
13	SANCHEZ BARRIOS Andrea														
15	GARCIA TORO Maria Luisa	2	1	1	100			1 / 1							
17	CONEJERO GALAN Cristina		0	1	0			0 / 1							
25	SANHEZ HERNANDEZ Maria del Carmen	6	3	3	100					3 / 3					
Totals		29	16	29	55	3 / 5	1 / 1	7 / 13	1 / 6	5 / 5					

No.	Goalkeeper	Total			Saves / Shots						
		Saves	Shots	%	1-Pt All	1-Pt Spin	Spin	Inflight	Specialist	Goalkeeper	P6m
1	LLADRO FERNANDEZ Silvia	7	22	32	0 / 4		3 / 8	3 / 9	1 / 1		
3	BATISTA PORTERO Asunción	1	2	50			1 / 2				
Totals		8	24	33	0 / 4		4 / 10	3 / 9	1 / 1		

ARG - Argentina

Headcoach: COMPARONE Salvador

No.	Name	Total				Goals / Shots						Punishments			
		Points	Goals	Shots	%	1-Pt All	1-Pt Spin	Spin	Inflight	Specialist	Goalkeeper	P6m	SUS	RC	DQ
2	MIROTTA AGUSTINA	4	2	5	40			1 / 3	1 / 2						
6	ELIGES IVANA	2	1	2	50			1 / 1		0 / 1					
9	IBARRA FLORENCIA														
10	BARROS ROCIO		0	1	0			0 / 1							
12	BERICIO FLORENCIA		0	1	0						0 / 1		1		
13	MECCIA CELESTE	11	6	8	75	1 / 1		2 / 3	3 / 4						
15	AGUZZI DANIELA	6	3	9	33	0 / 1		1 / 2	2 / 6						
16	ROSSI CAROLINA	5	4	4	100	3 / 3		1 / 1							
20	SCORDAMAGLIA LUCIANA														
24	CARDENAS RAYEN														
Totals		28	16	30	53	4 / 5		6 / 11	6 / 12	0 / 1	0 / 1		1		

No.	Goalkeeper	Total			Saves / Shots						
		Saves	Shots	%	1-Pt All	1-Pt Spin	Spin	Inflight	Specialist	Goalkeeper	P6m
12	BERICIO FLORENCIA	8	22	36	1 / 4	0 / 1	2 / 7	5 / 6	0 / 5		
13	MECCIA CELESTE	0	2	0			0 / 2				
Totals		8	24	33	1 / 4	0 / 1	2 / 9	5 / 6	0 / 5		

Team Comparison

	1st Period				2nd Period			
	Spain		Argentina		Spain		Argentina	
	Goals/Shots	Eff %	Goals/Shots	Eff %	Goals/Shots	Eff %	Goals/Shots	Eff %
Inflight	1 / 1	100	3 / 7	43	0 / 5	0	3 / 5	60
Spin Shots	5 / 7	71	2 / 5	40	0 / 2	0	2 / 2	100
Specialist Shots	1 / 1	100			4 / 4	100	0 / 1	0
1-Point Shots	1 / 2	50	1 / 1	100	1 / 2	50	3 / 4	75
Goalkeeper Shots								
6-meter Shots								
1-Point Spin Shots					1 / 1	100		



Match No.: 1 Court 1

Results

Spain 2 vs 1 Argentina

REFEREES:

1st Period: 15 - 11
2nd Period: 9 - 13
Shootout: 5 - 4

ESP - Spain

No.	Name	Technical skills					
		Ass	ST	BS	R6	P6	TO
1	LLADRO FERNANDEZ Silvia						
3	BATISTA PORTERO Asunción						
5	CONEJERO GALAN Patricia						
6	CAÑO DOMINGUEZ Raquel	2					
7	HENANDEZ TORRICO Sara						
12	SOLANO CABALLERO Sonora Lucia						
13	SANCHEZ BARRIOS Andrea			1			
15	GARCIA TORO Maria Luisa						
17	CONEJERO GALAN Cristina						
25	SANHEZ HERNANDEZ Maria del Carmen						
Team							11
Totals		2		1			11

ARG - Argentina

No.	Name	Technical skills					
		Ass	ST	BS	R6	P6	TO
2	MIROTTA AGUSTINA						
6	ELIGES IVANA	1					
9	IBARRA FLORENCIA						
10	BARROS ROCIO			1			
12	BERICIO FLORENCIA						
13	MECCIA CELESTE						
15	AGUZZI DANIELA	1					
16	ROSSI CAROLINA	1					
20	SCORDAMAGLIA LUCIANA			1			
24	CARDENAS RAYEN						
Team							9
Totals		3		2			9

Running Score

ESP - ARG

1st Period

0 : 2	AGUZZI D.
2 : 2	CONEJERO GALAN P.
2 : 4	MIROTTA A.
4 : 4	CANO DOMINGUEZ R.
4 : 6	MECCIA C.
4 : 8	AGUZZI D.
6 : 8	CANO DOMINGUEZ R.
6 : 10	MIROTTA A.
8 : 10	CONEJERO GALAN P.
10 : 10	CONEJERO GALAN P.
12 : 10	HENANDEZ TORRICO S.
14 : 10	BATISTA PORTERO A.
14 : 11	MECCIA C.
15 : 11	CANO DOMINGUEZ R.

2nd Period

2 : 0	HENANDEZ TORRICO S.
2 : 2	MECCIA C.
3 : 2	BATISTA PORTERO A.
3 : 3	ROSSI C.
3 : 5	MECCIA C.
3 : 7	AGUZZI D.
5 : 7	SANHEZ HERNANDEZ M.
5 : 9	ROSSI C.
5 : 11	MECCIA C.
7 : 11	SANHEZ HERNANDEZ M.
7 : 12	ROSSI C.
7 : 13	ROSSI C.
9 : 13	SANHEZ HERNANDEZ M.

Shootout

0 : 2	MECCIA C.
2 : 2	GARCIA TORO M.
4 : 2	CONEJERO GALAN P.
4 : 4	ELIGES I.
5 : 4	CANO DOMINGUEZ R.

LEGEND							
1-Pt	1-Point-Shots	1-Pt Spin	1-Point-Spinshots	—	Struck out Players did not play	%	Efficiency
Ass	Assists	BS	Blocked Shots	DQ	Disqualifications	GK	Goalkeeper
Ind	Individual	No	Shirt Number	P6	Penalty Fouls	P6m	6m Penalty Shots
R6	Received 6m-Fouls	RC	Red Cards	Spec	Specialist	ST	Steals
SUS	Suspension	Spin	Spinshots	TO	Turnover		

Timing and Results provided by **TISSOT**



Match No.: 2 Court 2

Results

Norway 2 vs 0 Tunisia

REFEREES:

1st Period: 23 - 18
2nd Period: 17 - 13

NOR - Norway

Headcoach: BERG ANDREASSEN Eskil

Team time outs: 1

No.	Name	Total				Goals / Shots							Punishments				
		Points	Goals	Shots	%	1-Pt All	1-Pt Spin	Spin	Inflight	Specialist	Goalkeeper	P6m	SUS	RC	DQ		
1	GULBRANDSEN Regina																
2	BLAASMO Katinka Haltvik	10	5	5	100			5 / 5									
3	HAMMERSTAD Elisabeth																
4	WELFLER Martine	11	6	11	55	1 / 1		5 / 10									
5	MARTINSEN Marielle																
6	AARDAHL Maren	9	5	8	63	1 / 1	1 / 1	3 / 6		1 / 1							
10	WERNERSEN Ida	8	4	6	67			1 / 1		3 / 5							
11	SMISTAD Marte																
15	GRANLUND Rikke	2	1	2	50						1 / 2						
20	RONNING Andrea																
Totals		40	21	32	66	2 / 2	1 / 1	14 / 22		4 / 6	1 / 2						

No.	Goalkeeper	Total			Saves / Shots							
		Saves	Shots	%	1-Pt All	1-Pt Spin	Spin	Inflight	Specialist	Goalkeeper	P6m	
1	GULBRANDSEN Regina	1	8	13	0 / 2	0 / 2	0 / 2			1 / 3		0 / 1
15	GRANLUND Rikke	3	13	23	1 / 2	0 / 1	2 / 8	0 / 1				0 / 2
Totals		4	21	19	1 / 4	0 / 3	2 / 10	0 / 1		1 / 3		0 / 3

TUN - Tunisia

Headcoach: AYARI HAJER

No.	Name	Total				Goals / Shots							Punishments				
		Points	Goals	Shots	%	1-Pt All	1-Pt Spin	Spin	Inflight	Specialist	Goalkeeper	P6m	SUS	RC	DQ		
1	ARFAOUI SAMIRA																
2	SALMI AMANI	1	1	3	33	1 / 1	1 / 1	0 / 1	0 / 1								
3	JEMMALI AMENI	2	1	1	100			1 / 1									
5	ROMDHAN HANEN														1		
9	CHEKIR SENDA FARAH		0	1	0					0 / 1							
11	AMERI SAFA	6	3	4	75	0 / 1						3 / 3	1				
14	MRAD MANEL	8	4	4	100			3 / 3	1 / 1								
20	FADHLOUN SINDA	4	2	4	50					2 / 4							
21	AMICHE BOUTHEINA	10	6	8	75	2 / 2	2 / 2	4 / 6									
88	OUERFELLI LEILA																
Totals		31	17	25	68	3 / 4	3 / 3	8 / 11	1 / 2	2 / 5		3 / 3	2				

No.	Goalkeeper	Total			Saves / Shots							
		Saves	Shots	%	1-Pt All	1-Pt Spin	Spin	Inflight	Specialist	Goalkeeper	P6m	
88	OUERFELLI LEILA	6	27	22	0 / 2	0 / 1	5 / 19			1 / 5	0 / 1	
Totals		6	27	22	0 / 2	0 / 1	5 / 19			1 / 5	0 / 1	

Team Comparison

	1st Period				2nd Period			
	Norway		Tunisia		Norway		Tunisia	
	Goals/Shots	Eff %	Goals/Shots	Eff %	Goals/Shots	Eff %	Goals/Shots	Eff %
Inflight			0 / 1	0			1 / 1	100
Spin Shots	7 / 7	100	5 / 7	71	7 / 15	47	3 / 4	75
Specialist Shots	4 / 5	80	2 / 2	100	0 / 1	0	0 / 3	0
1-Point Shots	1 / 1	100	2 / 2	100	1 / 1	100	1 / 2	50
Goalkeeper Shots	0 / 1	0			1 / 1	100		
6-meter Shots			1 / 1	100			2 / 2	100
1-Point Spin Shots	1 / 1	100	2 / 2	100			1 / 1	100

Timing and Results provided by  TISSOT



Match No.: 2 Court 2

Results

Norway 2 vs 0 Tunisia

REFEREES:

1st Period: 23 - 18

2nd Period: 17 - 13

NOR - Norway

No.	Name	Technical skills					
		Ass	ST	BS	R6	P6	TO
1	GULBRANDSEN Regina		1				
2	BLAASMO Katinka Haltvik	1					2
3	HAMMERSTAD Elisabeth					1	
4	WELFLER Martine	1					2
5	MARTINSEN Marielle						
6	AARDAHL Maren		1				
10	WERNERSEN Ida						
11	SMISTAD Marte			3		1	
15	GRANLUND Rikke						
20	RONNING Andrea			2			1
Team							2
Totals		2	2	5		2	7

TUN - Tunisia

No.	Name	Technical skills					
		Ass	ST	BS	R6	P6	TO
1	ARFAOUI SAMIRA						
2	SALMI AMANI				1		
3	JEMMALI AMENI						
5	ROMDHAN HANEN						
9	CHEKIR SENDA FARAH						
11	AMERI SAFA		1				
14	MRAD MANEL		1		1		2
20	FADHLOUN SINDA						
21	AMICHE BOUTHEINA	1					
88	OUERFELLI LEILA						
Team							5
Totals		1	2		2		7

Running Score

NOR - TUN

1st Period

0 : 1	AMICHE B.
WELFLER M. 2 : 1	
WERNERSEN I. 4 : 1	
4 : 3	AMICHE B.
4 : 5	FADHLOUN S.
4 : 7	FADHLOUN S.
AARDAHL M. 5 : 7	
AARDAHL M. 7 : 7	
7 : 8	SALMI A.
7 : 10	AMICHE B.
BLAASMO K. 9 : 10	
9 : 12	AMERI S.
WERNERSEN I. 11 : 12	
BLAASMO K. 13 : 12	
WERNERSEN I. 15 : 12	
WELFLER M. 17 : 12	
17 : 14	MRAD M.
BLAASMO K. 19 : 14	
BLAASMO K. 21 : 14	
BLAASMO K. 23 : 14	
23 : 16	AMICHE B.
23 : 18	AMICHE B.

2nd Period

WELFLER M. 2 : 0	
2 : 2	JEMMALI A.
WELFLER M. 4 : 2	
4 : 4	AMERI S.
AARDAHL M. 6 : 4	
6 : 6	MRAD M.
AARDAHL M. 8 : 6	
8 : 8	AMERI S.
WELFLER M. 10 : 8	
GRANLUND R. 12 : 8	
12 : 10	MRAD M.
WERNERSEN I. 14 : 10	
14 : 11	AMICHE B.
AARDAHL M. 16 : 11	
16 : 13	MRAD M.
WELFLER M. 17 : 13	

LEGEND							
1-Pt	1-Point-Shots	1-Pt Spin	1-Point-Spinshots	—	Struck out Players did not play	%	Efficiency
Ass	Assists	BS	Blocked Shots	DQ	Disqualifications	GK	Goalkeeper
Ind	Individual	No	Shirt Number	P6	Penalty Fouls	P6m	6m Penalty Shots
R6	Received 6m-Fouls	RC	Red Cards	Spec	Specialist	ST	Steals
SUS	Suspension	Spin	Spinshots	TO	Turnover		

Timing and Results provided by TISSOT



Match No.: 3 Court 1

Results

Tunisia 0 vs 2 Spain

REFEREES:

1st Period: 6 - 15
2nd Period: 8 - 20

TUN - Tunisia

Headcoach: AYARI HAJER

No.	Name	Total				Goals / Shots						Punishments			
		Points	Goals	Shots	%	1-Pt All	1-Pt Spin	Spin	Inflight	Specialist	Goalkeeper	P6m	SUS	RC	DQ
1	ARFAOUI SAMIRA		0	2	0						0 / 2				
2	SALMI AMANI	2	1	3	33	0 / 1		1 / 1	0 / 1						
3	JEMMALI AMENI	1	1	2	50	1 / 1		0 / 1							
5	ROMDHAN HANEN														
9	CHEKIR SENDA FARAH	2	1	4	25					1 / 4					
11	AMERI SAFA	2	1	2	50			0 / 1				1 / 1			
14	MRAD MANEL	2	1	5	20			1 / 5							
20	FADHLOUN SINDA	4	2	3	67					2 / 3					
21	AMICHE BOUTHEINA	1	1	3	33	1 / 1		0 / 2							
88	OUERFELLI LEILA														
Totals		14	8	24	33	2 / 3		2 / 10	0 / 1	3 / 7	0 / 2	1 / 1			

No.	Goalkeeper	Total			Saves / Shots						
		Saves	Shots	%	1-Pt All	1-Pt Spin	Spin	Inflight	Specialist	Goalkeeper	P6m
1	ARFAOUI SAMIRA	2	12	17	1 / 1		0 / 3	0 / 1	1 / 6	0 / 1	
88	OUERFELLI LEILA	3	11	27	1 / 2		0 / 2	1 / 3	0 / 2	1 / 1	0 / 1
Totals		5	23	22	2 / 3		0 / 5	1 / 4	1 / 8	1 / 2	0 / 1

ESP - Spain

Headcoach: FORNELL MUNOS Noella

No.	Name	Total				Goals / Shots						Punishments			
		Points	Goals	Shots	%	1-Pt All	1-Pt Spin	Spin	Inflight	Specialist	Goalkeeper	P6m	SUS	RC	DQ
1	LLADRO FERNANDEZ Silvia														
3	BATISTA PORTERO Asunción	9	5	6	83	1 / 2		2 / 2	2 / 2						
5	CONEJERO GALAN Patricia	8	4	4	100			2 / 2	1 / 1	1 / 1					
6	CAÑO DOMINGUEZ Raquel	2	1	2	50				0 / 1			1 / 1			
7	HENANDEZ TORRICO Sara	6	3	8	38	0 / 1			0 / 1	3 / 5	0 / 1				
12	SOLANO CABALLERO Sonora Lucia	4	2	5	40					1 / 1	1 / 4				
13	SANCHEZ BARRIOS Andrea														
15	GARCIA TORO Maria Luisa														
17	CONEJERO GALAN Cristina	2	1	1	100			1 / 1							
25	SANHEZ HERNANDEZ Maria del Carmen	4	2	5	40					2 / 5					
Totals		35	18	31	58	1 / 3		5 / 5	3 / 5	7 / 12	1 / 5	1 / 1			

No.	Goalkeeper	Total			Saves / Shots						
		Saves	Shots	%	1-Pt All	1-Pt Spin	Spin	Inflight	Specialist	Goalkeeper	P6m
1	LLADRO FERNANDEZ Silvia	9	17	53	1 / 3		4 / 6	1 / 1	2 / 5	1 / 1	0 / 1
Totals		9	17	53	1 / 3		4 / 6	1 / 1	2 / 5	1 / 1	0 / 1

Team Comparison

	1st Period				2nd Period			
	Tunisia		Spain		Tunisia		Spain	
	Goals/Shots	Eff %	Goals/Shots	Eff %	Goals/Shots	Eff %	Goals/Shots	Eff %
Inflight			2 / 4	50	0 / 1	0	1 / 1	100
Spin Shots	0 / 5	0	2 / 2	100	2 / 5	40	3 / 3	100
Specialist Shots	1 / 3	33	2 / 5	40	2 / 4	50	5 / 7	71
1-Point Shots	2 / 2	100	1 / 2	50	0 / 1	0	0 / 1	0
Goalkeeper Shots			0 / 2	0	0 / 2	0	1 / 3	33
6-meter Shots	1 / 1	100	1 / 1	100				
1-Point Spin Shots								

Timing and Results provided by  TISSOT



Match No.: 3 Court 1

Results

Tunisia 0 vs 2 Spain

REFEREES:

1st Period: 6 - 15
2nd Period: 8 - 20

TUN - Tunisia

No.	Name	Technical skills					
		Ass	ST	BS	R6	P6	TO
1	ARFAOUI SAMIRA						
2	SALMI AMANI						3
3	JEMMALI AMENI	1					1
5	ROMDHAN HANEN						
9	CHEKIR SENDA FARAH						
11	AMERI SAFA		1				1
14	MRAD MANEL		1				2
20	FADHLOUN SINDA						2
21	AMICHE BOUTHEINA						3
88	OUERFELLI LEILA						
Team							
Totals		1	2				12

ESP - Spain

No.	Name	Technical skills					
		Ass	ST	BS	R6	P6	TO
1	LLADRO FERNANDEZ Silvia			1			
3	BATISTA PORTERO Asunción			1			
5	CONEJERO GALAN Patricia	2					
6	CAÑO DOMINGUEZ Raquel	3					4
7	HENANDEZ TORRICO Sara						
12	SOLANO CABALLERO Sonora Lucia						
13	SANCHEZ BARRIOS Andrea						
15	GARCIA TORO Maria Luisa		1				1
17	CONEJERO GALAN Cristina						
25	SANCHEZ HERNANDEZ Maria del Carmen						2
Team							
Totals		5	1	2			7

Running Score

TUN - ESP

1st Period

0 : 2	SOLANO CABALLERO S.
JEMMALI A. 1 : 2	
1 : 4	CANO DOMINGUEZ R.
AMICHE B. 2 : 4	
2 : 6	CONEJERO GALAN P.
2 : 8	BATISTA PORTERO A.
FADHLOUN S. 4 : 8	
4 : 10	CONEJERO GALAN P.
4 : 11	BATISTA PORTERO A.
AMERI S. 6 : 11	
6 : 13	BATISTA PORTERO A.
6 : 15	BATISTA PORTERO A.

2nd Period

0 : 2	HENANDEZ TORRICO S.
0 : 4	BATISTA PORTERO A.
SALMI A. 2 : 4	
2 : 6	SANCHEZ HERNANDEZ M.
FADHLOUN S. 4 : 6	
4 : 8	SOLANO CABALLERO S.
4 : 10	CONEJERO GALAN C.
4 : 12	HENANDEZ TORRICO S.
CHEKIR S. 6 : 12	
6 : 14	SANCHEZ HERNANDEZ M.
6 : 16	CONEJERO GALAN P.
6 : 18	HENANDEZ TORRICO S.
MRAD M. 8 : 18	
8 : 20	CONEJERO GALAN P.

LEGEND							
1-Pt	1-Point-Shots	1-Pt Spin	1-Point-Spinshots	—	Struck out Players did not play	%	Efficiency
Ass	Assists	BS	Blocked Shots	DQ	Disqualifications	GK	Goalkeeper
Ind	Individual	No	Shirt Number	P6	Penalty Fouls	P6m	6m Penalty Shots
R6	Received 6m-Fouls	RC	Red Cards	Spec	Specialist	ST	Steals
SUS	Suspension	Spin	Spinshots	TO	Turnover		

Timing and Results provided by  TISSOT



Match No.: 4 Court 2

Results

Norway 2 vs 0 Argentina

REFEREES:

1st Period: 20 - 18
2nd Period: 19 - 15

NOR - Norway

Headcoach: BERG ANDREASSEN Eskil

Team time outs: 2

No.	Name	Total				Goals / Shots						Punishments				
		Points	Goals	Shots	%	1-Pt All	1-Pt Spin	Spin	Inflight	Specialist	Goalkeeper	P6m	SUS	RC	DQ	
1	GULBRANDSEN Regina															
2	BLAASMO Katinka Haltvik	2	1	2	50			1 / 1				0 / 1				
3	HAMMERSTAD Elisabeth	2	1	1	100			1 / 1								
4	WELFLER Martine	12	6	12	50	0 / 1		6 / 11								
5	MARTINSEN Marielle															
6	AARDAHL Maren	19	10	12	83	1 / 1	1 / 1	9 / 11								
10	WERNERSEN Ida	4	2	3	67					2 / 3						
11	SMISTAD Marte												1	1		
15	GRANLUND Rikke															
20	RONNING Andrea															
Totals		39	20	30	67	1 / 2	1 / 1	17 / 24		2 / 3		0 / 1	1	1		

No.	Goalkeeper	Total			Saves / Shots							
		Saves	Shots	%	1-Pt All	1-Pt Spin	Spin	Inflight	Specialist	Goalkeeper	P6m	
15	GRANLUND Rikke	8	25	32	0 / 1		3 / 8	5 / 16				
Totals		8	25	32	0 / 1		3 / 8	5 / 16				

ARG - Argentina

Headcoach: COMPARONE Salvador

Team time outs: 2

No.	Name	Total				Goals / Shots						Punishments				
		Points	Goals	Shots	%	1-Pt All	1-Pt Spin	Spin	Inflight	Specialist	Goalkeeper	P6m	SUS	RC	DQ	
2	MIROTTA AGUSTINA	6	3	3	100			1 / 1	2 / 2							
6	ELIGES IVANA	2	1	1	100			1 / 1								
9	IBARRA FLORENCIA															
10	BARROS ROCIO		0	1	0					0 / 1						
12	BERICIO FLORENCIA															
13	MECCIA CELESTE	11	6	7	86	1 / 1		1 / 1	4 / 5							
15	AGUZZI DANIELA	6	3	6	50			1 / 2	2 / 4							
16	ROSSI CAROLINA	8	4	9	44			1 / 3	3 / 6							
20	SCORDAMAGLIA LUCIANA															
24	CARDENAS RAYEN															
Totals		33	17	27	63	1 / 1		5 / 8	11 / 17	0 / 1						

No.	Goalkeeper	Total			Saves / Shots						
		Saves	Shots	%	1-Pt All	1-Pt Spin	Spin	Inflight	Specialist	Goalkeeper	P6m
12	BERICIO FLORENCIA	7	27	26	1 / 2	0 / 1	5 / 22		0 / 2		1 / 1
Totals		7	27	26	1 / 2	0 / 1	5 / 22		0 / 2		1 / 1

Team Comparison

	1st Period				2nd Period			
	Norway		Argentina		Norway		Argentina	
	Goals/Shots	Eff %	Goals/Shots	Eff %	Goals/Shots	Eff %	Goals/Shots	Eff %
Inflight			6 / 9	67			5 / 8	63
Spin Shots	9 / 12	75	3 / 4	75	8 / 12	67	2 / 4	50
Specialist Shots	1 / 2	50	0 / 1	0	1 / 1	100		
1-Point Shots	0 / 1	0			1 / 1	100	1 / 1	100
Goalkeeper Shots								
6-meter Shots					0 / 1	0		
1-Point Spin Shots					1 / 1	100		

Timing and Results provided by  TISSOT



Match No.: 4 Court 2

Results

Norway 2 vs 0 Argentina

REFEREES:

1st Period: 20 - 18
2nd Period: 19 - 15

NOR - Norway

No.	Name	Technical skills						TO
		Ass	ST	BS	R6	P6		
1	GULBRANDSEN Regina							
2	BLAASMO Katinka Haltvik	3					2	
3	HAMMERSTAD Elisabeth							
4	WELFLER Martine	1					1	
5	MARTINSEN Marielle							
6	AARDAHL Maren							
10	WERNERSEN Ida							
11	SMISTAD Marte							
15	GRANLUND Rikke		1					
20	RONNING Andrea		2					
Team							1	
Totals		4	3				4	

ARG - Argentina

No.	Name	Technical skills						TO
		Ass	ST	BS	R6	P6		
2	MIROTTA AGUSTINA							
6	ELIGES IVANA	2						
9	IBARRA FLORENCIA							
10	BARROS ROCIO	3					4	
12	BERICIO FLORENCIA							
13	MECCIA CELESTE							
15	AGUZZI DANIELA	2					3	
16	ROSSI CAROLINA							
20	SCORDAMAGLIA LUCIANA							
24	CARDENAS RAYEN							
Team								
Totals		7					7	

Running Score

NOR - ARG

1st Period

0 : 2	MECCIA C.
0 : 4	AGUZZI D.
AARDAHL M. 2 : 4	
2 : 6	AGUZZI D.
WELFLER M. 4 : 6	
4 : 8	MIROTTA A.
AARDAHL M. 6 : 8	
HAMMERSTAD E. 8 : 8	
AARDAHL M. 10 : 8	
10 : 10	MIROTTA A.
AARDAHL M. 12 : 10	
12 : 12	AGUZZI D.
WERNERSEN I. 14 : 12	
WELFLER M. 16 : 12	
16 : 14	MECCIA C.
WELFLER M. 18 : 14	
18 : 16	MIROTTA A.
BLAASMO K. 20 : 16	
20 : 18	MECCIA C.

2nd Period

WELFLER M. 2 : 0	
2 : 2	MECCIA C.
AARDAHL M. 4 : 2	
WELFLER M. 6 : 2	
6 : 4	ROSSI C.
6 : 6	ROSSI C.
AARDAHL M. 7 : 6	
AARDAHL M. 9 : 6	
9 : 7	MECCIA C.
AARDAHL M. 11 : 7	
11 : 9	MECCIA C.
AARDAHL M. 13 : 9	
13 : 11	ELIGES I.
WERNERSEN I. 15 : 11	
15 : 13	ROSSI C.
WELFLER M. 17 : 13	
AARDAHL M. 19 : 13	
19 : 15	ROSSI C.

LEGEND								
1-Pt	1-Point-Shots	1-Pt Spin	1-Point-Spinshots	—	Struck out	Players did not play	%	Efficiency
Ass	Assists	BS	Blocked Shots	DQ	Disqualifications	GK	Goalkeeper	
Ind	Individual	No	Shirt Number	P6	Penalty Fouls	P6m	6m Penalty Shots	
R6	Received 6m-Fouls	RC	Red Cards	Spec	Specialist	ST	Steals	
SUS	Suspension	Spin	Spinshots	TO	Turnover			

Timing and Results provided by  TISSOT



Match No.: 5 Court 1

Results

Spain 0 vs 2 Norway

REFEREES:
Heel Al (QAT)
Yazeedi Al (QAT)

1st Period: 9 - 13
2nd Period: 10 - 12

ESP - Spain

Headcoach: FORNELL MUNOS Noella

Team time outs: 1

No.	Name	Total				Goals / Shots						Punishments			
		Points	Goals	Shots	%	1-Pt All	1-Pt Spin	Spin	Inflight	Specialist	Goalkeeper	P6m	SUS	RC	DQ
1	LLADRO FERNANDEZ Silvia														
3	BATISTA PORTERO Asunción	2	1	3	33			1 / 2	0 / 1						
5	CONEJERO GALAN Patricia	9	5	9	56	1 / 1		2 / 5	2 / 3						
6	CAÑO DOMINGUEZ Raquel	8	4	7	57	0 / 1		3 / 4		0 / 1		1 / 1			
7	HENANDEZ TORRICO Sara														
12	SOLANO CABALLERO Sonora Lucia														
13	SANCHEZ BARRIOS Andrea														
15	GARCIA TORO Maria Luisa														
17	CONEJERO GALAN Cristina														
25	SANHEZ HERNANDEZ Maria del Carmen		0	1	0	0 / 1									
Totals		19	10	20	50	1 / 3		6 / 11	2 / 4	0 / 1		1 / 1			

No.	Goalkeeper	Total			Saves / Shots						
		Saves	Shots	%	1-Pt All	1-Pt Spin	Spin	Inflight	Specialist	Goalkeeper	P6m
1	LLADRO FERNANDEZ Silvia	4	16	25	0 / 1		3 / 10		1 / 5		
12	SOLANO CABALLERO Sonora Lucia	0	1	0							0 / 1
Totals		4	17	24	0 / 1		3 / 10		1 / 5		0 / 1

NOR - Norway

Headcoach: BERG ANDREASSEN Eskil


Team time outs: 1

No.	Name	Total				Goals / Shots						Punishments			
		Points	Goals	Shots	%	1-Pt All	1-Pt Spin	Spin	Inflight	Specialist	Goalkeeper	P6m	SUS	RC	DQ
1	GULBRANDSEN Regina														
2	BLAASMO Katinka Haltvik	4	2	2	100			2 / 2							
3	HAMMERSTAD Elisabeth												1	1	
4	WELFLER Martine	4	2	9	22			2 / 9							
5	MARTINSEN Marielle														
6	AARDAHL Maren	9	5	7	71	1 / 1		3 / 5				1 / 1			
10	WERNERSEN Ida	6	3	8	38					3 / 8					
11	SMISTAD Marte												1		
15	GRANLUND Rikke														
20	RONNING Andrea	2	1	1	100					1 / 1			1	1	
Totals		25	13	27	48	1 / 1		7 / 16		4 / 9		1 / 1	3	2	

No.	Goalkeeper	Total			Saves / Shots						
		Saves	Shots	%	1-Pt All	1-Pt Spin	Spin	Inflight	Specialist	Goalkeeper	P6m
1	GULBRANDSEN Regina	5	13	38			4 / 9	1 / 3			0 / 1
Totals		7	17	41	1 / 2		4 / 10	1 / 3	1 / 1		0 / 1

Team Comparison

	1st Period				2nd Period			
	Spain		Norway		Spain		Norway	
	Goals/Shots	Eff %	Goals/Shots	Eff %	Goals/Shots	Eff %	Goals/Shots	Eff %
Inflight	2 / 4	50						
Spin Shots	2 / 5	40	5 / 10	50	4 / 6	67	2 / 6	33
Specialist Shots	0 / 1	0	0 / 2	0			4 / 7	57
1-Point Shots	1 / 2	50	1 / 1	100	0 / 1	0		
Goalkeeper Shots								
6-meter Shots			1 / 1	100	1 / 1	100		
1-Point Spin Shots								

Timing and Results provided by  TISSOT



Match No.: 5 Court 1

Results

Spain 0 vs 2 Norway

REFEREES:

Heel Al (QAT)

Yazeedi Al (QAT)

1st Period: 9 - 13

2nd Period: 10 - 12

ESP - Spain

No.	Name	Technical skills					
		Ass	ST	BS	R6	P6	TO
1	LLADRO FERNANDEZ Silvia						
3	BATISTA PORTERO Asunción			3	1		3
5	CONEJERO GALAN Patricia						2
6	CAÑO DOMINGUEZ Raquel	2					4
7	HENANDEZ TORRICO Sara						1
12	SOLANO CABALLERO Sonora Lucia						
13	SANCHEZ BARRIOS Andrea						1
15	GARCIA TORO Maria Luisa		1	3			
17	CONEJERO GALAN Cristina						
25	SANHEZ HERNANDEZ Maria del Carmen						
Team							
Totals		2	1	6	1		11

NOR - Norway

No.	Name	Technical skills					
		Ass	ST	BS	R6	P6	TO
1	GULBRANDSEN Regina						
2	BLAASMO Katinka Haltvik						4
3	HAMMERSTAD Elisabeth		2				
4	WELFLER Martine	1					1
5	MARTINSEN Marielle						
6	AARDAHL Maren						1
10	WERNERSEN Ida						
11	SMISTAD Marte						
15	GRANLUND Rikke						
20	RONNING Andrea						
Team							
Totals		1	2				6

Running Score

ESP - NOR

1st Period

0 : 2	AARDAHL M.
1 : 2	CONEJERO GALAN P.
1 : 4	WELFLER M.
1 : 6	AARDAHL M.
3 : 6	CANO DOMINGUEZ R.
5 : 6	CONEJERO GALAN P.
5 : 8	AARDAHL M.
5 : 10	AARDAHL M.
7 : 10	CONEJERO GALAN P.
7 : 12	BLAASMO K.
9 : 12	CONEJERO GALAN P.
9 : 13	AARDAHL M.

2nd Period

2 : 0	CONEJERO GALAN P.
2 : 2	WELFLER M.
2 : 4	WERNERSEN I.
4 : 4	CANO DOMINGUEZ R.
4 : 6	BLAASMO K.
6 : 6	CANO DOMINGUEZ R.
6 : 8	RONNING A.
8 : 8	BATISTA PORTERO A.
8 : 10	WERNERSEN I.
10 : 10	CANO DOMINGUEZ R.
10 : 12	WERNERSEN I.

LEGEND							
1-Pt	1-Point-Shots	1-Pt Spin	1-Point-Spinshots	—	Struck out Players did not play	%	Efficiency
Ass	Assists	BS	Blocked Shots	DQ	Disqualifications	GK	Goalkeeper
Ind	Individual	No	Shirt Number	P6	Penalty Fouls	P6m	6m Penalty Shots
R6	Received 6m-Fouls	RC	Red Cards	Spec	Specialist	ST	Steals
SUS	Suspension	Spin	Spinshots	TO	Turnover		

Timing and Results provided by TISSOT



Match No.: 6 Court 2

Results

Argentina 2 vs 0 Tunisia

REFEREES:

Gawel Adyta (POL)

Jaworska Edyta Wieslawa (POL)

1st Period: 16 - 15

2nd Period: 16 - 6

ARG - Argentina

Headcoach: COMPARONE Salvador

No.	Name	Total				Goals / Shots							Punishments		
		Points	Goals	Shots	%	1-Pt All	1-Pt Spin	Spin	Inflight	Specialist	Goalkeeper	P6m	SUS	RC	DQ
2	MIROTTA AGUSTINA	2	1	2	50				1 / 2						
6	ELIGES IVANA	4	2	3	67					2 / 3					
9	IBARRA FLORENCIA														
10	BARROS ROCIO	2	1	1	100					1 / 1					
12	BERICIO FLORENCIA														
13	MECCIA CELESTE	10	5	5	100			2 / 2	3 / 3						
15	AGUZZI DANIELA	9	6	10	60	3 / 4		1 / 3	2 / 3						
16	ROSSI CAROLINA	5	4	5	80	3 / 3	2 / 2		1 / 2						
20	SCORDAMAGLIA LUCIANA														
24	CARDENAS RAYEN														
Totals		32	19	26	73	6 / 7	2 / 2	3 / 5	7 / 10	3 / 4					

No.	Goalkeeper	Total			Saves / Shots							
		Saves	Shots	%	1-Pt All	1-Pt Spin	Spin	Inflight	Specialist	Goalkeeper	P6m	
12	BERICIO FLORENCIA	8	20	40	0 / 3	0 / 2	3 / 6	1 / 2	3 / 8			1 / 1
Totals		8	20	40	0 / 3	0 / 2	3 / 6	1 / 2	3 / 8			1 / 1

TUN - Tunisia


Headcoach: AYARI Hajer

No.	Name	Total				Goals / Shots							Punishments		
		Points	Goals	Shots	%	1-Pt All	1-Pt Spin	Spin	Inflight	Specialist	Goalkeeper	P6m	SUS	RC	DQ
1	ARFAOUI SAMIRA														
2	SALMI AMANI	3	2	3	67	1 / 1			1 / 2						
3	JEMMALI AMENI	4	2	4	50			2 / 4							
5	ROMDHAN HANEN	2	1	5	20			1 / 4	0 / 1						
9	CHEKIR SENDA FARAH	2	1	3	33					1 / 3					
11	AMERI SAFA		0	1	0							0 / 1			
14	MRAD MANEL														
20	FADHLOUN SINDA	8	4	11	36					4 / 11					
21	AMICHE BOUTHEINA	2	2	4	50	2 / 2	2 / 2	0 / 2							
88	OUERFELLI LEILA		0	1	0							0 / 1			
Totals		21	12	32	38	3 / 3	2 / 2	3 / 10	1 / 3	5 / 14	0 / 1	0 / 1			

No.	Goalkeeper	Total			Saves / Shots							
		Saves	Shots	%	1-Pt All	1-Pt Spin	Spin	Inflight	Specialist	Goalkeeper	P6m	
1	ARFAOUI SAMIRA	2	6	33	0 / 2		0 / 1	1 / 2	1 / 1			
88	OUERFELLI LEILA	5	20	25	1 / 5	0 / 2	2 / 4	2 / 8	0 / 3			
Totals		7	26	27	1 / 7	0 / 2	2 / 5	3 / 10	1 / 4			

Team Comparison

	1st Period				2nd Period			
	Argentina		Tunisia		Argentina		Tunisia	
	Goals/Shots	Eff %	Goals/Shots	Eff %	Goals/Shots	Eff %	Goals/Shots	Eff %
Inflight	5 / 6	83	1 / 2	50	2 / 4	50	0 / 1	0
Spin Shots	1 / 3	33	1 / 4	25	2 / 2	100	2 / 6	33
Specialist Shots	1 / 1	100	4 / 7	57	2 / 3	67	1 / 7	14
1-Point Shots	2 / 2	100	3 / 3	100	4 / 5	80		
Goalkeeper Shots							0 / 1	0
6-meter Shots							0 / 1	0
1-Point Spin Shots			2 / 2	100	2 / 2	100		

Timing and Results provided by  TISSOT



Match No.: 6 Court 2

Results

Argentina 2 vs 0 Tunisia

REFEREES:

Gawel Adyta (POL)

Jaworska Edyta Wieslawa (POL)

1st Period: 16 - 15

2nd Period: 16 - 6

ARG - Argentina

No.	Name	Technical skills						TO
		Ass	ST	BS	R6	P6		
2	MIROTTA AGUSTINA							1
6	ELIGES IVANA							
9	IBARRA FLORENCIA			1			1	
10	BARROS ROCIO							
12	BERICIO FLORENCIA							
13	MECCIA CELESTE							2
15	AGUZZI DANIELA	2						1
16	ROSSI CAROLINA			1				
20	SCORDAMAGLIA LUCIANA		1					
24	CARDENAS RAYEN							
Team								1
Totals		2	1	2			1	5

TUN - Tunisia

No.	Name	Technical skills						TO
		Ass	ST	BS	R6	P6		
1	ARFAOUI SAMIRA							
2	SALMI AMANI							2
3	JEMMALI AMENI							
5	ROMDHAN HANEN							
9	CHEKIR SENDA FARAH							
11	AMERI SAFA				1			
14	MRAD MANEL		1					
20	FADHLOUN SINDA							1
21	AMICHE BOUTHEINA							
88	OUERFELLI LEILA							
Team								
Totals			1		1			3

Running Score

ARG - TUN

1st Period

MECCIA C.	2	: 0	
ELIGES I.	4	: 0	
	4	: 2	FADHLOUN S.
	4	: 4	FADHLOUN S.
AGUZZI D.	6	: 4	
AGUZZI D.	8	: 4	
	8	: 6	FADHLOUN S.
MECCIA C.	10	: 6	
	10	: 8	SALMI A.
MIROTTA A.	12	: 8	
	12	: 9	AMICHE B.
	12	: 10	SALMI A.
	12	: 11	AMICHE B.
	12	: 13	ROMDHAN H.
AGUZZI D.	14	: 13	
ROSSI C.	15	: 13	
AGUZZI D.	16	: 13	
	16	: 15	FADHLOUN S.

2nd Period

	0	: 2	JEMMALI A.
BARROS R.	2	: 2	
ROSSI C.	3	: 2	
ELIGES I.	5	: 2	
MECCIA C.	7	: 2	
ROSSI C.	8	: 2	
	8	: 4	CHEKIR S.
MECCIA C.	10	: 4	
AGUZZI D.	11	: 4	
AGUZZI D.	12	: 4	
	12	: 6	JEMMALI A.
ROSSI C.	14	: 6	
MECCIA C.	16	: 6	

LEGEND

1-Pt	1-Point-Shots	1-Pt Spin	1-Point-Spinshots	—	Struck out Players did not play	%	Efficiency
Ass	Assists	BS	Blocked Shots	DQ	Disqualifications	GK	Goalkeeper
Ind	Individual	No	Shirt Number	P6	Penalty Fouls	P6m	6m Penalty Shots
R6	Received 6m-Fouls	RC	Red Cards	Spec	Specialist	ST	Steals
SUS	Suspension	Spin	Spinshots	TO	Turnover		

Timing and Results provided by TISSOT



Match No.: 7 Court 1

Results

Chinese Taipei 0 vs 2 Poland

REFEREES:

1st Period: 11 - 26
2nd Period: 10 - 15

TPE - Chinese Taipei

Headcoach: CHU Chi-En

No.	Name	Total				Goals / Shots							Punishments		
		Points	Goals	Shots	%	1-Pt All	1-Pt Spin	Spin	Inflight	Specialist	Goalkeeper	P6m	SUS	RC	DQ
1	LIN Sz-Yu		0	1	0						0 / 1				
3	CHIANG Chia-Yun	6	4	9	44	2 / 2	2 / 2	0 / 2	2 / 4			0 / 1	1		
4	YU Li-Chuan	2	1	3	33					1 / 3					
7	HSIEH Nien-En												1		
8	CHEN Szu-Yu	4	2	2	100					2 / 2					
9	TANG Rou-An	3	3	9	33	3 / 3	3 / 3	0 / 6							
11	CHANG Yu-Hui												1		
13	HUANG Chih-Shan														
15	CHEN Shu-Fen													1	
20	CHIEN Chen-Chen	6	3	7	43			3 / 7							
Totals		21	13	31	42	5 / 5	5 / 5	3 / 15	2 / 4	3 / 5	0 / 1	0 / 1	4		

No.	Goalkeeper	Total			Saves / Shots						
		Saves	Shots	%	1-Pt All	1-Pt Spin	Spin	Inflight	Specialist	Goalkeeper	P6m
1	LIN Sz-Yu	2	27	7	0 / 9	0 / 6	2 / 7	0 / 2	0 / 8		0 / 1
Totals		2	27	7	0 / 9	0 / 6	2 / 7	0 / 2	0 / 8		0 / 1

POL - Poland

Headcoach: KARPINSKI Marek

No.	Name	Total				Goals / Shots							Punishments		
		Points	Goals	Shots	%	1-Pt All	1-Pt Spin	Spin	Inflight	Specialist	Goalkeeper	P6m	SUS	RC	DQ
2	BARTKOWIAK Sylwia	6	3	7	43			3 / 7							
3	NOWICKA Ewa	11	8	9	89	5 / 5	2 / 2	1 / 1	1 / 2			1 / 1	1		
4	SOWA Paulina		0	2	0				0 / 2						
6	MAZUREK Paula	14	7	8	88					7 / 8					
8	ZAKOWSKA Lidia	2	1	1	100					1 / 1					
9	SLEZAK Alicia	8	6	8	75	4 / 4	4 / 4	1 / 2	1 / 2						
12	SLOTA Magdalena														
13	LAKOMY Weronika												1		
18	MASLOWSKA Katarzyna														
48	KRUPA Natalia														
Totals		41	25	35	71	9 / 9	6 / 6	5 / 10	2 / 6	8 / 9		1 / 1	2		

Team Comparison

	1st Period					2nd Period				
	Chinese Taipei		Poland			Chinese Taipei		Poland		
	Goals/Shots	Eff %	Goals/Shots	Eff %	Goals/Shots	Eff %	Goals/Shots	Eff %		
Inflight	1 / 3	33	1 / 2	50	1 / 1	100	1 / 4	25		
Spin Shots	3 / 6	50	5 / 7	71	0 / 9	0	0 / 3	0		
Specialist Shots	0 / 1	0	5 / 5	100	3 / 4	75	3 / 4	75		
1-Point Shots	3 / 3	100	4 / 4	100	2 / 2	100	5 / 5	100		
Goalkeeper Shots	0 / 1	0								
6-meter Shots	0 / 1	0					1 / 1	100		
1-Point Spin Shots	3 / 3	100	1 / 1	100	2 / 2	100	5 / 5	100		



Match No.: 7 Court 1

Results

Chinese Taipei 0 vs 2 Poland

REFEREES:

1st Period: 11 - 26
2nd Period: 10 - 15

TPE - Chinese Taipei

No.	Name	Technical skills					
		Ass	ST	BS	R6	P6	TO
1	LIN Sz-Yu	1					
3	CHIANG Chia-Yun						
4	YU Li-Chuan						
7	HSIEH Nien-En						
8	CHEN Szu-Yu						
9	TANG Rou-An						
11	CHANG Yu-Hui						
13	HUANG Chih-Shan						
15	CHEN Shu-Fen						
20	CHIEN Chen-Chen	3					
Team							5
Totals		4					5

POL - Poland

No.	Name	Technical skills					
		Ass	ST	BS	R6	P6	TO
2	BARTKOWIAK Sylwia						
3	NOWICKA Ewa						
4	SOWA Paulina	1					1
6	MAZUREK Paula	2					
8	ZAKOWSKA Lidia						
9	SLEZAK Alicia				1		
12	SLOTA Magdalena						
13	LAKOMY Weronika			4			
18	MASLOWSKA Katarzyna		2	1			
48	KRUPA Natalia						
Team							
Totals		3	2	5	1		1

Running Score

TPE - POL

1st Period

0 : 2	MAZUREK P.
0 : 4	NOWICKA E.
2 : 4	CHIEN C.
2 : 5	NOWICKA E.
4 : 5	CHIANG C.
4 : 6	NOWICKA E.
4 : 8	NOWICKA E.
6 : 8	CHIEN C.
6 : 10	TANG R.
7 : 10	TANG R.
7 : 12	MAZUREK P.
7 : 14	BARTKOWIAK S.
8 : 14	TANG R.
8 : 15	NOWICKA E.
8 : 17	BARTKOWIAK S.
8 : 19	MAZUREK P.
10 : 19	CHIEN C.
10 : 20	NOWICKA E.
10 : 22	SLEZAK A.
10 : 24	BARTKOWIAK S.
10 : 26	ZAKOWSKA L.
11 : 26	TANG R.

2nd Period

0 : 2	MAZUREK P.
2 : 2	CHEN S.
2 : 4	MAZUREK P.
4 : 4	CHEN S.
5 : 4	CHIANG C.
5 : 5	SLEZAK A.
5 : 7	NOWICKA E.
5 : 9	MAZUREK P.
6 : 9	CHIANG C.
6 : 10	SLEZAK A.
6 : 11	SLEZAK A.
8 : 11	YU L.
10 : 11	CHIANG C.
10 : 12	NOWICKA E.
10 : 13	SLEZAK A.
10 : 15	SLEZAK A.

LEGEND

1-Pt	1-Point-Shots	1-Pt Spin	1-Point-Spinshots	—	Struck out Players did not play	%	Efficiency
Ass	Assists	BS	Blocked Shots	DQ	Disqualifications	GK	Goalkeeper
Ind	Individual	No	Shirt Number	P6	Penalty Fouls	P6m	6m Penalty Shots
R6	Received 6m-Fouls	RC	Red Cards	Spec	Specialist	ST	Steals
SUS	Suspension	Spin	Spinshots	TO	Turnover		

Timing and Results provided by  TISSOT



Match No.: 8 Court 2

Results

Brazil 2 vs 0 Australia

REFEREES:

1st Period: 24 - 9
2nd Period: 21 - 13

BRA - Brazil

Headcoach:

No.	Name	Total				Goals / Shots							Punishments		
		Points	Goals	Shots	%	1-Pt All	1-Pt Spin	Spin	Inflight	Specialist	Goalkeeper	P6m	SUS	RC	DQ
2	SENA Nathalie	7	4	8	50	1 / 1	1 / 1	1 / 2	2 / 5						
3	SOUZA Camila	4	2	3	67					2 / 3					
4	ALENCAR Millena	10	5	6	83			2 / 3	3 / 3				1		
5	SHEPPA Patricia	4	2	3	67				2 / 2			0 / 1			
6	SANTIAGO Renata	12	6	7	86				6 / 7						
7	FRAZAO Ingrid	2	1	1	100						1 / 1				
8	OLIVEIRA Juliana														
9	PIRES Cinthya	6	3	3	100				3 / 3						
10	BRAZ Carolina														
14	BARROS Jessica														
Totals		45	23	31	74	1 / 1	1 / 1	3 / 5	16 / 20	2 / 3	1 / 1	0 / 1	1		

No.	Goalkeeper	Total			Saves / Shots						
		Saves	Shots	%	1-Pt All	1-Pt Spin	Spin	Inflight	Specialist	Goalkeeper	P6m
7	FRAZAO Ingrid	8	20	40	1 / 3		1 / 2	3 / 7	3 / 8		
Totals		8	20	40	1 / 3		1 / 2	3 / 7	3 / 8		

AUS - Australia

Headcoach: MENSING Boris

Team time outs: 1

No.	Name	Total				Goals / Shots							Punishments		
		Points	Goals	Shots	%	1-Pt All	1-Pt Spin	Spin	Inflight	Specialist	Goalkeeper	P6m	SUS	RC	DQ
2	BIEHLER Birte	2	1	4	25										
6	DOS SANTOS Daniela	10	6	11	55	2 / 2		0 / 3	4 / 6						
7	MEDJED Ana														
9	CHARLES Melanie														
11	VIANA Aline												1		
12	PLAYER LAura														
13	VERNAY Manon														
14	MCAFFEE Madeleine	8	4	6	67					4 / 6					
15	SMILJANIC Vanja		0	4	0	0 / 1			0 / 3						
16	BOYD Rosalie												1		
22	COOPER Heather	2	1	1	100			1 / 1							
Totals		22	12	26	46	2 / 3		1 / 4	4 / 9	5 / 10			2		

No.	Goalkeeper	Total			Saves / Shots						
		Saves	Shots	%	1-Pt All	1-Pt Spin	Spin	Inflight	Specialist	Goalkeeper	P6m
13	VERNAY Manon	3	23	13	0 / 1	0 / 1	2 / 5	1 / 15	0 / 1	0 / 1	
Totals		4	27	15	0 / 1	0 / 1	2 / 5	1 / 17	1 / 3	0 / 1	

Team Comparison

	1st Period				2nd Period			
	Brazil		Australia		Brazil		Australia	
	Goals/Shots	Eff %	Goals/Shots	Eff %	Goals/Shots	Eff %	Goals/Shots	Eff %
Inflight	9 / 11	82	3 / 6	50	7 / 9	78	1 / 3	33
Spin Shots	0 / 1	0	1 / 2	50	3 / 4	75	0 / 2	0
Specialist Shots	2 / 3	67	0 / 4	0			5 / 6	83
1-Point Shots			1 / 2	50	1 / 1	100	1 / 1	100
Goalkeeper Shots	1 / 1	100						
6-meter Shots					0 / 1	0		
1-Point Spin Shots					1 / 1	100		

Timing and Results provided by  TISSOT



Match No.: 8 Court 2

Results

Brazil 2 vs 0 Australia

REFEREES:

1st Period: 24 - 9
2nd Period: 21 - 13

BRA - Brazil

No.	Name	Technical skills						TO
		Ass	ST	BS	R6	P6		
2	SENA Nathalie			2				
3	SOUZA Camila							
4	ALENCAR Millena	3						
5	SCHEPPA Patricia	1						
6	SANTIAGO Renata							
7	FRAZAO Ingrid							
8	OLIVEIRA Juliana							
9	PIRES Cinthya	2						
10	BRAZ Carolina		1	2				
14	BARROS Jessica							
Team							5	
Totals		6	1	4			5	

Running Score

BRA - AUS

1st Period	
SANTIAGO R.	2 : 0
	2 : 2 DOS SANTOS D.
SCHEPPA P.	4 : 2
SOUZA C.	6 : 2
	6 : 4 DOS SANTOS D.
SOUZA C.	8 : 4
SCHEPPA P.	10 : 4
	10 : 6 COOPER H.
SANTIAGO R.	12 : 6
PIRES C.	14 : 6
SENA N.	16 : 6
FRAZAO I.	18 : 6
	18 : 8 DOS SANTOS D.
ALENCAR M.	20 : 8
ALENCAR M.	22 : 8
	22 : 9 DOS SANTOS D.
SANTIAGO R.	24 : 9

AUS - Australia

No.	Name	Technical skills						TO
		Ass	ST	BS	R6	P6		
2	BIEHLER Birte							
6	DOS SANTOS Daniela	1						
7	MEDJED Ana							
9	CHARLES Melanie							
11	VIANA Aline							
12	PLAYER LAura							
13	VERNAY Manon							
14	MCAFEE Madeleine							
15	SMILJANIC Vanja	1						
16	BOYD Rosalie							
22	COOPER Heather							
Team							10	
Totals		2					10	

2nd Period	
PIRES C.	2 : 0
	2 : 2 DOS SANTOS D.
SANTIAGO R.	4 : 2
SENA N.	6 : 2
	6 : 4 McAFEE M.
PIRES C.	8 : 4
	8 : 6 McAFEE M.
SENA N.	9 : 6
ALENCAR M.	11 : 6
ALENCAR M.	13 : 6
	13 : 8 McAFEE M.
SANTIAGO R.	15 : 8
	15 : 10 McAFEE M.
SANTIAGO R.	17 : 10
SENA N.	19 : 10
	19 : 12 BIEHLER B.
	19 : 13 DOS SANTOS D.
ALENCAR M.	21 : 13

LEGEND

1-Pt	1-Point-Shots	1-Pt Spin	1-Point-Spinshots	—	Struck out Players did not play	%	Efficiency
Ass	Assists	BS	Blocked Shots	DQ	Disqualifications	GK	Goalkeeper
Ind	Individual	No	Shirt Number	P6	Penalty Fouls	P6m	6m Penalty Shots
R6	Received 6m-Fouls	RC	Red Cards	Spec	Specialist	ST	Steals
SUS	Suspension	Spin	Spinshots	TO	Turnover		

Timing and Results provided by TISSOT



Match No.: 9 Court 1

Results

Poland 0 vs 2 Brazil

REFEREES:

1st Period: 11 - 24
2nd Period: 12 - 18

POL - Poland

Headcoach: KARPINSKI Marek

Team time outs: 1

No.	Name	Total				Goals / Shots						Punishments			
		Points	Goals	Shots	%	1-Pt All	1-Pt Spin	Spin	Inflight	Specialist	Goalkeeper	P6m	SUS	RC	DQ
2	BARTKOWIAK Sylwia	2	1	3	33			0 / 1	1 / 2						
3	NOWICKA Ewa	17	9	12	75	1 / 1		5 / 7	2 / 3			1 / 1			
4	SOWA Paulina		0	1	0				0 / 1						
6	MAZUREK Paula	2	1	3	33			0 / 1		1 / 2					
8	ZAKOWSKA Lidia		0	1	0					0 / 1					
9	SLEZAK Alicia	2	1	5	20	0 / 1		0 / 1	1 / 3						
12	SLOTA Magdalena														
13	LAKOMY Weronika														
18	MASLOWSKA Katarzyna												1		
48	KRUPA Natalia														
Totals		23	12	25	48	1 / 2		5 / 10	4 / 9	1 / 3		1 / 1	1		

BRA - Brazil

Headcoach:

Team time outs: 1

No.	Name	Total				Goals / Shots						Punishments		
		Points	Goals	Shots	%	1-Pt All	1-Pt Spin	Spin	Inflight	Specialist	Goalkeeper	P6m	SUS	RC
2	SENA Nathalie	10	5	9	56	0 / 1		1 / 2	4 / 6					
3	SOUZA Camila	2	1	2	50	0 / 1				1 / 1				
4	ALENCAR Millena	8	4	5	80			1 / 1	3 / 4					
5	SCHEPPA Patricia													
6	SANTIAGO Renata	14	7	9	78				7 / 9					
7	FRAZAO Ingrid	2	1	1	100						1 / 1			
8	OLIVEIRA Juliana													
9	PIRES Cinthya	6	3	3	100				3 / 3					
10	BRAZ Carolina													
14	BARROS Jessica													
Totals		42	21	29	72	0 / 2		2 / 3	17 / 22	1 / 1	1 / 1			

No.	Goalkeeper	Total			Saves / Shots						
		Saves	Shots	%	1-Pt All	1-Pt Spin	Spin	Inflight	Specialist	Goalkeeper	P6m
7	FRAZAO Ingrid	7	17	41	1 / 1		3 / 8	2 / 6	1 / 1		0 / 1
Totals		9	21	43	1 / 2		4 / 9	3 / 7	1 / 2		0 / 1

Team Comparison

	1st Period				2nd Period			
	Poland		Brazil		Poland		Brazil	
	Goals/Shots	Eff %	Goals/Shots	Eff %	Goals/Shots	Eff %	Goals/Shots	Eff %
Inflight	2 / 3	67	11 / 12	92	2 / 6	33	6 / 10	60
Spin Shots	2 / 5	40			3 / 5	60	2 / 3	67
Specialist Shots	1 / 1	100	1 / 1	100	0 / 2	0		
1-Point Shots	1 / 2	50	0 / 2	0				
Goalkeeper Shots							1 / 1	100
6-meter Shots					1 / 1	100		
1-Point Spin Shots								



Match No.: 9 Court 1

Results

Poland 0 vs 2 Brazil

REFEREES:

1st Period: 11 - 24
2nd Period: 12 - 18

POL - Poland

No.	Name	Technical skills						TO
		Ass	ST	BS	R6	P6		
2	BARTKOWIAK Sylwia						1	
3	NOWICKA Ewa	1					1	
4	SOWA Paulina						2	
6	MAZUREK Paula						3	
8	ZAKOWSKA Lidia						1	
9	SLEZAK Alicia							
12	SLOTA Magdalena							
13	LAKOMY Weronika							
18	MASLOWSKA Katarzyna							
48	KRUPA Natalia							
Team								
Totals		1					8	

Running Score

POL - BRA

1st Period

0 : 2	SENA N.
0 : 4	SOUZA C.
2 : 4	MAZUREK P.
2 : 6	SANTIAGO R.
2 : 8	SANTIAGO R.
2 : 10	SENA N.
3 : 10	NOWICKA E.
5 : 10	NOWICKA E.
5 : 12	SANTIAGO R.
5 : 14	SANTIAGO R.
7 : 14	NOWICKA E.
7 : 16	SENA N.
9 : 16	NOWICKA E.
9 : 18	PIRES C.
11 : 18	NOWICKA E.
11 : 20	PIRES C.
11 : 22	ALENCAR M.
11 : 24	SANTIAGO R.

BRA - Brazil

No.	Name	Technical skills						TO
		Ass	ST	BS	R6	P6		
2	SENA Nathalie	1						
3	SOUZA Camila						1	
4	ALENCAR Millena	1						
5	SCHEPPA Patricia	1					1	
6	SANTIAGO Renata	2					1	
7	FRAZAO Ingrid							
8	OLIVEIRA Juliana							
9	PIRES Cinthya	1					1	
10	BRAZ Carolina			1				
14	BARROS Jessica							
Team								
Totals		6		1			4	

2nd Period

0 : 2	SENA N.
2 : 2	BARTKOWIAK S.
2 : 4	SENA N.
2 : 6	SANTIAGO R.
4 : 6	NOWICKA E.
4 : 8	ALENCAR M.
6 : 8	NOWICKA E.
8 : 8	NOWICKA E.
10 : 8	NOWICKA E.
10 : 10	SANTIAGO R.
10 : 12	FRAZAO I.
10 : 14	ALENCAR M.
12 : 14	SLEZAK A.
12 : 16	PIRES C.
12 : 18	ALENCAR M.

LEGEND

1-Pt	1-Point-Shots	1-Pt Spin	1-Point-Spinshots	—	Struck out Players did not play	%	Efficiency
Ass	Assists	BS	Blocked Shots	DQ	Disqualifications	GK	Goalkeeper
Ind	Individual	No	Shirt Number	P6	Penalty Fouls	P6m	6m Penalty Shots
R6	Received 6m-Fouls	RC	Red Cards	Spec	Specialist	ST	Steals
SUS	Suspension	Spin	Spinshots	TO	Turnover		

Timing and Results provided by  TISSOT



Match No.: 10 Court 2

Results

Australia 2 vs 0 Chinese Taipei

REFEREES:

1st Period: 15 - 13
2nd Period: 16 - 15

AUS - Australia

Headcoach: MENSING Boris

Team time outs: 1

No.	Name	Total				Goals / Shots							Punishments		
		Points	Goals	Shots	%	1-Pt All	1-Pt Spin	Spin	Inflight	Specialist	Goalkeeper	P6m	SUS	RC	DQ
2	BIEHLER Birte	2	1	1	100					1 / 1					
6	DOS SANTOS Daniela	9	5	8	63	1 / 1	1 / 1	0 / 2	1 / 2			3 / 3			
7	MEDJED Ana	8	4	5	80			1 / 2	3 / 3						
9	CHARLES Melanie														
11	VIANA Aline														
13	VERNAY Manon		0	1	0						0 / 1				
14	MCAFEE Madeleine	4	2	4	50	0 / 1				2 / 3					
15	SMILJANIC Vanja	4	2	4	50			2 / 4							
16	BOYD Rosalie														
22	COOPER Heather	4	3	5	60	2 / 2		1 / 3							
Totals		31	17	28	61	3 / 4	1 / 1	4 / 11	4 / 5	3 / 4	0 / 1	3 / 3			

TPE - Chinese Taipei

Headcoach: CHU Chi-En

Team time outs: 1

No.	Name	Total				Goals / Shots							Punishments		
		Points	Goals	Shots	%	1-Pt All	1-Pt Spin	Spin	Inflight	Specialist	Goalkeeper	P6m	SUS	RC	DQ
1	LIN Sz-Yu														
3	CHIANG Chia-Yun	8	5	10	50	2 / 2	1 / 1	3 / 6	0 / 2						
4	YU Li-Chuan	6	3	4	75					3 / 4					
7	HSIEH Nien-En												1		
8	CHEN Szu-Yu	2	1	4	25					1 / 4					
9	TANG Rou-An	12	6	7	86			3 / 4				3 / 3			
11	CHANG Yu-Hui														
13	HUANG Chih-Shan														
15	CHEN Shu-Fen														
20	CHIEN Chen-Chen		0	3	0			0 / 2	0 / 1						
Totals		28	15	28	54	2 / 2	1 / 1	6 / 12	0 / 3	4 / 8		3 / 3	1		

No.	Goalkeeper	Total			Saves / Shots						
		Saves	Shots	%	1-Pt All	1-Pt Spin	Spin	Inflight	Specialist	Goalkeeper	P6m
1	LIN Sz-Yu	5	22	23	1 / 4	0 / 1	4 / 8	0 / 4	0 / 3		0 / 3
Totals		5	22	23	1 / 4	0 / 1	4 / 8	0 / 4	0 / 3		0 / 3

Team Comparison

	1st Period				2nd Period			
	Australia		Chinese Taipei		Australia		Chinese Taipei	
	Goals/Shots	Eff %	Goals/Shots	Eff %	Goals/Shots	Eff %	Goals/Shots	Eff %
Inflight	1 / 2	50	0 / 1	0	3 / 3	100	0 / 2	0
Spin Shots	3 / 7	43	3 / 9	33	1 / 4	25	3 / 3	100
Specialist Shots	1 / 2	50	1 / 3	33	2 / 2	100	3 / 5	60
1-Point Shots	1 / 1	100	1 / 1	100	2 / 3	67	1 / 1	100
Goalkeeper Shots					0 / 1	0		
6-meter Shots	2 / 2	100	2 / 2	100	1 / 1	100	1 / 1	100
1-Point Spin Shots	1 / 1	100	1 / 1	100				

Timing and Results provided by  TISSOT



Match No.: 10 Court 2

Results

Australia 2 vs 0 Chinese Taipei

REFEREES:

1st Period: 15 - 13
2nd Period: 16 - 15

AUS - Australia

No.	Name	Technical skills					
		Ass	ST	BS	R6	P6	TO
2	BIHLER Birte						
6	DOS SANTOS Daniela					2	
7	MEDJED Ana						
9	CHARLES Melanie						
11	VIANA Aline			1			
13	VERNAY Manon	1					
14	MCAFEE Madeleine	1					
15	SMILJANIC Vanja						1
16	BOYD Rosalie			3			
22	COOPER Heather						2
Team							
Totals		2		4		2	3

Running Score

AUS - TPE

1st Period

SMILJANIC V.	2 : 0	
	2 : 2	CHIANG C.
BIHLER B.	4 : 2	
	4 : 4	CHIANG C.
SMILJANIC V.	6 : 4	
DOS SANTOS D.	8 : 4	
DOS SANTOS D.	10 : 4	
	10 : 6	TANG R.
	10 : 8	YU L.
	10 : 9	CHIANG C.
COOPER H.	12 : 9	
DOS SANTOS D.	13 : 9	
	13 : 11	TANG R.
	13 : 13	TANG R.
DOS SANTOS D.	15 : 13	

2nd Period

MCAFEE M.	2 : 0	
	2 : 2	TANG R.
	2 : 3	CHIANG C.
	2 : 5	YU L.
	2 : 7	CHIANG C.
MEDJED A.	4 : 7	
COOPER H.	5 : 7	
MCAFEE M.	7 : 7	
DOS SANTOS D.	9 : 7	
MEDJED A.	11 : 7	
	11 : 9	YU L.
	11 : 11	TANG R.
MEDJED A.	13 : 11	
	13 : 13	TANG R.
MEDJED A.	15 : 13	
	15 : 15	CHEN S.
COOPER H.	16 : 15	

TPE - Chinese Taipei

No.	Name	Technical skills					
		Ass	ST	BS	R6	P6	TO
1	LIN Sz-Yu						
3	CHIANG Chia-Yun						
4	YU Li-Chuan						
7	HSIEH Nien-En					1	
8	CHEN Szu-Yu						1
9	TANG Rou-An						1
11	CHANG Yu-Hui					1	
13	HUANG Chih-Shan						
15	CHEN Shu-Fen		1				
20	CHIEN Chen-Chen	1					2
Team							
Totals		1	1			2	4

LEGEND

1-Pt	1-Point-Shots	1-Pt Spin	1-Point-Spinshots	—	Struck out Players did not play	%	Efficiency
Ass	Assists	BS	Blocked Shots	DQ	Disqualifications	GK	Goalkeeper
Ind	Individual	No	Shirt Number	P6	Penalty Fouls	P6m	6m Penalty Shots
R6	Received 6m-Fouls	RC	Red Cards	Spec	Specialist	ST	Steals
SUS	Suspension	Spin	Spinshots	TO	Turnover		

Timing and Results provided by  TISSOT



Match No.: 11 Court 1

Results

Australia 2 vs 1 Poland

REFEREES:
Martinez Pablo (URU)
Monico Luis (URU)

1st Period: 10 - 13
2nd Period: 15 - 6
Shootout: 5 - 2

AUS - Australia

Headcoach: MENSING Boris

Team time outs: 2

No.	Name	Total				Goals / Shots						Punishments			
		Points	Goals	Shots	%	1-Pt All	1-Pt Spin	Spin	Inflight	Specialist	Goalkeeper	P6m	SUS	RC	DQ
2	BIEHLER Birte	6	3	3	100			1 / 1		2 / 2					
6	DOS SANTOS Daniela	6	3	7	43			2 / 3	1 / 3		0 / 1				
7	MEDJED Ana	4	2	6	33			2 / 4	0 / 2						
9	CHARLES Melanie														
11	VIANA Aline														
12	PLAYER LAura														
13	VERNAY Manon														
14	MCAFFEE Madeleine	4	2	3	67			1 / 1		1 / 2					
15	SMILJANIC Vanja	10	6	8	75	2 / 2	1 / 1	4 / 5	0 / 1						
16	BOYD Rosalie												1		
22	COOPER Heather		0	1	0			0 / 1							
Totals		30	16	28	57	2 / 2	1 / 1	10 / 15	1 / 6	3 / 4	0 / 1		1		

No.	Goalkeeper	Total			Saves / Shots							
		Saves	Shots	%	1-Pt All	1-Pt Spin	Spin	Inflight	Specialist	Goalkeeper	P6m	
2	BIEHLER Birte											
13	VERNAY Manon	7	18	39	0 / 1		3 / 9	3 / 3	1 / 2	0 / 1	0 / 2	
15	SMILJANIC Vanja											
Totals		7	18	39	0 / 1		3 / 9	3 / 3	1 / 2	0 / 1	0 / 2	

POL - Poland

Headcoach: KARPINSKI Marek

Team time outs: 1

No.	Name	Total				Goals / Shots						Punishments			
		Points	Goals	Shots	%	1-Pt All	1-Pt Spin	Spin	Inflight	Specialist	Goalkeeper	P6m	SUS	RC	DQ
2	BARTKOWIAK Sylwia	2	1	5	20			1 / 5							
3	NOWICKA Ewa	13	7	12	58	1 / 1		4 / 9				2 / 2			
4	SOWA Paulina	2	1	3	33			1 / 2	0 / 1						
6	MAZUREK Paula	2	1	4	25					1 / 4					
8	ZAKOWSKA Lidia		0	1	0				0 / 1						
9	SLEZAK Alicia		0	4	0			0 / 2	0 / 2						
12	SLOTA Magdalena														
13	LAKOMY Weronika		0	1	0			0 / 1							
18	MASLOWSKA Katarzyna														
48	KRUPA Natalia	2	1	1	100						1 / 1				
Totals		21	11	31	35	1 / 1		6 / 19	0 / 4	1 / 4	1 / 1	2 / 2			

No.	Goalkeeper	Total			Saves / Shots							
		Saves	Shots	%	1-Pt All	1-Pt Spin	Spin	Inflight	Specialist	Goalkeeper	P6m	
2	BARTKOWIAK Sylwia											
4	SOWA Paulina	0	1	0	0 / 1	0 / 1						
12	SLOTA Magdalena											
13	LAKOMY Weronika											
48	KRUPA Natalia	0	2	0			0 / 2					
Totals		5	21	24	0 / 2	0 / 1	1 / 11	3 / 4	1 / 4			



Match No.: 11 Court 1

Results

Team Comparison	1st Period				2nd Period			
	Australia		Poland		Australia		Poland	
	Goals/Shots	Eff %	Goals/Shots	Eff %	Goals/Shots	Eff %	Goals/Shots	Eff %
Inflight	1 / 3	33	0 / 1	0	0 / 3	0	0 / 3	0
Spin Shots	2 / 5	40	3 / 5	60	6 / 7	86	2 / 9	22
Specialist Shots	2 / 2	100	1 / 2	50	1 / 2	50	0 / 2	0
1-Point Shots			1 / 1	100	1 / 1	100		
Goalkeeper Shots			1 / 1	100				
6-meter Shots			1 / 1	100			1 / 1	100
1-Point Spin Shots								



Match No.: 11 Court 1

Results

Australia 2 vs 1 Poland

REFEREES:
Martinez Pablo (URU)
Monico Luis (URU)

1st Period: 10 - 13
2nd Period: 15 - 6
Shootout: 5 - 2

AUS - Australia

No.	Name	Technical skills					
		Ass	ST	BS	R6	P6	TO
2	BIEHLER Birte	1					1
6	DOS SANTOS Daniela						
7	MEDJED Ana	1					
9	CHARLES Melanie						
11	VIANA Aline			2			
12	PLAYER LAura						
13	VERNAY Manon						
14	MCAFEE Madeleine						4
15	SMILJANIC Vanja						2
16	BOYD Rosalie			1		2	
22	COOPER Heather						1
Team							
Totals		2		3		2	8

POL - Poland

No.	Name	Technical skills					
		Ass	ST	BS	R6	P6	TO
2	BARTKOWIAK Sylwia						2
3	NOWICKA Ewa		1				1
4	SOWA Paulina						1
6	MAZUREK Paula						
8	ZAKOWSKA Lidia						
9	SLEZAK Alicia						
12	SLOTA Magdalena						
13	LAKOMY Weronika			2			
18	MASLOWSKA Katarzyna						
48	KRUPA Natalia						1
Team							
Totals			1	2			5

Running Score

AUS - POL

1st Period

0 : 2	BARTKOWIAK S.
2 : 2	DOS SANTOS D.
2 : 4	MAZUREK P.
2 : 6	NOWICKA E.
4 : 6	SMILJANIC V.
6 : 6	SMILJANIC V.
8 : 6	MCAFEE M.
8 : 8	NOWICKA E.
10 : 8	BIEHLER B.
10 : 10	KRUPA N.
10 : 12	NOWICKA E.
10 : 13	NOWICKA E.

2nd Period

2 : 0	DOS SANTOS D.
2 : 2	NOWICKA E.
4 : 2	BIEHLER B.
4 : 4	NOWICKA E.
6 : 4	SMILJANIC V.
6 : 6	NOWICKA E.
8 : 6	SMILJANIC V.
10 : 6	DOS SANTOS D.
11 : 6	SMILJANIC V.
13 : 6	MEDJED A.
15 : 6	MEDJED A.

Shootout

0 : 2	SOWA P.
2 : 2	MCAFEE M.
3 : 2	SMILJANIC V.
5 : 2	BIEHLER B.

LEGEND

1-Pt	1-Point-Shots	1-Pt Spin	1-Point-Spinshots	—	Struck out Players did not play	%	Efficiency
Ass	Assists	BS	Blocked Shots	DQ	Disqualifications	GK	Goalkeeper
Ind	Individual	No	Shirt Number	P6	Penalty Fouls	P6m	6m Penalty Shots
R6	Received 6m-Fouls	RC	Red Cards	Spec	Specialist	ST	Steals
SUS	Suspension	Spin	Spinshots	TO	Turnover		

Timing and Results provided by **TISSOT**



Match No.: 12 Court 2

Results

Brazil 2 vs 0 Chinese Taipei

REFEREES:

Palkovits David (HUN)
Szilvasi Gabor Gyorgy (HUN)

1st Period: 23 - 8
2nd Period: 26 - 11

BRA - Brazil

Headcoach:

No.	Name	Total				Goals / Shots							Punishments		
		Points	Goals	Shots	%	1-Pt All	1-Pt Spin	Spin	Inflight	Specialist	Goalkeeper	P6m	SUS	RC	DQ
2	SENA Nathalie	9	5	6	83	1 / 1		1 / 1	3 / 4				1		
3	SOUZA Camila	6	3	3	100					3 / 3					
4	ALENCAR Millena	6	3	4	75				3 / 4						
5	SCHEPPA Patricia	4	2	5	40			1 / 3	1 / 2						
6	SANTIAGO Renata	18	9	9	100				9 / 9						
7	FRAZAO Ingrid	2	1	1	100						1 / 1				
8	OLIVEIRA Juliana														
9	PIRES Cinthya	2	1	1	100				1 / 1						
10	BRAZ Carolina		0	1	0				0 / 1						
14	BARROS Jessica														
Totals		49	25	31	81	1 / 1		2 / 4	18 / 22	3 / 3	1 / 1		1		

No.	Goalkeeper	Total			Saves / Shots						
		Saves	Shots	%	1-Pt All	1-Pt Spin	Spin	Inflight	Specialist	Goalkeeper	P6m
7	FRAZAO Ingrid	9	20	45	0 / 3	0 / 3	2 / 5	5 / 9	1 / 2	1 / 1	
Totals		9	20	45	0 / 3	0 / 3	2 / 5	5 / 9	1 / 2	1 / 1	

TPE - Chinese Taipei

Headcoach: CHU Chi-En

Team time outs: 1

No.	Name	Total				Goals / Shots							Punishments		
		Points	Goals	Shots	%	1-Pt All	1-Pt Spin	Spin	Inflight	Specialist	Goalkeeper	P6m	SUS	RC	DQ
1	LIN Sz-Yu		0	1	0						0 / 1				
3	CHIANG Chia-Yun	3	2	8	25	1 / 1	1 / 1	0 / 3	1 / 4						
4	YU Li-Chuan														
7	HSIEH Nien-En														
8	CHEN Szu-Yu	2	1	2	50					1 / 2					
9	TANG Rou-An	9	5	7	71	1 / 1	1 / 1	1 / 2	3 / 4						
11	CHANG Yu-Hui														
13	HUANG Chih-Shan														
15	CHEN Shu-Fen														
20	CHIEN Chen-Chen	5	3	6	50	1 / 1	1 / 1	2 / 4	0 / 1						
Totals		19	11	24	46	3 / 3	3 / 3	3 / 9	4 / 9	1 / 2	0 / 1				

No.	Goalkeeper	Total			Saves / Shots						
		Saves	Shots	%	1-Pt All	1-Pt Spin	Spin	Inflight	Specialist	Goalkeeper	P6m
1	LIN Sz-Yu	4	29	14	0 / 1		2 / 4	2 / 20	0 / 3	0 / 1	
Totals		4	29	14	0 / 1		2 / 4	2 / 20	0 / 3	0 / 1	

Team Comparison

	1st Period				2nd Period			
	Brazil		Chinese Taipei		Brazil		Chinese Taipei	
	Goals/Shots	Eff %	Goals/Shots	Eff %	Goals/Shots	Eff %	Goals/Shots	Eff %
Inflight	9 / 12	75	2 / 6	33	9 / 10	90	2 / 3	67
Spin Shots	1 / 1	100	0 / 4	0	1 / 3	33	3 / 5	60
Specialist Shots			1 / 2	50	3 / 3	100		
1-Point Shots	1 / 1	100	2 / 2	100			1 / 1	100
Goalkeeper Shots	1 / 1	100					0 / 1	0
6-meter Shots								
1-Point Spin Shots			2 / 2	100			1 / 1	100

Timing and Results provided by  **TISSOT**



Match No.: 12 Court 2

Results

Brazil 2 vs 0 Chinese Taipei

REFEREES:

Palkovits David (HUN)

Szilvasi Gabor Gyorgy (HUN)

1st Period: 23 - 8

2nd Period: 26 - 11

BRA - Brazil

No.	Name	Technical skills					
		Ass	ST	BS	R6	P6	TO
2	SENA Nathalie		1				
3	SOUZA Camila						
4	ALENCAR Millena	2					2
5	SCHEPPA Patricia		3	2			
6	SANTIAGO Renata						
7	FRAZAO Ingrid						
8	OLIVEIRA Juliana	2					2
9	PIRES Cinthya	2	2				2
10	BRAZ Carolina			1			1
14	BARROS Jessica		2				
Team							1
Totals		6	8	3			8

TPE - Chinese Taipei

No.	Name	Technical skills					
		Ass	ST	BS	R6	P6	TO
1	LIN Sz-Yu						
3	CHIANG Chia-Yun	1					1
4	YU Li-Chuan						3
7	HSIEH Nien-En						
8	CHEN Szu-Yu						4
9	TANG Rou-An						
11	CHANG Yu-Hui		1				
13	HUANG Chih-Shan						
15	CHEN Shu-Fen						
20	CHIEN Chen-Chen	2					5
Team							
Totals		3	1				13

Running Score

BRA - TPE

1st Period

SANTIAGO R.	2	: 0
FRAZAO I.	4	: 0
SENA N.	5	: 0
SENA N.	7	: 0
SANTIAGO R.	9	: 0
	9	: 1
CHIEN C.		
SANTIAGO R.	11	: 1
SANTIAGO R.	13	: 1
SENA N.	15	: 1
	15	: 3
CHEN S.		
ALENCAR M.	17	: 3
SANTIAGO R.	19	: 3
	19	: 4
TANG R.		
SENA N.	21	: 4
	21	: 6
TANG R.		
ALENCAR M.	23	: 6
	23	: 8
TANG R.		

2nd Period

SANTIAGO R.	2	: 0
	2	: 2
CHIANG C.		
SANTIAGO R.	4	: 2
SANTIAGO R.	6	: 2
SOUZA C.	8	: 2
	8	: 3
CHIANG C.		
	8	: 5
CHIEN C.		
SANTIAGO R.	10	: 5
SCHEPPA P.	12	: 5
	12	: 7
TANG R.		
SOUZA C.	14	: 7
ALENCAR M.	16	: 7
	16	: 9
TANG R.		
SENA N.	18	: 9
	18	: 11
CHIEN C.		
	20	: 11
SCHEPPA P.	22	: 11
SOUZA C.	24	: 11
PIRES C.	26	: 11

LEGEND							
1-Pt	1-Point-Shots	1-Pt Spin	1-Point-Spinshots	—	Struck out Players did not play	%	Efficiency
Ass	Assists	BS	Blocked Shots	DQ	Disqualifications	GK	Goalkeeper
Ind	Individual	No	Shirt Number	P6	Penalty Fouls	P6m	6m Penalty Shots
R6	Received 6m-Fouls	RC	Red Cards	Spec	Specialist	ST	Steals
SUS	Suspension	Spin	Spinshots	TO	Turnover		

Timing and Results provided by TISSOT

RESULTS BOOK



Billiard Sports



THE WORLD GAMES
WROCLAW 2017

T+TISSOT

RESULTS BOOK

TABLE OF CONTENT

8	Billiard Sports	410
8.1	Table of Contents	411
8.2	Number of Entries by NOC	415
8.3	Medallists by Event	416
8.4	Medal Standings	417
8.5	Men's Carom Three Cushion	418
8.5.1	Results Summary	419
8.5.2	Brackets	420
8.5.3	Medallists	421
8.5.4	Finals	422
8.5.4.1	Bronze Medal Results	422
8.5.4.2	Gold Medal Results	423
8.5.5	Semifinal	424
8.5.5.1	Semifinal 1 Results	424
8.5.5.2	Semifinal 2 Results	425
8.5.6	Quarterfinal	426
8.5.6.1	Quarterfinal 1 Results	426
8.5.6.2	Quarterfinal 2 Results	427
8.5.6.3	Quarterfinal 3 Results	428
8.5.7	Round of 16	429
8.5.7.1	Match 1 Results	429
8.5.7.2	Match 2 Results	430
8.5.7.3	Match 3 Results	431
8.5.7.4	Match 4 Results	432
8.5.7.5	Match 5 Results	433
8.5.7.6	Match 6 Results	434
8.5.7.7	Match 7 Results	435
8.5.7.8	Match 8 Results	436





8.6	Men's Pool	437
8.6.1	Results Summary	438
8.6.2	Brackets	439
8.6.3	Medallists	440
8.6.4	Finals	441
8.6.4.1	Bronze Medal Results	441
8.6.4.2	Gold Medal Results	442
8.6.5	Semifinal	443
8.6.5.1	Semifinal 1 Results	443
8.6.5.2	Semifinal 2 Results	444
8.6.6	Quarterfinal	445
8.6.6.1	Quarterfinal 1 Results	445
8.6.6.2	Quarterfinal 2 Results	446
8.6.6.3	Quarterfinal 3 Results	447
8.6.6.4	Quarterfinal 4 Results	448
8.6.7	Round of 16	449
8.6.7.1	Match 1 Results	449
8.6.7.2	Match 2 Results	450
8.6.7.3	Match 3 Results	451
8.6.7.4	Match 4 Results	452
8.6.7.5	Match 5 Results	453
8.6.7.6	Match 6 Results	454
8.6.7.7	Match 7 Results	455
8.6.7.8	Match 8 Results	456
8.7	Women's Pool	457
8.7.1	Results Summary	458
8.7.2	Brackets	459
8.7.3	Medallists	460
8.7.4	Finals	461
8.7.4.1	Bronze Medal Results	461
8.7.4.2	Gold Medal Results	462
8.7.5	Semifinal	463
8.7.5.1	Semifinal 1 Results	463
8.7.5.2	Semifinal 2 Results	464
8.7.6	Quarterfinal	465
8.7.6.1	Quarterfinal 1 Results	465
8.7.6.2	Quarterfinal 2 Results	466
8.7.6.3	Quarterfinal 3 Results	467
8.7.6.4	Quarterfinal 4 Results	468





8.7.7	Round of 16	469
8.7.7.1	Match 1 Results	469
8.7.7.2	Match 2 Results	470
8.7.7.3	Match 3 Results	471
8.7.7.4	Match 4 Results	472
8.7.7.5	Match 5 Results	473
8.7.7.6	Match 6 Results	474
8.7.7.7	Match 7 Results	475
8.7.7.8	Match 8 Results	476
8.8	Mixed Snooker	477
8.8.1	Results Summary	478
8.8.2	Brackets	479
8.8.3	Medallists	480
8.8.4	Finals	481
8.8.4.1	Bronze Medal Results	481
8.8.4.2	Gold Medal Results	482
8.8.5	Semifinal	483
8.8.5.1	Semifinal 1 Results	483
8.8.5.2	Semifinal 2 Results	484
8.8.6	Quarterfinal	485
8.8.6.1	Quarterfinal 1 Results	485
8.8.6.2	Quarterfinal 2 Results	486
8.8.6.3	Quarterfinal 3 Results	487
8.8.6.4	Quarterfinal 4 Results	488
8.8.7	Round of 16	489
8.8.7.1	Match 1 Results	489
8.8.7.2	Match 2 Results	490
8.8.7.3	Match 3 Results	491
8.8.7.4	Match 4 Results	492
8.8.7.5	Match 5 Results	493
8.8.7.6	Match 6 Results	494
8.8.7.7	Match 7 Results	495
8.8.7.8	Match 8 Results	496






Number of Entries by NOC

REVISED
26 JUL 9:39

As of WED 26 JUL 2017

	NOC	Men		Women	Mixed	Total Athletes
		Carom	Pool	Pool	Snooker	
AUS - Australia					1	1
AUT - Austria			1			1
BEL - Belgium		1			1	2
CHI - Chile			1			1
CHN - People's Republic of China			1	2	1	4
COL - Colombia		1				1
CRC - Costa Rica		1				1
EGY - Egypt		1				1
ESP - Spain		2	1			3
EST - Estonia					1	1
GBR - Great Britain			1	1	3	5
GER - Germany			1	1		2
GRE - Greece		1				1
HKG - Hong Kong, China					1	1
IND - India					1	1
IRI - Islamic Republic of Iran					1	1
IRL - Ireland					2	2
ITA - Italy		1				1
JPN - Japan		1	1	1		3
KOR - Republic of Korea				1		1
MAR - Morocco			1			1
NCA - Nicaragua				1		1
NED - Netherlands		1				1
NZL - New Zealand			1	1		2
PAK - Pakistan					1	1
PHI - Philippines			1	1		2
POL - Poland		2	1	1	1	5
RSA - South Africa				1	1	2
RUS - Russian Federation			1	2		3
SUI - Switzerland			1		1	2
TPE - Chinese Taipei			1	1		2
TUR - Turkey		1				1
USA - United States of America		2	2	2		6
VIE - Vietnam		1				1
Total		16	16	16	16	64

Country code for NG On Yee revised.

Timing and Results provided by  **TISSOT**



Medallists by Event

As of SUN 30 JUL 2017

After 4 of 4 Events

Event Name	Date	Medal	Name	NOC Code
Women's Pool	SUN 30 JUL	GOLD	CHEN Siming	CHN
		SILVER	KIM Gayoung	KOR
		BRONZE	HAN Yu	CHN
Men's Carom Three Cushion	SUN 30 JUL	GOLD	SANCHEZ Daniel	ESP
		SILVER	ZANETTI Marco	ITA
		BRONZE	SIDHOM Sameh	EGY
Mixed Snooker	SUN 30 JUL	GOLD	WILSON Kyren	GBR
		SILVER	CARTER Ali	GBR
		BRONZE	VAHEDI Soheil	IRI
Men's Pool	SAT 29 JUL	GOLD	BIADO Carlo	PHI
		SILVER	SHAW Jayson	GBR
		BRONZE	OI Naoyuki	JPN




Medal Standings

As of SUN 30 JUL 2017

After 4 of 4 Events

Rank	NOC	Men				Women				Mixed				Total				Rank by Total
		G	S	B	Tot	G	S	B	Tot	G	S	B	Tot	G	S	B	Tot	
1	GBR - Great Britain		1		1					1	1		2	1	2		3	1
2	CHN - People's Republic of China					1		1	2					1		1	2	2
3	ESP - Spain	1			1									1			1	=3
3	PHI - Philippines	1			1									1			1	=3
5	ITA - Italy		1		1										1		1	=3
5	KOR - Republic of Korea						1		1						1		1	=3
7	EGY - Egypt			1	1											1	1	=3
7	IRI - Islamic Republic of Iran											1	1			1	1	=3
7	JPN - Japan			1	1											1	1	=3
	Total:	2	2	2	6	1	1	1	3	1	1	1	3	4	4	4	12	

Legend:
 = Equal sign indicates that two or more NOCs share the same rank by total **B** Bronze **G** Gold **S** Silver **Tot** Total

Timing and Results provided by  **TISSOT**

RESULTS BOOK



Billiard Sports Men's Carom Three Cushion



THE WORLD GAMES
WROCLAW 2017

T+TISSOT



Results Summary


As of SUN 30 JUL 2017

Match	Name	NOC Code	Result	NOC Code	Name
WED 26 JUL 2017					
Round of 16 Match 1	SANCHEZ Daniel	ESP	40 - 9	POL	TONOJAN David
Round of 16 Match 2	PALAZON Javier	ESP	19 - 40	USA	PATINO Hugo
Round of 16 Match 3	TRAN Quyet Chien	VIE	40 - 18	COL	CATANO Huberney
Round of 16 Match 4	TELLEZ Erick	CRC	25 - 40	EGY	SIDHOM Sameh
THU 27 JUL 2017					
Round of 16 Match 5	ZANETTI Marco	ITA	40 - 25	GRE	KOKKORIS Konstaninos
Round of 16 Match 6	PIEDRABUENA Pedro	USA	40 - 10	POL	SNIEGOCKI Mateusz
Round of 16 Match 7	LEPPENS Eddy	BEL	40 - 27	TUR	CAPAK Can
Round of 16 Match 8	UMEDA Ryuji	JPN	32 - 40	NED	JASPERS Dick
FRI 28 JUL 2017					
Quarterfinal 1	SANCHEZ Daniel	ESP	40 - 32	USA	PATINO Hugo
Quarterfinal 2	TRAN Quyet Chien	VIE	36 - 40	EGY	SIDHOM Sameh
Quarterfinal 3	ZANETTI Marco	ITA	40 - 23	USA	PIEDRABUENA Pedro
Quarterfinal 4	LEPPENS Eddy	BEL	24 - 40	NED	JASPERS Dick
SAT 29 JUL 2017					
Semifinal 1	SANCHEZ Daniel	ESP	40 - 16	EGY	SIDHOM Sameh
Semifinal 2	ZANETTI Marco	ITA	40 - 36	NED	JASPERS Dick
Bronze Medal Match	SIDHOM Sameh	EGY	40 - 26	NED	JASPERS Dick
SUN 30 JUL 2017					
Gold Medal Match	SANCHEZ Daniel	ESP	40 - 33	ITA	ZANETTI Marco



Brackets

As of SUN 30 JUL 2017





Medallists

As of SUN 30 JUL 2017

Medal	Name	NOC
GOLD	SANCHEZ Daniel	ESP - Spain
SILVER	ZANETTI Marco	ITA - Italy
BRONZE	SIDHOM Sameh	EGY - Egypt



Results

SIDHOM Sameh (EGY)

vs

JASPERS Dick (NED)

Race to: 40

Name	Points	Winner	Remark
SIDHOM Sameh	40	X	
JASPERS Dick	26		



Results

SANCHEZ Daniel (ESP)

vs

ZANETTI Marco (ITA)

Race to: 40

Name	Points	Winner	Remark
SANCHEZ Daniel	40	X	
ZANETTI Marco	33		



Results

SANCHEZ Daniel (ESP)

vs

SIDHOM Sameh (EGY)

Race to: 40

Name	Points	Winner	Remark
SANCHEZ Daniel	40	X	
SIDHOM Sameh	16		



Results

ZANETTI Marco (ITA)

vs

JASPERS Dick (NED)

Race to: 40

Name	Points	Winner	Remark
ZANETTI Marco	40	X	
JASPERS Dick	36		



Results

SANCHEZ Daniel (ESP)

vs

PATINO Hugo (USA)

Race to: 40

Name	Points	Winner	Remark
SANCHEZ Daniel	40	X	
PATINO Hugo	32		



Results

TRAN Quyét Chien (VIE)

vs

SIDHOM Sameh (EGY)

Race to: 40

Name	Points	Winner	Remark
TRAN Quyét Chien	36		
SIDHOM Sameh	40	X	



Results

ZANETTI Marco (ITA)

vs

PIEDRABUENA Pedro (USA)

Race to: 40

Name	Points	Winner	Remark
ZANETTI Marco	40	X	
PIEDRABUENA Pedro	23		



Results

SANCHEZ Daniel (ESP)

vs

TONOJAN David (POL)

Race to: 40

Name	Points	Winner	Remark
SANCHEZ Daniel	40	X	
TONOJAN David	9		



Results

PALAZON Javier (ESP)

vs

PATINO Hugo (USA)

Race to: 40

Name	Points	Winner	Remark
PALAZON Javier	19		
PATINO Hugo	40	X	



Results

TRAN Quyét Chien (VIE)

vs

CATANO Huberney (COL)

Race to: 40

Name	Points	Winner	Remark
TRAN Quyét Chien	40	X	
CATANO Huberney	18		



Results

TELLEZ Erick (CRC)

vs

SIDHOM Sameh (EGY)

Race to: 40

Name	Points	Winner	Remark
TELLEZ Erick	25		
SIDHOM Sameh	40	X	



Results

ZANETTI Marco (ITA)

vs

KOKKORIS Konstaninos (GRE)

Race to: 40

Name	Points	Winner	Remark
ZANETTI Marco	40	X	
KOKKORIS Konstaninos	25		



Results

PIEDRABUENA Pedro (USA)

vs

SNIEGOCKI Mateusz (POL)

Race to: 40

Name	Points	Winner	Remark
PIEDRABUENA Pedro	40	X	
SNIEGOCKI Mateusz	10		



Results

LEPPENS Eddy (BEL)

vs

CAPAK Can (TUR)

Race to: 40

Name	Points	Winner	Remark
LEPPENS Eddy	40	X	
CAPAK Can	27		



Results

UMEDA Ryuji (JPN)

vs

JASPERS Dick (NED)

Race to: 40

Name	Points	Winner	Remark
UMEDA Ryuji	32		
JASPERS Dick	40	X	

RESULTS BOOK



Billiard Sports Men's Pool



THE WORLD GAMES
WROCLAW 2017

T+ TISSOT



Results Summary

As of SAT 29 JUL 2017

Match	Name	NOC Code	Result	NOC Code	Name
WED 26 JUL 2017					
Round of 16 Match 1	OUSCHAN Albin	AUT	11 - 1	MAR	ABDELATI RIAD Ameer
Round of 16 Match 2	SHUFF Brandon	USA	9 - 11	JPN	OI Naoyuki
Round of 16 Match 3	BIADO Carlo	PHI	11 - 5	GER	FILLER Joshua
Round of 16 Match 4	FORTUNSKI Mieszko	POL	11 - 10	CHN	WU Jiaqing
THU 27 JUL 2017					
Round of 16 Match 5	SHAW Jayson	GBR	11 - 8	CHI	ZULLIY Alejandro
Round of 16 Match 6	EDWARDS Matt	NZL	11 - 10	RUS	CHINAKHOV Ruslan
Round of 16 Match 7	ALCAID David	ESP	11 - 2	USA	WILKIE Shaun
Round of 16 Match 8	REGLI Ronald	SUI	2 - 11	TPE	KO Pin Yi
FRI 28 JUL 2017					
Quarterfinal 1	OUSCHAN Albin	AUT	9 - 11	JPN	OI Naoyuki
Quarterfinal 2	BIADO Carlo	PHI	11 - 9	POL	FORTUNSKI Mieszko
Quarterfinal 3	SHAW Jayson	GBR	11 - 5	NZL	EDWARDS Matt
Quarterfinal 4	ALCAID David	ESP	9 - 11	TPE	KO Pin Yi
SAT 29 JUL 2017					
Semifinal 1	OI Naoyuki	JPN	7 - 11	PHI	BIADO Carlo
Semifinal 2	SHAW Jayson	GBR	11 - 6	TPE	KO Pin Yi
Bronze Medal Match	OI Naoyuki	JPN	11 - 9	TPE	KO Pin Yi
Gold Medal Match	BIADO Carlo	PHI	11 - 7	GBR	SHAW Jayson



Brackets

As of SAT 29 JUL 2017





Medallists

As of SAT 29 JUL 2017

Medal	Name	NOC
GOLD	BIADO Carlo	PHI - Philippines
SILVER	SHAW Jayson	GBR - Great Britain
BRONZE	OI Naoyuki	JPN - Japan



Results

OI Naoyuki (JPN)

vs

KO Pin Yi (TPE)

Race to: 11

Name	Games	Winner	Remark
OI Naoyuki	11	X	
KO Pin Yi	9		



Results

BIADO Carlo (PHI)

vs

SHAW Jayson (GBR)

Race to: 11

Name	Games	Winner	Remark
BIADO Carlo	11	X	
SHAW Jayson	7		



Results

OI Naoyuki (JPN)

vs

BIADO Carlo (PHI)

Race to: 11

Name	Games	Winner	Remark
OI Naoyuki	7		
BIADO Carlo	11	X	



Results

SHAW Jayson (GBR)

vs

KO Pin Yi (TPE)

Race to: 11

Name	Games	Winner	Remark
SHAW Jayson	11	X	
KO Pin Yi	6		



Results

OUSCHAN Albin (AUT)

vs

OI Naoyuki (JPN)

Race to: 11

Name	Games	Winner	Remark
OUSCHAN Albin	9		
OI Naoyuki	11	X	



Results

BIADO Carlo (PHI)

vs

FORTUNSKI Mieszko (POL)

Race to: 11

Name	Games	Winner	Remark
BIADO Carlo	11	X	
FORTUNSKI Mieszko	9		



Results

SHAW Jayson (GBR)

vs

EDWARDS Matt (NZL)

Race to: 11

Name	Games	Winner	Remark
SHAW Jayson	11	X	
EDWARDS Matt	5		



Results

ALCAID David (ESP)

vs

KO Pin Yi (TPE)

Race to: 11

Name	Games	Winner	Remark
ALCAID David	9		
KO Pin Yi	11	X	



Results

OUSCHAN Albin (AUT)

vs

ABDELATI RIAD Ameer (MAR)

Race to: 11

Name	Games	Winner	Remark
OUSCHAN Albin	11	X	
ABDELATI RIAD Ameer	1		



Results

SHUFF Brandon (USA)

vs

OI Naoyuki (JPN)

Race to: 11

Name	Games	Winner	Remark
SHUFF Brandon	9		
OI Naoyuki	11	X	



Results

BIADO Carlo (PHI)

vs

FILLER Joshua (GER)

Race to: 11

Name	Games	Winner	Remark
BIADO Carlo	11	X	
FILLER Joshua	5		



Results

FORTUNSKI Mieszko (POL)

vs

WU Jiaqing (CHN)

Race to: 11

Name	Games	Winner	Remark
FORTUNSKI Mieszko	11	X	
WU Jiaqing	10		



Results

SHAW Jayson (GBR)

vs

ZULLIY Alejandro (CHI)

Race to: 11

Name	Games	Winner	Remark
SHAW Jayson	11	X	
ZULLIY Alejandro	8		



Results

EDWARDS Matt (NZL)

vs

CHINAKHOV Ruslan (RUS)

Race to: 11

Name	Games	Winner	Remark
EDWARDS Matt	11	X	
CHINAKHOV Ruslan	10		



Results

ALCAID David (ESP)

vs

WILKIE Shaun (USA)

Race to: 11

Name	Games	Winner	Remark
ALCAID David	11	X	
WILKIE Shaun	2		



Results

REGLI Ronald (SUI)

vs

KO Pin Yi (TPE)

Race to: 11

Name	Games	Winner	Remark
REGLI Ronald	2		
KO Pin Yi	11	X	

RESULTS BOOK



Billiard Sports Women's Pool



THE WORLD GAMES
WROCLAW 2017

T+TISSOT



Results Summary

As of SUN 30 JUL 2017

Match	Name	NOC Code	Result	NOC Code	Name
WED 26 JUL 2017					
Round of 16 Match 1	HAN Yu	CHN	9 - 0	NCA	GARCIA Karen
Round of 16 Match 2	SEROSHTAN Natalia	RUS	5 - 9	POL	CZUPRYNSKA Oliwia
Round of 16 Match 3	KAWAHARA Chihiro	JPN	9 - 3	RSA	ROSSOUW Nicola
Round of 16 Match 4	WEBB Monica	USA	2 - 9	KOR	KIM Gayoung
THU 27 JUL 2017					
Round of 16 Match 5	CHOU Chieh Yu	TPE	9 - 1	GER	KAPLAN - JENTSCHURA Ina
Round of 16 Match 6	KASEMCHAIYANAN Molrudee	NZL	2 - 9	PHI	CENTENO Chezka
Round of 16 Match 7	FISHER Kelly	GBR	4 - 9	RUS	TKACH Kristina
Round of 16 Match 8	BARRETTA Jennifer	USA	7 - 9	CHN	CHEN Siming
FRI 28 JUL 2017					
Quarterfinal 1	HAN Yu	CHN	9 - 4	POL	CZUPRYNSKA Oliwia
Quarterfinal 2	KAWAHARA Chihiro	JPN	7 - 9	KOR	KIM Gayoung
Quarterfinal 3	CHOU Chieh Yu	TPE	8 - 9	PHI	CENTENO Chezka
Quarterfinal 4	TKACH Kristina	RUS	2 - 9	CHN	CHEN Siming
SAT 29 JUL 2017					
Semifinal 1	HAN Yu	CHN	8 - 9	KOR	KIM Gayoung
Semifinal 2	CENTENO Chezka	PHI	6 - 9	CHN	CHEN Siming
Bronze Medal Match	HAN Yu	CHN	9 - 3	PHI	CENTENO Chezka
SUN 30 JUL 2017					
Gold Medal Match	KIM Gayoung	KOR	3 - 9	CHN	CHEN Siming



Brackets

As of SUN 30 JUL 2017





Medallists

As of SUN 30 JUL 2017

Medal	Name	NOC
GOLD	CHEN Siming	CHN - People's Republic of China
SILVER	KIM Gayoung	KOR - Republic of Korea
BRONZE	HAN Yu	CHN - People's Republic of China



Results

HAN Yu (CHN)

vs

CENTENO Chezka (PHI)

Race to: 9

Name	Games	Winner	Remark
HAN Yu	9	X	
CENTENO Chezka	3		



Results

KIM Gayoung (KOR)

vs

CHEN Siming (CHN)

Race to: 9

Name	Games	Winner	Remark
KIM Gayoung	3		
CHEN Siming	9	X	



Results

HAN Yu (CHN)

vs

KIM Gayoung (KOR)

Race to: 9

Name	Games	Winner	Remark
HAN Yu	8		
KIM Gayoung	9	X	



Results

CENTENO Chezka (PHI)

vs

CHEN Siming (CHN)

Race to: 9

Name	Games	Winner	Remark
CENTENO Chezka	6		
CHEN Siming	9	X	



Results

HAN Yu (CHN)

vs

CZUPRYNSKA Oliwia (POL)

Race to: 9

Name	Games	Winner	Remark
HAN Yu	9	X	
CZUPRYNSKA Oliwia	4		



Results

KAWAHARA Chihiro (JPN)

vs

KIM Gayoung (KOR)

Race to: 9

Name	Games	Winner	Remark
KAWAHARA Chihiro	7		
KIM Gayoung	9	X	



Results

CHOU Chieh Yu (TPE)

vs

CENTENO Chezka (PHI)

Race to: 9

Name	Games	Winner	Remark
CHOU Chieh Yu	8		
CENTENO Chezka	9	X	



Results

TKACH Kristina (RUS)

vs

CHEN Siming (CHN)

Race to: 9

Name	Games	Winner	Remark
TKACH Kristina	2		
CHEN Siming	9	X	



Results

HAN Yu (CHN)

vs

GARCIA Karen (NCA)

Race to: 9

Name	Games	Winner	Remark
HAN Yu	9	X	
GARCIA Karen	0		



Results

SEROSHTAN Natalia (RUS)

vs

CZUPRYNSKA Oliwia (POL)

Race to: 9

Name	Games	Winner	Remark
SEROSHTAN Natalia	5		
CZUPRYNSKA Oliwia	9	X	



Results

KAWAHARA Chihiro (JPN)

vs

ROSSOUW Nicola (RSA)

Race to: 9

Name	Games	Winner	Remark
KAWAHARA Chihiro	9	X	
ROSSOUW Nicola	3		



Results

WEBB Monica (USA)

vs

KIM Gayoung (KOR)

Race to: 9

Name	Games	Winner	Remark
WEBB Monica	2		
KIM Gayoung	9	X	



Results

CHOU Chieh Yu (TPE)

vs

KAPLAN - JENTSCHURA Ina (GER)

Race to: 9

Name	Games	Winner	Remark
CHOU Chieh Yu	9	X	
KAPLAN - JENTSCHURA Ina	1		



Results

KASEMCHAIYANAN Molrudee (NZL)

vs

CENTENO Chezka (PHI)

Race to: 9

Name	Games	Winner	Remark
KASEMCHAIYANAN Molrudee	2		
CENTENO Chezka	9	X	



Results

FISHER Kelly (GBR)

vs

TKACH Kristina (RUS)

Race to: 9

Name	Games	Winner	Remark
FISHER Kelly	4		
TKACH Kristina	9	X	



Results

BARRETTA Jennifer (USA)

vs

CHEN Siming (CHN)

Race to: 9

Name	Games	Winner	Remark
BARRETTA Jennifer	7		
CHEN Siming	9	X	

RESULTS BOOK



Billiard Sports Mixed Snooker



THE WORLD GAMES
WROCLAW 2017

T+TISSOT



Results Summary

As of SUN 30 JUL 2017

Match	Name	NOC Code	Result	NOC Code	Name
WED 26 JUL 2017					
Round of 16 Match 1	CARTER Ali	GBR	3 - 0	AUS	DALITZ Shaun
Round of 16 Match 2	BRENNAN Declan	IRL	3 - 1	BEL	JANS Wendy
Round of 16 Match 3	MEHTA Aditya	IND	1 - 3	POL	FILIPIAK Kacper
Round of 16 Match 4	BILAL Muhammad	PAK	0 - 3	CHN	XU Si
THU 27 JUL 2017					
Round of 16 Match 5	VAHEDI Soheil	IRI	3 - 1	RSA	FRANCISCO Peter
Round of 16 Match 6	URSENBACHER Alexander	SUI	3 - 1	GBR	PAGETT Andrew
Round of 16 Match 7	NG On Yee	HKG	2 - 3	IRL	JUDGE Michael
Round of 16 Match 8	PETROV Andres	EST	1 - 3	GBR	WILSON Kyren
FRI 28 JUL 2017					
Quarterfinal 1	CARTER Ali	GBR	3 - 1	IRL	BRENNAN Declan
Quarterfinal 2	FILIPIAK Kacper	POL	2 - 3	CHN	XU Si
Quarterfinal 3	VAHEDI Soheil	IRI	3 - 1	SUI	URSENBACHER Alexander
Quarterfinal 4	JUDGE Michael	IRL	1 - 3	GBR	WILSON Kyren
SAT 29 JUL 2017					
Semifinal 1	CARTER Ali	GBR	3 - 0	CHN	XU Si
Semifinal 2	VAHEDI Soheil	IRI	0 - 3	GBR	WILSON Kyren
Bronze Medal Match	XU Si	CHN	2 - 3	IRI	VAHEDI Soheil
SUN 30 JUL 2017					
Gold Medal Match	CARTER Ali	GBR	1 - 3	GBR	WILSON Kyren



Brackets

As of SUN 30 JUL 2017





Medallists

As of SUN 30 JUL 2017

Medal	Name	NOC
GOLD	WILSON Kyren	GBR - Great Britain
SILVER	CARTER Ali	GBR - Great Britain
BRONZE	VAHEDI Soheil	IRI - Islamic Republic of Iran



Results

XU Si (CHN)

vs

VAHEDI Soheil (IRI)

Race to: 3

Name	Frames	Winner	Remark
XU Si	2		
VAHEDI Soheil	3	X	



Results

CARTER Ali (GBR)

vs

WILSON Kyren (GBR)

Race to: 3

Name	Frames	Winner	Remark
CARTER Ali	1		
WILSON Kyren	3	X	



Results

CARTER Ali (GBR)

vs

XU Si (CHN)

Race to: 3

Name	Frames	Winner	Remark
CARTER Ali	3	X	
XU Si	0		



Results

VAHEDI Soheil (IRI)

vs

WILSON Kyren (GBR)

Race to: 3

Name	Frames	Winner	Remark
VAHEDI Soheil	0		
WILSON Kyren	3	X	



Results

CARTER Ali (GBR)

vs

BRENNAN Declan (IRL)

Race to: 3

Name	Frames	Winner	Remark
CARTER Ali	3	X	
BRENNAN Declan	1		



Results

FILIPIAK Kacper (POL)

vs

XU Si (CHN)

Race to: 3

Name	Frames	Winner	Remark
FILIPIAK Kacper	2		
XU Si	3	X	



Results

VAHEDI Soheil (IRI)

vs

URSENBACHER Alexander (SUI)

Race to: 3

Name	Frames	Winner	Remark
VAHEDI Soheil	3	X	
URSENBACHER Alexander	1		



Results

JUDGE Michael (IRL)

vs

WILSON Kyren (GBR)

Race to: 3

Name	Frames	Winner	Remark
JUDGE Michael	1		
WILSON Kyren	3	X	



Results

CARTER Ali (GBR)

vs

DALITZ Shaun (AUS)

Race to: 3

Name	Frames	Winner	Remark
CARTER Ali	3	X	
DALITZ Shaun	0		



Results

BRENNAN Declan (IRL)

vs

JANS Wendy (BEL)

Race to: 3

Name	Frames	Winner	Remark
BRENNAN Declan	3	X	
JANS Wendy	1		



Results

MEHTA Aditya (IND)

vs

FILIPIAK Kacper (POL)

Race to: 3

Name	Frames	Winner	Remark
MEHTA Aditya	1		
FILIPIAK Kacper	3	X	



Results

BILAL Muhammad (PAK)

vs

XU Si (CHN)

Race to: 3

Name	Frames	Winner	Remark
BILAL Muhammad	0		
XU Si	3	X	



Results

VAHEDI Soheil (IRI)

vs

FRANCISCO Peter (RSA)

Race to: 3

Name	Frames	Winner	Remark
VAHEDI Soheil	3	X	
FRANCISCO Peter	1		



Results

URSENBACHER Alexander (SUI)

vs

PAGETT Andrew (GBR)

Race to: 3

Name	Frames	Winner	Remark
URSENBACHER Alexander	3	X	
PAGETT Andrew	1		



Results

NG On Yee (HKG)

vs

JUDGE Michael (IRL)

Race to: 3

Name	Frames	Winner	Remark
NG On Yee	2		
JUDGE Michael	3	X	



Results

PETROV Andres (EST)

vs

WILSON Kyren (GBR)

Race to: 3

Name	Frames	Winner	Remark
PETROV Andres	1		
WILSON Kyren	3	X	

RESULTS BOOK



Boules Sports



THE WORLD GAMES
WROCLAW 2017

T+TISSOT

RESULTS BOOK

TABLE OF CONTENT

9	Boules Sports	496
9.1	Table of Contents	497
9.2	Number of Entries by NOC	502
9.3	Medallists by Event	503
9.4	Medal Standings	504
9.5	Men's Lyonnaise Precision	505
9.5.1	Medallists	506
9.5.2	Finals	507
9.5.2.1	Results	507
9.5.3	Qualification	508
9.5.3.1	Results	508
9.6	Men's Lyonnaise Progressive	509
9.6.1	Medallists	510
9.6.2	Qualification	511
9.6.2.1	Results	511
9.7	Men's Petanque Precision Shooting	512
9.7.1	Results Summary	513
9.7.2	Brackets	514
9.7.3	Medallists	515
9.7.4	Finals	516
9.7.4.1	Bronze Medal Match #4 Results	516
9.7.4.2	Gold Medal Match #5 Results	517
9.7.5	Semifinal	518
9.7.5.1	Semifinal 1 Results	518
9.7.5.2	Semifinal 2 Results	519
9.7.6	Qualification	520
9.7.6.1	Results	520
9.8	Men's Petanque Doubles	521





9.8.1	Results Summary	522
9.8.2	Brackets	523
9.8.3	Medallists	524
9.8.4	Finals	525
9.8.4.1	Gold Medal Match #16 Results	525
9.8.4.2	Bronze Medal Match #15 Results	526
9.8.5	Semifinal	527
9.8.5.1	Semifinal 1 Results	527
9.8.5.2	Semifinal 2 Results	528
9.8.6	Group A	529
9.8.6.1	Match 1 Results	529
9.8.6.2	Match 2 Results	530
9.8.6.3	Match 3 Results	531
9.8.6.4	Match 4 Results	532
9.8.6.5	Match 5 Results	533
9.8.7	Group B	534
9.8.7.1	Match 1 Results	534
9.8.7.2	Match 2 Results	535
9.8.7.3	Match 3 Results	536
9.8.7.4	Match 4 Results	537
9.8.7.5	Match 5 Results	538
9.9	Men's Raffa Doubles	539
9.9.1	Results Summary	540
9.9.2	Brackets	541
9.9.3	Round Robin Summary	542
9.9.4	Medallists	543
9.9.5	Finals	544
9.9.5.1	Gold Medal Match #16 Results	544
9.9.5.2	Bronze Medal Match #15 Results	545
9.9.6	Semifinal	546
9.9.6.1	Semifinal 1 Results	546
9.9.6.2	Semifinal 2 Results	547
9.9.7	Group A	548
9.9.7.1	Match 1 Results	548
9.9.7.2	Match 2 Results	549
9.9.7.3	Match 3 Results	550
9.9.7.4	Match 4 Results	551
9.9.7.5	Match 5 Results	552
9.9.8	Group B	553





9.9.8.1	Match 1 Results	553
9.9.8.2	Match 2 Results	554
9.9.8.3	Match 3 Results	555
9.9.8.4	Match 4 Results	556
9.9.8.5	Match 5 Results	557
9.10	Women's Lyonnaise Precision	558
9.10.1	Medallists	559
9.10.2	Finals	560
9.10.2.1	Results	560
9.10.3	Qualification	561
9.10.3.1	Results	561
9.11	Women's Lyonnaise Progressive	562
9.11.1	Medallists	563
9.11.2	Qualification	564
9.11.2.1	Results	564
9.12	Women's Petanque Precision Shooting	565
9.12.1	Results Summary	566
9.12.2	Brackets	567
9.12.3	Medallists	568
9.12.4	Finals	569
9.12.4.1	Bronze Medal Match #4 Results	569
9.12.4.2	Gold Medal Match #5 Results	570
9.12.5	Semifinal	571
9.12.5.1	Semifinal 1 Results	571
9.12.5.2	Semifinal 2 Results	572
9.12.6	Qualification	573
9.12.6.1	Results	573
9.13	Women's Petanque Doubles	574
9.13.1	Results Summary	575
9.13.2	Brackets	576
9.13.3	Medallists	577
9.13.4	Finals	578
9.13.4.1	Gold Medal Match #16 Results	578
9.13.4.2	Bronze Medal Match #15 Results	579
9.13.5	Semifinal	580
9.13.5.1	Semifinal 1 Results	580
9.13.5.2	Semifinal 2 Results	581
9.13.6	Group A	582
9.13.6.1	Match 1 Results	582





9.13.6.2	Match 2 Results	583
9.13.6.3	Match 3 Results	584
9.13.6.4	Match 4 Results	585
9.13.6.5	Match 5 Results	586
9.13.7	Group B	587
9.13.7.1	Match 1 Results	587
9.13.7.2	Match 2 Results	588
9.13.7.3	Match 3 Results	589
9.13.7.4	Match 4 Results	590
9.13.7.5	Match 5 Results	591
9.14	Women's Raffa Doubles	592
9.14.1	Results Summary	593
9.14.2	Brackets	594
9.14.3	Round Robin Summary	595
9.14.4	Medallists	596
9.14.5	Finals	597
9.14.5.1	Gold Medal Match #16 Results	597
9.14.5.2	Bronze Medal Match #15 Results	598
9.14.6	Semifinal	599
9.14.6.1	Semifinal 1 Results	599
9.14.6.2	Semifinal 2 Results	600
9.14.7	Group A	601
9.14.7.1	Match 1 Results	601
9.14.7.2	Match 2 Results	602
9.14.7.3	Match 3 Results	603
9.14.7.4	Match 4 Results	604
9.14.7.5	Match 5 Results	605
9.14.8	Group B	606
9.14.8.1	Match 1 Results	606
9.14.8.2	Match 2 Results	607
9.14.8.3	Match 3 Results	608
9.14.8.4	Match 4 Results	609
9.14.8.5	Match 5 Results	610





Number of Entries by NOC

As of FRI 21 JUL 2017

	Men							Women							Total Athletes
	Lyonnaise Precision	Lyonnaise Progressive	Petanque Precision	Raffa Singles	Petanque Doubles	Raffa Doubles	Total Entries	Lyonnaise Precision	Lyonnaise Progressive	Petanque Shooting	Raffa Singles	Petanque Doubles	Raffa Doubles	Total Entries	
ALG - Algeria								1						1	1
ARG - Argentina	1						1				1		2	3	3
AUS - Australia	1	1					2								1
AUT - Austria				1		2	3								2
BEL - Belgium			1		2		3			1		2		3	4
BIH - Bosnia and Herzegovina	1						1								1
BRA - Brazil				1		2	3				1		2	3	4
CHI - Chile		1		1		2	4	1	1					2	5
CHN - People's Republic of China	1	1					2	1	1	1	1	2	2	8	8
CRO - Croatia	1						1		1					1	2
DEN - Denmark			1		2		3								2
ESP - Spain			1		2		3			1		2		3	4
FRA - France	1	1	1		2		5	1	1	1		2		5	8
GER - Germany										1		2		3	2
ITA - Italy	1	1	1	1	2	2	8	1	1		1		2	5	10
MAD - Madagascar			1		2		3			1		2		3	4
MAR - Morocco								1						1	1
MON - Monaco	1	1					2								2
POL - Poland			1	1	2	2	6			1	1	2	2	6	8
RUS - Russian Federation									1					1	1
SLO - Slovenia		1					1	1	1					2	3
SMR - San Marino				1		2	3								2
SUI - Switzerland				1		2	3				1		2	3	4
SVK - Slovakia											1		2	3	2
THA - Thailand			1		2		3			1		2		3	4
TUR - Turkey								1	1		1		2	5	4
USA - United States of America				1		2	3								2
Total	8	7	8	8	16	16	63	8	8	8	8	16	16	64	94



Medallists by Event

As of MON 24 JUL 2017

After 10 of 10 Events

Event Name	Date	Medal	Name	NOC Code
Men's Petanque Doubles	MON 24 JUL	GOLD	DUTTO Fabio RIZZI Diego	ITA
		SILVER	SANGKAEW Thanakorn SRIBOONPENG Sarawut	THA
		BRONZE	CATALAN Enrique ROMERO Manuel	ESP
Men's Raffa Doubles	MON 24 JUL	GOLD	di NICOLA Giuliano FORMICONE Gianluca	ITA
		SILVER	DALL'OLMO Enrico FRISONI Jacopo	SMR
		BRONZE	BAUR Gunther WOLFGANG Philipp	AUT
Women's Petanque Doubles	MON 24 JUL	GOLD	FUEANGSANIT Nantawan WONGCHUVEJ Phantipha	THA
		SILVER	BARZIN Nancy MAX Camille	BEL
		BRONZE	BOURRIAUD Caroline MAILLARD Anne	FRA
Women's Raffa Doubles	MON 24 JUL	GOLD	BOLATTI Romina MAIZ Maria Victoria	ARG
		SILVER	DALLA CORTE Noeli MARTINS Ana Caroline	BRA
		BRONZE	CEN Wefei ZHANG Wei	CHN
Men's Lyonnaise Precision	MON 24 JUL	GOLD	PRETTO Nicolas	ARG
		SILVER	PERO Cubela	CRO
		BRONZE	CHIRAT Gregory	FRA
Men's Petanque Precision Shooting	MON 24 JUL	GOLD	LACROIX Henri	FRA
		SILVER	SANGKAEW Thanakorn	THA
		BRONZE	RIZZI Diego	ITA
Women's Lyonnaise Precision	MON 24 JUL	GOLD	GUO Xiaomin	CHN
		SILVER	MARIE Suzy	FRA
		BRONZE	SKOBERNE Laura	SLO
Women's Petanque Precision Shooting	MON 24 JUL	GOLD	BOURRIAUD Caroline	FRA
		SILVER	FUEANGSANIT Nantawan	THA
		BRONZE	CHAO Guijin	CHN
Men's Lyonnaise Progressive	SUN 23 JUL	GOLD	ABELFO Guillaume	FRA
		SILVER	PETRIC Anze	SLO
		BRONZE	LI Panpan	CHN
Women's Lyonnaise Progressive	SUN 23 JUL	GOLD	BARTHET Barbara	FRA
		SILVER	WANG Yang	CHN
		BRONZE	TRAVERSA Serena	ITA



Medal Standings


As of MON 24 JUL 2017

After 10 of 10 Events

Rank	NOC	Men				Women				Total				Rank by Total
		G	S	B	Tot	G	S	B	Tot	G	S	B	Tot	
1	FRA - France	2		1	3	2	1	1	4	4	1	2	7	1
2	ITA - Italy	2		1	3			1	1	2		2	4	=3
3	ARG - Argentina	1			1	1			1	2			2	=5
4	THA - Thailand		2		2	1	1		2	1	3		4	=3
5	CHN - People's Republic of China			1	1	1	1	2	4	1	1	3	5	2
6	SLO - Slovenia		1		1			1	1		1	1	2	=5
7	BEL - Belgium						1		1		1		1	=7
7	BRA - Brazil						1		1		1		1	=7
7	CRO - Croatia		1		1						1		1	=7
7	SMR - San Marino		1		1						1		1	=7
11	AUT - Austria			1	1							1	1	=7
11	ESP - Spain			1	1							1	1	=7
	Total:	5	5	5	15	5	5	5	15	10	10	10	30	

Legend:

= Equal sign indicates that two or more NOCs share the same rank by total **B** Bronze **G** Gold **S** Silver **Tot** Total

Timing and Results provided by  **TISSOT**

RESULTS BOOK



Boules Sports Men's Lyonnaise Precision



THE WORLD GAMES
WROCLAW 2017

T+TISSOT



Medallists

As of MON 24 JUL 2017

Medal	Name	NOC
GOLD	PRETTO Nicolas	ARG - Argentina
SILVER	PERO Cubela	CRO - Croatia
BRONZE	CHIRAT Gregory	FRA - France



Results

Name	NOC Code	Result	Remark
PRETTO Nicolas	ARG	20	
PERO Cubela	CRO	17	
CHIRAT Gregory	FRA	17	
GALOIC Ivan	BIH	13	




Results

As of MON 24 JUL 2017

Rank	Name	NOC Code	Round1	Round2	Result	Remark
1	CHIRAT Gregory	FRA	21	24	45	Q
2	PRETTO Nicolas	ARG	21	17	38	Q
3	PERO Cubela	CRO	25	12	37	Q
4	GALOIC Ivan	BIH	17	18	35	Q
5	SUO Wentao	CHN	13	13	26	
5	MANOLINO Davide	ITA	14	12	26	
7	PASCUZZI Santo Junior	AUS	13	11	24	
8	VALERI Florian	MON	3	6	9	

Legend:
Q Qualified

Timing and Results provided by  **TISSOT**

RESULTS BOOK



Boules Sports Men's Lyonnaise Progressive



THE WORLD GAMES
WROCLAW 2017

T+TISSOT



Medallists

As of MON 24 JUL 2017

Medal	Name	NOC
GOLD	ABELFO Guillaume	FRA - France
SILVER	PETRIC Anze	SLO - Slovenia
BRONZE	LI Panpan	CHN - People's Republic of China




Results

As of SAT 22 JUL 2017

Rank	Name	NOC Code	Round1	Round2	Result	Remark
1	ABELFO Guillaume	FRA	40	44	84	Q
1	PETRIC Anze	SLO	41	43	84	Q
3	LI Panpan	CHN	38	41	79	Q
4	ROGGERO Mauro	ITA	38	37	75	Q
5	PASCUZZI Santo Junior	AUS	25	31	56	
6	BARBANO ARENAS Franco	CHI	21	32	53	
7	TRICHARD Alexandre	MON	27	24	51	

Legend:
Q Qualified

Timing and Results provided by  **TISSOT**

RESULTS BOOK



Boules Sports Men's Petanque Precision Shooting



THE WORLD GAMES
WROCLAW 2017

T+TISSOT



Results Summary

As of MON 24 JUL 2017

Match	Name	NOC Code	Result	NOC Code	Name
MON 24 JUL 2017					
Semifinals Semifinal 1	RIZZI Diego	ITA	53 - 55	FRA	LACROIX Henri
Semifinals Semifinal 2	WEIBEL Claudy	BEL	42 - 58	THA	SANGKAEW Thanakorn
Bronze Medal Match	WEIBEL Claudy	BEL	39 - 45	ITA	RIZZI Diego
Gold Medal Match	SANGKAEW Thanakorn	THA	53 - 60	FRA	LACROIX Henri



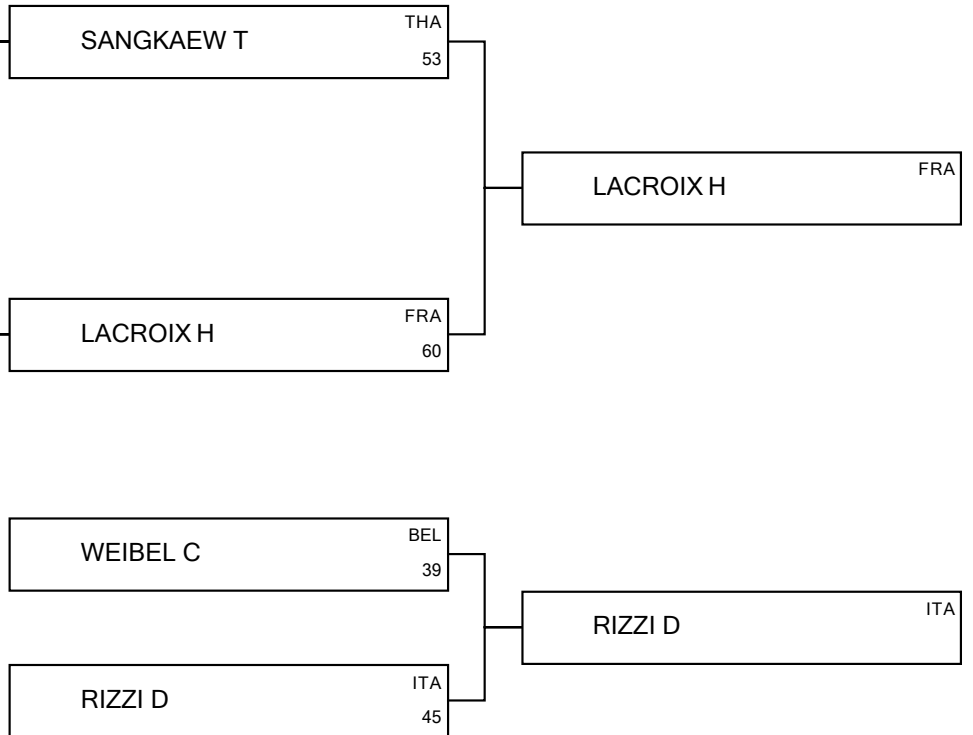
Brackets

As of MON 24 JUL 2017

Semifinals



Finals



MEDALLISTS		
Gold	LACROIX H	FRA
Silver	SANGKAEW T	THA
Bronze	RIZZI D	ITA



Medallists

As of MON 24 JUL 2017

Medal	Name	NOC
GOLD	LACROIX Henri	FRA - France
SILVER	SANGKAEW Thanakorn	THA - Thailand
BRONZE	RIZZI Diego	ITA - Italy



Results

Name	NOC Code	Result	Remark
WEIBEL Claudy	BEL	39	
RIZZI Diego	ITA	45	



Results

Name	NOC Code	Result	Remark
SANGKAEW Thanakorn	THA	53	
LACROIX Henri	FRA	60	



Results

Name	NOC Code	Result	Remark
RIZZI Diego	ITA	53	
LACROIX Henri	FRA	55	



Results

Name	NOC Code	Result	Remark
WEIBEL Claudy	BEL	42	
SANGKAEW Thanakorn	THA	58	




Results

As of SUN 23 JUL 2017

Rank	Name	NOC Code	Round1	Round2	Result	Remark
1	RIZZI Diego	ITA	67		67	Q
2	WEIBEL Claudy	BEL	56		56	Q
3	SANGKAEW Thanakorn	THA	44	59	103	Q
4	LACROIX Henri	FRA	31	59	90	Q
4	ANDRIAMAHANDRY Tafita Angello Micka	MAD	40	50	90	
6	OLSEN Morten Junge	DEN	38	39	77	
7	ROMERO Manuel	ESP	30	39	69	
8	SLIZ Jędrzej	POL	26	41	67	

Legend:
Q Qualified

Timing and Results provided by  **TISSOT**

RESULTS BOOK



Boules Sports Men's Petanque Doubles



THE WORLD GAMES
WROCLAW 2017

T+TISSOT



Results Summary

As of MON 24 JUL 2017


Match	Name	NOC Code	Result	NOC Code	Name
SUN 23 JUL 2017					
Group A Match 1	DENMARK	DEN	5 - 13	THA	THAILAND
Group A Match 2	FRANCE	FRA	13 - 9	ESP	SPAIN
Group B Match 1	POLAND	POL	13 - 12	BEL	BELGIUM
Group B Match 2	MADAGASCAR	MAD	9 - 10	ITA	ITALY
Group A Match 3	THAILAND	THA	13 - 7	FRA	FRANCE
Group A Match 4	DENMARK	DEN	6 - 11	ESP	SPAIN
Group B Match 3	POLAND	POL	0 - 13	ITA	ITALY
Group B Match 4	MADAGASCAR	MAD	13 - 6	BEL	BELGIUM
Group A Match 5	FRANCE	FRA	10 - 11	ESP	SPAIN
Group B Match 5	MADAGASCAR	MAD	13 - 4	POL	POLAND
Semifinals Semifinal 1	THAILAND	THA	13 - 12	MAD	MADAGASCAR
Semifinals Semifinal 2	ITALY	ITA	13 - 8	ESP	SPAIN
MON 24 JUL 2017					
Gold Medal Match	THAILAND	THA	3 - 13	ITA	ITALY
Bronze Medal Match	MADAGASCAR	MAD	5 - 13	ESP	SPAIN



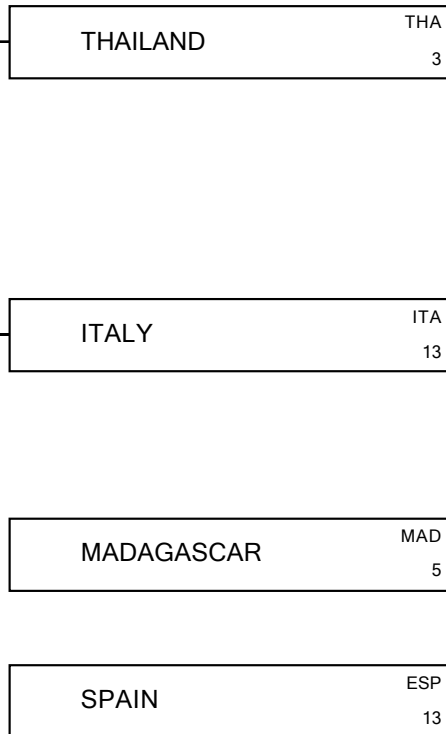
Brackets

As of MON 24 JUL 2017

Semifinals



Finals



MEDALLISTS		
Gold	ITALY	ITA
Silver	THAILAND	THA
Bronze	SPAIN	ESP



Medallists

As of MON 24 JUL 2017

Medal	NOC	Name
GOLD	ITA - Italy	DUTTO Fabio RIZZI Diego
SILVER	THA - Thailand	SANGKAEW Thanakorn SRIBOONPENG Sarawut
BRONZE	ESP - Spain	CATALAN Enrique ROMERO Manuel



Results

Name	NOC Code	Points	Remark
THAILAND SANGKAEW Thanakorn SRIBOONPENG Sarawut	THA	3	
ITALY DUTTO Fabio RIZZI Diego	ITA	13	



Results

Name	NOC Code	Points	Remark
MADAGASCAR ANDRIAMAHANDRY Tafita Angello Micka RASAMIMANANA Limsoon Solo	MAD	5	
SPAIN CATALAN Enrique ROMERO Manuel	ESP	13	



THE WORLD GAMES
WROCLAW 2017

Centennial Hall

SUN 23 JUL 2017
17:00

Boules Sports

Men's Petanque Doubles

Semifinals, Semifinal 1



Results

Name	NOC Code	Points	Remark
THAILAND SANGKAEW Thanakorn SRIBOONPENG Sarawut	THA	13	
MADAGASCAR ANDRIAMAHANDRY Tafita Angello Micka RASAMIMANANA Limsoon Solo	MAD	12	



Results

Name	NOC Code	Points	Remark
ITALY DUTTO Fabio RIZZI Diego	ITA	13	
SPAIN CATALAN Enrique ROMERO Manuel	ESP	8	



Results

Name	NOC Code	Points	Remark
DENMARK ERLANDSEN Anders OLSEN Morten Junge	DEN	5	
THAILAND SANGKAEW Thanakorn SRIBOONPENG Sarawut	THA	13	



Results

Name	NOC Code	Points	Remark
FRANCE LACROIX Henri QUINTAIS Philippe	FRA	13	
SPAIN CATALAN Enrique ROMERO Manuel	ESP	9	



Results

Name	NOC Code	Points	Remark
THAILAND SANGKAEW Thanakorn SRIBOONPENG Sarawut	THA	13	
FRANCE LACROIX Henri QUINTAIS Philippe	FRA	7	



Results

Name	NOC Code	Points	Remark
DENMARK ERLANDSEN Anders OLSEN Morten Junge	DEN	6	
SPAIN CATALAN Enrique ROMERO Manuel	ESP	11	



Results

Name	NOC Code	Points	Remark
FRANCE LACROIX Henri QUINTAIS Philippe	FRA	10	
SPAIN CATALAN Enrique ROMERO Manuel	ESP	11	



Results

Name	NOC Code	Points	Remark
POLAND SLIZ Andrzej SLIZ Jędrzej	POL	13	
BELGIUM LOZANO Andre Marcel WEIBEL Claudy	BEL	12	



Results

Name	NOC Code	Points	Remark
MADAGASCAR ANDRIAMAHANDRY Tafita Angello Micka RASAMIMANANA Limsoon Solo	MAD	9	
ITALY DUTTO Fabio RIZZI Diego	ITA	10	



Results

Name	NOC Code	Points	Remark
POLAND SLIZ Andrzej SLIZ Jędrzej	POL	0	
ITALY DUTTO Fabio RIZZI Diego	ITA	13	



Results

Name	NOC Code	Points	Remark
MADAGASCAR ANDRIAMAHANDRY Tafita Angello Micka RASAMIMANANA Limsoon Solo	MAD	13	
BELGIUM LOZANO Andre Marcel WEIBEL Claudy	BEL	6	



Results

Name	NOC Code	Points	Remark
MADAGASCAR ANDRIAMAHANDRY Tafita Angello Micka RASAMIMANANA Limsoon Solo	MAD	13	
POLAND SLIZ Andrzej SLIZ Jędrzej	POL	4	

RESULTS BOOK



Boules Sports Men's Raffa Doubles



THE WORLD GAMES
WROCLAW 2017

T+ TISSOT



Results Summary

As of MON 24 JUL 2017

Match	Name	NOC Code	Result	NOC Code	Name
SAT 22 JUL 2017					
Group A Match 1	ITALY	ITA	12 - 2	SUI	SWITZERLAND
Group A Match 2	BRAZIL	BRA	12 - 10	POL	POLAND
Group B Match 1	UNITED STATES OF AMERICA	USA	6 - 12	AUT	AUSTRIA
Group A Match 3	ITALY	ITA	9 - 12	BRA	BRAZIL
Group A Match 4	SWITZERLAND	SUI	12 - 0	POL	POLAND
Group B Match 2	CHILE	CHI	9 - 12	SMR	SAN MARINO
Group A Match 5	ITALY	ITA	12 - 5	SUI	SWITZERLAND
Group B Match 3	AUSTRIA	AUT	12 - 5	SMR	SAN MARINO
Group B Match 4	UNITED STATES OF AMERICA	USA	9 - 12	CHI	CHILE
Group B Match 5	CHILE	CHI	6 - 12	SMR	SAN MARINO
SUN 23 JUL 2017					
Semifinals Semifinal 1	BRAZIL	BRA	1 - 12	SMR	SAN MARINO
Semifinals Semifinal 2	AUSTRIA	AUT	0 - 12	ITA	ITALY
MON 24 JUL 2017					
Gold Medal Match	SAN MARINO	SMR	7 - 12	ITA	ITALY
Bronze Medal Match	BRAZIL	BRA	10 - 12	AUT	AUSTRIA



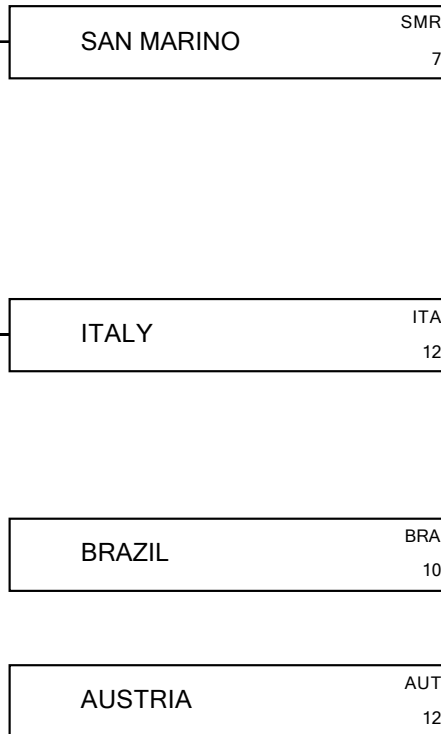
Brackets

As of MON 24 JUL 2017


Semifinals



Finals



MEDALLISTS		
Gold	ITALY	ITA
Silver	SAN MARINO	SMR
Bronze	AUSTRIA	AUT





Round Robin Summary

As of SAT 22 JUL 2017

Group A


Rank	NOC Code	Name	A	B	C	D	Games	Won	Remark
1	BRA	A BRAZIL	-	12		12	2	2	Q
2	ITA	B ITALY	9	-	12 12		3	2	Q
3	SUI	C SWITZERLAND		2 5	-	12	3	1	
4	POL	D POLAND	10		0	-	2	0	

Group B

Rank	NOC Code	Name	A	B	C	D	Games	Won	Remark
1	AUT	A AUSTRIA	-	12		12	2	2	Q
2	SMR	B SAN MARINO	5	-	12 12		3	2	Q
3	CHI	C CHILE		9 6	-	12	3	1	
4	USA	D UNITED STATES OF AMERICA	6		9	-	2	0	

Legend:

Q Qualified

Timing and Results provided by  TISSOT



Medallists

As of MON 24 JUL 2017

Medal	NOC	Name
GOLD	ITA - Italy	di NICOLA Giuliano FORMICONE Gianluca
SILVER	SMR - San Marino	DALL'OLMO Enrico FRISONI Jacopo
BRONZE	AUT - Austria	BAUR Gunther WOLFGANG Philipp



Results

REVISED
24 JUL 11:35

Name	NOC Code	Points	Remark
SAN MARINO DALL'OLMO Enrico FRISONI Jacopo	SMR	7	
ITALY di NICOLA Giuliano FORMICONE Gianluca	ITA	12	



Results

Name	NOC Code	Points	Remark
BRAZIL BRANCHI Volnei CENCI Nei Luiz	BRA	10	
AUSTRIA BAUR Gunther WOLFGANG Philipp	AUT	12	



Results

Name	NOC Code	Points	Remark
BRAZIL BRANCHI Volnei CENCI Nei Luiz	BRA	1	
SAN MARINO DALL'OLMO Enrico FRISONI Jacopo	SMR	12	



Results

Name	NOC Code	Points	Remark
AUSTRIA BAUR Gunther WOLFGANG Philipp	AUT	0	
ITALY di NICOLA Giuliano FORMICONE Gianluca	ITA	12	



Results

Name	NOC Code	Points	Remark
ITALY di NICOLA Giuliano FORMICONE Gianluca	ITA	12	
SWITZERLAND ORTELLI Valentino RODONI Luca	SUI	2	



Results

Name	NOC Code	Points	Remark
BRAZIL BRANCHI Volnei CENCI Nei Luiz	BRA	12	
POLAND NOWAKOWSKI Cezary Z OTOGORSKI Cyryl	POL	10	



Results

Name	NOC Code	Points	Remark
ITALY di NICOLA Giuliano FORMICONE Gianluca	ITA	9	
BRAZIL BRANCHI Volnei CENCI Nei Luiz	BRA	12	



Results

Name	NOC Code	Points	Remark
SWITZERLAND ORTELLI Valentino RODONI Luca	SUI	12	
POLAND NOWAKOWSKI Cezary Z OTOGORSKI Cyryl	POL	0	



Results

Name	NOC Code	Points	Remark
ITALY di NICOLA Giuliano FORMICONE Gianluca	ITA	12	
SWITZERLAND ORTELLI Valentino RODONI Luca	SUI	5	



Results

Name	NOC Code	Points	Remark
UNITED STATES OF AMERICA CARDELLO Chris LIBERTO John	USA	6	
AUSTRIA BAUR Gunther WOLFGANG Philipp	AUT	12	



Results

Name	NOC Code	Points	Remark
CHILE BAVESTRELLO STURLA Aldo GALVEZ MONSALVE Rodolfo	CHI	9	
SAN MARINO DALL'OLMO Enrico FRISONI Jacopo	SMR	12	



Results

Name	NOC Code	Points	Remark
AUSTRIA BAUR Gunther WOLFGANG Philipp	AUT	12	
SAN MARINO DALL'OLMO Enrico FRISONI Jacopo	SMR	5	



Results

Name	NOC Code	Points	Remark
UNITED STATES OF AMERICA CARDELLO Chris LIBERTO John	USA	9	
CHILE BAVESTRELLO STURLA Aldo GALVEZ MONSALVE Rodolfo	CHI	12	



Results

Name	NOC Code	Points	Remark
CHILE BAVESTRELLO STURLA Aldo GALVEZ MONSALVE Rodolfo	CHI	6	
SAN MARINO DALL'OLMO Enrico FRISONI Jacopo	SMR	12	

RESULTS BOOK



Boules Sports Women's Lyonnaise Precision



THE WORLD GAMES
WROCLAW 2017

T+TISSOT



Medallists

As of MON 24 JUL 2017

Medal	Name	NOC
GOLD	GUO Xiaomin	CHN - People's Republic of China
SILVER	MARIE Suzy	FRA - France
BRONZE	SKOBERNE Laura	SLO - Slovenia



Results

Name	NOC Code	Result	Remark
GUO Xiaomin	CHN	16	
MARIE Suzy	FRA	15	
SKOBERNE Laura	SLO	10	
POLITO MOLINA Sabrina	CHI	7	




Results

As of MON 24 JUL 2017

Rank	Name	NOC Code	Round1	Round2	Result	Remark
1	GUO Xiaomin	CHN	22	34	56	Q
2	POLITO MOLINA Sabrina	CHI	17	16	33	Q
3	MARIE Suzy	FRA	17	14	31	Q
4	SKOBERNE Laura	SLO	10	7	17	Q
5	TOULOUM Samia	ALG	7	9	16	
6	TARGAHOUI Fatiha	MAR	8	7	15	
7	BOZ Melike	TUR	9	4	13	
8	VENTURINI Caterina	ITA	8	3	11	

Legend:
Q Qualified

Timing and Results provided by 

RESULTS BOOK



Boules Sports Women's Lyonnaise Progressive



THE WORLD GAMES
WROCLAW 2017

T+TISSOT



Medallists

As of MON 24 JUL 2017

Medal	Name	NOC
GOLD	BARTHET Barbara	FRA - France
SILVER	WANG Yang	CHN - People's Republic of China
BRONZE	TRAVERSA Serena	ITA - Italy




Results

As of SAT 22 JUL 2017

Rank	Name	NOC Code	Round1	Round2	Result	Remark
1	BARTHET Barbara	FRA	42	41	83	Q
2	WANG Yang	CHN	40	40	80	Q
3	TRAVERSA Serena	ITA	37	38	75	Q
4	VOLCINA Nina	SLO	30	37	67	Q
5	SAHIN Necla	TUR	29	35	64	
6	ERASOVA Ekaterina	RUS	26	27	53	
7	BAJRIC Virginia	CRO	21	21	42	
8	POLITO MOLINA Melisa	CHI	19	21	40	

Legend:
Q Qualified

Timing and Results provided by  **TISSOT**

RESULTS BOOK



Boules Sports Women's Petanque Precision Shooting



THE WORLD GAMES
WROCLAW 2017

T+TISSOT



Results Summary

As of MON 24 JUL 2017

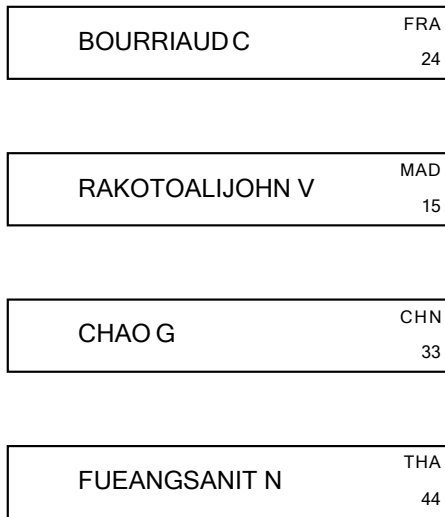
Match	Name	NOC Code	Result	NOC Code	Name
MON 24 JUL 2017					
Semifinals Semifinal 1	BOURRIAUD Caroline	FRA	24 - 15	MAD	RAKOTOALJOHN Vonifanja
Semifinals Semifinal 2	CHAO Guijin	CHN	33 - 44	THA	FUEANGSANIT Nantawan



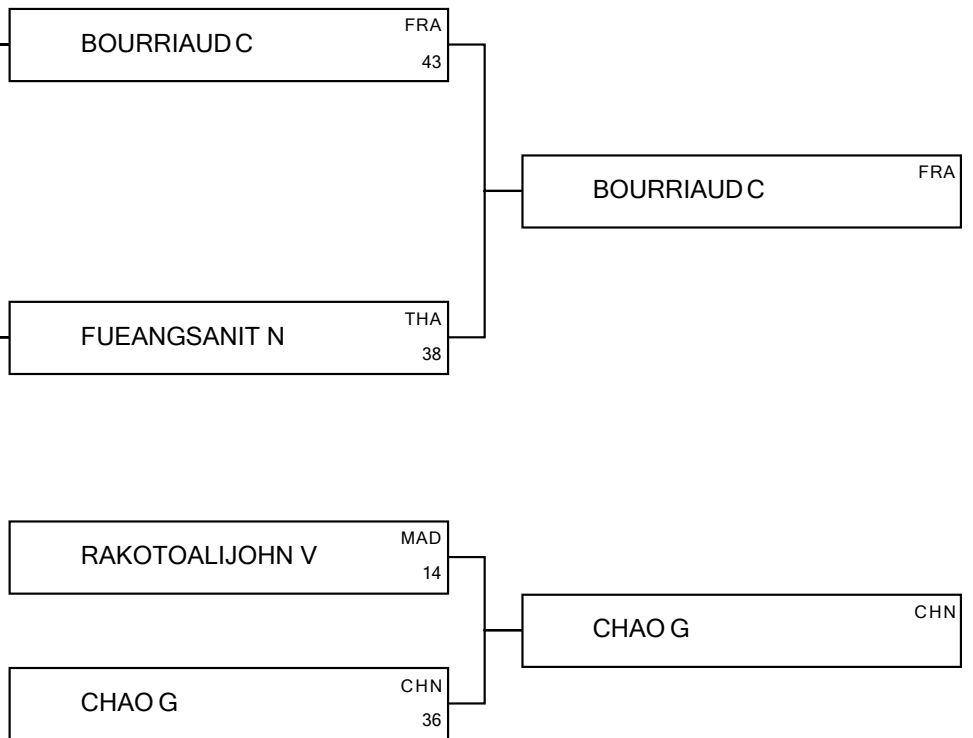
Brackets

As of MON 24 JUL 2017

Semifinals



Finals



MEDALLISTS		
Gold	BOURRIAUD C	FRA
Silver	FUEANGSANIT N	THA
Bronze	CHAO G	CHN



Medallists

As of MON 24 JUL 2017

Medal	Name	NOC
GOLD	BOURRIAUD Caroline	FRA - France
SILVER	FUEANGSANIT Nantawan	THA - Thailand
BRONZE	CHAO Guijin	CHN - People's Republic of China



Results

Name	NOC Code	Result	Remark
RAKOTOALIJOHN Vonifanja	MAD	14	
CHAO Guijin	CHN	36	



Results

Name	NOC Code	Result	Remark
BOURRIAUD Caroline	FRA	43	
FUEANGSANIT Nantawan	THA	38	



Results

Name	NOC Code	Result	Remark
BOURRIAUD Caroline	FRA	24	
RAKOTOALIJOHN Vonifanja	MAD	15	



Results

Name	NOC Code	Result	Remark
CHAO Guijin	CHN	33	
FUEANGSANIT Nantawan	THA	44	




Results

As of SUN 23 JUL 2017

Rank	Name	NOC Code	Round1	Round2	Result	Remark
1	BOURRIAUD Caroline	FRA	36		36	Q
2	CHAO Guijin	CHN	34		34	Q
3	FUEANGSANIT Nantawan	THA	34	39	73	Q
4	RAKOTOALIJOHN Vonifanja	MAD	32	38	70	Q
5	MAX Camille	BEL	30	39	69	
6	MARTINEZ LATORRE Veronica	ESP	31	26	57	
7	WALDBUSSER Indra Lisa	GER	28	23	51	
8	SZUBIELSKA Anna	POL	16	18	34	

Legend:
Q Qualified

Timing and Results provided by  **TISSOT**

RESULTS BOOK



Boules Sports Women's Petanque Doubles



THE WORLD GAMES
WROCLAW 2017

T+TISSOT



Results Summary

As of MON 24 JUL 2017


Match	Name	NOC Code	Result	NOC Code	Name
SUN 23 JUL 2017					
Group A Match 1	SPAIN	ESP	6 - 13	MAD	MADAGASCAR
Group A Match 2	GERMANY	GER	11 - 10	FRA	FRANCE
Group B Match 1	THAILAND	THA	13 - 1	CHN	PEOPLE'S REPUBLIC OF CHINA
Group B Match 2	POLAND	POL	2 - 13	BEL	BELGIUM
Group A Match 3	GERMANY	GER	5 - 13	MAD	MADAGASCAR
Group A Match 4	SPAIN	ESP	0 - 13	FRA	FRANCE
Group B Match 3	THAILAND	THA	13 - 5	BEL	BELGIUM
Group B Match 4	PEOPLE'S REPUBLIC OF CHINA	CHN	13 - 4	POL	POLAND
Group A Match 5	GERMANY	GER	4 - 13	FRA	FRANCE
Group B Match 5	BELGIUM	BEL	13 - 4	CHN	PEOPLE'S REPUBLIC OF CHINA
Semifinals Semifinal 1	MADAGASCAR	MAD	10 - 13	BEL	BELGIUM
Semifinals Semifinal 2	THAILAND	THA	13 - 0	FRA	FRANCE
MON 24 JUL 2017					
Gold Medal Match	BELGIUM	BEL	1 - 13	THA	THAILAND
Bronze Medal Match	MADAGASCAR	MAD	3 - 13	FRA	FRANCE



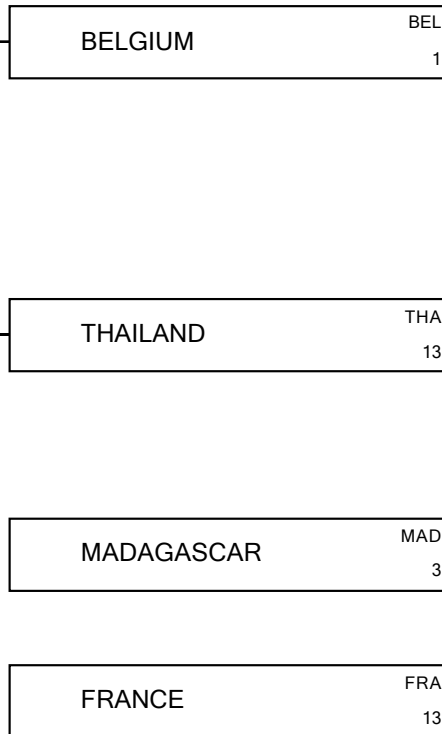
Brackets

As of MON 24 JUL 2017

Semifinals





Finals



MEDALLISTS

Gold	THAILAND	THA
Silver	BELGIUM	BEL
Bronze	FRANCE	FRA





Medallists

As of MON 24 JUL 2017

Medal	NOC	Name
GOLD	THA - Thailand	FUEANGSANIT Nantawan WONGCHUVEJ Phantipha
SILVER	BEL - Belgium	BARZIN Nancy MAX Camille
BRONZE	FRA - France	BOURRIAUD Caroline MAILLARD Anne



Results

Name	NOC Code	Points	Remark
BELGIUM BARZIN Nancy MAX Camille	BEL	1	
THAILAND FUEANGSANIT Nantawan WONGCHUVEJ Phantipha	THA	13	



Results

Name	NOC Code	Points	Remark
MADAGASCAR RAKOTOALIJOHN Vonifanja RAZANAPANALA Ifidimalala	MAD	3	
FRANCE BOURRIAUD Caroline MAILLARD Anne	FRA	13	



Results

Name	NOC Code	Points	Remark
MADAGASCAR RAKOTOALIJOHN Vonifanja RAZANAPANALA Ifidimalala	MAD	10	
BELGIUM BARZIN Nancy MAX Camille	BEL	13	



Results

Name	NOC Code	Points	Remark
THAILAND FUEANGSANIT Nantawan WONGCHUVEJ Phantipha	THA	13	
FRANCE BOURRIAUD Caroline MAILLARD Anne	FRA	0	



Results

Name	NOC Code	Points	Remark
SPAIN MARTINEZ LATORRE Veronica PEREZ ADELINO Maria Jose	ESP	6	
MADAGASCAR RAKOTOALIJOHN Vonifanja RAZANAPANALA Ifidimalala	MAD	13	



Results

Name	NOC Code	Points	Remark
GERMANY	GER	11	
MITSCHKER Lea WALDBUSSER Indra Lisa			
FRANCE	FRA	10	
BOURRIAUD Caroline MAILLARD Anne			



Results

REVISED
23 JUL 15:41

Name	NOC Code	Points	Remark
GERMANY	GER	5	
MITSCHKER Lea WALDBUSSER Indra Lisa			
MADAGASCAR	MAD	13	
RAKOTOALIJOHN Vonifanja RAZANAPANALA Ifidimalala			



Results

Name	NOC Code	Points	Remark
SPAIN MARTINEZ LATORRE Veronica PEREZ ADELINO Maria Jose	ESP	0	
FRANCE BOURRIAUD Caroline MAILLARD Anne	FRA	13	



Results

Name	NOC Code	Points	Remark
GERMANY	GER	4	
MITSCHKER Lea WALDBUSSER Indra Lisa			
FRANCE	FRA	13	
BOURRIAUD Caroline MAILLARD Anne			



Results

Name	NOC Code	Points	Remark
THAILAND FUEANGSANIT Nantawan WONGCHUVEJ Phantipha	THA	13	
PEOPLE'S REPUBLIC OF CHINA CHAO Guijin CHAO Lili	CHN	1	



Results

Name	NOC Code	Points	Remark
POLAND KUPIEC Agnieszka SZUBIELSKA Anna	POL	2	
BELGIUM BARZIN Nancy MAX Camille	BEL	13	



Results

Name	NOC Code	Points	Remark
THAILAND FUEANGSANIT Nantawan WONGCHUVEJ Phantipha	THA	13	
BELGIUM BARZIN Nancy MAX Camille	BEL	5	



Results

Name	NOC Code	Points	Remark
PEOPLE'S REPUBLIC OF CHINA	CHN	13	
CHAO Guijin			
CHAO Lili			
POLAND	POL	4	
KUPIEC Agnieszka			
SZUBIELSKA Anna			



Results

Name	NOC Code	Points	Remark
BELGIUM BARZIN Nancy MAX Camille	BEL	13	
PEOPLE'S REPUBLIC OF CHINA CHAO Guijin CHAO Lili	CHN	4	

RESULTS BOOK



Boules Sports Women's Raffa Doubles



THE WORLD GAMES
WROCLAW 2017

T+TISSOT



Results Summary

As of MON 24 JUL 2017

Match	Name	NOC Code	Result	NOC Code	Name
SAT 22 JUL 2017					
Group A Match 1	PEOPLE'S REPUBLIC OF CHINA	CHN	8 - 12	ARG	ARGENTINA
Group A Match 2	SWITZERLAND	SUI	12 - 0	POL	POLAND
Group A Match 3	PEOPLE'S REPUBLIC OF CHINA	CHN	12 - 6	POL	POLAND
Group B Match 1	SLOVAKIA	SVK	2 - 12	TUR	TURKEY
Group B Match 2	BRAZIL	BRA	12 - 8	ITA	ITALY
Group A Match 4	ARGENTINA	ARG	12 - 10	SUI	SWITZERLAND
Group B Match 3	BRAZIL	BRA	12 - 1	TUR	TURKEY
Group B Match 4	SLOVAKIA	SVK	7 - 12	ITA	ITALY
Group B Match 5	ITALY	ITA	12 - 4	TUR	TURKEY
SUN 23 JUL 2017					
Group A Match 5	PEOPLE'S REPUBLIC OF CHINA	CHN	12 - 5	SUI	SWITZERLAND
Semifinals Semifinal 1	ARGENTINA	ARG	12 - 6	ITA	ITALY
Semifinals Semifinal 2	PEOPLE'S REPUBLIC OF CHINA	CHN	3 - 12	BRA	BRAZIL
MON 24 JUL 2017					
Gold Medal Match	BRAZIL	BRA	8 - 12	ARG	ARGENTINA
Bronze Medal Match	ITALY	ITA	9 - 12	CHN	PEOPLE'S REPUBLIC OF CHINA



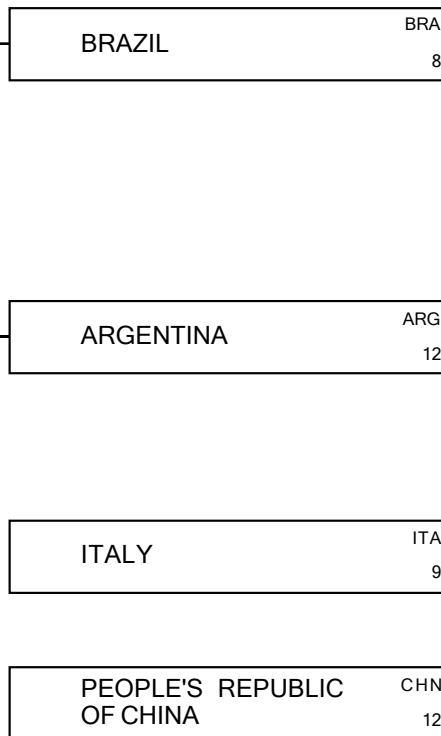
Brackets

As of MON 24 JUL 2017


Semifinals



Finals



MEDALLISTS		
Gold	ARGENTINA	ARG
Silver	BRAZIL	BRA
Bronze	PEOPLE'S REPUBLIC OF CHINA	CHN





Round Robin Summary

As of SUN 23 JUL 2017

Group A


Rank	NOC Code	Name	A	B	C	D	Games	Won	Remark
1	ARG	A ARGENTINA	-	12	12		2	2	Q
2	CHN	B PEOPLE'S REPUBLIC OF CHINA	8	-	12	12	3	2	Q
3	SUI	C SWITZERLAND	10	5	-	12	3	1	
4	POL	D POLAND		6	0	-	2	0	

Group B

Rank	NOC Code	Name	A	B	C	D	Games	Won	Remark
1	BRA	A BRAZIL	-	12	12		2	2	Q
2	ITA	B ITALY	8	-	12	12	3	2	Q
3	TUR	C TURKEY	1	4	-	12	3	1	
4	SVK	D SLOVAKIA		7	2	-	2	0	

Legend:

Q Qualified

Timing and Results provided by  **TISSOT**



Medallists

As of MON 24 JUL 2017

Medal	NOC	Name
GOLD	ARG - Argentina	BOLATTI Romina MAIZ Maria Victoria
SILVER	BRA - Brazil	DALLA CORTE Noeli MARTINS Ana Caroline
BRONZE	CHN - People's Republic of China	CEN Wefei ZHANG Wei



Results

Name	NOC Code	Points	Remark
BRAZIL	BRA	8	
DALLA CORTE Noeli MARTINS Ana Caroline			
ARGENTINA	ARG	12	
BOLATTI Romina MAIZ Maria Victoria			



Results

Name	NOC Code	Points	Remark
ITALY BRACONI Marina LUCCARINI Elisa	ITA	9	
PEOPLE'S REPUBLIC OF CHINA CEN Wefei ZHANG Wei	CHN	12	



Results

Name	NOC Code	Points	Remark
ARGENTINA BOLATTI Romina MAIZ Maria Victoria	ARG	12	
ITALY BRACONI Marina LUCCARINI Elisa	ITA	6	



Results

Name	NOC Code	Points	Remark
PEOPLE'S REPUBLIC OF CHINA CEN Wefei ZHANG Wei	CHN	3	
BRAZIL DALLA CORTE Noeli MARTINS Ana Caroline	BRA	12	



Results

Name	NOC Code	Points	Remark
PEOPLE'S REPUBLIC OF CHINA CEN Wefei ZHANG Wei	CHN	8	
ARGENTINA BOLATTI Romina MAIZ Maria Victoria	ARG	12	



Results

Name	NOC Code	Points	Remark
SWITZERLAND LONGONI Susanna RISO Laura	SUI	12	
POLAND KOWALCZYK Ma Gorzata WASIK Olga	POL	0	



Results

Name	NOC Code	Points	Remark
PEOPLE'S REPUBLIC OF CHINA CEN Wefei ZHANG Wei	CHN	12	
POLAND KOWALCZYK Ma Gorzata WASIK Olga	POL	6	



Results

Name	NOC Code	Points	Remark
ARGENTINA BOLATTI Romina MAIZ Maria Victoria	ARG	12	
SWITZERLAND LONGONI Susanna RISO Laura	SUI	10	



Results

Name	NOC Code	Points	Remark
PEOPLE'S REPUBLIC OF CHINA CEN Wefei ZHANG Wei	CHN	12	
SWITZERLAND LONGONI Susanna RISO Laura	SUI	5	



Results

Name	NOC Code	Points	Remark
SLOVAKIA KYSELOVA Svetlana OBROCNIKOVA Veronika	SVK	2	
TURKEY GUNDUZ Derya TUNCER Vildan	TUR	12	



Results

Name	NOC Code	Points	Remark
BRAZIL DALLA CORTE Noeli MARTINS Ana Caroline	BRA	12	
ITALY BRACONI Marina LUCCARINI Elisa	ITA	8	



Results

Name	NOC Code	Points	Remark
BRAZIL DALLA CORTE Noeli MARTINS Ana Caroline	BRA	12	
TURKEY GUNDUZ Derya TUNCER Vildan	TUR	1	



Results

Name	NOC Code	Points	Remark
SLOVAKIA KYSELOVA Svetlana OBROCNIKOVA Veronika	SVK	7	
ITALY BRACONI Marina LUCCARINI Elisa	ITA	12	



Results

Name	NOC Code	Points	Remark
ITALY BRACONI Marina LUCCARINI Elisa	ITA	12	
TURKEY GUNDUZ Derya TUNCER Vildan	TUR	4	

RESULTS BOOK



Bowling



THE WORLD GAMES
WROCLAW 2017

T+TISSOT
SWISS WATCHES SINCE 1853

RESULTS BOOK

TABLE OF CONTENT

10	Bowling	610
10.1	Table of Contents	611
10.2	Number of Entries by NOC	616
10.3	Medallists by Event	617
10.4	Medal Standings	618
10.5	Men's Singles	619
10.5.1	Results Summary	620
10.5.2	Brackets	622
10.5.3	Medallists	623
10.5.4	Finals	624
10.5.4.1	Bronze Medal Match #16 Results	624
10.5.4.2	Gold Medal Match #17 Results	625
10.5.5	Semifinal	626
10.5.5.1	Semifinal 1 Results	626
10.5.5.2	Semifinal 2 Results	627
10.5.6	Quarterfinal	628
10.5.6.1	Quarterfinal 1 Results	628
10.5.6.2	Quarterfinal 2 Results	629
10.5.6.3	Quarterfinal 3 Results	630
10.5.6.4	Quarterfinal 4 Results	631
10.5.7	Round of 16	632
10.5.7.1	Match 1 Results	632
10.5.7.2	Match 2 Results	633
10.5.7.3	Match 3 Results	634
10.5.7.4	Match 4 Results	635
10.5.7.5	Match 5 Results	636
10.5.7.6	Match 6 Results	637
10.5.7.7	Match 7 Results	638
10.5.7.8	Match 8 Results	639





10.5.8	Qualification	640
10.5.8.1	Results	640
10.6	Men's Doubles	641
10.6.1	Results Summary	642
10.6.2	Brackets	648
10.6.3	Round Robin Summary	649
10.6.4	Tournament Summary	650
10.6.5	Medallists	651
10.6.6	Finals	652
10.6.6.1	Bronze Medal Match #31 Results	652
10.6.6.2	Gold Medal Match #32 Results	653
10.6.7	Semifinal	654
10.6.7.1	Semifinal 1 Results	654
10.6.7.2	Semifinal 2 Results	655
10.6.8	Quarterfinal	656
10.6.8.1	Quarterfinal 1 Results	656
10.6.8.2	Quarterfinal 2 Results	657
10.6.8.3	Quarterfinal 3 Results	658
10.6.8.4	Quarterfinal 4 Results	659
10.6.9	Pool Round - Pool D	660
10.6.9.1	Match 1 Results	660
10.6.9.2	Match 2 Results	661
10.6.9.3	Match 3 Results	662
10.6.9.4	Match 4 Results	663
10.6.9.5	Match 5 Results	664
10.6.9.6	Match 6 Results	665
10.6.10	Pool Round - Pool C	666
10.6.10.1	Match 1 Results	666
10.6.10.2	Match 2 Results	667
10.6.10.3	Match 3 Results	668
10.6.10.4	Match 4 Results	669
10.6.10.5	Match 5 Results	670
10.6.10.6	Match 6 Results	671
10.6.11	Pool Round - Pool B	672
10.6.11.1	Match 1 Results	672
10.6.11.2	Match 2 Results	673
10.6.11.3	Match 3 Results	674
10.6.11.4	Match 4 Results	675
10.6.11.5	Match 5 Results	676
10.6.11.6	Match 6 Results	677





10.6.12	Pool Round - Pool A	678
10.6.12.1	Match 1 Results	678
10.6.12.2	Match 2 Results	679
10.6.12.3	Match 3 Results	680
10.6.12.4	Match 4 Results	681
10.6.12.5	Match 5 Results	682
10.6.12.6	Match 6 Results	683
10.7	Women's Singles	684
10.7.1	Results Summary	685
10.7.2	Brackets	687
10.7.3	Medallists	688
10.7.4	Finals	689
10.7.4.1	Bronze Medal Match #16 Results	689
10.7.4.2	Gold Medal Match #17 Results	690
10.7.5	Semifinal	691
10.7.5.1	Semifinal 1 Results	691
10.7.5.2	Semifinal 2 Results	692
10.7.6	Quarterfinal	693
10.7.6.1	Quarterfinal 1 Results	693
10.7.6.2	Quarterfinal 2 Results	694
10.7.6.3	Quarterfinal 3 Results	695
10.7.6.4	Quarterfinal 4 Results	696
10.7.7	Round of 16	697
10.7.7.1	Match 1 Results	697
10.7.7.2	Match 2 Results	698
10.7.7.3	Match 3 Results	699
10.7.7.4	Match 4 Results	700
10.7.7.5	Match 5 Results	701
10.7.7.6	Match 6 Results	702
10.7.7.7	Match 7 Results	703
10.7.7.8	Match 8 Results	704
10.7.8	Qualification	705
10.7.8.1	Results	705
10.8	Women's Doubles	706
10.8.1	Results Summary	707
10.8.2	Brackets	713
10.8.3	Round Robin Summary	714
10.8.4	Tournament Summary	715
10.8.5	Medallists	716
10.8.6	Finals	717





10.8.6.1	Bronze Medal Match #31 Results	717
10.8.6.2	Gold Medal Match #32 Results	718
10.8.7	Semifinal	719
10.8.7.1	Semifinal 1 Results	719
10.8.7.2	Semifinal 2 Results	720
10.8.8	Quarterfinal	721
10.8.8.1	Quarterfinal 1 Results	721
10.8.8.2	Quarterfinal 2 Results	722
10.8.8.3	Quarterfinal 3 Results	723
10.8.8.4	Quarterfinal 4 Results	724
10.8.9	Pool Round - Pool D	725
10.8.9.1	Match 1 Results	725
10.8.9.2	Match 2 Results	726
10.8.9.3	Match 3 Results	727
10.8.9.4	Match 4 Results	728
10.8.9.5	Match 5 Results	729
10.8.9.6	Match 6 Results	730
10.8.10	Pool Round - Pool C	731
10.8.10.1	Match 1 Results	731
10.8.10.2	Match 2 Results	732
10.8.10.3	Match 3 Results	733
10.8.10.4	Match 4 Results	734
10.8.10.5	Match 5 Results	735
10.8.10.6	Match 6 Results	736
10.8.11	Pool Round - Pool B	737
10.8.11.1	Match 1 Results	737
10.8.11.2	Match 2 Results	738
10.8.11.3	Match 3 Results	739
10.8.11.4	Match 4 Results	740
10.8.11.5	Match 5 Results	741
10.8.11.6	Match 6 Results	742
10.8.12	Pool Round - Pool A	743
10.8.12.1	Match 1 Results	743
10.8.12.2	Match 2 Results	744
10.8.12.3	Match 3 Results	745
10.8.12.4	Match 4 Results	746
10.8.12.5	Match 5 Results	747
10.8.12.6	Match 6 Results	748





Number of Entries by NOC

As of THU 20 JUL 2017

		Men			Women			Total Athletes
		Singles	Doubles	Total Entries	Singles	Doubles	Total Entries	
NOC	CAN - Canada	2	2	4	2	2	4	4
	CHN - People's Republic of China				2	2	4	2
	COL - Colombia	2	2	4	2	2	4	4
	DEN - Denmark	2	2	4	2	2	4	4
	FIN - Finland	2	2	4	2	2	4	4
	GBR - Great Britain				2	2	4	2
	GER - Germany	2	2	4	2	2	4	4
	HKG - Hong Kong, China	2	2	4				2
	ITA - Italy	2	2	4				2
	JPN - Japan	2	2	4	2	2	4	4
	KOR - Republic of Korea	2	2	4	2	2	4	4
	MEX - Mexico	2	2	4	2	2	4	4
	NED - Netherlands	2	2	4				2
	POL - Poland	2	2	4	2	2	4	4
	SGP - Singapore	2	2	4	2	2	4	4
	TPE - Chinese Taipei	2	2	4	2	2	4	4
	UKR - Ukraine				2	2	4	2
	USA - United States of America	2	2	4	2	2	4	4
	VEN - Venezuela	2	2	4	2	2	4	4
	Total	32	32	64	32	32	64	64



TEST REPORT
DO NOT DISTRIBUTE

Medallists by Event


REVISED
2 JUL 9:36

As of MON 2 JUL 2018

After 4 of 4 Events

Event Name	Date	Medal	Name	NOC Code
Men's Doubles	MON 24 JUL	GOLD	LAVOIE Francois MACLELLAND Dan	CAN
		SILVER	FRIDEGOTTO Massimiliano RUIZ Ildemaro	VEN
		BRONZE	MAK Michael WU Siu Hong	HKG
Women's Doubles	SUN 23 JUL	GOLD	GUERRERO Clara RESTREPO Rocio	COL
		SILVER	KULICK Kelly McEWAN Danielle	USA
		BRONZE	GONGORA Sandra LOPEZ Tannya	MEX
Men's Singles	SAT 22 JUL	GOLD	CHO Youngseon	KOR
		SILVER	RUIZ Ildemaro	VEN
		BRONZE	BORDING Tobias	GER
Women's Singles	FRI 21 JUL	GOLD	KULICK Kelly	USA
		SILVER	GUERRERO Clara	COL
		BRONZE	KOVALOVA Daria	UKR

Laura Beuthner (Women's Singles) was Disqualified.

Timing and Results provided by  TISSOT



TEST REPORT
DO NOT DISTRIBUTE

Medal Standings

REVISED
2 JUL 9:41

As of MON 2 JUL 2018


After 4 of 4 Events

Rank	NOC	Men				Women				Total				Rank by Total
		G	S	B	Tot	G	S	B	Tot	G	S	B	Tot	
1	COL - Colombia					1	1		2	1	1		2	=1
1	USA - United States of America					1	1		2	1	1		2	=1
3	CAN - Canada	1			1					1			1	=4
3	KOR - Republic of Korea	1			1					1			1	=4
5	VEN - Venezuela		2		2						2		2	=1
6	GER - Germany			1	1							1	1	=4
6	HKG - Hong Kong, China			1	1							1	1	=4
6	MEX - Mexico							1	1			1	1	=4
6	UKR - Ukraine							1	1			1	1	=4
Total:		2	2	2	6	2	2	2	6	4	4	4	12	

Legend:

= Equal sign indicates that two or more NOCs share the same rank by total **B** Bronze **G** Gold **S** Silver **Tot** Total

Laura Beuthner (GER) (Women's Singles) was Disqualified.

Timing and Results provided by  **TISSOT**

RESULTS BOOK



Bowling Men's Singles



THE WORLD GAMES
WROCLAW 2017

T+TISSOT
SWISS WATCHES SINCE 1853



Results Summary

As of SAT 22 JUL 2017

Bib	Name	NOC Code	Game 1	Game 2	Game 3	Total	Result	Avg.	Remark
Round of 16									
Match 1									
108	LARSEN Thomas	DEN	255	224	238	717	2	239.0	
110	TONTERI Juhani	FIN	247	247	232	726	1	242.0	
Match 2									
120	QUINTERO Arturo	MEX	192	200		392	0	196.0	
116	POLIZZOTTO Salvatore	ITA	193	214		407	2	203.5	
Match 3									
131	FRIDEGOTTO Massimiliano	VEN	192	158		350	0	175.0	
125	CHO Youngseon	KOR	255	195		450	2	225.0	
Match 4									
129	JONES Tommy	USA	267	279		546	2	273.0	
128	KUEK Qi En	SGP	226	268		494	0	247.0	
Match 5									
132	RUIZ Ildemaro	VEN	234	289		523	2	261.5	
118	WADA Shogo	JPN	228	214		442	0	221.0	
Match 6									
102	MACLELLAND Dan	CAN	258	215		473	2	236.5	
109	PALERMAA Osku	FIN	257	214		471	0	235.5	
Match 7									
111	BORDING Tobias	GER	268	223	259	750	2	250.0	
113	MAK Michael	HKG	258	229	218	705	1	235.0	
Match 8									
115	CELLI Massimiliano	ITA	203	213		416	2	208.0	
119	LECUONA Ricardo	MEX	180	204		384	0	192.0	
Quarterfinals									
Quarterfinal 1									
108	LARSEN Thomas	DEN	266	174	209	649	1	216.3	
116	POLIZZOTTO Salvatore	ITA	207	201	212	620	2	206.7	
Quarterfinal 2									
125	CHO Youngseon	KOR	244	215	259	718	2	239.3	
129	JONES Tommy	USA	247	215	156	618	1	206.0	
Quarterfinal 3									
132	RUIZ Ildemaro	VEN	243	234	210	687	2	229.0	
102	MACLELLAND Dan	CAN	202	244	200	646	1	215.3	
Quarterfinal 4									
111	BORDING Tobias	GER	190	234	189	613	2	204.3	
115	CELLI Massimiliano	ITA	246	201	169	616	1	205.3	




Results Summary

As of SAT 22 JUL 2017

Bib	Name	NOC Code	Game 1	Game 2	Game 3	Total	Result	Avg.	Remark
Semifinals									
Semifinal 1									
116	POLIZZOTTO Salvatore	ITA	206	175	165	546	1	182.0	
125	CHO Youngseon	KOR	192	253	279	724	2	241.3	
Semifinal 2									
132	RUIZ Ildemaro	VEN	226	247		473	2	236.5	
111	BORDING Tobias	GER	203	209		412	0	206.0	
Finals									
Bronze Medal Match									
116	POLIZZOTTO Salvatore	ITA	177	187		364	0	182.0	
111	BORDING Tobias	GER	201	191		392	2	196.0	
Gold Medal Match									
125	CHO Youngseon	KOR	226	257		483	2	241.5	
132	RUIZ Ildemaro	VEN	182	253		435	0	217.5	

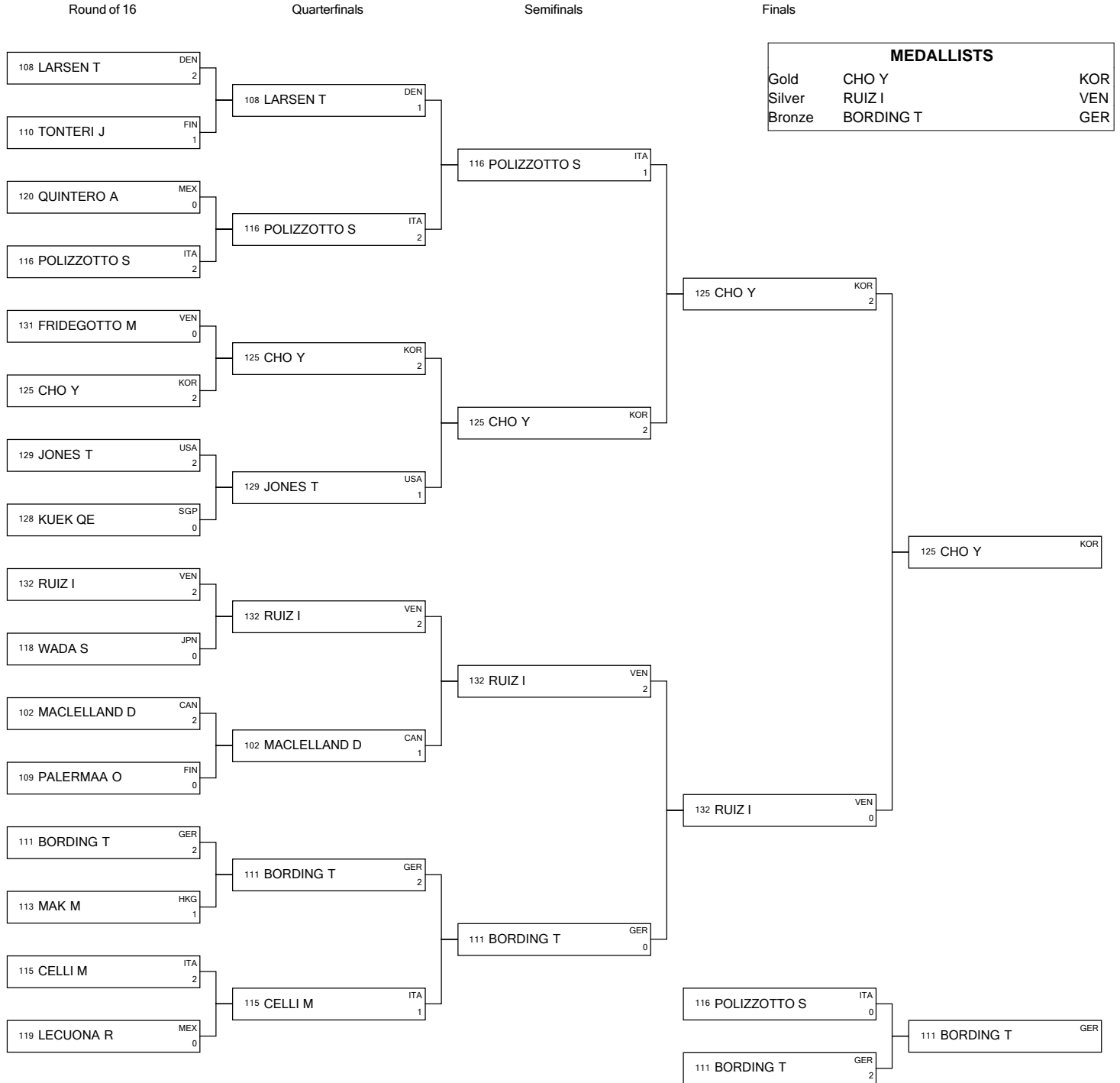
Legend:
Avg. Average

Timing and Results provided by  **TISSOT**



Brackets

As of SAT 22 JUL 2017






Medallists

As of SAT 22 JUL 2017


Medal	Name	NOC
GOLD	CHO Youngseon	KOR - Republic of Korea
SILVER	RUIZ Ildemaro	VEN - Venezuela
BRONZE	BORDING Tobias	GER - Germany



Results

Bib	Name	NOC Code	Game 1	Game 2	Game 3	Total	Result	Avg.	Winner	Remark
116	POLIZZOTTO Salvatore	ITA	177	187		364	0	182.0		
111	BORDING Tobias	GER	201	191		392	2	196.0	X	

Legend:
Avg. Average


Timing and Results provided by  **TISSOT**



Results

Bib	Name	NOC Code	Game 1	Game 2	Game 3	Total	Result	Avg.	Winner	Remark
125	CHO Youngseon	KOR	226	257		483	2	241.5	X	
132	RUIZ Ildemaro	VEN	182	253		435	0	217.5		

Legend:
Avg. Average


Timing and Results provided by  **TISSOT**



Results

Bib	Name	NOC Code	Game 1	Game 2	Game 3	Total	Result	Avg.	Winner	Remark
116	POLIZZOTTO Salvatore	ITA	206	175	165	546	1	182.0		
125	CHO Youngseon	KOR	192	253	279	724	2	241.3	X	

Legend:
Avg. Average


Timing and Results provided by  **TISSOT**



Results

Bib	Name	NOC Code	Game 1	Game 2	Game 3	Total	Result	Avg.	Winner	Remark
132	RUIZ Ildemaro	VEN	226	247		473	2	236.5	X	
111	BORDING Tobias	GER	203	209		412	0	206.0		

Legend:
Avg. Average


Timing and Results provided by  **TISSOT**



Results

Bib	Name	NOC Code	Game 1	Game 2	Game 3	Total	Result	Avg.	Winner	Remark
108	LARSEN Thomas	DEN	266	174	209	649	1	216.3		
116	POLIZZOTTO Salvatore	ITA	207	201	212	620	2	206.7	X	

Legend:
Avg. Average


Timing and Results provided by  **TISSOT**



Results

Bib	Name	NOC Code	Game 1	Game 2	Game 3	Total	Result	Avg.	Winner	Remark
125	CHO Youngseon	KOR	244	215	259	718	2	239.3	X	
129	JONES Tommy	USA	247	215	156	618	1	206.0		

Legend:
Avg. Average


Timing and Results provided by  **TISSOT**



Results

Bib	Name	NOC Code	Game 1	Game 2	Game 3	Total	Result	Avg.	Winner	Remark
132	RUIZ Ildemaro	VEN	243	234	210	687	2	229.0	X	
102	MACLELLAND Dan	CAN	202	244	200	646	1	215.3		

Legend:
Avg. Average


Timing and Results provided by  **TISSOT**



Results

Bib	Name	NOC Code	Game 1	Game 2	Game 3	Total	Result	Avg.	Winner	Remark
111	BORDING Tobias	GER	190	234	189	613	2	204.3	X	
115	CELLI Massimiliano	ITA	246	201	169	616	1	205.3		

Legend:
Avg. Average


Timing and Results provided by  **TISSOT**



Results

Bib	Name	NOC Code	Game 1	Game 2	Game 3	Total	Result	Avg.	Winner	Remark
108	LARSEN Thomas	DEN	255	224	238	717	2	239.0	X	
110	TONTERI Juhani	FIN	247	247	232	726	1	242.0		

Legend:
Avg. Average


Timing and Results provided by  **TISSOT**



Results

Bib	Name	NOC Code	Game 1	Game 2	Game 3	Total	Result	Avg.	Winner	Remark
120	QUINTERO Arturo	MEX	192	200		392	0	196.0		
116	POLIZZOTTO Salvatore	ITA	193	214		407	2	203.5	X	

Legend:
Avg. Average


Timing and Results provided by  **TISSOT**



Results

Bib	Name	NOC Code	Game 1	Game 2	Game 3	Total	Result	Avg.	Winner	Remark
131	FRIDEGOTTO Massimiliano	VEN	192	158		350	0	175.0		
125	CHO Youngseon	KOR	255	195		450	2	225.0	X	

Legend:
Avg. Average


Timing and Results provided by  **TISSOT**



Results

Bib	Name	NOC Code	Game 1	Game 2	Game 3	Total	Result	Avg.	Winner	Remark
129	JONES Tommy	USA	267	279		546	2	273.0	X	
128	KUEK Qi En	SGP	226	268		494	0	247.0		

Legend:
Avg. Average


Timing and Results provided by  **TISSOT**



Results

Bib	Name	NOC Code	Game 1	Game 2	Game 3	Total	Result	Avg.	Winner	Remark
132	RUIZ Ildemaro	VEN	234	289		523	2	261.5	X	
118	WADA Shogo	JPN	228	214		442	0	221.0		

Legend:
Avg. Average


Timing and Results provided by  **TISSOT**



Results

Bib	Name	NOC Code	Game 1	Game 2	Game 3	Total	Result	Avg.	Winner	Remark
102	MACLELLAND Dan	CAN	258	215		473	2	236.5	X	
109	PALERMAA Osku	FIN	257	214		471	0	235.5		

Legend:
Avg. Average


Timing and Results provided by  **TISSOT**



Results

Bib	Name	NOC Code	Game 1	Game 2	Game 3	Total	Result	Avg.	Winner	Remark
111	BORDING Tobias	GER	268	223	259	750	2	250.0	X	
113	MAK Michael	HKG	258	229	218	705	1	235.0		

Legend:
Avg. Average


Timing and Results provided by  **TISSOT**



Results

Bib	Name	NOC Code	Game 1	Game 2	Game 3	Total	Result	Avg.	Winner	Remark
115	CELLI Massimiliano	ITA	203	213		416	2	208.0	X	
119	LECUONA Ricardo	MEX	180	204		384	0	192.0		

Legend:
Avg. Average

Timing and Results provided by  TISSOT




Results

As of SAT 22 JUL 2017

Rank	Bib	Name	NOC Code	Game 1	Game 2	Game 3	Game 4	Game 5	Game 6	Total	Avg.	Points Behind	Status
1	108	LARSEN Thomas	DEN	214	213	168	279	300	246	1420	236.7		
2	119	LECUONA Ricardo	MEX	236	268	215	245	234	222	1420	236.7		
3	132	RUIZ Ildemaro	VEN	246	213	165	277	279	234	1414	235.7	-6	
4	128	KUEK Qi En	SGP	236	223	258	236	204	244	1401	233.5	-19	
5	125	CHO Youngseon	KOR	258	238	269	259	211	165	1400	233.3	-20	
6	109	PALERMAA Osku	FIN	265	215	241	244	207	225	1397	232.8	-23	
7	111	BORDING Tobias	GER	238	229	221	216	234	257	1395	232.5	-25	
8	116	POLIZZOTTO Salvatore	ITA	210	226	245	266	202	240	1389	231.5	-31	
9	120	QUINTERO Arturo	MEX	212	203	224	258	256	236	1389	231.5	-31	
10	113	MAK Michael	HKG	269	226	213	218	212	248	1386	231.0	-34	
11	102	MACLELLAND Dan	CAN	223	203	257	247	238	210	1378	229.7	-42	
12	131	FRIDEGOTTO Massimiliano	VEN	261	219	191	226	206	266	1369	228.2	-51	
13	129	JONES Tommy	USA	218	196	263	219	232	240	1368	228.0	-52	
14	118	WADA Shogo	JPN	254	240	225	204	217	226	1366	227.7	-54	
15	115	CELLI Massimiliano	ITA	236	259	244	223	207	197	1366	227.7	-54	
16	110	TONTERI Juhani	FIN	214	161	258	224	248	248	1353	225.5	-67	
17	122	van de WAKKER Jeffrey	NED	247	191	235	223	182	261	1339	223.2	-81	
18	101	LAVOIE Francois	CAN	280	204	236	190	187	236	1333	222.2	-87	
19	117	SHIMBATA Yuhi	JPN	228	277	213	158	222	224	1322	220.3	-98	
20	126	KANG Heewon	KOR	211	214	206	237	228	221	1317	219.5	-103	
21	104	HUNG Kun-Yi	TPE	206	176	231	257	237	202	1309	218.2	-111	
22	105	GOMEZ Andres	COL	193	278	170	207	197	258	1303	217.2	-117	
23	112	GRIPP Andreas	GER	214	212	203	223	232	219	1303	217.2	-117	
24	114	WU Siu Hong	HKG	221	268	197	210	236	171	1303	217.2	-117	
25	127	KIEW Marcus	SGP	257	192	207	225	209	191	1281	213.5	-139	
26	107	AGERBO Jesper	DEN	226	190	163	225	213	234	1251	208.5	-169	
27	124	SILLETTI Alessandro	POL	211	192	185	220	192	229	1229	204.8	-191	
28	123	PREUS Patryk	POL	174	232	181	254	191	192	1224	204.0	-196	
29	130	KENT Marshall	USA	180	202	193	194	224	225	1218	203.0	-202	
30	103	HSIEH Chin-Liang	TPE	187	182	236	246	194	169	1214	202.3	-206	
31	121	SPIL Johnny	NED	245	169	208	181	196	172	1171	195.2	-249	
32	106	RODRIGUEZ Oscar	COL	195	203	187	197	175	195	1152	192.0	-268	

Legend:
Avg. Average

Timing and Results provided by  TISSOT

RESULTS BOOK



Bowling Men's Doubles



THE WORLD GAMES
WROCLAW 2017

T+TISSOT
SWISS WATCHES SINCE 1853



Results Summary

As of MON 24 JUL 2017

Bib	Name	NOC Code	Game 1	Game 2	Total	Avg	Grand	Remark
Pool A								
Match 1								
	PREUS Patryk	POL	222	187	409	204.5		
	SILLETTI Alessandro		215	215	430	215.0	839	
	CHO Youngseon	KOR	181	206	387	193.5		
	KANG Heewon		259	278	537	268.5	924	
Match 2								
	QUINTERO Arturo	MEX	199	176	375	187.5		
	LECUONA Ricardo		181	247	428	214.0	803	
	LAVOIE Francois	CAN	258	229	487	243.5		
	MACLELLAND Dan		213	257	470	235.0	957	
Pool B								
Match 1								
	CELLI Massimiliano	ITA	202	260	462	231.0		
	POLIZZOTTO Salvatore		172	235	407	203.5	869	
	LARSEN Thomas	DEN	241	266	507	253.5		
	AGERBO Jesper		297	258	555	277.5	1062	
Match 2								
	KUEK Qi En	SGP	255	247	502	251.0		
	KIEW Marcus		203	246	449	224.5	951	
	SHIMBATA Yuhi	JPN	236	227	463	231.5		
	WADA Shogo		248	266	514	257.0	977	
Pool C								
Match 1								
	RUIZ Ildemaro	VEN	254	189	443	221.5		
	FRIDEGOTTO Massimiliano		213	213	426	213.0	869	
	TONTERI Juhani	FIN	159	225	384	192.0		
	PALERMAA Osku		259	190	449	224.5	833	
Match 2								
	SPIL Johnny	NED	198	234	432	216.0		
	van de WAKKER Jeffrey		212	237	449	224.5	881	
	MAK Michael	HKG	227	204	431	215.5		
	WU Siu Hong		227	245	472	236.0	903	



Results Summary

As of MON 24 JUL 2017

Bib	Name	NOC Code	Game 1	Game 2	Total	Avg	Grand	Remark
Pool D								
Match 1								
	HSIEH Chin-Liang	TPE	247	178	425	212.5		
	HUNG Kun-Yi		215	248	463	231.5	888	
	KENT Marshall	USA	265	236	501	250.5		
	JONES Tommy		194	246	440	220.0	941	
Match 2								
	BORDING Tobias	GER	248	258	506	253.0		
	GRIPP Andreas		213	226	439	219.5	945	
	GOMEZ Andres	COL	222	259	481	240.5		
	RODRIGUEZ Oscar		222	247	469	234.5	950	
Pool A								
Match 3								
	LAVOIE Francois	CAN	276	201	477	238.5		
	MACLELLAND Dan		224	258	482	241.0	959	
	PREUS Patryk	POL	187	165	352	176.0		
	SILLETTI Alessandro		226	194	420	210.0	772	
Match 4								
	CHO Youngseon	KOR	279	236	515	257.5		
	KANG Heewon		200	222	422	211.0	937	
	QUINTERO Arturo	MEX	245	258	503	251.5		
	LECUONA Ricardo		207	255	462	231.0	965	
Pool B								
Match 3								
	SHIMBATA Yuhi	JPN	182	202	384	192.0		
	WADA Shogo		224	201	425	212.5	809	
	CELLI Massimiliano	ITA	234	259	493	246.5		
	POLIZZOTTO Salvatore		240	212	452	226.0	945	
Match 4								
	LARSEN Thomas	DEN	235	230	465	232.5		
	AGERBO Jesper		248	205	453	226.5	918	
	KUEK Qi En	SGP	235	279	514	257.0		
	KIEW Marcus		279	222	501	250.5	1015	



Results Summary

As of MON 24 JUL 2017

Bib	Name	NOC Code	Game 1	Game 2	Total	Avg	Grand	Remark
Pool C								
Match 3								
	MAK Michael	HKG	191	279	470	235.0		
	WU Siu Hong		226	192	418	209.0	888	
	RUIZ Ildemaro	VEN	226	223	449	224.5		
	FRIDEGOTTO Massimiliano		239	247	486	243.0	935	
Match 4								
	TONTERI Juhani	FIN	212	246	458	229.0		
	PALERMAA Osku		187	231	418	209.0	876	
	SPIL Johnny	NED	245	257	502	251.0		
	van de WAKKER Jeffrey		225	216	441	220.5	943	
Pool D								
Match 3								
	GOMEZ Andres	COL	259	256	447	223.5		
	RODRIGUEZ Oscar		233	226	459	229.5	906	
	HSIEH Chin-Liang	TPE	223	181	404	202.0		
	HUNG Kun-Yi		204	213	417	208.5	821	
Match 4								
	KENT Marshall	USA	223	248	471	235.5		
	JONES Tommy		238	213	451	225.5	922	
	BORDING Tobias	GER	256	223	479	239.5		
	GRIPP Andreas		238	193	431	215.5	910	
Pool A								
Match 5								
	CHO Youngseon	KOR	278	269	547	273.5		
	KANG Heewon		206	181	387	193.5	934	
	LAVOIE Francois	CAN	259	214	473	236.5		
	MACLELLAND Dan		224	197	421	210.5	894	
Match 6								
	PREUS Patryk	POL	236	259	495	247.5		
	SILLETTI Alessandro		194	215	409	204.5	904	
	QUINTERO Arturo	MEX	268	222	490	245.0		
	LECUONA Ricardo		210	206	416	208.0	906	



Results Summary

As of MON 24 JUL 2017

Bib	Name	NOC Code	Game 1	Game 2	Total	Avg	Grand	Remark
Pool B								
Match 5								
	LARSEN Thomas	DEN	218	204	422	211.0		
	AGERBO Jesper		221	210	431	215.5	853	
	SHIMBATA Yuhi	JPN	194	235	429	214.5		
	WADA Shogo		156	193	349	174.5	778	
Match 6								
	CELLI Massimiliano	ITA	210	227	437	218.5		
	POLIZZOTTO Salvatore		174	211	385	192.5	822	
	KUEK Qi En	SGP	278	245	523	261.5		
	KIEW Marcus		179	236	415	207.5	938	
Pool C								
Match 5								
	TONTERI Juhani	FIN	187	190	377	188.5		
	PALERMAA Osku		213	248	461	230.5	838	
	MAK Michael	HKG	198	204	402	201.0		
	WU Siu Hong		234	229	463	231.5	865	
Match 6								
	RUIZ Ildemaro	VEN	232	226	458	229.0		
	FRIDEGOTTO Massimiliano		216	199	415	207.5	873	
	SPIL Johnny	NED	156	171	327	163.5		
	van de WAKKER Jeffrey		238	178	416	208.0	743	
Pool D								
Match 5								
	KENT Marshall	USA	299	212	511	255.5		
	JONES Tommy		246	217	463	231.5	974	
	GOMEZ Andres	COL	216	192	408	204.0		
	RODRIGUEZ Oscar		190	226	416	208.0	824	
Match 6								
	HSIEH Chin-Liang	TPE	243	183	426	213.0		
	HUNG Kun-Yi		210	201	411	205.5	837	
	BORDING Tobias	GER	208	276	484	242.0		
	GRIPP Andreas		195	236	431	215.5	915	



Results Summary

As of MON 24 JUL 2017

Bib	Name	NOC Code	Game 1	Game 2	Total	Avg	Grand	Remark
Quarterfinals								
Quarterfinal 1								
	QUINTERO Arturo	MEX	211	191	402	201.0		
	LECUONA Ricardo		229	233	462	231.0	864	
	LARSEN Thomas	DEN	222	217	439	219.5		
	AGERBO Jesper		217	189	406	203.0	845	
Quarterfinal 2								
	LAVOIE Francois	CAN	233	234	467	233.5		
	MACLELLAND Dan		215	269	484	242.0	951	
	KUEK Qi En	SGP	212	257	469	234.5		
	KIEW Marcus		224	205	429	214.5	898	
Quarterfinal 3								
	RUIZ Ildemaro	VEN	235	257	492	246.0		
	FRIDEGOTTO Massimiliano		214	199	413	206.5	905	
	GOMEZ Andres	COL	212	256	468	234.0		
	RODRIGUEZ Oscar		207	228	435	217.5	903	
Quarterfinal 4								
	MAK Michael	HKG	244	225	469	234.5		
	WU Siu Hong		245	258	503	251.5	972	
	KENT Marshall	USA	224	278	502	251.0		
	JONES Tommy		243	213	456	228.0	958	
Semifinals								
Semifinal 1								
	QUINTERO Arturo	MEX	205	190	395	197.5		
	LECUONA Ricardo		233	234	467	233.5	862	
	RUIZ Ildemaro	VEN	255	279	534	267.0		
	FRIDEGOTTO Massimiliano		211	196	407	203.5	941	
Semifinal 2								
	LAVOIE Francois	CAN	277	245	522	261.0		
	MACLELLAND Dan		279	258	537	268.5	1059	
	MAK Michael	HKG	257	219	476	238.0		
	WU Siu Hong		236	199	435	217.5	911	



Results Summary

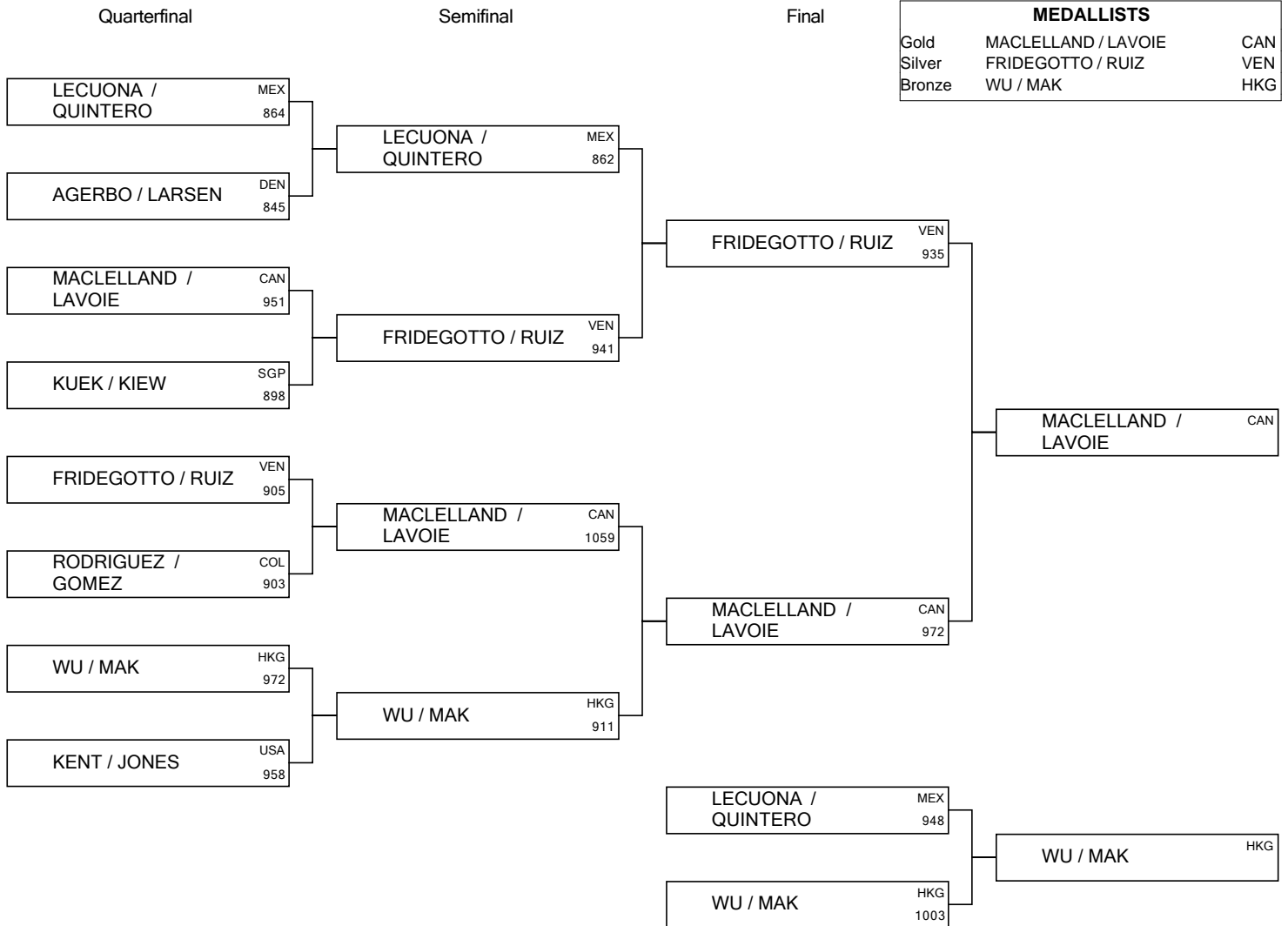
As of MON 24 JUL 2017

Bib Name	NOC Code	Game 1	Game 2	Total	Avg	Grand	Remark
Finals							
Bronze Medal Match							
QUINTERO Arturo	MEX	212	277	489	244.5		
LECUONA Ricardo		233	226	459	229.5	948	
MAK Michael	HKG	296	247	543	271.5		
WU Siu Hong		237	223	460	230.0	1003	
Gold Medal Match							
RUIZ Ildemaro	VEN	259	298	557	278.5		
FRIDEGOTTO Massimiliano		190	188	378	189.0	935	
LAVOIE Francois	CAN	209	279	488	244.0		
MACLELLAND Dan		268	216	484	242.0	972	



Brackets

As of MON 24 JUL 2017





Round Robin Summary

As of MON 24 JUL 2017

Pool A

Rank	NOC Code	Name	A	B	C	D	Pins	Games	Wins	Ties	Points	Remark
1	MEX	A LECUONA / QUINTERO	-	803	965	906	2674	3	2	0	4	Q Shoot off:89
2	CAN	B MACLELLAND / LAVOIE	957	-	894	959	2810	3	2	0	4	Q Shoot off:86
3	KOR	C CHO / KANG	937	934	-	924	2795	3	2	0	4	Shoot off:84
4	POL	D PREUS / SILLETTI	904	772	839	-	2515	3	0	0	0	

Pool B

Rank	NOC Code	Name	A	B	C	D	Pins	Games	Wins	Ties	Points	Remark
1	SGP	A KUEK / KIEW	-	1015	938	951	2904	3	2	0	4	Q Shoot off:86
2	DEN	B AGERBO / LARSEN	918	-	1062	853	2833	3	2	0	4	Q Shoot off:80
3	ITA	C POLIZZOTTO / CELLI	822	869	-	945	2636	3	1	0	2	
3	JPN	D SHIMBATA / WADA	977	778	809	-	2564	3	1	0	2	

Pool C

Rank	NOC Code	Name	A	B	C	D	Pins	Games	Wins	Ties	Points	Remark
1	VEN	A FRIDEGOTTO / RUIZ	-	935	873	869	2677	3	3	0	6	Q
2	HKG	B WU / MAK	888	-	903	865	2656	3	2	0	4	Q
3	NED	C SPIL / van de WAKKER	743	881	-	943	2567	3	1	0	2	
4	FIN	D TONTERI / PALERMAA	833	838	876	-	2547	3	0	0	0	

Pool D

Rank	NOC Code	Name	A	B	C	D	Pins	Games	Wins	Ties	Points	Remark
1	USA	A KENT / JONES	-	974	922	941	2837	3	3	0	6	Q
2	COL	B RODRIGUEZ / GOMEZ	824	-	950	906	2680	3	2	0	4	Q
3	GER	C GRIPP / BORDING	910	945	-	915	2770	3	1	0	2	
4	TPE	D HSIEH / HUNG	888	821	837	-	2546	3	0	0	0	

Legend:

Q Qualified



Tournament Summary

As of MON 24 JUL 2017

Pool A

Rank	NOC Code	Name	A	B	C	D	Pins	Games	Wins	Ties	Points	Remark
1	MEX	A LECUONA / QUINTERO	-	803	965	906	2674	3	2	0	4	Q Shoot off:89
2	CAN	B MACLELLAND / LAVOIE	957	-	894	959	2810	3	2	0	4	Q Shoot off:86
3	KOR	C CHO / KANG	937	934	-	924	2795	3	2	0	4	Shoot off:84
4	POL	D PREUS / SILLETTI	904	772	839	-	2515	3	0	0	0	

Pool B

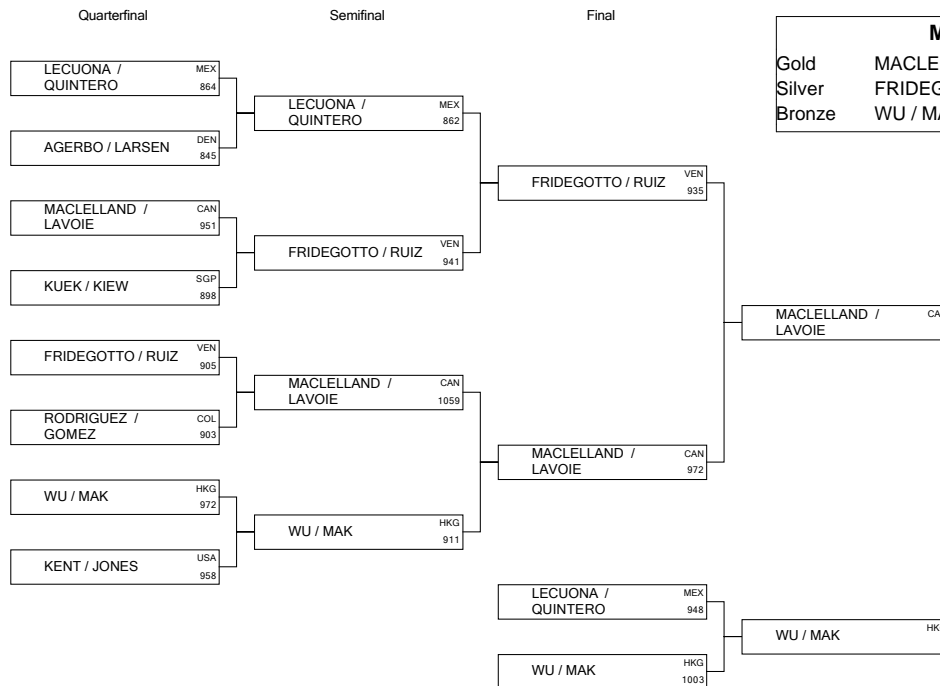
Rank	NOC Code	Name	A	B	C	D	Pins	Games	Wins	Ties	Points	Remark
1	SGP	A KUEK / KIEW	-	1015	938	951	2904	3	2	0	4	Q Shoot off:86
2	DEN	B AGERBO / LARSEN	918	-	1062	853	2833	3	2	0	4	Q Shoot off:80
3	ITA	C POLIZZOTTO / CELLI	822	869	-	945	2636	3	1	0	2	
3	JPN	D SHIMBATA / WADA	977	778	809	-	2564	3	1	0	2	

Pool C

Rank	NOC Code	Name	A	B	C	D	Pins	Games	Wins	Ties	Points	Remark
1	VEN	A FRIDEGOTTO / RUIZ	-	935	873	869	2677	3	3	0	6	Q
2	HKG	B WU / MAK	888	-	903	865	2656	3	2	0	4	Q
3	NED	C SPIL / van de WAKKER	743	881	-	943	2567	3	1	0	2	
4	FIN	D TONTERI / PALERMAA	833	838	876	-	2547	3	0	0	0	

Pool D

Rank	NOC Code	Name	A	B	C	D	Pins	Games	Wins	Ties	Points	Remark
1	USA	A KENT / JONES	-	974	922	941	2837	3	3	0	6	Q
2	COL	B RODRIGUEZ / GOMEZ	824	-	950	906	2680	3	2	0	4	Q
3	GER	C GRIPP / BORDING	910	945	-	915	2770	3	1	0	2	
4	TPE	D HSIEH / HUNG	888	821	837	-	2546	3	0	0	0	



MEDALLISTS		
Gold	MACLELLAND / LAVOIE	CAN
Silver	FRIDEGOTTO / RUIZ	VEN
Bronze	WU / MAK	HKG



Medallists

As of MON 24 JUL 2017


Medal	NOC	Name
GOLD	CAN - Canada	LAVOIE Francois MACLELLAND Dan
SILVER	VEN - Venezuela	FRIDEGOTTO Massimiliano RUIZ Ildemaro
BRONZE	HKG - Hong Kong, China	MAK Michael WU Siu Hong



Results

NOC Code	Bib	Name	Game 1	Game 2	Total	Avg.	Team Total	Winner	Remark
MEX		QUINTERO Arturo	212	277	489	244.5	948		
		LECUONA Ricardo	233	226	459	229.5			
HKG		MAK Michael	296	247	543	271.5	1003		
		WU Siu Hong	237	223	460	230.0		X	

Legend:
Avg. Average


Timing and Results provided by  **TISSOT**



Results

NOC Code	Bib	Name	Game 1	Game 2	Total	Avg.	Team Total	Winner	Remark
VEN		RUIZ Ildemaro	259	298	557	278.5			
		FRIDEGOTTO Massimiliano	190	188	378	189.0	935		
CAN		LAVOIE Francois	209	279	488	244.0			
		MACLELLAND Dan	268	216	484	242.0	972	X	

Legend:
Avg. Average


Timing and Results provided by  **TISSOT**



Results

NOC Code	Bib	Name	Game 1	Game 2	Total	Avg.	Team Total	Winner	Remark
MEX		QUINTERO Arturo	205	190	395	197.5	862		
		LECUONA Ricardo	233	234	467	233.5			
VEN		RUIZ Ildemaro	255	279	534	267.0	941		
		FRIDEGOTTO Massimiliano	211	196	407	203.5			X

Legend:
Avg. Average


Timing and Results provided by  **TISSOT**



Results

NOC Code	Bib	Name	Game 1	Game 2	Total	Avg.	Team Total	Winner	Remark
CAN		LAVOIE Francois	277	245	522	261.0	1059	X	
		MACLELLAND Dan	279	258	537	268.5			
HKG		MAK Michael	257	219	476	238.0	911		
		WU Siu Hong	236	199	435	217.5			

Legend:
Avg. Average

Timing and Results provided by  **TISSOT**



Results

NOC Code	Bib	Name	Game 1	Game 2	Total	Avg.	Team Total	Winner	Remark
MEX		QUINTERO Arturo	211	191	402	201.0	864	X	
		LECUONA Ricardo	229	233	462	231.0			
DEN		LARSEN Thomas	222	217	439	219.5	845		
		AGERBO Jesper	217	189	406	203.0			

Legend:
Avg. Average

Timing and Results provided by TISSOT



Results

NOC Code	Bib	Name	Game 1	Game 2	Total	Avg.	Team Total	Winner	Remark
CAN		LAVOIE Francois	233	234	467	233.5	951	X	
		MACLELLAND Dan	215	269	484	242.0			
SGP		KUEK Qi En	212	257	469	234.5	898		
		KIEW Marcus	224	205	429	214.5			

Legend:
Avg. Average


Timing and Results provided by  **TISSOT**



Results

NOC Code	Bib	Name	Game 1	Game 2	Total	Avg.	Team Total	Winner	Remark
VEN		RUIZ Ildemaro	235	257	492	246.0			
		FRIDEGOTTO Massimiliano	214	199	413	206.5	905	X	
COL		GOMEZ Andres	212	256	468	234.0			
		RODRIGUEZ Oscar	207	228	435	217.5	903		

Legend:
Avg. Average


Timing and Results provided by  **TISSOT**



Results

NOC Code	Bib	Name	Game 1	Game 2	Total	Avg.	Team Total	Winner	Remark
HKG		MAK Michael	244	225	469	234.5			
		WU Siu Hong	245	258	503	251.5	972	X	
USA		KENT Marshall	224	278	502	251.0			
		JONES Tommy	243	213	456	228.0	958		

Legend:
Avg. Average


Timing and Results provided by  **TISSOT**



Results

NOC Code	Bib	Name	Game 1	Game 2	Total	Avg.	Team Total	Winner	Remark
TPE		HSIEH Chin-Liang	247	178	425	212.5			
		HUNG Kun-Yi	215	248	463	231.5	888		
USA		KENT Marshall	265	236	501	250.5			
		JONES Tommy	194	246	440	220.0	941	X	

Legend:
Avg. Average


Timing and Results provided by  **TISSOT**



Results

NOC Code	Bib	Name	Game 1	Game 2	Total	Avg.	Team Total	Winner	Remark
GER		BORDING Tobias	248	258	506	253.0	945		
		GRIPP Andreas	213	226	439	219.5			
COL		GOMEZ Andres	222	259	481	240.5	950		
		RODRIGUEZ Oscar	222	247	469	234.5			X

Legend:
Avg. Average


Timing and Results provided by  **TISSOT**



Results

NOC Code	Bib	Name	Game 1	Game 2	Total	Avg.	Team Total	Winner	Remark
COL		GOMEZ Andres	259	256	447	223.5	906	X	
		RODRIGUEZ Oscar	233	226	459	229.5			
TPE		HSIEH Chin-Liang	223	181	404	202.0	821		
		HUNG Kun-Yi	204	213	417	208.5			

Legend:
Avg. Average


Timing and Results provided by  **TISSOT**



Results

NOC Code	Bib	Name	Game 1	Game 2	Total	Avg.	Team Total	Winner	Remark
USA		KENT Marshall	223	248	471	235.5	922	X	
		JONES Tommy	238	213	451	225.5			
GER		BORDING Tobias	256	223	479	239.5	910		
		GRIPP Andreas	238	193	431	215.5			

Legend:
Avg. Average


Timing and Results provided by  **TISSOT**



Results

NOC Code	Bib	Name	Game 1	Game 2	Total	Avg.	Team Total	Winner	Remark
USA		KENT Marshall	299	212	511	255.5	974	X	
		JONES Tommy	246	217	463	231.5			
COL		GOMEZ Andres	216	192	408	204.0	824		
		RODRIGUEZ Oscar	190	226	416	208.0			

Legend:
Avg. Average


Timing and Results provided by  **TISSOT**



Results

NOC Code	Bib	Name	Game 1	Game 2	Total	Avg.	Team Total	Winner	Remark
TPE		HSIEH Chin-Liang	243	183	426	213.0			
		HUNG Kun-Yi	210	201	411	205.5	837		
GER		BORDING Tobias	208	276	484	242.0			
		GRIPP Andreas	195	236	431	215.5	915	X	

Legend:
Avg. Average

Timing and Results provided by  **TISSOT**



Results

NOC Code	Bib	Name	Game 1	Game 2	Total	Avg.	Team Total	Winner	Remark
VEN		RUIZ Ildemaro	254	189	443	221.5	869	X	
		FRIDEGOTTO Massimiliano	213	213	426	213.0			
FIN		TONTERI Juhani	159	225	384	192.0	833		
		PALERMAA Osku	259	190	449	224.5			

Legend:
Avg. Average


Timing and Results provided by **TISSOT**



Results

NOC Code	Bib	Name	Game 1	Game 2	Total	Avg.	Team Total	Winner	Remark
NED		SPIJL Johnny	198	234	432	216.0	881		
		van de WAKKER Jeffrey	212	237	449	224.5			
HKG		MAK Michael	227	204	431	215.5	903		
		WU Siu Hong	227	245	472	236.0		X	

Legend:
Avg. Average


Timing and Results provided by  **TISSOT**



Results

NOC Code	Bib	Name	Game 1	Game 2	Total	Avg.	Team Total	Winner	Remark
HKG		MAK Michael	191	279	470	235.0	888		
		WU Siu Hong	226	192	418	209.0			
VEN		RUIZ Ildemaro	226	223	449	224.5	935		
		FRIDEGOTTO Massimiliano	239	247	486	243.0		X	

Legend:
Avg. Average


Timing and Results provided by  **TISSOT**



Results

NOC Code	Bib	Name	Game 1	Game 2	Total	Avg.	Team Total	Winner	Remark
FIN		TONTERI Juhani	212	246	458	229.0	876		
		PALERMAA Osku	187	231	418	209.0			
NED		SPIL Johnny	245	257	502	251.0	943		
		van de WAKKER Jeffrey	225	216	441	220.5		X	

Legend:
Avg. Average


Timing and Results provided by  **TISSOT**



Results

NOC Code	Bib Name	Game 1	Game 2	Total	Avg.	Team Total	Winner	Remark
FIN	TONTERI Juhani	187	190	377	188.5	838		
	PALERMAA Osku	213	248	461	230.5			
HKG	MAK Michael	198	204	402	201.0	865		
	WU Siu Hong	234	229	463	231.5		X	

Legend:
Avg. Average


Timing and Results provided by  **TISSOT**



Results

NOC Code	Bib	Name	Game 1	Game 2	Total	Avg.	Team Total	Winner	Remark
VEN		RUIZ Ildemaro	232	226	458	229.0	873	X	
		FRIDEGOTTO Massimiliano	216	199	415	207.5			
NED		SPIL Johnny	156	171	327	163.5	743		
		van de WAKKER Jeffrey	238	178	416	208.0			

Legend:
Avg. Average


Timing and Results provided by  **TISSOT**



Results

NOC Code	Bib Name	Game 1	Game 2	Total	Avg.	Team Total	Winner	Remark
ITA	CELLI Massimiliano	202	260	462	231.0	869		
	POLIZZOTTO Salvatore	172	235	407	203.5			
DEN	LARSEN Thomas	241	266	507	253.5	1062		
	AGERBO Jesper	297	258	555	277.5			X

Legend:
Avg. Average

Timing and Results provided by  **TISSOT**



Results

NOC Code	Bib	Name	Game 1	Game 2	Total	Avg.	Team Total	Winner	Remark
SGP		KUEK Qi En	255	247	502	251.0	951		
		KIEW Marcus	203	246	449	224.5			
JPN		SHIMBATA Yuhi	236	227	463	231.5	977		
		WADA Shogo	248	266	514	257.0			X

Legend:
Avg. Average


Timing and Results provided by  **TISSOT**



Results

NOC Code	Bib	Name	Game 1	Game 2	Total	Avg.	Team Total	Winner	Remark
JPN		SHIMBATA Yuhi	182	202	384	192.0			
		WADA Shogo	224	201	425	212.5	809		
ITA		CELLI Massimiliano	234	259	493	246.5			
		POLIZZOTTO Salvatore	240	212	452	226.0	945	X	

Legend:
Avg. Average


Timing and Results provided by  **TISSOT**



Results

NOC Code	Bib	Name	Game 1	Game 2	Total	Avg.	Team Total	Winner	Remark
DEN		LARSEN Thomas	235	230	465	232.5			
		AGERBO Jesper	248	205	453	226.5	918		
SGP		KUEK Qi En	235	279	514	257.0			
		KIEW Marcus	279	222	501	250.5	1015	X	

Legend:
Avg. Average


Timing and Results provided by  **TISSOT**



Results

NOC Code	Bib	Name	Game 1	Game 2	Total	Avg.	Team Total	Winner	Remark
DEN		LARSEN Thomas	218	204	422	211.0			
		AGERBO Jesper	221	210	431	215.5	853	X	
JPN		SHIMBATA Yuhi	194	235	429	214.5			
		WADA Shogo	156	193	349	174.5	778		

Legend:
Avg. Average


Timing and Results provided by  **TISSOT**



Results

NOC Code	Bib Name	Game 1	Game 2	Total	Avg.	Team Total	Winner	Remark
ITA	CELLI Massimiliano	210	227	437	218.5	822		
	POLIZZOTTO Salvatore	174	211	385	192.5			
SGP	KUEK Qi En	278	245	523	261.5	938		
	KIEW Marcus	179	236	415	207.5		X	

Legend:
Avg. Average


Timing and Results provided by  **TISSOT**



Results

NOC Code	Bib	Name	Game 1	Game 2	Total	Avg.	Team Total	Winner	Remark
POL		PREUS Patryk	222	187	409	204.5	839		
		SILLETTI Alessandro	215	215	430	215.0			
KOR		CHO Youngseon	181	206	387	193.5	924	X	
		KANG Heewon	259	278	537	268.5			

Legend:
Avg. Average


Timing and Results provided by  **TISSOT**



Results

NOC Code	Bib	Name	Game 1	Game 2	Total	Avg.	Team Total	Winner	Remark
MEX		QUINTERO Arturo	199	176	375	187.5			
		LECUONA Ricardo	181	247	428	214.0	803		
CAN		LAVOIE Francois	258	229	487	243.5			
		MACLELLAND Dan	213	257	470	235.0	957	X	

Legend:
Avg. Average


Timing and Results provided by  **TISSOT**



Results

NOC Code	Bib	Name	Game 1	Game 2	Total	Avg.	Team Total	Winner	Remark
CAN		LAVOIE Francois	276	201	477	238.5	959	X	
		MACLELLAND Dan	224	258	482	241.0			
POL		PREUS Patryk	187	165	352	176.0	772		
		SILLETTI Alessandro	226	194	420	210.0			

Legend:
Avg. Average


Timing and Results provided by  **TISSOT**



Results

NOC Code	Bib	Name	Game 1	Game 2	Total	Avg.	Team Total	Winner	Remark
KOR		CHO Youngseon	279	236	515	257.5	937		
		KANG Heewon	200	222	422	211.0			
MEX		QUINTERO Arturo	245	258	503	251.5	965		
		LECUONA Ricardo	207	255	462	231.0			X

Legend:
Avg. Average


Timing and Results provided by  **TISSOT**



Results

NOC Code	Bib	Name	Game 1	Game 2	Total	Avg.	Team Total	Winner	Remark
KOR		CHO Youngseon	278	269	547	273.5	934	X	
		KANG Heewon	206	181	387	193.5			
CAN		LAVOIE Francois	259	214	473	236.5	894		
		MACLELLAND Dan	224	197	421	210.5			

Legend:
Avg. Average


Timing and Results provided by  **TISSOT**



Results

NOC Code	Bib	Name	Game 1	Game 2	Total	Avg.	Team Total	Winner	Remark
POL		PREUS Patryk	236	259	495	247.5	904		
		SILLETTI Alessandro	194	215	409	204.5			
MEX		QUINTERO Arturo	268	222	490	245.0	906		
		LECUONA Ricardo	210	206	416	208.0			X

Legend:
Avg. Average

Timing and Results provided by  **TISSOT**

RESULTS BOOK



Bowling Women's Singles



THE WORLD GAMES
WROCLAW 2017

T+TISSOT
SWISS WATCHES SINCE 1853



TEST REPORT
DO NOT DISTRIBUTE

Results Summary

REVISED
2 JUL 9:39

As of MON 2 JUL 2018

Bib	Name	NOC Code	Game 1	Game 2	Game 3	Total	Result	Avg.	Remark
Round of 16									
Match 1									
211	BEUTHNER Laura	GER	224	193	215	DSQ	2	210.7	
202	PANAS Miranda	CAN	222	201	211	634	1	211.3	
Match 2									
231	de FARIA Patricia	VEN	215	167	223	605	2	201.7	
225	YEO Joey	SGP	200	206	197	603	1	201.0	
Match 3									
205	GUERRERO Clara	COL	290	228		518	2	259.0	
215	ISHIMOTO Mirai	JPN	184	212		396	0	198.0	
Match 4									
232	MARCANO Karen	VEN	227	245		472	0	236.0	
222	PAJAK Daria	POL	269	258		527	2	263.5	
Match 5									
212	POPPLER Birgit	GER	227	176	236	639	2	213.0	
217	GONGORA Sandra	MEX	214	206	209	629	1	209.7	
Match 6									
230	McEWAN Danielle	USA	274	225	229	728	1	242.7	
229	KULICK Kelly	USA	222	277	248	747	2	249.0	
Match 7									
224	KIM Moonjeong	KOR	264	278		542	2	271.0	
223	KANG Sujin	KOR	205	247		452	0	226.0	
Match 8									
228	KOVALOVA Daria	UKR	227	224	234	685	2	228.3	
206	RESTREPO Rocio	COL	201	243	215	659	1	219.7	
Quarterfinals									
Quarterfinal 1									
211	BEUTHNER Laura	GER	279	237		DSQ	2	258.0	
231	de FARIA Patricia	VEN	225	214		439	0	219.5	
Quarterfinal 2									
205	GUERRERO Clara	COL	267	234		501	2	250.5	
222	PAJAK Daria	POL	216	220		436	0	218.0	
Quarterfinal 3									
212	POPPLER Birgit	GER	206	224	222	652	1	217.3	
229	KULICK Kelly	USA	156	227	279	662	2	220.7	
Quarterfinal 4									
224	KIM Moonjeong	KOR	185	225	193	603	1	201.0	
228	KOVALOVA Daria	UKR	220	214	215	649	2	216.3	



TEST REPORT
DO NOT DISTRIBUTE

Results Summary


REVISED
2 JUL 9:39

As of MON 2 JUL 2018

Bib	Name	NOC Code	Game 1	Game 2	Game 3	Total	Result	Avg.	Remark
Semifinals									
Semifinal 1									
211	BEUTHNER Laura	GER	226	247	227	DSQ	2	233.3	
205	GUERRERO Clara	COL	269	210	218	697	1	232.3	
Semifinal 2									
229	KULICK Kelly	USA	234	247		481	2	240.5	
228	KOVALOVA Daria	UKR	183	214		397	0	198.5	
Finals									
Bronze Medal Match									
205	GUERRERO Clara	COL	239	228		467	2	233.5	
228	KOVALOVA Daria	UKR	170	216		386	0	193.0	
Gold Medal Match									
211	BEUTHNER Laura	GER	287	222		DSQ	2	254.5	
229	KULICK Kelly	USA	165	207		372	0	186.0	

Legend:
Avg. Average DSQ Disqualified

Laura Beuthner was Disqualified.

Timing and Results provided by  **TISSOT**

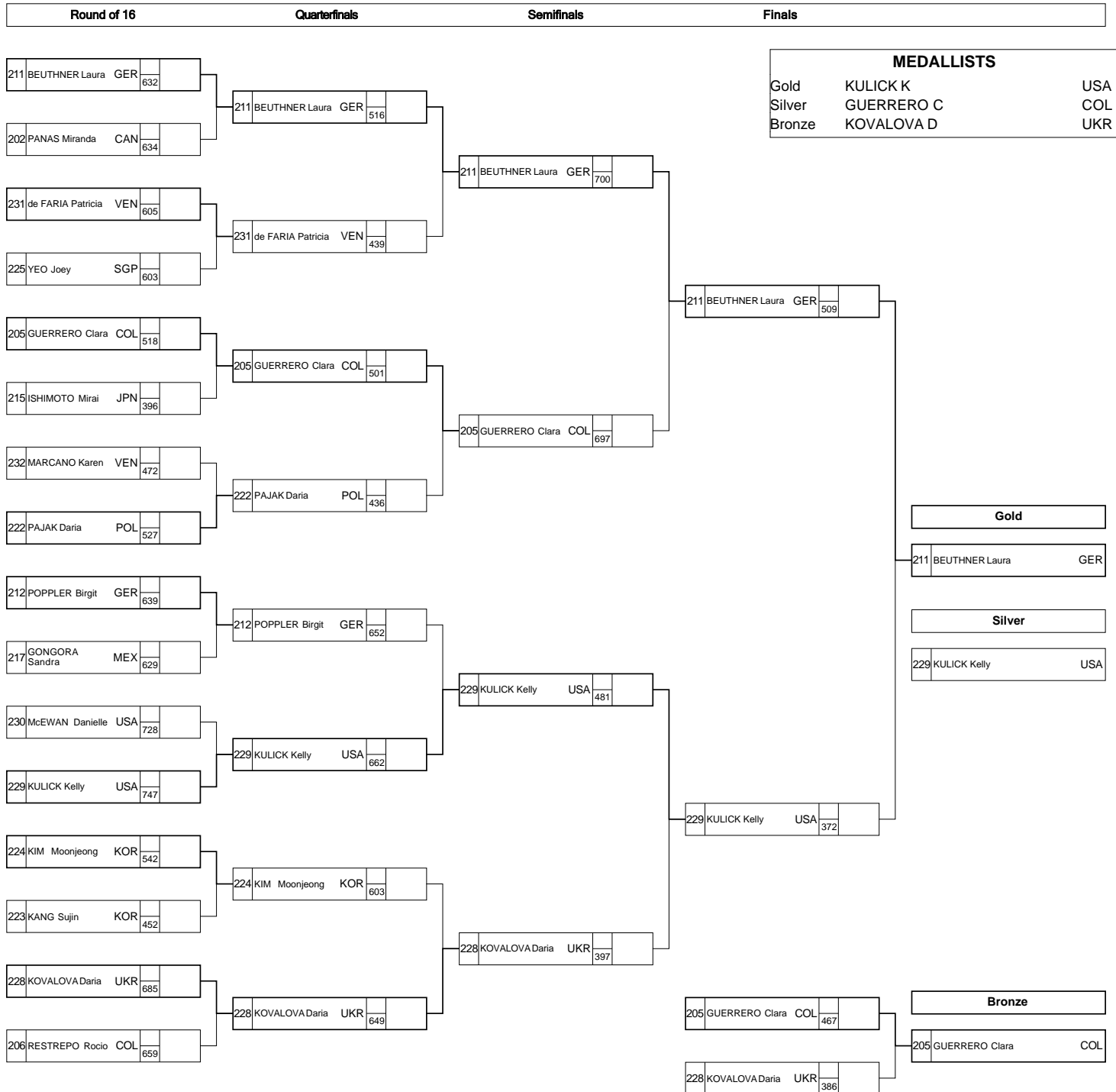


TEST REPORT
DO NOT DISTRIBUTE

Brackets


REVISED
2 JUL 9:36

As of MON 2 JUL 2018



MEDALLISTS		
Gold	KULICK K	USA
Silver	GUERRERO C	COL
Bronze	KOVALOVA D	UKR

Laura Beuthner was Disqualified.
Medalists were amended.

Timing and Results provided by  TISSOT



TEST REPORT
DO NOT DISTRIBUTE


Medallists

REVISED
2 JUL 9:36

As of MON 2 JUL 2018

Medal	Name	NOC
GOLD	KULICK Kelly	USA - United States of America
SILVER	GUERRERO Clara	COL - Colombia
BRONZE	KOVALOVA Daria	UKR - Ukraine

Laura Beuthner was Disqualified.


Timing and Results provided by  TISSOT



Results

Bib	Name	NOC Code	Game 1	Game 2	Game 3	Total	Result	Avg.	Winner	Remark
205	GUERRERO Clara	COL	239	228		467	2	233.5	X	
228	KOVALOVA Daria	UKR	170	216		386	0	193.0		

Legend:
Avg. Average


Timing and Results provided by  TISSOT



Results

Bib	Name	NOC Code	Game 1	Game 2	Game 3	Total	Result	Avg.	Winner	Remark
211	BEUTHNER Laura	GER	287	222		509	2	254.5	X	
229	KULICK Kelly	USA	165	207		372	0	186.0		

Legend:
Avg. Average


Timing and Results provided by  **TISSOT**



Results

Bib	Name	NOC Code	Game 1	Game 2	Game 3	Total	Result	Avg.	Winner	Remark
211	BEUTHNER Laura	GER	226	247	227	700	2	233.3	X	
205	GUERRERO Clara	COL	269	210	218	697	1	232.3		

Legend:
Avg. Average


Timing and Results provided by  **TISSOT**



Results

Bib	Name	NOC Code	Game 1	Game 2	Game 3	Total	Result	Avg.	Winner	Remark
229	KULICK Kelly	USA	234	247		481	2	240.5	X	
228	KOVALOVA Daria	UKR	183	214		397	0	198.5		

Legend:
Avg. Average


Timing and Results provided by  **TISSOT**



Results

Bib	Name	NOC Code	Game 1	Game 2	Game 3	Total	Result	Avg.	Winner	Remark
211	BEUTHNER Laura	GER	279	237		516	2	258.0	X	
231	de FARIA Patricia	VEN	225	214		439	0	219.5		

Legend:
Avg. Average


Timing and Results provided by  **TISSOT**



Results

Bib	Name	NOC Code	Game 1	Game 2	Game 3	Total	Result	Avg.	Winner	Remark
205	GUERRERO Clara	COL	267	234		501	2	250.5	X	
222	PAJAK Daria	POL	216	220		436	0	218.0		

Legend:
Avg. Average


Timing and Results provided by  **TISSOT**



Results

Bib	Name	NOC Code	Game 1	Game 2	Game 3	Total	Result	Avg.	Winner	Remark
212	POPPLER Birgit	GER	206	224	222	652	1	217.3		
229	KULICK Kelly	USA	156	227	279	662	2	220.7	X	

Legend:
Avg. Average


Timing and Results provided by  **TISSOT**



Results

Bib	Name	NOC Code	Game 1	Game 2	Game 3	Total	Result	Avg.	Winner	Remark
224	KIM Moonjeong	KOR	185	225	193	603	1	201.0		
228	KOVALOVA Daria	UKR	220	214	215	649	2	216.3	X	

Legend:
Avg. Average


Timing and Results provided by  **TISSOT**



Results

Bib	Name	NOC Code	Game 1	Game 2	Game 3	Total	Result	Avg.	Winner	Remark
211	BEUTHNER Laura	GER	224	193	215	632	2	210.7	X	
202	PANAS Miranda	CAN	222	201	211	634	1	211.3		

Legend:
 Avg. Average


Timing and Results provided by  **TISSOT**



Results

Bib	Name	NOC Code	Game 1	Game 2	Game 3	Total	Result	Avg.	Winner	Remark
231	de FARIA Patricia	VEN	215	167	223	605	2	201.7	X	
225	YEO Joey	SGP	200	206	197	603	1	201.0		

Legend:
Avg. Average


Timing and Results provided by  **TISSOT**



Results

Bib	Name	NOC Code	Game 1	Game 2	Game 3	Total	Result	Avg.	Winner	Remark
205	GUERRERO Clara	COL	290	228		518	2	259.0	X	
215	ISHIMOTO Mirai	JPN	184	212		396	0	198.0		

Legend:
Avg. Average


Timing and Results provided by  **TISSOT**



Results

Bib	Name	NOC Code	Game 1	Game 2	Game 3	Total	Result	Avg.	Winner	Remark
232	MARCANO Karen	VEN	227	245		472	0	236.0		
222	PAJAK Daria	POL	269	258		527	2	263.5	X	

Legend:
Avg. Average


Timing and Results provided by  **TISSOT**



Results

Bib	Name	NOC Code	Game 1	Game 2	Game 3	Total	Result	Avg.	Winner	Remark
212	POPPLER Birgit	GER	227	176	236	639	2	213.0	X	
217	GONGORA Sandra	MEX	214	206	209	629	1	209.7		

Legend:
Avg. Average


Timing and Results provided by  **TISSOT**



Results

Bib	Name	NOC Code	Game 1	Game 2	Game 3	Total	Result	Avg.	Winner	Remark
230	McEWAN Danielle	USA	274	225	229	728	1	242.7		
229	KULICK Kelly	USA	222	277	248	747	2	249.0	X	

Legend:
Avg. Average


Timing and Results provided by  **TISSOT**



Results

Bib	Name	NOC Code	Game 1	Game 2	Game 3	Total	Result	Avg.	Winner	Remark
224	KIM Moonjeong	KOR	264	278		542	2	271.0	X	
223	KANG Sujin	KOR	205	247		452	0	226.0		

Legend:
Avg. Average


Timing and Results provided by  **TISSOT**



Results

Bib	Name	NOC Code	Game 1	Game 2	Game 3	Total	Result	Avg.	Winner	Remark
228	KOVALOVA Daria	UKR	227	224	234	685	2	228.3	X	
206	RESTREPO Rocio	COL	201	243	215	659	1	219.7		

Legend:
Avg. Average

Timing and Results provided by  **TISSOT**




Results

As of FRI 21 JUL 2017

Rank	Bib	Name	NOC Code	Game 1	Game 2	Game 3	Game 4	Game 5	Game 6	Total	Avg.	Points Behind	Status
1	211	BEUTHNER Laura	GER	238	259	269	237	298	248	1549	258.2		
2	206	RESTREPO Rocio	COL	217	257	256	248	264	244	1486	247.7	-63	
3	212	POPPLER Birgit	GER	227	226	236	300	235	257	1481	246.8	-68	
4	222	PAJAK Daria	POL	187	220	279	219	246	298	1449	241.5	-100	
5	215	ISHIMOTO Mirai	JPN	213	233	202	243	279	279	1449	241.5	-100	
6	229	KULICK Kelly	USA	237	278	246	236	212	193	1402	233.7	-147	
7	224	KIM Moonjeong	KOR	216	220	181	277	238	257	1389	231.5	-160	
8	225	YEO Joey	SGP	278	192	215	223	267	206	1381	230.2	-168	
9	231	de FARIA Patricia	VEN	214	237	258	216	200	255	1380	230.0	-169	
10	223	KANG Sujin	KOR	215	227	246	267	223	191	1369	228.2	-180	
11	230	McEWAN Danielle	USA	182	224	214	258	256	227	1361	226.8	-188	
12	205	GUERRERO Clara	COL	241	184	204	223	239	247	1338	223.0	-211	
13	232	MARCANO Karen	VEN	206	248	194	210	200	279	1337	222.8	-212	
14	217	GONGORA Sandra	MEX	208	181	287	202	220	235	1333	222.2	-216	
15	228	KOVALOVA Daria	UKR	212	212	205	247	218	199	1293	215.5	-256	
16	202	PANAS Miranda	CAN	214	227	233	195	201	218	1288	214.7	-261	
17	216	TAKEKAWA Hikaru	JPN	225	190	213	244	184	216	1272	212.0	-277	
18	226	YEONG-NATHAN Jasmine	SGP	226	180	154	213	229	258	1260	210.0	-289	
19	209	HILTUNEN Eliisa	FIN	206	160	199	246	233	212	1256	209.3	-293	
20	210	PASANEN Sanna	FIN	245	225	181	200	198	205	1254	209.0	-295	
21	201	BERCIER Valerie	CAN	182	225	198	185	245	215	1250	208.3	-299	
22	213	DALY Becky	GBR	181	176	200	222	228	235	1242	207.0	-307	
23	208	BRONDSTED Britt	DEN	254	201	202	225	174	177	1233	205.5	-316	
24	207	AGERBO Rikke H	DEN	194	166	213	217	230	208	1228	204.7	-321	
25	218	LOPEZ Tannya	MEX	204	224	160	155	240	202	1185	197.5	-364	
26	214	HANNAN Samantha	GBR	214	198	192	173	209	194	1180	196.7	-369	
27	203	PAN Yu-Fen	TPE	180	169	192	256	160	222	1179	196.5	-370	
28	204	TSAI Hsin-Yi	TPE	190	204	183	216	181	188	1162	193.7	-387	
29	219	ZHANG Chunli	CHN	160	225	210	204	189	173	1161	193.5	-388	
30	221	CHAREZINSKA Lucyna	POL	179	208	183	200	200	180	1150	191.7	-399	
31	227	KONONENKO Liliia	UKR	179	176	181	197	204	207	1144	190.7	-405	
32	220	ZHANG Yuhong	CHN	178	162	182	202	181	235	1140	190.0	-409	

Legend:
Avg. Average

Timing and Results provided by  TISSOT

RESULTS BOOK



Bowling Women's Doubles



THE WORLD GAMES
WROCLAW 2017

T+TISSOT
SWISS WATCHES SINCE 1853



Results Summary

As of MON 24 JUL 2017

Bib	Name	NOC Code	Game 1	Game 2	Total	Avg	Grand	Remark
Pool A								
Match 1								
	GONGORA Sandra	MEX	215	258	473	236.5		
	LOPEZ Tannya		237	201	438	219.0	911	
	YEONG-NATHAN Jasmine	SGP	171	269	440	220.0		
	YEO Joey		180	225	405	202.5	845	
Match 2								
	KONONENKO Liliia	UKR	225	158	383	191.5		
	KOVALOVA Daria		224	217	441	220.5	824	
	HANNAN Samantha	GBR	221	178	399	199.5		
	DALY Becky		205	190	395	197.5	794	
Pool B								
Match 1								
	CHAREZINSKA Lucyna	POL	195	180	375	187.5		
	PAJAK Daria		182	190	372	186.0	747	
	KIM Moonjeong	KOR	226	204	430	215.0		
	KANG Sujin		279	266	545	272.5	975	
Match 2								
	PANAS Miranda	CAN	226	182	408	204.0		
	BERCIER Valerie		206	195	401	200.5	809	
	RESTREPO Rocio	COL	257	244	501	250.5		
	GUERRERO Clara		277	190	467	233.5	968	
Pool C								
Match 1								
	TSAI Hsin-Yi	TPE	221	184	405	202.5		
	PAN Yu-Fen		226	215	441	220.5	846	
	BEUTHNER Laura	GER	251	205	456	228.0		
	POPPLER Birgit		225	195	420	210.0	876	
Match 2								
	ZHANG Yuhong	CHN	200	201	401	200.5		
	ZHANG Chunli		205	181	386	193.0	787	
	de FARIA Patricia	VEN	216	179	395	197.5		
	MARCANO Karen		230	181	411	205.5	806	



Results Summary

As of MON 24 JUL 2017

Bib	Name	NOC Code	Game 1	Game 2	Total	Avg	Grand	Remark
Pool D								
Match 1								
	ISHIMOTO Mirai	JPN	235	207	442	221.0		
	TAKEKAWA Hikaru		226	163	389	194.5	831	
	KULICK Kelly	USA	195	222	417	208.5		
	McEWAN Danielle		267	256	523	261.5	940	
Match 2								
	HILTUNEN Eliisa	FIN	218	235	453	226.5		
	PASANEN Sanna		207	248	455	227.5	908	
	AGERBO Rikke H	DEN	238	195	433	216.5		
	BRONDSTED Britt		172	300	472	236.0	905	
Pool A								
Match 3								
	HANNAN Samantha	GBR	205	161	366	183.0		
	DALY Becky		216	149	365	182.5	731	
	GONGORA Sandra	MEX	300	205	505	252.5		
	LOPEZ Tannya		214	230	444	222.0	949	
Match 4								
	YEONG-NATHAN Jasmine	SGP	240	225	465	232.5		
	YEO Joey		234	235	469	234.5	934	
	KONONENKO Liliia	UKR	147	167	314	157.0		
	KOVALOVA Daria		235	253	488	244.0	802	
Pool B								
Match 3								
	RESTREPO Rocio	COL	246	277	523	261.5		
	GUERRERO Clara		257	214	471	235.5	994	
	CHAREZINSKA Lucyna	POL	184	189	373	186.5		
	PAJAK Daria		252	199	451	225.5	824	
Match 4								
	KIM Moonjeong	KOR	214	223	437	218.5		
	KANG Sujin		209	257	466	233.0	903	
	PANAS Miranda	CAN	236	246	482	241.0		
	BERCIER Valerie		247	214	461	230.5	943	



Results Summary

As of MON 24 JUL 2017

Bib	Name	NOC Code	Game 1	Game 2	Total	Avg	Grand	Remark
Pool C								
Match 3								
	de FARIA Patricia	VEN	216	195	411	205.5		
	MARCANO Karen		238	220	458	229.0	869	
	TSAI Hsin-Yi	TPE	194	214	408	204.0		
	PAN Yu-Fen		194	223	417	208.5	825	
Match 4								
	BEUTHNER Laura	GER	202	231	433	216.5		
	POPPLER Birgit		223	268	491	245.5	924	
	ZHANG Yuhong	CHN	180	193	373	186.5		
	ZHANG Chunli		181	228	409	204.5	782	
Pool D								
Match 3								
	AGERBO Rikke H	DEN	190	225	415	207.5		
	BRONSTED Brit		186	171	357	178.5	772	
	ISHIMOTO Mirai	JPN	257	216	473	236.5		
	TAKEKAWA Hikaru		224	188	412	206.0	885	
Match 4								
	KULICK Kelly	USA	201	218	419	209.5		
	McEWAN Danielle		217	184	401	200.5	820	
	HILTUNEN Eliisa	FIN	225	227	452	226.0		
	PASANEN Sanna		204	247	451	225.5	903	
Pool A								
Match 5								
	YEONG-NATHAN Jasmine	SGP	238	234	472	236.0		
	YEO Joey		214	257	471	235.5	943	
	HANNAN Samantha	GBR	208	198	406	203.0		
	DALY Becky		199	216	415	207.5	821	
Match 6								
	GONGORA Sandra	MEX	245	215	460	230.0		
	LOPEZ Tannya		189	279	468	234.0	928	
	KONONENKO Liliia	UKR	186	182	368	184.0		
	KOVALOVA Daria		195	248	443	221.5	811	



Results Summary

As of MON 24 JUL 2017

Bib	Name	NOC Code	Game 1	Game 2	Total	Avg	Grand	Remark
Pool B								
Match 5								
	KIM Moonjeong	KOR	239	211	450	225.0		
	KANG Sujin		209	259	468	234.0	918	
	RESTREPO Rocio	COL	238	247	485	242.5		
	GUERRERO Clara		248	266	514	257.0	999	
Match 6								
	CHAREZINSKA Lucyna	POL	140	164	304	152.0		
	PAJAK Daria		167	193	360	180.0	664	
	PANAS Miranda	CAN	224	233	457	228.5		
	BERCIER Valerie		203	188	391	195.5	848	
Pool C								
Match 5								
	BEUTHNER Laura	GER	214	248	462	231.0		
	POPPLER Birgit		213	238	451	225.5	913	
	de FARIA Patricia	VEN	157	204	361	180.5		
	MARCANO Karen		210	207	417	208.5	778	
Match 6								
	TSAI Hsin-Yi	TPE	234	234	468	234.0		
	PAN Yu-Fen		176	194	370	185.0	838	
	ZHANG Yuhong	CHN	209	213	422	211.0		
	ZHANG Chunli		179	193	372	186.0	794	
Pool D								
Match 5								
	KULICK Kelly	USA	233	268	501	250.5		
	McEWAN Danielle		190	245	435	217.5	936	
	AGERBO Rikke H	DEN	222	212	434	217.0		
	BRONDSTED Britt		217	219	436	218.0	870	
Match 6								
	ISHIMOTO Mirai	JPN	266	156	422	211.0		
	TAKEKAWA Hikaru		176	232	408	204.0	830	
	HILTUNEN Eliisa	FIN	185	209	394	197.0		
	PASANEN Sanna		217	229	446	223.0	840	



Results Summary

As of MON 24 JUL 2017

Bib	Name	NOC Code	Game 1	Game 2	Total	Avg	Grand	Remark
Quarterfinals								
Quarterfinal 1								
	GONGORA Sandra	MEX	237	171	408	204.0		
	LOPEZ Tannya		224	267	491	245.5	899	
	PANAS Miranda	CAN	178	193	371	185.5		
	BERCIER Valerie		200	236	436	218.0	807	
Quarterfinal 2								
	YEONG-NATHAN Jasmine	SGP	213	205	418	209.0		
	YEO Joey		194	235	429	214.5	847	
	RESTREPO Rocio	COL	248	256	504	252.0		
	GUERRERO Clara		240	205	445	222.5	949	
Quarterfinal 3								
	BEUTHNER Laura	GER	223	256	479	239.5		
	POPPLER Birgit		193	181	374	187.0	853	
	KULICK Kelly	USA	278	279	557	278.5		
	McEWAN Danielle		278	222	500	250.0	1057	
Quarterfinal 4								
	de FARIA Patricia	VEN	215	202	417	208.5		
	MARCANO Karen		201	238	439	219.5	856	
	HILTUNEN Eliisa	FIN	234	204	438	219.0		
	PASANEN Sanna		225	152	377	188.5	815	
Semifinals								
Semifinal 1								
	GONGORA Sandra	MEX	223	198	421	210.5		
	LOPEZ Tannya		192	199	391	195.5	812	
	KULICK Kelly	USA	214	215	429	214.5		
	McEWAN Danielle		290	184	474	237.0	903	
Semifinal 2								
	RESTREPO Rocio	COL	214	258	472	236.0		
	GUERRERO Clara		242	233	475	237.5	947	
	de FARIA Patricia	VEN	215	257	472	236.0		
	MARCANO Karen		203	191	394	197.0	866	



Results Summary

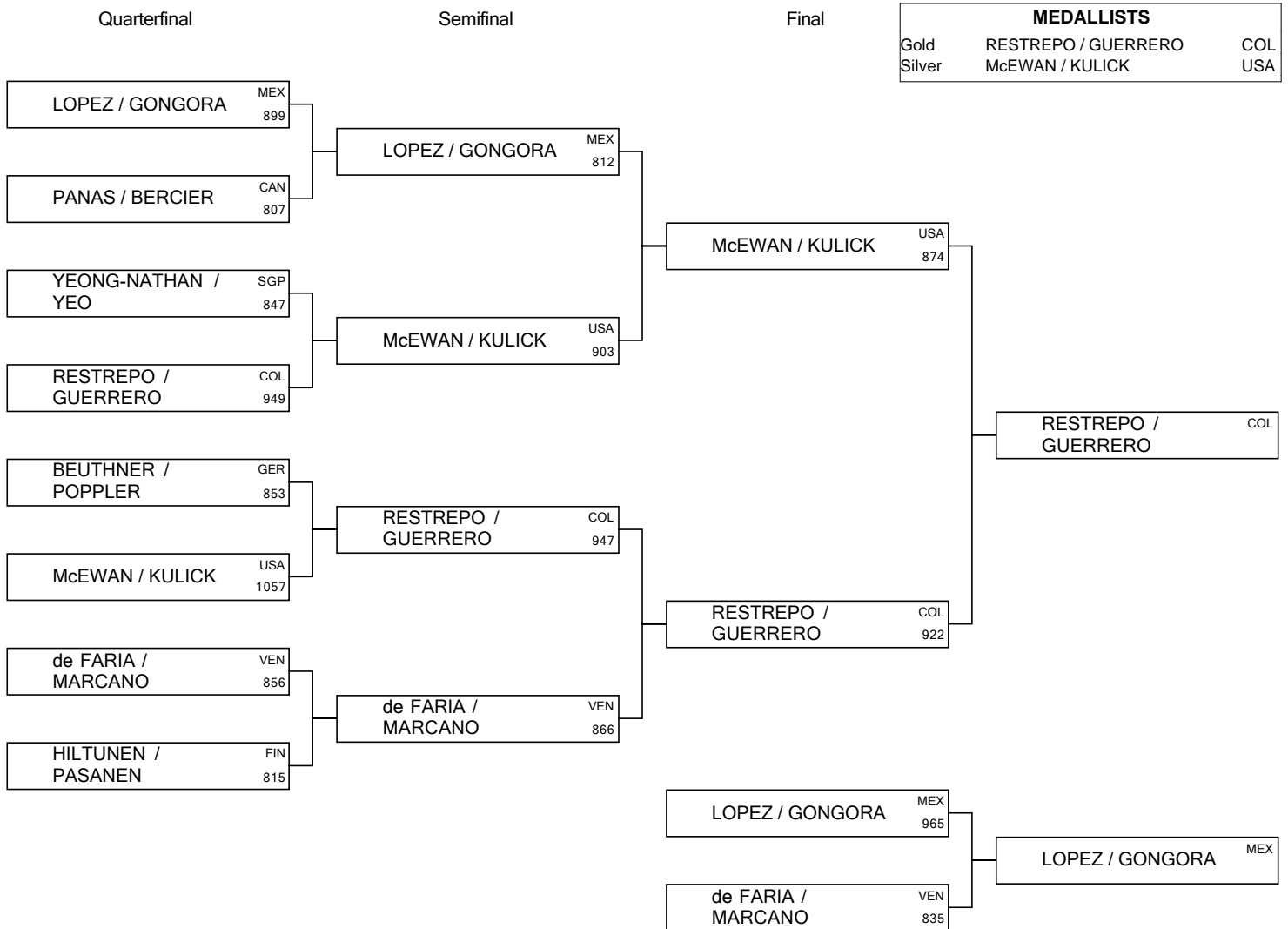
As of MON 24 JUL 2017

Bib Name	NOC Code	Game 1	Game 2	Total	Avg	Grand	Remark
Finals							
Bronze Medal Match							
GONGORA Sandra	MEX	254	268	522	261.0		
LOPEZ Tannya		206	237	443	221.5	965	
de FARIA Patricia	VEN	189	231	420	210.0		
MARCANO Karen		241	174	415	207.5	835	
Gold Medal Match							
KULICK Kelly	USA	224	223	447	223.5		
McEWAN Danielle		226	201	427	213.5	874	
RESTREPO Rocio	COL	210	206	416	208.0		
GUERRERO Clara		279	227	506	253.0	922	



Brackets

As of SUN 23 JUL 2017





Round Robin Summary

As of SUN 23 JUL 2017

Pool A

Rank	NOC Code	Name	A	B	C	D	Pins	Games	Wins	Ties	Points	Remark
1	MEX	A LOPEZ / GONGORA	-	911	928	949	2788	3	3	0	6	Q
2	SGP	B YEONG-NATHAN / YEO	845	-	934	943	2722	3	2	0	4	Q
3	UKR	C KOVALOVA / KONONENKO	811	802	-	824	2437	3	1	0	2	
4	GBR	D HANNAN / DALY	731	821	794	-	2346	3	0	0	0	

Pool B

Rank	NOC Code	Name	A	B	C	D	Pins	Games	Wins	Ties	Points	Remark
1	COL	A RESTREPO / GUERRERO	-	968	999	994	2961	3	3	0	6	Q
2	CAN	B PANAS / BERCIER	809	-	943	848	2600	3	2	0	4	Q
3	KOR	C KIM / KANG	918	903	-	975	2796	3	1	0	2	
4	POL	D CHAREZINSKA / PAJAK	824	664	747	-	2235	3	0	0	0	

Pool C


Rank	NOC Code	Name	A	B	C	D	Pins	Games	Wins	Ties	Points	Remark
1	GER	A BEUTHNER / POPPLER	-	913	876	924	2713	3	3	0	6	Q
2	VEN	B de FARIA / MARCANO	778	-	869	806	2453	3	2	0	4	Q
3	TPE	C PAN / TSAI	846	825	-	838	2509	3	1	0	2	
4	CHN	D ZHANG / ZHANG	782	787	794	-	2363	3	0	0	0	

Pool D

Rank	NOC Code	Name	A	B	C	D	Pins	Games	Wins	Ties	Points	Remark
1	FIN	A HILTUNEN / PASANEN	-	903	840	908	2651	3	3	0	6	Q
2	USA	B McEWAN / KULICK	820	-	940	936	2696	3	2	0	4	Q
3	JPN	C ISHIMOTO / TAKEKAWA	830	831	-	885	2546	3	1	0	2	
4	DEN	D AGERBO / BRONSTED	905	870	772	-	2547	3	0	0	0	

Legend:

Q Qualified

Timing and Results provided by  TISSOT



Tournament Summary

As of MON 24 JUL 2017

Pool A

Rank	NOC Code	Name	A	B	C	D	Pins	Games	Wins	Ties	Points	Remark
1	MEX	A LOPEZ / GONGORA	-	911	928	949	2788	3	3	0	6	Q
2	SGP	B YEONG-NATHAN / YEO	845	-	934	943	2722	3	2	0	4	Q
3	UKR	C KOVALOVA / KONONENKO	811	802	-	824	2437	3	1	0	2	
4	GBR	D HANNAN / DALY	731	821	794	-	2346	3	0	0	0	

Pool B

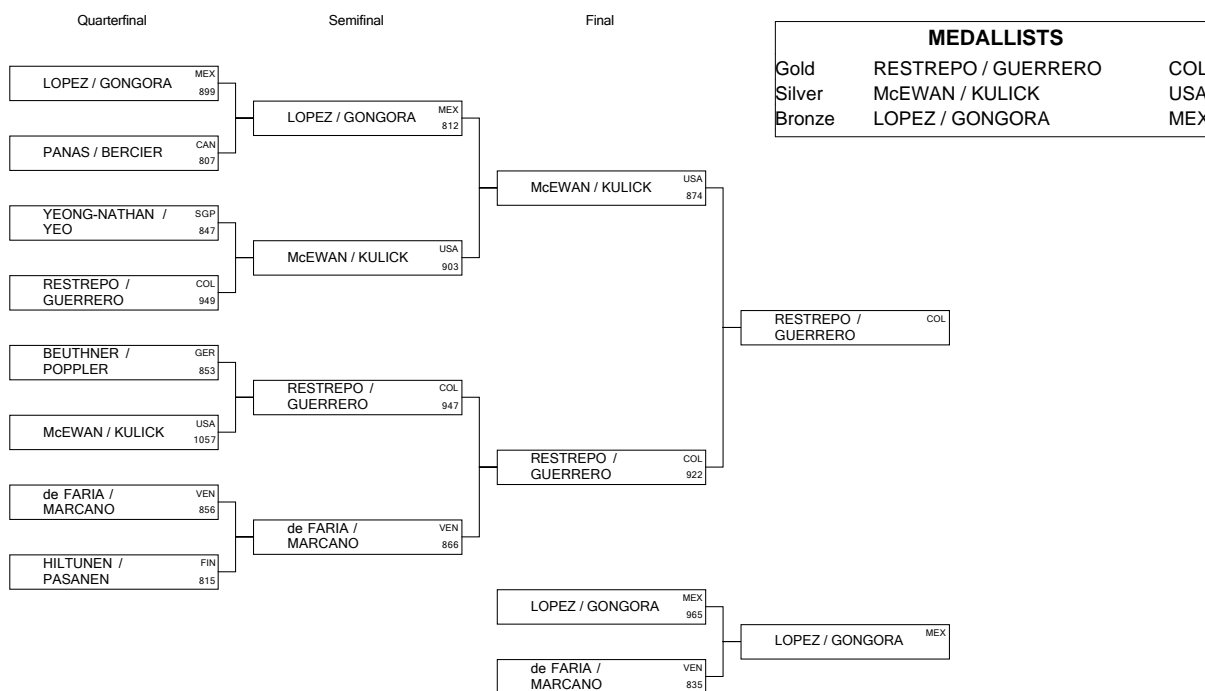
Rank	NOC Code	Name	A	B	C	D	Pins	Games	Wins	Ties	Points	Remark
1	COL	A RESTREPO / GUERRERO	-	968	999	994	2961	3	3	0	6	Q
2	CAN	B PANAS / BERCIER	809	-	943	848	2600	3	2	0	4	Q
3	KOR	C KIM / KANG	918	903	-	975	2796	3	1	0	2	
4	POL	D CHAREZINSKA / PAJAK	824	664	747	-	2235	3	0	0	0	

Pool C

Rank	NOC Code	Name	A	B	C	D	Pins	Games	Wins	Ties	Points	Remark
1	GER	A BEUTHNER / POPPLER	-	913	876	924	2713	3	3	0	6	Q
2	VEN	B de FARIA / MARCANO	778	-	869	806	2453	3	2	0	4	Q
3	TPE	C PAN / TSAI	846	825	-	838	2509	3	1	0	2	
4	CHN	D ZHANG / ZHANG	782	787	794	-	2363	3	0	0	0	

Pool D

Rank	NOC Code	Name	A	B	C	D	Pins	Games	Wins	Ties	Points	Remark
1	FIN	A HILTUNEN / PASANEN	-	903	840	908	2651	3	3	0	6	Q
2	USA	B McEWAN / KULICK	820	-	940	936	2696	3	2	0	4	Q
3	JPN	C ISHIMOTO / TAKEKAWA	830	831	-	885	2546	3	1	0	2	
4	DEN	D AGERBO / BRONSTED	905	870	772	-	2547	3	0	0	0	





Medallists

As of SUN 23 JUL 2017


Medal	NOC	Name
GOLD	COL - Colombia	GUERRERO Clara RESTREPO Rocio
SILVER	USA - United States of America	KULICK Kelly McEWAN Danielle
BRONZE	MEX - Mexico	GONGORA Sandra LOPEZ Tannya



Results

NOC Code	Bib	Name	Game 1	Game 2	Total	Avg.	Team Total	Winner	Remark
MEX		GONGORA Sandra	254	268	522	261.0			
		LOPEZ Tannya	206	237	443	221.5	965	X	
VEN		de FARIA Patricia	189	231	420	210.0			
		MARCANO Karen	241	174	415	207.5	835		

Legend:
Avg. Average


Timing and Results provided by  **TISSOT**



Results

NOC Code	Bib	Name	Game 1	Game 2	Total	Avg.	Team Total	Winner	Remark
USA		KULICK Kelly	224	223	447	223.5	874		
		McEWAN Danielle	226	201	427	213.5			
COL		RESTREPO Rocio	210	206	416	208.0	922		
		GUERRERO Clara	279	227	506	253.0		X	

Legend:
 Avg. Average

Timing and Results provided by  **TISSOT**




Results

REVISED
23 JUL 17:10

NOC Code	Bib	Name	Game 1	Game 2	Total	Avg.	Team Total	Winner	Remark
MEX		GONGORA Sandra	223	198	421	210.5			
		LOPEZ Tannya	192	199	391	195.5	812		
USA		KULICK Kelly	214	215	429	214.5			
		McEWAN Danielle	290	184	474	237.0	903	X	

Legend:
 Avg. Average


Timing and Results provided by  **TISSOT**



Results

NOC Code	Bib	Name	Game 1	Game 2	Total	Avg.	Team Total	Winner	Remark
COL		RESTREPO Rocio	214	258	472	236.0	947	X	
		GUERRERO Clara	242	233	475	237.5			
VEN		de FARIA Patricia	215	257	472	236.0	866		
		MARCANO Karen	203	191	394	197.0			

Legend:
Avg. Average


Timing and Results provided by  **TISSOT**



Results

NOC Code	Bib	Name	Game 1	Game 2	Total	Avg.	Team Total	Winner	Remark
MEX		GONGORA Sandra	237	171	408	204.0	899	X	
		LOPEZ Tannya	224	267	491	245.5			
CAN		PANAS Miranda	178	193	371	185.5	807		
		BERCIER Valerie	200	236	436	218.0			

Legend:
 Avg. Average


Timing and Results provided by  **TISSOT**



Results

NOC Code	Bib	Name	Game 1	Game 2	Total	Avg.	Team Total	Winner	Remark
SGP		YEONG-NATHAN Jasmine	213	205	418	209.0	847		
		YEO Joey	194	235	429	214.5			
COL		RESTREPO Rocio	248	256	504	252.0	949		
		GUERRERO Clara	240	205	445	222.5		X	

Legend:
 Avg. Average


Timing and Results provided by  **TISSOT**



Results

NOC Code	Bib	Name	Game 1	Game 2	Total	Avg.	Team Total	Winner	Remark
GER		BEUTHNER Laura	223	256	479	239.5			
		POPPLER Birgit	193	181	374	187.0	853		
USA		KULICK Kelly	278	279	557	278.5			
		McEWAN Danielle	278	222	500	250.0	1057	X	

Legend:
 Avg. Average


Timing and Results provided by  **TISSOT**



Results

NOC Code	Bib	Name	Game 1	Game 2	Total	Avg.	Team Total	Winner	Remark
VEN		de FARIA Patricia	215	202	417	208.5	856	X	
		MARCANO Karen	201	238	439	219.5			
FIN		HILTUNEN Eliisa	234	204	438	219.0	815		
		PASANEN Sanna	225	152	377	188.5			

Legend:
Avg. Average


Timing and Results provided by  **TISSOT**



Results

NOC Code	Bib	Name	Game 1	Game 2	Total	Avg.	Team Total	Winner	Remark
JPN		ISHIMOTO Mirai	235	207	442	221.0			
		TAKEKAWA Hikaru	226	163	389	194.5	831		
USA		KULICK Kelly	195	222	417	208.5			
		McEWAN Danielle	267	256	523	261.5	940	X	

Legend:
Avg. Average


Timing and Results provided by  **TISSOT**



Results

NOC Code	Bib	Name	Game 1	Game 2	Total	Avg.	Team Total	Winner	Remark
FIN		HILTUNEN Eliisa	218	235	453	226.5	908	X	
		PASANEN Sanna	207	248	455	227.5			
DEN		AGERBO Rikke H	238	195	433	216.5	905		
		BRONDSTED Britt	172	300	472	236.0			

Legend:
Avg. Average


Timing and Results provided by  **TISSOT**



Results

NOC Code	Bib	Name	Game 1	Game 2	Total	Avg.	Team Total	Winner	Remark
DEN		AGERBO Rikke H	190	225	415	207.5			
		BRONDSTED Britt	186	171	357	178.5	772		
JPN		ISHIMOTO Mirai	257	216	473	236.5			
		TAKEKAWA Hikaru	224	188	412	206.0	885	X	

Legend:
Avg. Average


Timing and Results provided by  **TISSOT**



Results

NOC Code	Bib	Name	Game 1	Game 2	Total	Avg.	Team Total	Winner	Remark
USA		KULICK Kelly	201	218	419	209.5	820		
		McEWAN Danielle	217	184	401	200.5			
FIN		HILTUNEN Eliisa	225	227	452	226.0	903		
		PASANEN Sanna	204	247	451	225.5		X	

Legend:
Avg. Average


Timing and Results provided by  **TISSOT**



Results

NOC Code	Bib	Name	Game 1	Game 2	Total	Avg.	Team Total	Winner	Remark
USA		KULICK Kelly	233	268	501	250.5	936	X	
		McEWAN Danielle	190	245	435	217.5			
DEN		AGERBO Rikke H	222	212	434	217.0	870		
		BRONDSTED Britt	217	219	436	218.0			

Legend:
Avg. Average


Timing and Results provided by  **TISSOT**



Results

NOC Code	Bib	Name	Game 1	Game 2	Total	Avg.	Team Total	Winner	Remark
JPN		ISHIMOTO Mirai	266	156	422	211.0			
		TAKEKAWA Hikaru	176	232	408	204.0	830		
FIN		HILTUNEN Eliisa	185	209	394	197.0			
		PASANEN Sanna	217	229	446	223.0	840	X	

Legend:
 Avg. Average


Timing and Results provided by  **TISSOT**



Results

NOC Code	Bib	Name	Game 1	Game 2	Total	Avg.	Team Total	Winner	Remark
TPE		TSAI Hsin-Yi	221	184	405	202.5			
		PAN Yu-Fen	226	215	441	220.5	846		
GER		BEUTHNER Laura	251	205	456	228.0			
		POPPLER Birgit	225	195	420	210.0	876	X	

Legend:
Avg. Average


Timing and Results provided by  **TISSOT**



Results

NOC Code	Bib	Name	Game 1	Game 2	Total	Avg.	Team Total	Winner	Remark
CHN		ZHANG Yuhong	200	201	401	200.5	787		
		ZHANG Chunli	205	181	386	193.0			
VEN		de FARIA Patricia	216	179	395	197.5	806		
		MARCANO Karen	230	181	411	205.5		X	

Legend:
 Avg. Average


Timing and Results provided by  **TISSOT**



Results

NOC Code	Bib	Name	Game 1	Game 2	Total	Avg.	Team Total	Winner	Remark
VEN		de FARIA Patricia	216	195	411	205.5	869	X	
		MARCANO Karen	238	220	458	229.0			
TPE		TSAI Hsin-Yi	194	214	408	204.0	825		
		PAN Yu-Fen	194	223	417	208.5			

Legend:
Avg. Average


Timing and Results provided by  **TISSOT**



Results

NOC Code	Bib	Name	Game 1	Game 2	Total	Avg.	Team Total	Winner	Remark
GER		BEUTHNER Laura	202	231	433	216.5	924	X	
		POPPLER Birgit	223	268	491	245.5			
CHN		ZHANG Yuhong	180	193	373	186.5	782		
		ZHANG Chunli	181	228	409	204.5			

Legend:
 Avg. Average


Timing and Results provided by  **TISSOT**



Results

NOC Code	Bib	Name	Game 1	Game 2	Total	Avg.	Team Total	Winner	Remark
GER		BEUTHNER Laura	214	248	462	231.0	913	X	
		POPPLER Birgit	213	238	451	225.5			
VEN		de FARIA Patricia	157	204	361	180.5	778		
		MARCANO Karen	210	207	417	208.5			

Legend:
 Avg. Average


Timing and Results provided by  **TISSOT**



Results

NOC Code	Bib	Name	Game 1	Game 2	Total	Avg.	Team Total	Winner	Remark
TPE		TSAI Hsin-Yi	234	234	468	234.0			
		PAN Yu-Fen	176	194	370	185.0	838	X	
CHN		ZHANG Yuhong	209	213	422	211.0			
		ZHANG Chunli	179	193	372	186.0	794		

Legend:
Avg. Average


Timing and Results provided by  **TISSOT**



Results

NOC Code	Bib	Name	Game 1	Game 2	Total	Avg.	Team Total	Winner	Remark
POL		CHAREZINSKA Lucyna	195	180	375	187.5	747		
		PAJAK Daria	182	190	372	186.0			
KOR		KIM Moonjeong	226	204	430	215.0	975	X	
		KANG Sujin	279	266	545	272.5			

Legend:
Avg. Average


Timing and Results provided by  **TISSOT**



Results

NOC Code	Bib	Name	Game 1	Game 2	Total	Avg.	Team Total	Winner	Remark
CAN		PANAS Miranda	226	182	408	204.0	809		
		BERCIER Valerie	206	195	401	200.5			
COL		RESTREPO Rocio	257	244	501	250.5	968		
		GUERRERO Clara	277	190	467	233.5		X	

Legend:
 Avg. Average


Timing and Results provided by  **TISSOT**



Results

NOC Code	Bib	Name	Game 1	Game 2	Total	Avg.	Team Total	Winner	Remark
COL		RESTREPO Rocio	246	277	523	261.5			
		GUERRERO Clara	257	214	471	235.5	994	X	
POL		CHAREZINSKA Lucyna	184	189	373	186.5			
		PAJAK Daria	252	199	451	225.5	824		

Legend:
Avg. Average


Timing and Results provided by  **TISSOT**



Results

NOC Code	Bib	Name	Game 1	Game 2	Total	Avg.	Team Total	Winner	Remark
KOR		KIM Moonjeong	214	223	437	218.5	903		
		KANG Sujin	209	257	466	233.0			
CAN		PANAS Miranda	236	246	482	241.0	943		
		BERCIER Valerie	247	214	461	230.5		X	

Legend:
 Avg. Average


Timing and Results provided by  **TISSOT**



Results

NOC Code	Bib	Name	Game 1	Game 2	Total	Avg.	Team Total	Winner	Remark
KOR		KIM Moonjeong	239	211	450	225.0	918		
		KANG Sujin	209	259	468	234.0			
COL		RESTREPO Rocio	238	247	485	242.5	999		
		GUERRERO Clara	248	266	514	257.0		X	

Legend:
 Avg. Average


Timing and Results provided by  **TISSOT**



Results

NOC Code	Bib	Name	Game 1	Game 2	Total	Avg.	Team Total	Winner	Remark
POL		CHAREZINSKA Lucyna	140	164	304	152.0	664		
		PAJAK Daria	167	193	360	180.0			
CAN		PANAS Miranda	224	233	457	228.5	848	X	
		BERCIER Valerie	203	188	391	195.5			

Legend:
 Avg. Average


Timing and Results provided by  **TISSOT**



Results

NOC Code	Bib	Name	Game 1	Game 2	Total	Avg.	Team Total	Winner	Remark
MEX		GONGORA Sandra	215	258	473	236.5	911	X	
		LOPEZ Tannya	237	201	438	219.0			
SGP		YEONG-NATHAN Jasmine	171	269	440	220.0	845		
		YEO Joey	180	225	405	202.5			

Legend:
Avg. Average


Timing and Results provided by  **TISSOT**



Results

NOC Code	Bib	Name	Game 1	Game 2	Total	Avg.	Team Total	Winner	Remark
UKR		KONONENKO Liliia	225	158	383	191.5	824	X	
		KOVALOVA Daria	224	217	441	220.5			
GBR		HANNAN Samantha	221	178	399	199.5	794		
		DALY Becky	205	190	395	197.5			

Legend:
 Avg. Average


Timing and Results provided by  **TISSOT**



Results

NOC Code	Bib	Name	Game 1	Game 2	Total	Avg.	Team Total	Winner	Remark
GBR		HANNAN Samantha	205	161	366	183.0	731		
		DALY Becky	216	149	365	182.5			
MEX		GONGORA Sandra	300	205	505	252.5	949		
		LOPEZ Tannya	214	230	444	222.0		X	

Legend:
 Avg. Average


Timing and Results provided by  **TISSOT**



Results

NOC Code	Bib	Name	Game 1	Game 2	Total	Avg.	Team Total	Winner	Remark
SGP		YEONG-NATHAN Jasmine	240	225	465	232.5	934	X	
		YEO Joey	234	235	469	234.5			
UKR		KONONENKO Liliia	147	167	314	157.0	802		
		KOVALOVA Daria	235	253	488	244.0			

Legend:
 Avg. Average


Timing and Results provided by  **TISSOT**



Results

NOC Code	Bib	Name	Game 1	Game 2	Total	Avg.	Team Total	Winner	Remark
SGP		YEONG-NATHAN Jasmine	238	234	472	236.0	943	X	
		YEO Joey	214	257	471	235.5			
GBR		HANNAN Samantha	208	198	406	203.0	821		
		DALY Becky	199	216	415	207.5			

Legend:
Avg. Average


Timing and Results provided by  **TISSOT**



Results

NOC Code	Bib	Name	Game 1	Game 2	Total	Avg.	Team Total	Winner	Remark
MEX		GONGORA Sandra	245	215	460	230.0			
		LOPEZ Tannya	189	279	468	234.0	928	X	
UKR		KONONENKO Liliia	186	182	368	184.0			
		KOVALOVA Daria	195	248	443	221.5	811		

Legend:
Avg. Average

Timing and Results provided by  **TISSOT**

RESULTS BOOK



Canoe Polo



THE WORLD GAMES
WROCLAW 2017

T+TISSOT
SWISS WATCHES SINCE 1853

RESULTS BOOK

TABLE OF CONTENT

11	Canoe Polo	748
11.1	Table of Contents	749
11.2	Medallists by Event	753
11.3	Medal Standings	755
11.4	Men's	756
11.4.1	Team Roster	757
11.4.1.1	Team Roster - ESP	757
11.4.1.2	Team Roster - FRA	758
11.4.1.3	Team Roster - GER	759
11.4.1.4	Team Roster - ITA	760
11.4.1.5	Team Roster - NZL	761
11.4.1.6	Team Roster - POL	762
11.4.1.7	Team Roster - TPE	763
11.4.2	Tournament Summary	764
11.4.3	Medallists	765
11.4.4	Finals	766
11.4.4.1	5th Place Game NZL - POL	766
11.4.4.2	Bronze Medal Game Results FRA - ESP	767
11.4.4.3	Gold Medal Game Results GER - ITA	768
11.4.5	Semifinals	769
11.4.5.1	Results GER - FRA	769
11.4.5.2	Results ESP - ITA	770
11.4.6	Preliminary Round	771
11.4.6.1	Results ITA - NZL	771
11.4.6.2	Results FRA - TPE	772
11.4.6.3	Results ESP - POL	773
11.4.6.4	Results ITA - GER	774
11.4.6.5	Results FRA - POL	775





11.4.6.6	Results ESP - NZL	776
11.4.6.7	Results ITA - ESP	777
11.4.6.8	Results FRA - GER	778
11.4.6.9	Results TPE - POL	779
11.4.6.10	Results ITA - TPE	780
11.4.6.11	Results FRA - NZL	781
11.4.6.12	Results ESP - GER	782
11.4.6.13	Results ITA - FRA	783
11.4.6.14	Results GER - TPE	784
11.4.6.15	Results NZL - POL	785
11.4.6.16	Results ITA - POL	786
11.4.6.17	Results ESP - TPE	787
11.4.6.18	Results GER - NZL	788
11.4.6.19	Results FRA - ESP	789
11.4.6.20	Results NZL - TPE	790
11.4.6.21	Results GER - POL	791
11.5	Women's	792
11.5.1	Team Roster	793
11.5.1.1	Team Roster - CAN	793
11.5.1.2	Team Roster - FRA	794
11.5.1.3	Team Roster - GER	795
11.5.1.4	Team Roster - ITA	796
11.5.1.5	Team Roster - NED	797
11.5.1.6	Team Roster - NZL	798
11.5.1.7	Team Roster - POL	799
11.5.2	Tournament Summary	800
11.5.3	Medallists	801
11.5.4	Finals	802
11.5.4.1	5th Place Game NED - CAN	802
11.5.4.2	Bronze Medal Game ITA - NZL	803
11.5.4.3	Gold Medal Game Results FRA - GER	804
11.5.5	Semifinals	805
11.5.5.1	Results FRA - ITA	805
11.5.5.2	Results NZL - GER	806
11.5.6	Preliminary Round	807
11.5.6.1	Results NZL - ITA	807
11.5.6.2	Results GER - CAN	808
11.5.6.3	Results FRA - POL	809
11.5.6.4	Results NZL - NED	810





11.5.6.5	Results GER - POL	811
11.5.6.6	Results FRA - ITA	812
11.5.6.7	Results NZL - FRA	813
11.5.6.8	Results GER - NED	814
11.5.6.9	Results CAN - POL	815
11.5.6.10	Results NZL - CAN	816
11.5.6.11	Results GER - ITA	817
11.5.6.12	Results FRA - NED	818
11.5.6.13	Results NZL - GER	819
11.5.6.14	Results NED - CAN	820
11.5.6.15	Results ITA - POL	821
11.5.6.16	Results NZL - POL	822
11.5.6.17	Results FRA - CAN	823
11.5.6.18	Results NED - ITA	824
11.5.6.19	Results GER - FRA	825
11.5.6.20	Results ITA - CAN	826
11.5.6.21	Results NED - POL	827





Medallists by Event

As of SUN 30 JUL 2017

After 2 of 2 Events

Event Name	Date	Medal	Name	NOC Code
MEN	SUN 30 JUL	GOLD	1 DRIESSEN Johan 2 HUSEN Jakob 3 UNTERFELD Lennart 4 RICHTER Lukas 6 PEST Robert 7 WITT Dennis 8 VIEREN Jonas 10 JUNGE Fiete Maik	GER
		SILVER	1 BERTELLONI Andrea 3 CORVAIA Edoarda 4 DISTEFANO Gianluca 5 HAACK Jan Erik 6 ROMANO Andrea 7 EMANUELE Gianmarco 9 BELLINI Luca 10 PORZIO Marco	ITA
		BRONZE	1 GONZALEZ AZPIAZU Victor 2 GORDO HERRERO Angel 3 CORBELLA TRILLO Sergio 4 HERMIDA Adrian 7 GORDO HERRERO Alejandro 8 CLARAMONTE BALLESTER Vicente 9 CASAL DASILVA Alejandro 10 VALLS VALLS Alejandro	ESP



Medallists by Event

As of SUN 30 JUL 2017

Event Name	Date	Medal	Name	NOC Code
WOMEN	SUN 30 JUL	GOLD	1 SINSEL Caroline Esther 2 KRUSE Katharina Magdalena 4 THOLE Fabienne 5 SCHAEPER Svenja 6 LENZ Tonie Maxime 7 WAGNER Leonie 8 SCHWARZ Pia 10 GILLES Elena	GER
		SILVER	1 CHEVALIER Annie 2 ROUX Julie 3 PIERRE Rose-Marie 4 MOAL Claire 6 ZANFINI Nais 7 LEDORMEUR Melissa 9 SIBIOUDE Valerie 10 ROULLAND Aline	FRA
		BRONZE	1 PRESTIPINO Ada 2 SZCZEPANSKA Maria Anna 3 ANASTASI Martina 6 CATANIA Roberta 7 TREVISAN Chiara 8 COGONI Silvia 9 LAGO Maddalena 10 LANDOLINA Flavia	ITA




Medal Standings

As of SUN 30 JUL 2017

After 2 of 2 Events

Rank	NOC	Men				Women				Total				Rank by Total
		G	S	B	Tot.	G	S	B	Tot.	G	S	B	Tot.	
1	GER - Germany	1			1	1			1	2			2	=1
2	ITA - Italy		1		1			1	1		1	1	2	=1
3	FRA - France						1		1		1		1	=3
4	ESP - Spain			1	1							1	1	=3
Total:		1	1	1	3	1	1	1	3	2	2	2	6	

LEGEND	
=	Equal sign indicates that two or more NOCs share the same rank by total
B	Bronze
G	Gold
S	Silver
Tot	Total

Timing and Results provided by  **TISSOT**

RESULTS BOOK



Canoe Polo Men's



THE WORLD GAMES
WROCLAW 2017

T+TISSOT
SWISS WATCHES SINCE 1853



Team Roster

As of THU 27 JUL 2017

ESP - Spain

No.	Name	Date of Birth
1	GONZALEZ AZPIAZU Victor	15 DEC 1990
2	GORDO HERRERO Angel	18 AUG 1986
3	CORBELLA TRILLO Sergio	19 APR 1995
4	HERMIDA Adrian	16 APR 1995
7	GORDO HERRERO Alejandro	2 APR 1990
8	CLARAMONTE BALLESTER Vicente	11 JUL 1980
9	CASAL DASILVA Alejandro	4 DEC 1989
10	VALLS VALLS Alejandro	22 APR 1995

Uniform Colours

Team 1st

Team 2nd

Vest

White

Red

Officials:

PEREZ PEREZ Jorge (ESP) (Coach)



Team Roster

As of THU 27 JUL 2017

FRA - France

No.	Name	Date of Birth
2	COTTA Baptiste	3 DEC 1993
3	LINET David	2 NOV 1991
4	RICHER Camille (C)	10 APR 1992
5	MANNEHEUT Leo	2 DEC 1992
6	BELAT Patrice	27 JAN 1990
7	BESSON Franck	16 JUL 1992
8	EZMIRO Hugo	1 DEC 1991
9	BELAT Christophe	27 FEB 1991

Uniform Colours

Team 1st

Team 2nd

Vest

Blue

White

Officials:

GOHIER Maxime (FRA)

(Coach)



Team Roster

As of THU 27 JUL 2017

GER - Germany

No.	Name	Date of Birth
1	DRIESSEN Johan	14 MAY 1986
2	HUSEN Jakob	28 MAY 1986
3	UNTERFELD Lennart	2 MAR 1995
4	RICHTER Lukas	11 MAY 1989
5	ZIROTZKI Björn	4 JAN 1976
6	PEST Robert	10 JUL 1982
7	WITT Dennis	11 SEP 1989
8	VIEREN Jonas (C)	2 FEB 1990
10	JUNGE Fiete Maik	15 JAN 1992

Uniform Colours

Team 1st
Team 2nd

Vest

Black
White

Officials:

ZIROTZKI Bjorn (GER) (Coach)



Team Roster

As of THU 27 JUL 2017

ITA - Italy

No.	Name	Date of Birth
1	BERTELLONI Andrea	22 AUG 1989
3	CORVAIA Edoarda	28 JUN 1990
4	DISTEFANO Gianluca	5 SEP 1991
5	HAACK Jan Erik	20 FEB 1989
6	ROMANO Andrea	19 SEP 1986
7	EMANUELE Gianmarco	17 MAY 1991
9	BELLINI Luca (C)	12 OCT 1982
10	PORZIO Marco	2 JAN 1983

Uniform Colours

Team 1st

Team 2nd

Vest

Blue

White

Officials:

VASTOLA Rodolfo (ITA)

(Coach)



Team Roster

As of THU 27 JUL 2017

NZL - New Zealand

No.	Name	Date of Birth
1	DUNCAN Carl	25 MAR 1983
2	MITCHELL James	24 APR 1974
4	GRAHAM Jed	9 MAR 1989
5	KEONG Matt	22 FEB 1992
6	HADLEY Nevan	30 NOV 1992
7	HAPETA Sam	23 JAN 1995
8	SELLWOOD Conor	4 JAN 1994
10	LOWEN Alex	27 SEP 1991

Uniform Colours

Team 1st

Team 2nd

Vest

Black

White

Officials:

HUNT Steve (NZL)

(Coach)



Team Roster

As of THU 27 JUL 2017

POL - Poland

No.	Name	Date of Birth
1	ZUBCZEWSKI Borys	19 JAN 1985
2	MASLAK Jakub	25 FEB 1988
3	MIGDALSKI Hubert	29 JAN 1991
4	DAWIDEK Bartłomiej	30 OCT 1987
5	JARMARKIEWICZ Daniel	8 OCT 1990
6	SCHILLER Krzysztof	18 AUG 1987
7	PILARZ Lukasz	1 JUL 1990
8	PILARZ Arkadiusz	21 APR 1993

Uniform Colours

Team 1st

Team 2nd

Vest

White

Red

Officials:

WATKOWSKI Norbert (POL) (Coach)



Team Roster

As of THU 27 JUL 2017

TPE - Chinese Taipei

No.	Name	Date of Birth
1	HUANG Teng Hui	5 JAN 1984
2	HSU Chin-Yen	1 NOV 1993
3	HSAIO Wei Chen	12 MAR 1995
5	WU Tung Yang	24 NOV 1983
6	LI Yong Xu	1 JUL 1995
8	CHIEN Shao Hung	23 JUL 1994
9	HUANG Yen Yi	21 NOV 1981
10	CHAO Tzu Hsing	8 AUG 1995

Uniform Colours

Team 1st

Team 2nd

Vest

Red

Blue

Officials:

YANG Ming-En (TPE) (Coach)
 CHEN Yeh Kai (TPE) (Coach)



Tournament Summary

As of SUN 30 JUL 2017

Group A									
Rank	Teams	Pts	MP	Won	Ties	Lost	GF	GA	Diff.
1	GER	16	6	5	1	0	30	14	16
2	ESP	16	6	5	1	0	33	18	15
3	ITA	10	6	3	1	2	32	20	12
4	FRA	7	6	2	1	3	29	22	7
5	NZL	6	6	2	0	4	27	29	-2
6	POL	6	6	2	0	4	23	32	-9
7	TPE	0	6	0	0	6	13	52	-39

Teams	GER	ESP	ITA	FRA	NZL	POL	TPE
GER		2 - 2	4 - 1	5 - 3	5 - 3	6 - 4	8 - 1
ESP	2 - 2		4 - 3	7 - 6	7 - 4	3 - 2	10 - 1
ITA	1 - 4	3 - 4		4 - 4	8 - 4	9 - 2	7 - 2
FRA	3 - 5	6 - 7	4 - 4		2 - 3	4 - 0	10 - 3
NZL	3 - 5	4 - 7	4 - 8	3 - 2		5 - 6	8 - 1
POL	4 - 6	2 - 3	2 - 9	0 - 4	6 - 5		9 - 5
TPE	1 - 8	1 - 10	2 - 7	3 - 10	1 - 8	5 - 9	


Classification

Date	Teams	Phase	Match No.	Results
SUN 30 JUL	GER - FRA	Semifinal	M22	4 - 3
	ESP - ITA	Semifinal	M23	2 - 3
	NZL - POL	Placement 5th/6th	M24	6 - 4
	FRA - ESP	Bronze Medal Game	M25	1 - 2
	GER - ITA	Gold Medal Game	M26	4 - 1

Final Standings

Medal	Rank	Team
Gold	1	Germany
Silver	2	Italy
Bronze	3	Spain
	4	France
	5	New Zealand
	6	Poland
	7	Chinese Taipei

Diff	Goal Difference	GA	Goals Against	GF	Goals For	MP	Matches Played	Pts	Points
------	-----------------	----	---------------	----	-----------	----	----------------	-----	--------

Timing and Results provided by  TISSOT



Medallists

GOLD	SILVER	BRONZE
GER - Germany DRIESSEN Johan HUSEN Jakob UNTERFELD Lennart RICHTER Lukas PEST Robert WITT Dennis VIEREN Jonas JUNGE Fiete Maik	ITA - Italy BERTELLONI Andrea CORVAIA Edoarda DISTEFANO Gianluca HAACK Jan Erik ROMANO Andrea EMANUELE Gianmarco BELLINI Luca PORZIO Marco	ESP - Spain GONZALEZ AZPIAZU Victor GORDO HERRERO Angel CORBELLA TRILLO Sergio HERMIDA Adrian GORDO HERRERO Alejandro CLARAMONTE BALLESTER Vicente CASAL DASILVA Alejandro VALLS VALLS Alejandro



Game No.:24

Results

NZL 6 vs 4 POL

1st Period: 3 - 3
2nd Period: 3 - 1

Referees: BRACKEZ V. (FRA) / LIU T. (TPE)

NZL - New Zealand

No	Name	G/S	%	PG/PS	%	AS	S	Punishments			TP
								GC	YC	RC	
1	DUNCAN Carl	0/1	0			4					15:20
2	MITCHELL James	1/2	50								8:24
4	GRAHAM Jed	0/3	0								10:18
5	KEONG Matt	3/4	75				2				20:00
6	HADLEY Nevan	0/1	0								11:24
7	HAPETA Sam	1/1	100								8:29
8	SELLWOOD Conor	0/1	0								14:56
10	LOWEN Alex	1/1	100			2					11:09
Coach:		HUNT Steve									
Total		6/14	43			6	2				

Running Score

NZL - POL

1st Period

KEONG M.	1	:	0		
	1	:	1	PILARZ A.	
HAPETA S.	2	:	1		
	2	:	2	SCHILLER K.	
KEONG M.	3	:	2		
	3	:	3	PILARZ L.	

2nd Period

LOWEN A.	4	:	3		
KEONG M.	5	:	3		
MITCHELL J.	6	:	3		
	6	:	4	MIGDALSKI H.	

POL - Poland

No	Name	G/S	%	PG/PS	%	AS	S	Punishments			TP
								GC	YC	RC	
1	ZUBCZEWSKI Borys	0/1	0								7:07
2	MASLAK Jakub	0/1	0			1		1			18:11
3	MIGDALSKI Hubert	1/4	25			1					17:23
4	DAWIDEK Bartlomiej						2				7:42
5	JARMARKIEWICZ Daniel										13:40
6	SCHILLER Krzysztof	1/1	100			1					10:11
7	PILARZ Lukasz	1/3	33					1			12:50
8	PILARZ Arkadiusz	1/3	33			1					12:56
Coach:		WATKOWSKI Norbert									
Total		4/13	31			4	2	3			

	CS	%	BS	%	PS	%	FB	%	C	SW
New Zealand	5/12	42	1/1	100			0/1	0	2	2
Poland	4/12	33	0/1	0					3	0

LEGEND

%	Efficiency	AS	Assists	BS	Background Shots	C	Corner	CS	Close Shots	FB	Fastbreaks
G/S	Goals/Shots	GC	Green Card	PG/PS	Penalty Goals/Penalty Shots	PS	Penalty Shots	RC	Red Card		
S	Saves	SW	Sprints Won	YC	Yellow Card						

Timing and Results provided by **TISSOT**



Game No.:25

Results

FRA 1 vs 2 ESP

1st Period: 0 - 0
2nd Period: 1 - 1
1st Overtime: 0 - 1

Referees: BUDDER R. (GER) / FEAR ROSS A. (NZL)

FRA - France

No	Name	G/S	%	PG/PS	%	AS	S	Punishments			TP
								GC	YC	RC	
2	COTTA Baptiste	0/1	0			1					15:55
3	LINET David	0/3	0								15:26
4	RICHER Camille	0/2	0					1			20:04
5	MANNEHEUT Leo										9:05
6	BELAT Patrice	1/2	50					1			15:13
7	BESSON Franck	0/2	0								12:02
8	EZMIRO Hugo	0/2	0								16:23
9	BELAT Christophe	0/3	0				6				20:52
Coach:		GOHIER Maxime									
Total		1/15	7			1	6	2			

Running Score

FRA - ESP

2nd Period
BELAT P. 1 : 0
1 : 1 GORDO HERRERO A.1st Overtime
1 : 2 GORDO HERRERO A.

ESP - Spain

No	Name	G/S	%	PG/PS	%	AS	S	Punishments			TP
								GC	YC	RC	
1	GONZALEZ AZPIAZU Victor										20:35
2	GORDO HERRERO Angel	1/2	50			1		1			21:44
3	CORBELLA TRILLO Sergio	0/1	0								7:12
4	HERMIDA Adrian						5				15:42
7	GORDO HERRERO Alejandro	1/7	14			1		1			25:00
8	CLARAMONTE BALLESTER Vicente							1			6:55
9	CASAL DASILVA Alejandro	0/2	0								23:41
10	VALLS VALLS Alejandro	0/1	0								4:11
Coach:		PEREZ PEREZ Jorge									
Total		2/13	15			2	5	3			

	CS	%	BS	%	PS	%	FB	%	C	SW
France	1/12	8					0/3	0	5	0
Spain	1/11	9	0/1	0			1/1	100	4	3

LEGEND

%	Efficiency	AS	Assists	BS	Background Shots	C	Corner	CS	Close Shots	FB	Fastbreaks
G/S	Goals/Shots	GC	Green Card	PG/PS	Penalty Goals/Penalty Shots	PS	Penalty Shots	RC	Red Card		
S	Saves	SW	Sprints Won	YC	Yellow Card						

Timing and Results provided by TISSOT



Game No.:26

Results

GER 4 vs 1 ITA

1st Period: 2 - 0
2nd Period: 2 - 1

Referees: WATTS S. (GBR) / BRACKEZ V. (FRA)

GER - Germany

No	Name	G / S	%	PG / PS	%	AS	S	Punishments			TP
								GC	YC	RC	
1	DRIESSEN Johan	0/2	0								16:43
2	HUSEN Jakob	1/3	33								11:24
3	UNTERFELD Lennart	0/1	0								4:32
4	RICHTER Lukas	1/2	50								9:55
6	PEST Robert	0/3	0			1	2				18:36
7	WITT Dennis										4:09
8	VIEREN Jonas	2/3	67	1/1	100						20:00
10	JUNGE Fiete Maik										14:41
Coach:		ZIROTZKI Bjorn									
Total		4/14	29	1/1	100	1	2				

Running Score

GER - ITA

1st Period

HUSEN J. 1 : 0
VIEREN J. 2 : 0

2nd Period

2 : 1 BERTELLONI A.
RICHTER L. 3 : 1
VIEREN J. 4 : 1

ITA - Italy

No	Name	G / S	%	PG / PS	%	AS	S	Punishments			TP
								GC	YC	RC	
1	BERTELLONI Andrea	1/1	100								16:06
3	CORVAIA Edoarda	0/1	0								8:37
4	DISTEFANO Gianluca										1:37
5	HAACK Jan Erik	0/1	0				1				11:19
6	ROMANO Andrea						4				18:38
7	EMANUELE Gianmarco	0/1	0								15:02
9	BELLINI Luca	0/6	0					1			16:44
10	PORZIO Marco										11:57
Coach:		VASTOLA Rodolfo									
Total		1/10	10				4	2			

	CS	%	BS	%	PS	%	FB	%	C	SW
Germany	1/10	10	2/3	67	1/1	100			5	1
Italy	0/5	0	0/3	0			1/2	50	1	1

LEGEND

%	Efficiency	AS	Assists	BS	Background Shots	C	Corner	CS	Close Shots	FB	Fastbreaks
G/S	Goals/Shots	GC	Green Card	PG/PS	Penalty Goals/Penalty Shots			PS	Penalty Shots	RC	Red Card
S	Saves	SW	Sprints Won	YC	Yellow Card						

Timing and Results provided by **TISSOT**



Game No.:22

Results

GER 4 vs 3 FRA

1st Period: 1 - 1
2nd Period: 2 - 2
1st Overtime: 1 - 0

Referees: PELLI M. (ITA) / AMBROSETTI E. (USA)

GER - Germany

No	Name	G/S	%	PG/PS	%	AS	S	Punishments			TP
								GC	YC	RC	
1	DRIESSEN Johan	0/2	0					1			19:56
2	HUSEN Jakob	0/2	0					1			20:00
3	UNTERFELD Lennart	0/1	0						1		7:42
4	RICHTER Lukas	1/2	50					1			5:39
6	PEST Robert	0/1	0			1	1				24:08
7	WITT Dennis										4:25
8	VIEREN Jonas	1/5	20								22:12
10	JUNGE Fiete Maik	2/3	67								20:58
	Coach:	ZIROTZKI Bjorn									
	Total	4/16	25			1	1	3	1		

FRA - France

No	Name	G/S	%	PG/PS	%	AS	S	Punishments			TP
								GC	YC	RC	
2	COTTA Baptiste	0/2	0			1					18:22
3	LINET David	1/2	50								17:43
4	RICHER Camille	2/3	67								18:28
5	MANNEHEUT Leo										7:34
6	BELAT Patrice	0/1	0								10:27
7	BESSON Franck										14:33
8	EZMIRO Hugo	0/1	0								14:00
9	BELAT Christophe	0/3	0			2	4				23:53
	Coach:	GOHIER Maxime									
	Total	3/12	25			3	4				

	CS	%	BS	%	PS	%	FB	%	C	SW
Germany	3/9	33	1/7	14					6	2
France	2/8	25	1/4	25					4	1

Running Score

GER - FRA

1st Period

0 : 1 RICHER C.
 JUNGE F. 1 : 1

2nd Period

RICHTER L. 2 : 1
 JUNGE F. 3 : 2 LINET D.
 3 : 3 RICHER C.

1st Overtime

VIEREN J. 4 : 3

LEGEND

%	Efficiency	AS	Assists	BS	Background Shots	C	Corner	CS	Close Shots	FB	Fastbreaks
G/S	Goals/Shots	GC	Green Card	PG/PS	Penalty Goals/Penalty Shots			PS	Penalty Shots	RC	Red Card
S	Saves	SW	Sprints Won	YC	Yellow Card						

Timing and Results provided by TISSOT



Game No.:23

Results

ESP 2 vs 3 ITA

1st Period: 2 - 2
2nd Period: 0 - 1

Referees: BUDDE R. (GER) / BRACKEZ V. (FRA)

ESP - Spain

No	Name	G/S	%	PG/PS	%	AS	S	Punishments			TP
								GC	YC	RC	
1	GONZALEZ AZPIAZU Victor	0/2	0					1			15:38
2	GORDO HERRERO Angel							1			18:12
3	CORBELLA TRILLO Sergio	1/1	100								1:09
4	HERMIDA Adrian						2				14:08
7	GORDO HERRERO Alejandro	0/2	0			2					20:00
8	CLARAMONTE BALLESTER Vicente	0/1	0								5:44
9	CASAL DASILVA Alejandro	1/2	50								20:00
10	VALLS VALLS Alejandro										5:09
Coach:		PEREZ PEREZ Jorge									
Total		2/8	25			2	2	2			

Running Score

ESP - ITA

1st Period

0 : 1 EMANUELE G.

CASAL DASILVA A. 1 : 1

1 : 2 BELLINI L.

CORBELLA TRILLO S. 2 : 2

2nd Period

2 : 3 HAACK J.

ITA - Italy

No	Name	G/S	%	PG/PS	%	AS	S	Punishments			TP
								GC	YC	RC	
1	BERTELLONI Andrea	0/4	0			1					20:00
3	CORVAIA Edoarda										4:29
4	DISTEFANO Gianluca										0:55
5	HAACK Jan Erik	1/2	50					1			12:24
6	ROMANO Andrea						1				17:30
7	EMANUELE Gianmarco	1/3	33			1					16:11
9	BELLINI Luca	1/7	14			1					18:08
10	PORZIO Marco	0/1	0								10:23
Coach:		VASTOLA Rodolfo									
Total		3/17	18			3	1	1			

	CS	%	BS	%	PS	%	FB	%	C	SW
Spain	2/8	25							2	2
Italy	3/13	23	0/4	0					5	0

LEGEND

%	Efficiency	AS	Assists	BS	Background Shots	C	Corner	CS	Close Shots	FB	Fastbreaks
G/S	Goals/Shots	GC	Green Card	PG/PS	Penalty Goals/Penalty Shots			PS	Penalty Shots	RC	Red Card
S	Saves	SW	Sprints Won	YC	Yellow Card						

Timing and Results provided by  TISSOT



Game No.:1

Results

ITA 8 vs 4 NZL

1st Period: 4 - 4

2nd Period: 4 - 0

Referees: AMBROSETTI E. (USA) / BUDDE R. (GER)

ITA - Italy

No	Name	G/S	%	PG/PS	%	AS	S	Punishments			TP
								GC	YC	RC	
1	BERTELLONI Andrea	1/1	100			1					18:52
3	CORVAIA Edoarda	0/1	0			1					7:38
4	DISTEFANO Gianluca										1:21
5	HAACK Jan Erik	1/2	50								6:54
6	ROMANO Andrea	0/1	0			1	6				19:00
7	EMANUELE Gianmarco	2/3	67								17:41
9	BELLINI Luca	4/5	80								15:18
10	PORZIO Marco										13:16
Coach:		VASTOLA Rodolfo									
Total		8/13	62			3	6				

NZL - New Zealand

No	Name	G/S	%	PG/PS	%	AS	S	Punishments			TP
								GC	YC	RC	
1	DUNCAN Carl										12:26
2	MITCHELL James										8:27
4	GRAHAM Jed	0/2	0								9:51
5	KEONG Matt	1/7	14			2	2				20:00
6	HADLEY Nevan	1/2	50								12:21
7	HAPETA Sam	1/4	25					1			10:33
8	SELLWOOD Conor	1/3	33								14:55
10	LOWEN Alex	0/3	0								11:27
Coach:		HUNT Steve									
Total		4/21	19			2	2	1			

	CS	%	BS	%	PS	%	FB	%	C	SW
Italy	3/6	50	2/4	50			3/3	100	1	0
New Zealand	4/18	22	0/3	0					4	2

Running Score

ITA - NZL

1st Period

0	:	1	HAPETA S.
HAACK J.	1	:	1
1	:	2	HADLEY N.
1	:	3	SELLWOOD C.
1	:	4	KEONG M.
BELLINI L.	2	:	4
BELLINI L.	3	:	4
EMANUELE G.	4	:	4

2nd Period

EMANUELE G.	5	:	4
BELLINI L.	6	:	4
BELLINI L.	7	:	4
BERTELLONI A.	8	:	4

LEGEND

%	Efficiency	AS	Assists	BS	Background Shots	C	Corner	CS	Close Shots	FB	Fastbreaks
G/S	Goals/Shots	GC	Green Card	PG/PS	Penalty Goals/Penalty Shots	PS	Penalty Shots	RC	Red Card		
S	Saves	SW	Sprints Won	YC	Yellow Card						

Timing and Results provided by TISSOT



Game No.:2

Results

FRA 10 vs 3 TPE

1st Period: 5 - 1
2nd Period: 5 - 2

Referees: ROL M. (NED) / PELLI M. (ITA)

FRA - France

No	Name	G/S	%	PG/PS	%	AS	S	Punishments			TP
								GC	YC	RC	
2	COTTA Baptiste										9:43
3	LINET David	3/5	60				1				13:28
4	RICHER Camille	2/4	50	1/1	100						11:44
5	MANNEHEUT Leo	2/3	67			1					10:17
6	BELAT Patrice	2/2	100			1					8:09
7	BESSON Franck	1/2	50			1					11:51
8	EZMIRO Hugo							1			14:48
9	BELAT Christophe	0/3	0			3	3				20:00
Coach:		GOHIER Maxime									
Total		10/19	53	1/1	100	6	4	1			

TPE - Chinese Taipei

No	Name	G/S	%	PG/PS	%	AS	S	Punishments			TP
								GC	YC	RC	
1	HUANG Teng Hui	0/1	0								14:39
2	HSU Chin-Yen	0/3	0				4				16:19
3	HSAIO Wei Chen	1/2	50			1					13:30
5	WU Tung Yang	0/2	0					1			11:57
6	LI Yong Xu	2/4	50					1			15:21
8	CHIEN Shao Hung	0/2	0								10:35
9	HUANG Yen Yi										7:17
10	CHAO Tzu Hsing	0/1	0					1			10:22
Coach:		YANG Ming-En									
Total		3/15	20			1	4	4			

	CS	%	BS	%	PS	%	FB	%	C	SW
France	6/13	46	2/4	50	1/1	100	1/1	100	4	2
Chinese Taipei	3/9	33	0/6	0					3	0

Running Score

FRA - TPE

1st Period

LINET D.	1	: 0	
	1	: 1	LI Y.
BESSON F.	2	: 1	
MANNEHEUT L.	3	: 1	
LINET D.	4	: 1	
RICHER C.	5	: 1	

2nd Period

LINET D.	6	: 1	
	6	: 2	LI Y.
MANNEHEUT L.	7	: 2	
BELAT P.	8	: 2	
	8	: 3	HSAIO W.
BELAT P.	9	: 3	
RICHER C.	10	: 3	

LEGEND											
%	Efficiency	AS	Assists	BS	Background Shots	C	Corner	CS	Close Shots	FB	Fastbreaks
G/S	Goals/Shots	GC	Green Card	PG/PS	Penalty Goals/Penalty Shots			PS	Penalty Shots	RC	Red Card
S	Saves	SW	Sprints Won	YC	Yellow Card						

Timing and Results provided by **TISSOT**



Game No.:3

Results

ESP 3 vs 2 POL

1st Period: 1 - 0
2nd Period: 2 - 2

Referees: LIU T. (TPE) / WATTS S. (GBR)

ESP - Spain

No	Name	G / S	%	PG / PS	%	AS	S	Punishments			TP
								GC	YC	RC	
1	GONZALEZ AZPIAZU Victor	0/3	0								9:54
2	GORDO HERRERO Angel	1/4	25								14:06
3	CORBELLA TRILLO Sergio										5:39
4	HERMIDA Adrian	0/2	0				7				16:47
7	GORDO HERRERO Alejandro	2/6	33								17:12
8	CLARAMONTE BALLESTER Vicente	0/1	0					1			8:39
9	CASAL DASILVA Alejandro	0/2	0								17:26
10	VALLS VALLS Alejandro	0/2	0			1					10:17
Coach:		PEREZ PEREZ Jorge									
Total		3/20	15			1	7	1			

Running Score

ESP - POL

1st Period	
GORDO HERRERO A.	1 : 0
2nd Period	
GORDO HERRERO A.	2 : 0
GORDO HERRERO A.	3 : 0
3 : 1	ZUBCZEWSKI B.
3 : 2	ZUBCZEWSKI B.

POL - Poland

No	Name	G / S	%	PG / PS	%	AS	S	Punishments			TP
								GC	YC	RC	
1	ZUBCZEWSKI Borys	2/2	100								11:55
2	MASLAK Jakub	0/4	0								17:53
3	MIGDALSKI Hubert	0/5	0								16:56
4	DAWIDEK Bartlomiej						6				12:49
5	JARMARKIEWICZ Daniel							1			8:03
6	SCHILLER Krzysztof										10:11
7	PILARZ Lukasz										10:36
8	PILARZ Arkadiusz	0/1	0					1			11:37
Coach:		WATKOWSKI Norbert									
Total		2/12	17				6	2			

	CS	%	BS	%	PS	%	FB	%	C	SW
Spain	3/19	16	0/1	0					7	1
Poland	2/11	18	0/1	0					3	1

LEGEND

%	Efficiency	AS	Assists	BS	Background Shots	C	Corner	CS	Close Shots	FB	Fastbreaks
G/S	Goals/Shots	GC	Green Card	PG/PS	Penalty Goals/Penalty Shots	PS	Penalty Shots	RC	Red Card		
S	Saves	SW	Sprints Won	YC	Yellow Card						

Timing and Results provided by **TISSOT**



Game No.:4

Results

ITA 1 vs 4 GER

1st Period: 0 - 2
2nd Period: 1 - 2

Referees: WATTS S. (GBR) / FEAR ROSS A. (NZL)

ITA - Italy

No	Name	G / S	%	PG / PS	%	AS	S	Punishments			TP
								GC	YC	RC	
1	BERTELLONI Andrea						1				16:43
3	CORVAIA Edoarda	0/2	0								7:11
4	DISTEFANO Gianluca										1:52
5	HAACK Jan Erik	1/2	50								14:06
6	ROMANO Andrea	0/1	0				2				14:14
7	EMANUELE Gianmarco	0/1	0			1					14:12
9	BELLINI Luca	0/3	0								18:45
10	PORZIO Marco										12:57
Coach:		VASTOLA Rodolfo									
Total		1/9	11			1	3				

Running Score

ITA - GER

1st Period

0 : 1 JUNGE F.
0 : 2 HUSEN J.

2nd Period

0 : 3 VIEREN J.
0 : 4 VIEREN J.
HAACK J. 1 : 4

GER - Germany

No	Name	G / S	%	PG / PS	%	AS	S	Punishments			TP
								GC	YC	RC	
1	DRIESSEN Johan	0/1	0				1	1			14:56
2	HUSEN Jakob	1/4	25								12:34
3	UNTERFELD Lennart	0/2	0								9:24
4	RICHTER Lukas	0/2	0			1					9:41
6	PEST Robert	0/3	0				1				16:18
7	WITT Dennis										8:41
8	VIEREN Jonas	2/3	67			1					16:44
10	JUNGE Fiete Maik	1/1	100								11:42
Coach:		ZIROTZKI Bjorn									
Total		4/16	25			2	2	1			

	CS	%	BS	%	PS	%	FB	%	C	SW
Italy	1/9	11							0	1
Germany	2/12	17	0/2	0			2/2	100	0	1

LEGEND

%	Efficiency	AS	Assists	BS	Background Shots	C	Corner	CS	Close Shots	FB	Fastbreaks
G/S	Goals/Shots	GC	Green Card	PG/PS	Penalty Goals/Penalty Shots	PS	Penalty Shots	RC	Red Card		
S	Saves	SW	Sprints Won	YC	Yellow Card						

Timing and Results provided by **TISSOT**



Game No.:5

Results

FRA 4 vs 0 POL

1st Period: 2 - 0
2nd Period: 2 - 0

Referees: AMBROSETTI E. (USA) / BUDDER R. (GER)

FRA - France

No	Name	G/S	%	PG/PS	%	AS	S	Punishments			TP
								GC	YC	RC	
2	COTTA Baptiste	1/1	100			1					10:00
3	LINET David	1/2	50			1					13:35
4	RICHER Camille	1/4	25								14:21
5	MANNEHEUT Leo	0/1	0			1					10:33
6	BELAT Patrice										8:19
7	BESSON Franck	1/1	100								9:55
8	EZMIRO Hugo	0/2	0								14:27
9	BELAT Christophe	0/1	0				9				18:50
Coach:		GOHIER Maxime									
Total		4/12	33			3	9				

Running Score

FRA - POL

1st Period
RICHER C. 1 : 0
COTTA B. 2 : 0

2nd Period
BESSON F. 3 : 0
LINET D. 4 : 0

POL - Poland

No	Name	G/S	%	PG/PS	%	AS	S	Punishments			TP
								GC	YC	RC	
1	ZUBCZEWSKI Borys	0/1	0								12:56
2	MASLAK Jakub	0/4	0								17:23
3	MIGDALSKI Hubert	0/5	0								15:37
4	DAWIDEK Bartlomiej										13:23
5	JARMARKIEWICZ Daniel	0/1	0								10:30
6	SCHILLER Krzysztof										13:40
7	PILARZ Lukasz	0/3	0								9:21
8	PILARZ Arkadiusz	0/3	0								7:10
Coach:		WATKOWSKI Norbert									
Total		0/17	0								

	CS	%	BS	%	PS	%	FB	%	C	SW
France	0/3	0	4/8	50			0/1	0	2	1
Poland	0/9	0	0/8	0					7	1

LEGEND

%	Efficiency	AS	Assists	BS	Background Shots	C	Corner	CS	Close Shots	FB	Fastbreaks
G/S	Goals/Shots	GC	Green Card	PG/PS	Penalty Goals/Penalty Shots	PS	Penalty Shots	RC	Red Card		
S	Saves	SW	Sprints Won	YC	Yellow Card						

Timing and Results provided by **TISSOT**



Game No.:6

Results

ESP 7 vs 4 NZL

1st Period: 5 - 3
2nd Period: 2 - 1

Referees: WATTS S. (GBR) / PELLI M. (ITA)

ESP - Spain

No	Name	G / S	%	PG / PS	%	AS	S	Punishments			TP
								GC	YC	RC	
1	GONZALEZ AZPIAZU Victor	0/2	0					1			13:15
2	GORDO HERRERO Angel	3/4	75								17:10
3	CORBELLA TRILLO Sergio										1:59
4	HERMIDA Adrian					3	4				18:35
7	GORDO HERRERO Alejandro	4/5	80			1					18:44
8	CLARAMONTE BALLESTER Vicente	0/1	0			1					2:50
9	CASAL DASILVA Alejandro	0/1	0								19:28
10	VALLS VALLS Alejandro					1					7:59
Coach:		PEREZ PEREZ Jorge									
Total		7/13	54			6	4	1			

Running Score

ESP - NZL

1st Period	
GORDO HERRERO A.	1 : 0
	1 : 1 MITCHELL J.
	1 : 2 SELLWOOD C.
GORDO HERRERO A.	2 : 2
	2 : 3 SELLWOOD C.
GORDO HERRERO A.	3 : 3
GORDO HERRERO A.	4 : 3
GORDO HERRERO A.	5 : 3
2nd Period	
	5 : 4 KEONG M.
GORDO HERRERO A.	6 : 4
GORDO HERRERO A.	7 : 4

NZL - New Zealand

No	Name	G / S	%	PG / PS	%	AS	S	Punishments			TP
								GC	YC	RC	
1	DUNCAN Carl	0/1	0			1					16:01
2	MITCHELL James	1/1	100								6:03
4	GRAHAM Jed										7:50
5	KEONG Matt	1/4	25				2				20:00
6	HADLEY Nevan	0/2	0			1		1			11:40
7	HAPETA Sam	0/2	0								11:48
8	SELLWOOD Conor	2/5	40			1	1				13:45
10	LOWEN Alex	0/3	0					1			12:53
Coach:		HUNT Steve									
Total		4/18	22			3	3	3			

	CS	%	BS	%	PS	%	FB	%	C	SW
Spain	6/9	67	0/2	0			1/2	50	1	1
New Zealand	3/14	21	1/4	25					10	1

LEGEND

%	Efficiency	AS	Assists	BS	Background Shots	C	Corner	CS	Close Shots	FB	Fastbreaks
G/S	Goals/Shots	GC	Green Card	PG/PS	Penalty Goals/Penalty Shots	PS	Penalty Shots	RC	Red Card		
S	Saves	SW	Sprints Won	YC	Yellow Card						

Timing and Results provided by **TISSOT**



Game No.:7

Results

ITA 3 vs 4 ESP

1st Period: 2 - 1
2nd Period: 1 - 3

Referees: FEAR ROSS A. (NZL) / ROL M. (NED)

ITA - Italy

No	Name	G / S	%	PG / PS	%	AS	S	Punishments			TP	
								GC	YC	RC		
1	BERTELLONI Andrea	0/2	0								10:05	
3	CORVAIA Edoarda	0/2	0			1					10:44	
4	DISTEFANO Gianluca	1/1	100								10:39	
5	HAACK Jan Erik	1/3	33								5:47	
6	ROMANO Andrea						2				10:50	
7	EMANUELE Gianmarco	1/2	50								12:50	
9	BELLINI Luca	0/5	0					1			18:15	
10	PORZIO Marco							1			10:50	
Coach:		VASTOLA Rodolfo							1			
Total		3/15	20			1	2	3				

Running Score

ITA - ESP

1st Period	
HAACK J.	1 : 0
DISTEFANO G.	2 : 0
	2 : 1 GONZALEZ AZPIAZU V.
2nd Period	
	2 : 2 CASAL DASILVA A.
	2 : 3 GORDO HERRERO A.
EMANUELE G.	3 : 3
	3 : 4 GORDO HERRERO A.

ESP - Spain

No	Name	G / S	%	PG / PS	%	AS	S	Punishments			TP	
								GC	YC	RC		
1	GONZALEZ AZPIAZU Victor	1/1	100								15:00	
2	GORDO HERRERO Angel	0/1	0								15:24	
3	CORBELLA TRILLO Sergio											
4	HERMIDA Adrian	0/1	0				3				15:09	
7	GORDO HERRERO Alejandro	2/4	50	1/1	100						20:00	
8	CLARAMONTE BALLESTER Vicente	0/3	0								7:26	
9	CASAL DASILVA Alejandro	1/2	50								20:00	
10	VALLS VALLS Alejandro	0/1	0								7:01	
Coach:		PEREZ PEREZ Jorge										
Total		4/13	31	1/1	100		3					

	CS	%	BS	%	PS	%	FB	%	C	SW
Italy	2/12	17	0/2	0			1/1	100	2	1
Spain	3/12	25			1/1	100			3	1

LEGEND

%	Efficiency	AS	Assists	BS	Background Shots	C	Corner	CS	Close Shots	FB	Fastbreaks
G/S	Goals/Shots	GC	Green Card	PG/PS	Penalty Goals/Penalty Shots			PS	Penalty Shots	RC	Red Card
S	Saves	SW	Sprints Won	YC	Yellow Card						

Timing and Results provided by **TISSOT**



Game No.:8

Results

FRA 3 vs 5 GER

1st Period: 2 - 2
2nd Period: 1 - 3

Referees: PELLI M. (ITA) / LIU T. (TPE)

FRA - France

No	Name	G / S	%	PG / PS	%	AS	S	Punishments			TP
								GC	YC	RC	
2	COTTA Baptiste	1/2	50								10:27
3	LINET David										14:37
4	RICHER Camille	1/1	100	1/1	100						14:56
5	MANNEHEUT Leo	0/2	0								11:36
6	BELAT Patrice							1			9:17
7	BESSON Franck	0/2	0								12:08
8	EZMIRO Hugo										8:24
9	BELAT Christophe	1/1	100				6				18:35
Coach:		GOHIER Maxime									
Total		3/8	38	1/1	100		6	1			

Running Score

FRA - GER

1st Period

0 : 1 PEST R.
0 : 2 HUSEN J.
COTTA B. 1 : 2
RICHER C. 2 : 2

2nd Period

BELAT C. 3 : 2
3 : 3 PEST R.
3 : 4 RICHTER L.
3 : 5 PEST R.

GER - Germany

No	Name	G / S	%	PG / PS	%	AS	S	Punishments			TP
								GC	YC	RC	
1	DRIESSEN Johan										15:30
2	HUSEN Jakob	1/3	33								8:20
3	UNTERFELD Lennart	0/2	0								10:35
4	RICHTER Lukas	1/3	33				1				14:09
6	PEST Robert	3/5	60				2				15:55
7	WITT Dennis							2			4:30
8	VIEREN Jonas	0/2	0								17:57
10	JUNGE Fiete Maik					1					13:04
Coach:		ZIROTZKI Bjorn									
Total		5/15	33			1	2	3			

	CS	%	BS	%	PS	%	FB	%	C	SW
France	0/3	0	2/4	50	1/1	100			3	0
Germany	4/13	31	1/2	50					3	2

LEGEND

%	Efficiency	AS	Assists	BS	Background Shots	C	Corner	CS	Close Shots	FB	Fastbreaks
G/S	Goals/Shots	GC	Green Card	PG/PS	Penalty Goals/Penalty Shots			PS	Penalty Shots	RC	Red Card
S	Saves	SW	Sprints Won	YC	Yellow Card						

Timing and Results provided by **TISSOT**



Game No.:9

Results

TPE 5 vs 9 POL

1st Period: 3 - 1
2nd Period: 2 - 8

Referees: BRACKEZ V. (FRA) / FEAR ROSS A. (NZL)

TPE - Chinese Taipei

No	Name	G/S	%	PG/PS	%	AS	S	Punishments			TP	
								GC	YC	RC		
1	HUANG Teng Hui											14:54
2	HSU Chin-Yen						2	1				14:46
3	HSAIO Wei Chen	0/2	0									15:13
5	WU Tung Yang	0/2	0									15:12
6	LI Yong Xu	2/6	33									17:37
8	CHIEN Shao Hung	2/2	100									5:22
9	HUANG Yen Yi					1						8:10
10	CHAO Tzu Hsing	1/1	100									8:46
Coach:		YANG Ming-En										
Total		5/13	38			1	2	1				

POL - Poland

No	Name	G/S	%	PG/PS	%	AS	S	Punishments			TP	
								GC	YC	RC		
1	ZUBCZEWSKI Borys	3/4	75									13:12
2	MASLAK Jakub	2/9	22			1						20:00
3	MIGDALSKI Hubert	1/2	50			1	1	1				14:09
4	DAWIDEK Bartlomiej						3					9:05
5	JARMARKIEWICZ Daniel	1/1	100									11:38
6	SCHILLER Krzysztof	0/1	0									13:17
7	PILARZ Lukasz	1/2	50									7:53
8	PILARZ Arkadiusz	1/2	50			1						10:46
Coach:		WATKOWSKI Norbert										
Total		9/21	43			3	4	2				

	CS	%	BS	%	PS	%	FB	%	C	SW
Chinese Taipei	4/12	33	1/1	100					2	0
Poland	4/13	31	0/3	0			5/5	100	1	2

Running Score

TPE - POL

1st Period

0	: 1	ZUBCZEWSKI B.
LI Y.	1	: 1
CHAO T.	2	: 1
LI Y.	3	: 1

2nd Period

3	: 2	MASLAK J.
3	: 3	ZUBCZEWSKI B.
3	: 4	MASLAK J.
CHIEN S.	4	: 4
4	: 5	ZUBCZEWSKI B.
CHIEN S.	5	: 5
5	: 6	JARMARKIEWICZ D.
5	: 7	PILARZ L.
5	: 8	MIGDALSKI H.
5	: 9	PILARZ A.

LEGEND

%	Efficiency	AS	Assists	BS	Background Shots	C	Corner	CS	Close Shots	FB	Fastbreaks
G/S	Goals/Shots	GC	Green Card	PG/PS	Penalty Goals/Penalty Shots	PS	Penalty Shots	RC	Red Card		
S	Saves	SW	Sprints Won	YC	Yellow Card						

Timing and Results provided by **TISSOT**



Game No.:10

Results

ITA 7 vs 2 TPE

1st Period: 3 - 1
2nd Period: 4 - 1

Referees: BUDDE R. (GER) / AMBROSETTI E. (USA)

ITA - Italy

No	Name	G/S	%	PG/PS	%	AS	S	Punishments			TP
								GC	YC	RC	
1	BERTELLONI Andrea	1/1	100			2					13:55
3	CORVAIA Edoarda	1/2	50								9:32
4	DISTEFANO Gianluca										4:15
5	HAACK Jan Erik										6:05
6	ROMANO Andrea					3					16:31
7	EMANUELE Gianmarco	1/3	33								18:19
9	BELLINI Luca	4/10	40								16:48
10	PORZIO Marco	0/1	0								14:35
Coach:		VASTOLA Rodolfo									
Total		7/17	41			5					

Running Score

ITA - TPE

1st Period

BELLINI L.	1	: 0
BELLINI L.	2	: 0
	2	: 1 LI.Y.
EMANUELE G.	3	: 1

2nd Period

BERTELLONI A.	4	: 1
BELLINI L.	5	: 1
	5	: 2 LI.Y.
BELLINI L.	6	: 2
CORVAIA E.	7	: 2

TPE - Chinese Taipei

No	Name	G/S	%	PG/PS	%	AS	S	Punishments			TP
								GC	YC	RC	
1	HUANG Teng Hui							1			11:44
2	HSU Chin-Yen	0/1	0								11:38
3	HSAIO Wei Chen	0/3	0								18:26
5	WU Tung Yang	0/1	0			2					14:01
6	LI Yong Xu	2/6	33								18:16
8	CHIEN Shao Hung	0/2	0								8:22
9	HUANG Yen Yi	0/1	0								4:42
10	CHAO Tzu Hsing	0/1	0								12:51
Coach:		YANG Ming-En									
Total		2/15	13			2		1			

	CS	%	BS	%	PS	%	FB	%	C	SW
Italy	6/15	40	1/2	50					5	2
Chinese Taipei	1/9	11	1/6	17					6	0

LEGEND

%	Efficiency	AS	Assists	BS	Background Shots	C	Corner	CS	Close Shots	FB	Fastbreaks
G/S	Goals/Shots	GC	Green Card	PG/PS	Penalty Goals/Penalty Shots			PS	Penalty Shots	RC	Red Card
S	Saves	SW	Sprints Won	YC	Yellow Card						

Timing and Results provided by **TISSOT**



Game No.:11

Results

FRA 2 vs 3 NZL

1st Period: 0 - 1
2nd Period: 2 - 2

Referees: ROL M. (NED) / LIU T. (TPE)

FRA - France

No	Name	G / S	%	PG / PS	%	AS	S	Punishments			TP
								GC	YC	RC	
2	COTTA Baptiste							1			9:01
3	LINET David	0/5	0								12:54
4	RICHER Camille	0/1	0								16:23
5	MANNEHEUT Leo	0/1	0								10:12
6	BELAT Patrice	1/2	50								11:29
7	BESSON Franck	1/3	33								8:28
8	EZMIRO Hugo	0/3	0				1				14:55
9	BELAT Christophe	0/2	0				4				16:38
Coach:		GOHIER Maxime									
Total		2/17	12				4	2			

Running Score

FRA - NZL

1st Period

0 : 1 GRAHAM J.

2nd Period

BELAT P. 1 : 1
KEONG M.
BESSON F. 2 : 2
GRAHAM J.

NZL - New Zealand

No	Name	G / S	%	PG / PS	%	AS	S	Punishments			TP
								GC	YC	RC	
1	DUNCAN Carl										12:20
2	MITCHELL James										10:07
4	GRAHAM Jed	2/5	40			1					6:52
5	KEONG Matt	1/4	25				5				20:00
6	HADLEY Nevan							1			14:35
7	HAPETA Sam										12:35
8	SELLWOOD Conor	0/2	0			1	1				10:50
10	LOWEN Alex	0/1	0								12:41
Coach:		HUNT Steve									
Total		3/12	25			2	6	1			

	CS	%	BS	%	PS	%	FB	%	C	SW
France	1/9	11	0/6	0			1/2	50	6	0
New Zealand	1/7	14	2/4	50			0/1	0	1	2

LEGEND

%	Efficiency	AS	Assists	BS	Background Shots	C	Corner	CS	Close Shots	FB	Fastbreaks
G/S	Goals/Shots	GC	Green Card	PG/PS	Penalty Goals/Penalty Shots	PS	Penalty Shots	RC	Red Card		
S	Saves	SW	Sprints Won	YC	Yellow Card						

Timing and Results provided by TISSOT



Game No.:12

Results

ESP 2 vs 2 GER

1st Period: 1 - 1
2nd Period: 1 - 1

Referees: WATTS S. (GBR) / BRACKEZ V. (FRA)

ESP - Spain

No	Name	G/S	%	PG/PS	%	AS	S	Punishments			TP
								GC	YC	RC	
1	GONZALEZ AZPIAZU Victor	0/1	0								9:16
2	GORDO HERRERO Angel	1/2	50			1					19:31
3	CORBELLA TRILLO Sergio	0/1	0								6:17
4	HERMIDA Adrian						3				16:58
7	GORDO HERRERO Alejandro	1/3	33								13:27
8	CLARAMONTE BALLESTER Vicente	0/1	0								5:44
9	CASAL DASILVA Alejandro	0/1	0								19:56
10	VALLS VALLS Alejandro	0/3	0								8:51
Coach:		PEREZ PEREZ Jorge									
Total		2/12	17			1	3				

Running Score

ESP - GER

1st Period	
GORDO HERRERO A.	1 : 0
	1 : 1 DRIESSEN J.
2nd Period	
GORDO HERRERO A.	1 : 2 HUSEN J.
	2 : 2

GER - Germany

No	Name	G/S	%	PG/PS	%	AS	S	Punishments			TP
								GC	YC	RC	
1	DRIESSEN Johan	1/1	100					1			11:44
2	HUSEN Jakob	1/1	100					1			9:50
3	UNTERFELD Lennart										7:17
4	RICHTER Lukas	0/1	0			1					10:41
6	PEST Robert	0/2	0				2				19:24
7	WITT Dennis										8:46
8	VIEREN Jonas	0/2	0								15:33
10	JUNGE Fiete Maik	0/3	0			1		1			16:45
Coach:		ZIROTZKI Bjorn									
Total		2/10	20			2	2	3			

	CS	%	BS	%	PS	%	FB	%	C	SW
Spain	0/6	0	0/3	0			2/3	67	3	0
Germany	1/4	25	1/6	17					5	2

LEGEND

%	Efficiency	AS	Assists	BS	Background Shots	C	Corner	CS	Close Shots	FB	Fastbreaks
G/S	Goals/Shots	GC	Green Card	PG/PS	Penalty Goals/Penalty Shots	PS	Penalty Shots	RC	Red Card		
S	Saves	SW	Sprints Won	YC	Yellow Card						

Timing and Results provided by TISSOT



Game No.:13

Results

ITA 4 vs 4 FRA

1st Period: 2 - 4
2nd Period: 2 - 0

Referees: BUDDE R. (GER) / FEAR ROSS A. (NZL)

ITA - Italy

No	Name	G/S	%	PG/PS	%	AS	S	Punishments			TP
								GC	YC	RC	
1	BERTELLONI Andrea	1/2	50			1					15:19
3	CORVAIA Edoarda							1			7:34
4	DISTEFANO Gianluca										
5	HAACK Jan Erik	0/2	0								9:10
6	ROMANO Andrea	0/1	0				2				16:30
7	EMANUELE Gianmarco	0/2	0								20:00
9	BELLINI Luca	3/8	38	1/1	100	1					17:52
10	PORZIO Marco										13:35
Coach:		VASTOLA Rodolfo									
Total		4/15	27	1/1	100	2	2	1			

Running Score

ITA - FRA

1st Period

0	:	1	LINET D.
0	:	2	COTTA B.
0	:	3	EZMIRO H.
0	:	4	RICHER C.
BERTELLONI A.	:	1	4
BELLINI L.	:	2	4

2nd Period

BELLINI L.	:	3	4
BELLINI L.	:	4	4

FRA - France

No	Name	G/S	%	PG/PS	%	AS	S	Punishments			TP
								GC	YC	RC	
2	COTTA Baptiste	1/1	100			1					9:48
3	LINET David	1/2	50								12:22
4	RICHER Camille	1/2	50			1					17:53
5	MANNEHEUT Leo										7:51
6	BELAT Patrice										7:47
7	BESSION Franck	0/3	0								13:28
8	EZMIRO Hugo	1/3	33								12:19
9	BELAT Christophe	0/1	0			1	1		1		18:32
Coach:		GOHIER Maxime									
Total		4/12	33			3	1		1		

	CS	%	BS	%	PS	%	FB	%	C	SW
Italy	0/7	0	3/6	50	1/1	100	0/1	0	4	1
France	2/6	33	0/4	0			2/2	100	4	1

LEGEND

%	Efficiency	AS	Assists	BS	Background Shots	C	Corner	CS	Close Shots	FB	Fastbreaks
G/S	Goals/Shots	GC	Green Card	PG/PS	Penalty Goals/Penalty Shots	PS	Penalty Shots	RC	Red Card		
S	Saves	SW	Sprints Won	YC	Yellow Card						

Timing and Results provided by **TISSOT**



Game No.:14

Results

GER 8 vs 1 TPE

1st Period: 2 - 0
2nd Period: 6 - 1

Referees: BRACKEZ V. (FRA) / AMBROSETTI E. (USA)

GER - Germany

No	Name	G/S	%	PG/PS	%	AS	S	Punishments			TP
								GC	YC	RC	
1	DRIESSEN Johan	1/2	50								7:06
2	HUSEN Jakob	1/2	50			1	1				7:42
3	UNTERFELD Lennart	2/2	100								15:11
4	RICHTER Lukas	1/3	33								13:43
6	PEST Robert	1/1	100			1	2				18:58
7	WITT Dennis	0/1	0			1					13:20
8	VIEREN Jonas					2					8:44
10	JUNGE Fiete Maik	2/3	67			2		1			15:16
Coach:		ZIROTZKI Bjorn									
Total		8/14	57			7	3	1			

Running Score

GER - TPE

1st Period

RICHTER L. 1 : 0
JUNGE F. 2 : 0

2nd Period

PEST R. 3 : 0
UNTERFELD L. 4 : 0
DRIESSEN J. 5 : 0
UNTERFELD L. 6 : 0
JUNGE F. 7 : 0
HUSEN J. 8 : 0
8 : 1 LI Y.

TPE - Chinese Taipei

No	Name	G/S	%	PG/PS	%	AS	S	Punishments			TP
								GC	YC	RC	
1	HUANG Teng Hui	0/1	0								9:54
2	HSU Chin-Yen										11:24
3	HSAIO Wei Chen	0/1	0					2	1		16:34
5	WU Tung Yang	0/4	0								15:30
6	LI Yong Xu	1/4	25				1				18:01
8	CHIEN Shao Hung	0/2	0								8:43
9	HUANG Yen Yi					1		1			7:56
10	CHAO Tzu Hsing	0/1	0					1			11:58
Coach:		YANG Ming-En									
Total		1/13	8			1	1	4	1		

	CS	%	BS	%	PS	%	FB	%	C	SW
Germany	5/9	56					3/5	60	1	2
Chinese Taipei	1/7	14	0/5	0			0/1	0	1	0

LEGEND

%	Efficiency	AS	Assists	BS	Background Shots	C	Corner	CS	Close Shots	FB	Fastbreaks
G/S	Goals/Shots	GC	Green Card	PG/PS	Penalty Goals/Penalty Shots			PS	Penalty Shots	RC	Red Card
S	Saves	SW	Sprints Won	YC	Yellow Card						

Timing and Results provided by **TISSOT**



Game No.:15

Results

NZL 5 vs 6 POL

1st Period: 3 - 2
2nd Period: 2 - 4

Referees: PELLI M. (ITA) / WATTS S. (GBR)

NZL - New Zealand

No	Name	G/S	%	PG/PS	%	AS	S	Punishments			TP
								GC	YC	RC	
1	DUNCAN Carl	1/3	33	1/1	100	2					14:17
2	MITCHELL James										6:35
4	GRAHAM Jed	1/1	100								11:00
5	KEONG Matt	1/1	100				3				20:00
6	HADLEY Nevan	0/3	0								13:26
7	HAPETA Sam	1/3	33								8:21
8	SELLWOOD Conor	0/1	0			1					10:26
10	LOWEN Alex	1/1	100			1		1			15:55
Coach:		HUNT Steve									
Total		5/13	38	1/1	100	4	3	1			

POL - Poland

No	Name	G/S	%	PG/PS	%	AS	S	Punishments			TP
								GC	YC	RC	
1	ZUBCZEWSKI Borys	0/1	0								11:04
2	MASLAK Jakub	3/5	60			2		1			18:55
3	MIGDALSKI Hubert	1/5	20			1		1			17:09
4	DAWIDEK Bartlomiej						1				5:45
5	JARMARKIEWICZ Daniel	1/2	50			2	1	1			8:55
6	SCHILLER Krzysztof										10:11
7	PILARZ Lukasz							2	1		12:31
8	PILARZ Arkadiusz	1/5	20								15:30
Coach:		WATKOWSKI Norbert									
Total		6/18	33			5	2	7	1		

	CS	%	BS	%	PS	%	FB	%	C	SW
New Zealand	4/10	40	0/1	0	1/1	100	0/1	0	1	0
Poland	4/13	31	0/3	0			2/2	100	5	2

Running Score

NZL - POL

1st Period

0	: 1	MASLAK J.
DUNCAN C.	1	: 1
GRAHAM J.	2	: 1
LOWEN A.	3	: 1
3	: 2	MASLAK J.

2nd Period

3	: 3	MIGDALSKI H.
KEONG M.	4	: 3
4	: 4	JARMARKIEWICZ D.
HAPETA S.	5	: 4
5	: 5	PILARZ A.
5	: 6	MASLAK J.

LEGEND

%	Efficiency	AS	Assists	BS	Background Shots	C	Corner	CS	Close Shots	FB	Fastbreaks
G/S	Goals/Shots	GC	Green Card	PG/PS	Penalty Goals/Penalty Shots	PS	Penalty Shots	RC	Red Card		
S	Saves	SW	Sprints Won	YC	Yellow Card						

Timing and Results provided by **TISSOT**



Game No.:16

Results

ITA 9 vs 2 POL

1st Period: 3 - 1
2nd Period: 6 - 1

Referees: BRACKEZ V. (FRA) / WATTS S. (GBR)

ITA - Italy

No	Name	G/S	%	PG/PS	%	AS	S	Punishments			TP
								GC	YC	RC	
1	BERTELLONI Andrea	1/3	33			3					13:39
3	CORVAIA Edoarda	1/3	33					1			9:48
4	DISTEFANO Gianluca	0/1	0								4:09
5	HAACK Jan Erik	2/2	100			1					4:33
6	ROMANO Andrea					1	3				19:00
7	EMANUELE Gianmarco	1/1	100			1					16:18
9	BELLINI Luca	4/9	44								18:29
10	PORZIO Marco	0/1	0								14:04
Coach:		VASTOLA Rodolfo									
Total		9/20	45			6	3	1			

Running Score

ITA - POL

1st Period

BELLINI L.	1	: 0	
CORVAIA E.	2	: 0	
	2	: 1	PILARZ A.
BELLINI L.	3	: 1	

2nd Period

BERTELLONI A.	4	: 1	
HAACK J.	5	: 1	
	5	: 2	MIGDALSKI H.
HAACK J.	6	: 2	
EMANUELE G.	7	: 2	
BELLINI L.	8	: 2	
BELLINI L.	9	: 2	

POL - Poland

No	Name	G/S	%	PG/PS	%	AS	S	Punishments			TP
								GC	YC	RC	
1	ZUBCZEWSKI Borys	0/2	0								13:46
2	MASLAK Jakub	0/3	0			1					18:08
3	MIGDALSKI Hubert	1/6	17								18:31
4	DAWIDEK Bartlomiej						3				5:31
5	JARMARKIEWICZ Daniel										8:57
6	SCHILLER Krzysztof							1			7:33
7	PILARZ Lukasz	0/1	0			1					13:03
8	PILARZ Arkadiusz	1/1	100				1				14:31
Coach:		WATKOWSKI Norbert									
Total		2/13	15			2	4	2			

	CS	%	BS	%	PS	%	FB	%	C	SW
Italy	6/12	50	1/4	25			2/4	50	4	0
Poland	2/11	18	0/2	0					1	2

LEGEND

%	Efficiency	AS	Assists	BS	Background Shots	C	Corner	CS	Close Shots	FB	Fastbreaks
G/S	Goals/Shots	GC	Green Card	PG/PS	Penalty Goals/Penalty Shots	PS	Penalty Shots	RC	Red Card		
S	Saves	SW	Sprints Won	YC	Yellow Card						

Timing and Results provided by **TISSOT**



Game No.:17

Results

ESP 10 vs 1 TPE

1st Period: 5 - 0
2nd Period: 5 - 1

Referees: FEAR ROSS A. (NZL) / AMBROSETTI E. (USA)

ESP - Spain

No	Name	G / S	%	PG / PS	%	AS	S	Punishments			TP
								GC	YC	RC	
1	GONZALEZ AZPIAZU Victor	1/1	100			1					14:47
2	GORDO HERRERO Angel										7:10
3	CORBELLA TRILLO Sergio	1/4	25			1					16:26
4	HERMIDA Adrian	0/2	0			4	5				20:00
7	GORDO HERRERO Alejandro	5/6	83								12:27
8	CLARAMONTE BALLESTER Vicente	2/3	67			1					12:27
9	CASAL DASILVA Alejandro	1/3	33								16:43
10	VALLS VALLS Alejandro										
Coach:		PEREZ PEREZ Jorge									
Total		10/19	53			7	5				

Running Score

ESP - TPE

1st Period

GORDO HERRERO A.	1	: 0
GORDO HERRERO A.	2	: 0
CLARAMONTE BALLESTER V.	3	: 0
CASAL DASILVA A.	4	: 0
GORDO HERRERO A.	5	: 0

2nd Period

CORBELLA TRILLO S.	6	: 0
GONZALEZ AZPIAZU V.	7	: 0
CLARAMONTE BALLESTER V.	8	: 0
	8	: 1
GORDO HERRERO A.	9	: 1
GORDO HERRERO A.	10	: 1

HSAIO W.

TPE - Chinese Taipei

No	Name	G / S	%	PG / PS	%	AS	S	Punishments			TP
								GC	YC	RC	
1	HUANG Teng Hui	0/2	0								7:33
2	HSU Chin-Yen	0/3	0			1	1				13:47
3	HSAIO Wei Chen	1/3	33					1			18:58
5	WU Tung Yang	0/2	0					1			13:02
6	LI Yong Xu	0/3	0								16:51
8	CHIEN Shao Hung						1				10:43
9	HUANG Yen Yi										7:22
10	CHAO Tzu Hsing	0/3	0								11:44
Coach:		YANG Ming-En									
Total		1/16	6			1	2	2			

	CS	%	BS	%	PS	%	FB	%	C	SW
Spain	4/12	33	1/1	100			5/6	83	2	0
Chinese Taipei	1/12	8	0/4	0					5	2

LEGEND

%	Efficiency	AS	Assists	BS	Background Shots	C	Corner	CS	Close Shots	FB	Fastbreaks
G/S	Goals/Shots	GC	Green Card	PG/PS	Penalty Goals/Penalty Shots	PS	Penalty Shots	RC	Red Card		
S	Saves	SW	Sprints Won	YC	Yellow Card						

Timing and Results provided by **TISSOT**



Game No.:18

Results

GER 5 vs 3 NZL

1st Period: 2 - 1
2nd Period: 3 - 2

Referees: LIU T. (TPE) / ROL M. (NED)

GER - Germany

No	Name	G/S	%	PG/PS	%	AS	S	Punishments			TP
								GC	YC	RC	
1	DRIESSEN Johan	2/2	100								14:01
2	HUSEN Jakob	0/3	0								10:36
3	UNTERFELD Lennart	0/1	0			1					11:27
4	RICHTER Lukas	1/1	100			1					8:15
6	PEST Robert	1/4	25			1	5				18:01
7	WITT Dennis	0/1	0								8:09
8	VIEREN Jonas						1				13:19
10	JUNGE Fiete Maik	1/1	100								16:12
Coach:		ZIROTZKI Bjorn									
Total		5/13	38			3	6				

Running Score

GER - NZL

1st Period
DRIESSEN J. 1 : 0
RICHTER L. 2 : 0
2 : 1 KEONG M.

2nd Period
JUNGE F. 3 : 1
3 : 2 LOWEN A.
PEST R. 4 : 2
4 : 3 SELLWOOD C.
DRIESSEN J. 5 : 3

NZL - New Zealand

No	Name	G/S	%	PG/PS	%	AS	S	Punishments			TP
								GC	YC	RC	
1	DUNCAN Carl	0/1	0			1	1	1			16:11
2	MITCHELL James										6:33
4	GRAHAM Jed										9:55
5	KEONG Matt	1/5	20				3				20:00
6	HADLEY Nevan										11:36
7	HAPETA Sam	0/1	0								10:57
8	SELLWOOD Conor	1/3	33								11:19
10	LOWEN Alex	1/1	100								13:29
Coach:		HUNT Steve									
Total		3/11	27			1	4	1			

	CS	%	BS	%	PS	%	FB	%	C	SW
Germany	4/9	44	0/3	0			1/1	100	5	2
New Zealand	2/9	22	1/2	50					4	0

LEGEND

%	Efficiency	AS	Assists	BS	Background Shots	C	Corner	CS	Close Shots	FB	Fastbreaks
G/S	Goals/Shots	GC	Green Card	PG/PS	Penalty Goals/Penalty Shots	PS	Penalty Shots	RC	Red Card		
S	Saves	SW	Sprints Won	YC	Yellow Card						

Timing and Results provided by **TISSOT**



Game No.:19

Results

FRA 6 vs 7 ESP

1st Period: 3 - 3
2nd Period: 3 - 4

Referees: PELLI M. (ITA) / WATTS S. (GBR)

FRA - France

No	Name	G / S	%	PG / PS	%	AS	S	Punishments			TP
								GC	YC	RC	
2	COTTA Baptiste	2/2	100			1		1			10:06
3	LINET David	0/2	0								9:42
4	RICHER Camille	2/3	67					1			16:32
5	MANNEHEUT Leo	0/2	0								12:08
6	BELAT Patrice	0/1	0			1					11:25
7	BESSON Franck	1/2	50								8:45
8	EZMIRO Hugo	0/1	0								11:46
9	BELAT Christophe	1/2	50			1	3	1			19:36
Coach:		GOHIER Maxime									
Total		6/15	40			3	3	3			

ESP - Spain

No	Name	G / S	%	PG / PS	%	AS	S	Punishments			TP
								GC	YC	RC	
1	GONZALEZ AZPIAZU Victor	1/1	100								10:19
2	GORDO HERRERO Angel	1/3	33			1					14:07
3	CORBELLA TRILLO Sergio	1/3	33				1				5:29
4	HERMIDA Adrian	0/1	0				2				14:26
7	GORDO HERRERO Alejandro	1/5	20			1		3	1		16:56
8	CLARAMONTE BALLESTER Vicente	1/1	100			2	1				10:58
9	CASAL DASILVA Alejandro	1/2	50					1			20:00
10	VALLS VALLS Alejandro	1/1	100			2					7:45
Coach:		PEREZ PEREZ Jorge									
Total		7/17	41			6	4	4	1		

	CS	%	BS	%	PS	%	FB	%	C	SW
France	6/12	50	0/2	0			0/1	0	4	1
Spain	7/14	50	0/3	0					5	1

Running Score

FRA - ESP

1st Period

COTTA B.	1 : 0		
	1 : 1	CASAL DASILVA A.	
	1 : 2	GONZALEZ AZPIAZU V.	
RICHER C.	2 : 2		
	2 : 3	CORBELLA TRILLO S.	
BESSON F.	3 : 3		

2nd Period

	3 : 4	VALLS VALLS A.	
COTTA B.	4 : 4		
	4 : 5	GORDO HERRERO A.	
	4 : 6	GORDO HERRERO A.	
BELAT C.	5 : 6		
RICHER C.	6 : 6		
	6 : 7	CLARAMONTE BALLESTER V.	

LEGEND											
%	Efficiency	AS	Assists	BS	Background Shots	C	Corner	CS	Close Shots	FB	Fastbreaks
G/S	Goals/Shots	GC	Green Card	PG/PS	Penalty Goals/Penalty Shots	PS	Penalty Shots	RC	Red Card		
S	Saves	SW	Sprints Won	YC	Yellow Card						

Timing and Results provided by **TISSOT**



Game No.:20

Results

NZL 8 vs 1 TPE

1st Period: 3 - 1

2nd Period: 5 - 0

Referees: BUDDE R. (GER) / BRACKEZ V. (FRA)

NZL - New Zealand

No	Name	G/S	%	PG/PS	%	AS	S	Punishments			TP
								GC	YC	RC	
1	DUNCAN Carl	0/2	0				1	1			14:38
2	MITCHELL James	0/1	0								10:44
4	GRAHAM Jed	1/3	33					1			9:25
5	KEONG Matt					1	5				19:53
6	HADLEY Nevan	0/1	0			1	1				12:35
7	HAPETA Sam	3/4	75								11:05
8	SELLWOOD Conor	2/3	67			1					9:35
10	LOWEN Alex	2/2	100	1/1	100	2					12:05
Coach:		HUNT Steve									
Total		8/16	50	1/1	100	5	7	2			

Running Score

NZL - TPE

1st Period

LOWEN A. 1 : 0

SELLWOOD C. 2 : 0

HAPETA S. 3 : 0

3 : 1 HUANG Y.

2nd Period

GRAHAM J. 4 : 1

HAPETA S. 5 : 1

SELLWOOD C. 6 : 1

HAPETA S. 7 : 1

LOWEN A. 8 : 1

TPE - Chinese Taipei

No	Name	G/S	%	PG/PS	%	AS	S	Punishments			TP
								GC	YC	RC	
1	HUANG Teng Hui	0/1	0								10:45
2	HSU Chin-Yen	0/1	0				1				14:15
3	HSAIO Wei Chen	0/2	0								17:33
5	WU Tung Yang	0/2	0					1			16:22
6	LI Yong Xu	0/4	0								18:54
8	CHIEN Shao Hung	0/1	0								5:45
9	HUANG Yen Yi	1/1	100					1			5:44
10	CHAO Tzu Hsing					1					10:42
Coach:		YANG Ming-En									
Total		1/12	8			1	1	2			

	CS	%	BS	%	PS	%	FB	%	C	SW
New Zealand	4/12	33			1/1	100	3/3	100	3	0
Chinese Taipei	1/11	9	0/1	0					3	2

LEGEND

%	Efficiency	AS	Assists	BS	Background Shots	C	Corner	CS	Close Shots	FB	Fastbreaks
G/S	Goals/Shots	GC	Green Card	PG/PS	Penalty Goals/Penalty Shots			PS	Penalty Shots	RC	Red Card
S	Saves	SW	Sprints Won	YC	Yellow Card						

Timing and Results provided by TISSOT



Game No.:21

Results

GER 6 vs 4 POL

1st Period: 2 - 2
2nd Period: 4 - 2

Referees: PELLI M. (ITA) / LIU T. (TPE)

GER - Germany

No	Name	G / S	%	PG / PS	%	AS	S	Punishments			TP
								GC	YC	RC	
1	DRIESSEN Johan	1/2	50								8:55
2	HUSEN Jakob	1/2	50								14:07
3	UNTERFELD Lennart	0/1	0					1			12:22
4	RICHTER Lukas	2/4	50								7:15
6	PEST Robert	0/1	0				2				19:47
7	WITT Dennis					1		1			10:53
8	VIEREN Jonas	2/4	50					1			18:06
10	JUNGE Fiete Maik	0/1	0								8:35
Coach:		ZIROTZKI Bjorn						1			
Total		6/15	40			1	2	4			

Running Score

GER - POL

1st Period

VIEREN J.	1	: 0	
PILARZ L.	1	: 1	
DRIESSEN J.	2	: 1	
MIGDALSKI H.	2	: 2	

2nd Period

RICHTER L.	3	: 2	
MASLAK J.	3	: 3	
RICHTER L.	4	: 3	
PILARZ A.	4	: 4	
VIEREN J.	5	: 4	
HUSEN J.	6	: 4	

POL - Poland

No	Name	G / S	%	PG / PS	%	AS	S	Punishments			TP
								GC	YC	RC	
1	ZUBCZEWSKI Borys	0/1	0								13:33
2	MASLAK Jakub	1/2	50			1		1			19:00
3	MIGDALSKI Hubert	1/3	33			1		1			19:31
4	DAWIDEK Bartlomiej						4				6:50
5	JARMARKIEWICZ Daniel	0/1	0								7:37
6	SCHILLER Krzysztof					1					13:50
7	PILARZ Lukasz	1/3	33					1			9:57
8	PILARZ Arkadiusz	1/3	33								9:42
Coach:		WATKOWSKI Norbert									
Total		4/13	31			3	4	3			

	CS	%	BS	%	PS	%	FB	%	C	SW
Germany	6/13	46	0/1	0			0/1	0	3	0
Poland	3/10	30	0/1	0			1/2	50	2	2

LEGEND

%	Efficiency	AS	Assists	BS	Background Shots	C	Corner	CS	Close Shots	FB	Fastbreaks
G/S	Goals/Shots	GC	Green Card	PG/PS	Penalty Goals/Penalty Shots	PS	Penalty Shots	RC	Red Card		
S	Saves	SW	Sprints Won	YC	Yellow Card						

Timing and Results provided by **TISSOT**

RESULTS BOOK



Canoe Polo Women's



THE WORLD GAMES
WROCLAW 2017

T+TISSOT
SWISS WATCHES SINCE 1853



Team Roster

As of THU 27 JUL 2017

CAN - Canada

No.	Name	Date of Birth
1	HAUCK Athena	24 APR 2001
2	SIDDLE Christie	29 SEP 1981
3	PATRICK Hannah	26 NOV 1985
4	O'BRIEN Kristina	25 OCT 1982
5	KERESTES Sarah	15 AUG 1997
6	CHEUNG Chaz	1 SEP 1986
7	LUKASIK Mary	17 MAR 1991
8	REAUME Cassandra	16 SEP 1999

Uniform Colours

Team 1st

Team 2nd

Vest

Red

White

Officials:

GALE Steve (CAN) (Coach)

CAMERON Brad (CAN) (Coach)



Team Roster

As of THU 27 JUL 2017

FRA - France

No.	Name	Date of Birth
1	CHEVALIER Annie	12 DEC 1989
2	ROUX Julie	23 DEC 1993
3	PIERRE Rose-Marie	12 OCT 1980
4	MOAL Claire	3 APR 1992
6	ZANFINI Nais	16 AUG 1990
7	LEDORMEUR Melissa	2 JUL 1989
9	SIBIOUDE Valerie (C)	7 MAY 1987
10	ROULLAND Aline	15 JUL 1992

Uniform Colours

Team 1st

Team 2nd

Vest

Blue

White

Officials:

CATARINO Americo (FRA)

(Coach)



Team Roster

As of THU 27 JUL 2017

GER - Germany

No.	Name	Date of Birth
1	SINSEL Caroline Esther	3 OCT 1990
2	KRUSE Katharina Magdalena	7 SEP 1990
4	THOLE Fabienne	17 APR 1991
5	SCHAEPER Svenja	6 APR 1995
6	LENZ Tonie Maxime	6 SEP 1988
7	WAGNER Leonie	2 MAY 1997
8	SCHWARZ Pia	28 DEC 1990
10	GILLES Elena (C)	6 APR 1989

Uniform Colours

Team 1st

Team 2nd

Vest

Black

White

Officials:

SCHMALENBACH Klaus (GER) (Coach)



Team Roster

As of THU 27 JUL 2017

ITA - Italy

No.	Name	Date of Birth
1	PRESTIPINO Ada	27 AUG 1982
2	SZCZEPANSKA Maria Anna	6 DEC 1995
3	ANASTASI Martina	3 MAR 1988
6	CATANIA Roberta	12 JAN 1989
7	TREVISAN Chiara	15 FEB 1998
8	COGONI Silvia	3 OCT 1991
9	LAGO Maddalena	13 SEP 1997
10	LANDOLINA Flavia	31 AUG 1995

Uniform Colours

Team 1st

Team 2nd

Vest

Blue

White

Officials:

CIANCIO Francesca (ITA)

(Coach)



Team Roster

As of THU 27 JUL 2017

NED - Netherlands

No.	Name	Date of Birth
1	BAKKES Charlotte	24 SEP 1992
2	DIJKSTRA Selina	8 APR 2000
4	DREYFUS Lisanne	13 AUG 1989
5	DIJKMAN Marijke	24 AUG 1981
6	WESSELS Marlen	10 MAY 1991
7	VAN VEENENDAAL Sarissa	12 JAN 1995
8	BINK Diewertje	14 JUL 1987

Uniform Colours

Team 1st

Team 2nd

Vest

Orange

Black

Officials:

ROOS TIESSEN Marsha (NED) (Coach)



Team Roster

As of THU 27 JUL 2017

NZL - New Zealand

No.	Name	Date of Birth
1	POTAKA Gemma	28 JAN 1992
3	BOLTON Julie	12 APR 1990
4	BOLTON Kate	30 APR 1984
5	PIDDUCK Paris	14 DEC 1991
6	SPENCER-BOWER Olivia	29 AUG 1986
7	HOUSIAUX Jordan	19 JUN 1991
8	BOLTON Erin	12 APR 1990

Uniform Colours

Team 1st

Team 2nd

Vest

Black

White

Officials:

HOUSIAUX Peter (NZL)

(Coach)



Team Roster

As of THU 27 JUL 2017

POL - Poland

No.	Name	Date of Birth
1	SACHMERDA Klaudia	24 OCT 1997
2	PACYGA Monika	18 FEB 1999
3	BOKUN Marta	18 MAY 1990
4	PILARZ Sandra	5 AUG 1998
5	TYROWICZ Justyna	17 OCT 1985
6	MADEJ Marlena	1 JUL 1994
7	SOJKA Dominika	14 JUL 2002
8	JASIUKIEWICZ Weronika	20 NOV 2000

Uniform Colours

Team 1st

Team 2nd

Vest

Red

White

Officials:

PILARZ Dariusz (POL)

(Coach)



Tournament Summary

As of SUN 30 JUL 2017

Group A									
Rank	Teams	Pts	MP	Won	Ties	Lost	GF	GA	Diff.
1	FRA	16	6	5	1	0	30	13	17
2	NZL	16	6	5	1	0	27	13	14
3	GER	12	6	4	0	2	27	12	15
4	ITA	7	6	2	1	3	14	19	-5
5	NED	6	6	2	0	4	20	26	-6
6	CAN	4	6	1	1	4	8	24	-16
7	POL	0	6	0	0	6	20	39	-19

Teams	FRA	NZL	GER	ITA	NED	CAN	POL
FRA		2 - 2	4 - 3	5 - 3	7 - 0	5 - 0	7 - 5
NZL	2 - 2		3 - 2	4 - 1	7 - 2	4 - 1	7 - 5
GER	3 - 4	2 - 3		3 - 1	4 - 2	3 - 1	12 - 1
ITA	3 - 5	1 - 4	1 - 3		4 - 3	2 - 2	3 - 2
NED	0 - 7	2 - 7	2 - 4	3 - 4		7 - 0	6 - 4
CAN	0 - 5	1 - 4	1 - 3	2 - 2	0 - 7		4 - 3
POL	5 - 7	5 - 7	1 - 12	2 - 3	4 - 6	3 - 4	


Classification

Date	Teams	Phase	Match No.	Results
SUN 30 JUL	FRA - ITA	Semifinal	W22	4 - 3
	NZL - GER	Semifinal	W23	1 - 6
	NED - CAN	Placement 5th/6th	W24	6 - 3
	ITA - NZL	Bronze Medal Game	W25	4 - 3
	FRA - GER	Gold Medal Game	W26	0 - 5

Final Standings

Medal	Rank	Team
Gold	1	Germany
Silver	2	France
Bronze	3	Italy
	4	New Zealand
	5	Netherlands
	6	Canada
	7	Poland

LEGEND									
Diff	Goal Difference	GA	Goals Against	GF	Goals For	MP	Matches Played	Pts	Points

Timing and Results provided by  TISSOT



Medallists

GOLD	SILVER	BRONZE
GER - Germany SINSEL Caroline Esther KRUSE Katharina Magdalena THOLE Fabienne SCHAEPER Svenja LENZ Tonie Maxime WAGNER Leonie SCHWARZ Pia GILLES Elena	FRA - France CHEVALIER Annie ROUX Julie PIERRE Rose-Marie MOAL Claire ZANFINI Nais LEDORMEUR Melissa SIBIOUDE Valerie ROULLAND Aline	ITA - Italy PRESTIPINO Ada SZCZEPANSKA Maria Anna ANASTASI Martina CATANIA Roberta TREVISAN Chiara COGONI Silvia LAGO Maddalena LANDOLINA Flavia



Game No.:24

Results

NED 6 vs 3 CAN

1st Period: 1 - 1

2nd Period: 5 - 2

Referees: FEAR ROSS A. (NZL) / AMBROSETTI E. (USA)

NED - Netherlands

No	Name	G / S	%	PG / PS	%	AS	S	Punishments			TP
								GC	YC	RC	
1	BAKKES Charlotte	1/8	13								18:28
2	DIJKSTRA Selina										7:43
4	DREYFUS Lisanne	0/3	0			1	3				16:55
5	DIJKMAN Marijke	4/5	80	2/2	100						20:00
6	WESSELS Marlen										6:58
7	VAN VEENENDAAL Sarissa	1/2	50								9:56
8	BINK Diewertje										20:00
Coach:		ROOS TIESSEN Marsha									
Total		6/18	33	2/2	100	1	3				

Running Score

NED - CAN

1st Period

0 : 1 CHEUNG C.

DIJKMAN M. 1 : 1

2nd Period

DIJKMAN M. 2 : 1

2 : 2 HAUCK A.

DIJKMAN M. 3 : 2

BAKKES C. 4 : 2

DIJKMAN M. 5 : 2

VAN VEENENDAAL S. 5 : 3 KERESTES S.

6 : 3

CAN - Canada

No	Name	G / S	%	PG / PS	%	AS	S	Punishments			TP
								GC	YC	RC	
1	HAUCK Athena	1/1	100				7				16:52
2	SIDDLE Christie	0/1	0			1					16:14
3	PATRICK Hannah										1:37
4	O'BRIEN Kristina	0/2	0			2		1			18:40
5	KERESTES Sarah	1/1	100								16:38
6	CHEUNG Chaz	1/3	33								18:28
7	LUKASIK Mary										6:37
8	REAUME Cassandra	0/2	0								4:54
Coach:		CAMERON Brad									
Total		3/10	30			3	7	1			

	CS	%	BS	%	PS	%	FB	%	C	SW
Netherlands	1/6	17	3/8	38	2/2	100	0/2	0	6	0
Canada	0/1	0	2/8	25			1/1	100	3	2

LEGEND

%	Efficiency	AS	Assists	BS	Background Shots	C	Corner	CS	Close Shots	FB	Fastbreaks
G/S	Goals/Shots	GC	Green Card	PG/PS	Penalty Goals/Penalty Shots	PS	Penalty Shots	RC	Red Card		
S	Saves	SW	Sprints Won	YC	Yellow Card						

Timing and Results provided by TISSOT



Game No.:25

Results

ITA 4 vs 3 NZL

1st Period: 2 - 1
2nd Period: 1 - 2
1st Overtime: 1 - 0

Referees: LIU T. (TPE) / ROL M. (NED)

ITA - Italy

No	Name	G / S	%	PG / PS	%	AS	S	Punishments			TP
								GC	YC	RC	
1	PRESTIPINO Ada	0/1	0								23:32
2	SZCZEPANSKA Maria Anna	0/2	0								15:56
3	ANASTASI Martina	0/1	0								14:21
6	CATANIA Roberta	0/3	0			1					24:36
7	TREVISAN Chiara						1				1:58
8	COGONI Silvia	0/2	0			1					12:09
9	LAGO Maddalena	2/3	67				1	1			25:00
10	LANDOLINA Flavia	2/5	40			1					7:28
Coach:		CIANCIO Francesca									
Total		4/17	24			3	2	1			

Running Score

ITA - NZL

1st Period

LAGO M. 1 : 0
LANDOLINA F. 2 : 0
2 : 1 PIDDUCK P.

2nd Period

2 : 2 PIDDUCK P.
LANDOLINA F. 3 : 2
3 : 3 BOLTON J.

1st Overtime

LAGO M. 4 : 3

NZL - New Zealand

No	Name	G / S	%	PG / PS	%	AS	S	Punishments			TP
								GC	YC	RC	
1	POTAKA Gemma	0/2	0								11:42
3	BOLTON Julie	1/2	50	1/1	100						18:09
4	BOLTON Kate	0/4	0				5				22:38
5	PIDDUCK Paris	2/5	40								22:53
6	SPENCER-BOWER Olivia	0/2	0			1		1			15:08
7	HOUSIAUX Jordan										15:16
8	BOLTON Erin	0/2	0								19:14
Coach:		HOUSIAUX Peter									
Total		3/17	18	1/1	100	1	5	1			

	CS	%	BS	%	PS	%	FB	%	C	SW
Italy	2/11	18	1/5	20			1/1	100	3	2
New Zealand	2/16	13			1/1	100			3	1

LEGEND

%	Efficiency	AS	Assists	BS	Background Shots	C	Corner	CS	Close Shots	FB	Fastbreaks
G/S	Goals/Shots	GC	Green Card	PG/PS	Penalty Goals/Penalty Shots	PS	Penalty Shots	RC	Red Card		
S	Saves	SW	Sprints Won	YC	Yellow Card						

Timing and Results provided by  **TISSOT**



Game No.:26

Results

FRA 0 vs 5 GER

1st Period: 0 - 4
2nd Period: 0 - 1

Referees: PELLI M. (ITA) / AMBROSETTI E. (USA)

FRA - France

No	Name	G / S	%	PG / PS	%	AS	S	Punishments			TP	
								GC	YC	RC		
1	CHEVALIER Annie	0/4	0								9:47	
2	ROUX Julie						1				16:27	
3	PIERRE Rose-Marie	0/2	0								10:10	
4	MOAL Claire	0/2	0				1				15:11	
6	ZANFINI Nais	0/1	0				1				10:14	
7	LEDORMEUR Melissa										11:29	
9	SIBIOUDE Valerie	0/2	0								15:05	
10	ROULLAND Aline	0/4	0								11:37	
Coach:		CATARINO Americo							1			
Total		0/15	0				3	1				

Running Score

FRA - GER

1st Period

0 : 1 WAGNER L.
0 : 2 KRUSE K.
0 : 3 KRUSE K.
0 : 4 GILLES E.

2nd Period

0 : 5 GILLES E.

GER - Germany

No	Name	G / S	%	PG / PS	%	AS	S	Punishments			TP	
								GC	YC	RC		
1	SINSEL Caroline Esther	0/1	0					3	1		14:26	
2	KRUSE Katharina Magdalena	2/2	100								11:12	
4	THOLE Fabienne	0/1	0			2	6				15:22	
5	SCHAEPER Svenja	0/2	0								10:09	
6	LENZ Tonie Maxime	0/1	0								14:31	
7	WAGNER Leonie	1/2	50								12:14	
8	SCHWARZ Pia	0/1	0								9:28	
10	GILLES Elena	2/2	100	1/1	100	1	1				12:38	
Coach:		SCHMALENBACH Klaus										
Total		5/12	42	1/1	100	3	7	3	1			

	CS	%	BS	%	PS	%	FB	%	C	SW
France	0/11	0	0/4	0					1	2
Germany	3/7	43	1/2	50	1/1	100	0/2	0	5	0

LEGEND

%	Efficiency	AS	Assists	BS	Background Shots	C	Corner	CS	Close Shots	FB	Fastbreaks
G/S	Goals/Shots	GC	Green Card	PG/PS	Penalty Goals/Penalty Shots	PS	Penalty Shots	RC	Red Card		
S	Saves	SW	Sprints Won	YC	Yellow Card						

Timing and Results provided by  TISSOT



Game No.:22

Results

FRA 4 vs 3 ITA

1st Period: 0 - 2
2nd Period: 3 - 1
1st Overtime: 1 - 0

Referees: ROL M. (NED) / FEAR ROSS A. (NZL)

FRA - France

No	Name	G / S	%	PG / PS	%	AS	S	Punishments			TP
								GC	YC	RC	
1	CHEVALIER Annie	0/3	0			1					13:22
2	ROUX Julie	1/3	33			1	6				23:16
3	PIERRE Rose-Marie	0/1	0								16:25
4	MOAL Claire	0/3	0			1					17:57
6	ZANFINI Nais	1/3	33								14:26
7	LEDORMEUR Melissa	1/3	33								10:34
9	SIBIOUDE Valerie					1					17:22
10	ROULLAND Aline	1/1	100								11:38
Coach:		CATARINO Americo									
Total		4/17	24			4	6				

Running Score

FRA - ITA

1st Period

0 : 1 SZCZEPANSKA M.
0 : 2 LANDOLINA F.

2nd Period

ROUX J. 1 : 2
1 : 3 COGONI S.
ZANFINI N. 2 : 3
ROULLAND A. 3 : 3

1st Overtime

LEDORMEUR M. 4 : 3

ITA - Italy

No	Name	G / S	%	PG / PS	%	AS	S	Punishments			TP
								GC	YC	RC	
1	PRESTIPINO Ada	0/2	0								20:09
2	SZCZEPANSKA Maria Anna	1/1	100								19:00
3	ANASTASI Martina	0/1	0			1					10:21
6	CATANIA Roberta	0/2	0			1					25:00
7	TREVISAN Chiara										
8	COGONI Silvia	1/2	50								17:20
9	LAGO Maddalena	0/2	0				5				24:25
10	LANDOLINA Flavia	1/4	25								8:45
Coach:		CIANCIO Francesca									
Total		3/14	21			2	5				

	CS	%	BS	%	PS	%	FB	%	C	SW
France	1/6	17	2/10	20			1/1	100	6	1
Italy	1/4	25	1/9	11			1/1	100	4	2

LEGEND

%	Efficiency	AS	Assists	BS	Background Shots	C	Corner	CS	Close Shots	FB	Fastbreaks
G/S	Goals/Shots	GC	Green Card	PG/PS	Penalty Goals/Penalty Shots	PS	Penalty Shots	RC	Red Card		
S	Saves	SW	Sprints Won	YC	Yellow Card						

Timing and Results provided by TISSOT



Game No.:23

Results

NZL 1 vs 6 GER

1st Period: 0 - 3
2nd Period: 1 - 3

Referees: WATTS S. (GBR) / LIU T. (TPE)

NZL - New Zealand

No	Name	G / S	%	PG / PS	%	AS	S	Punishments			TP
								GC	YC	RC	
1	POTAKA Gemma	1/6	17								12:28
3	BOLTON Julie	0/3	0								12:53
4	BOLTON Kate	0/1	0				1				12:53
5	PIDDUCK Paris	0/3	0								17:44
6	SPENCER-BOWER Olivia	0/2	0								13:25
7	HOUSIAUX Jordan	0/1	0			1		1			15:32
8	BOLTON Erin	0/3	0					1			15:05
Coach:		HOUSIAUX Peter									
Total		1/19	5			1	1	2			

Running Score

NZL - GER

1st Period

0 : 1 SCHAEPER S.
0 : 2 LENZ T.
0 : 3 SCHAEPER S.

2nd Period

0 : 4 KRUSE K.
1 : 4 POTAKA G.
1 : 5 WAGNER L.
1 : 6 SCHWARZ P.

GER - Germany

No	Name	G / S	%	PG / PS	%	AS	S	Punishments			TP
								GC	YC	RC	
1	SINSEL Caroline Esther	0/1	0			1	1				16:06
2	KRUSE Katharina Magdalena	1/1	100			1					12:20
4	THOLE Fabienne	0/2	0			1	1				16:59
5	SCHAEPER Svenja	2/3	67								12:34
6	LENZ Tonie Maxime	1/1	100			1	1				12:15
7	WAGNER Leonie	1/2	50								10:17
8	SCHWARZ Pia	1/1	100			1					10:25
10	GILLES Elena										9:04
Coach:		SCHMALENBACH Klaus									
Total		6/11	55			5	3				

	CS	%	BS	%	PS	%	FB	%	C	SW
New Zealand	1/5	20	0/13	0			0/1	0	7	1
Germany	1/2	50	3/7	43			2/2	100	1	1

LEGEND

%	Efficiency	AS	Assists	BS	Background Shots	C	Corner	CS	Close Shots	FB	Fastbreaks
G/S	Goals/Shots	GC	Green Card	PG/PS	Penalty Goals/Penalty Shots	PS	Penalty Shots	RC	Red Card		
S	Saves	SW	Sprints Won	YC	Yellow Card						

Timing and Results provided by **TISSOT**



Game No.:1

Results

NZL 4 vs 1 ITA

1st Period: 3 - 1
2nd Period: 1 - 0

Referees: BUDDE R. (GER) / AMBROSETTI E. (USA)

NZL - New Zealand

No	Name	G / S	%	PG / PS	%	AS	S	Punishments			TP
								GC	YC	RC	
1	POTAKA Gemma	1/3	33								7:57
3	BOLTON Julie	0/2	0								14:03
4	BOLTON Kate	2/4	50				2	1			19:32
5	PIDDUCK Paris	1/4	25								19:58
6	SPENCER-BOWER Olivia	0/1	0								11:39
7	HOUSIAUX Jordan										14:20
8	BOLTON Erin	0/1	0			1					12:31
Coach:		HOUSIAUX Peter									
Total		4/15	27			1	2	1			

Running Score

NZL - ITA

1st Period

BOLTON K. 1 : 0
POTAKA G. 2 : 0
2 : 1 PRESTIPINO A.
BOLTON K. 3 : 1

2nd Period

PIDDUCK P. 4 : 1

ITA - Italy

No	Name	G / S	%	PG / PS	%	AS	S	Punishments			TP
								GC	YC	RC	
1	PRESTIPINO Ada	1/3	33	1/2	50						17:19
2	SZCZEPANSKA Maria Anna	0/1	0								14:42
3	ANASTASI Martina							1			7:08
6	CATANIA Roberta	0/2	0								16:32
7	TREVISAN Chiara										4:52
8	COGONI Silvia	0/3	0								12:50
9	LAGO Maddalena	0/1	0				6				19:42
10	LANDOLINA Flavia										6:55
Coach:		CIANCIO Francesca									
Total		1/10	10	1/2	50		6	1			

	CS	%	BS	%	PS	%	FB	%	C	SW
New Zealand	4/13	31	0/2	0					5	2
Italy	0/5	0	0/3	0	1/2	50			1	0

LEGEND

%	Efficiency	AS	Assists	BS	Background Shots	C	Corner	CS	Close Shots	FB	Fastbreaks
G/S	Goals/Shots	GC	Green Card	PG/PS	Penalty Goals/Penalty Shots	PS	Penalty Shots	RC	Red Card		
S	Saves	SW	Sprints Won	YC	Yellow Card						

Timing and Results provided by **TISSOT**



Game No.:2

Results

GER 3 vs 1 CAN

1st Period: 2 - 0
2nd Period: 1 - 1

Referees: ROL M. (NED) / LIU T. (TPE)

GER - Germany

No	Name	G / S	%	PG / PS	%	AS	S	Punishments			TP
								GC	YC	RC	
1	SINSEL Caroline Esther	1/3	33			1					8:58
2	KRUSE Katharina Magdalena	0/4	0								14:47
4	THOLE Fabienne	0/2	0				1				15:25
5	SCHAEFER Svenja										8:55
6	LENZ Tonie Maxime	0/3	0								13:42
7	WAGNER Leonie	1/3	33								11:02
8	SCHWARZ Pia	0/3	0								14:55
10	GILLES Elena	1/6	17			1					12:16
Coach:		SCHMALENBACH Klaus									
Total		3/24	13			2	1				

Running Score

GER - CAN

1st Period

GILLES E. 1 : 0
SINSEL C. 2 : 0

2nd Period

WAGNER L. 3 : 0
3 : 1 HAUCK A.

CAN - Canada

No	Name	G / S	%	PG / PS	%	AS	S	Punishments			TP
								GC	YC	RC	
1	HAUCK Athena	1/1	100				11				20:00
2	SIDDLE Christie										13:05
3	PATRICK Hannah										6:55
4	O'BRIEN Kristina	0/2	0								18:50
5	KERESTES Sarah										12:25
6	CHEUNG Chaz	0/5	0								18:16
7	LUKASIK Mary										2:06
8	REAUME Cassandra	0/1	0								8:23
Coach:		CAMERON Brad									
Total		1/9	11				11				

	CS	%	BS	%	PS	%	FB	%	C	SW
Germany	3/22	14	0/1	0			0/1	0	5	2
Canada	1/5	20	0/4	0					1	0

LEGEND

%	Efficiency	AS	Assists	BS	Background Shots	C	Corner	CS	Close Shots	FB	Fastbreaks
G/S	Goals/Shots	GC	Green Card	PG/PS	Penalty Goals/Penalty Shots			PS	Penalty Shots	RC	Red Card
S	Saves	SW	Sprints Won	YC	Yellow Card						

Timing and Results provided by TISSOT



Game No.:3

Results

FRA 7 vs 5 POL

1st Period: 4 - 2
2nd Period: 3 - 3

Referees: WATTS S. (GBR) / FEAR ROSS A. (NZL)

FRA - France

No	Name	G/S	%	PG/PS	%	AS	S	Punishments			TP
								GC	YC	RC	
1	CHEVALIER Annie	1/3	33			1	1	1			10:31
2	ROUX Julie	3/5	60				5				20:00
3	PIERRE Rose-Marie	1/1	100								14:55
4	MOAL Claire	1/3	33								12:55
6	ZANFINI Nais	1/5	20								10:50
7	LEDORMEUR Melissa	0/5	0			1					9:10
9	SIBIOUDE Valerie	0/3	0				1				11:49
10	ROULLAND Aline	0/1	0			1					9:50
Coach:		CATARINO Americo									
Total		7/26	27			3	7	1			

POL - Poland

No	Name	G/S	%	PG/PS	%	AS	S	Punishments			TP
								GC	YC	RC	
1	SACHMERDA Klaudia	0/1	0			1					16:33
2	PACYGA Monika										13:06
3	BOKUN Marta	4/5	80								15:41
4	PILARZ Sandra	1/5	20				1				13:35
5	TYROWICZ Justyna	0/5	0				5	1			18:28
6	MADEJ Marlena										6:27
7	SOJKA Dominika										6:17
8	JASIUKIEWICZ Weronika										9:53
Coach:		PILARZ Dariusz									
Total		5/16	31			1	5	2			

	CS	%	BS	%	PS	%	FB	%	C	SW
France	4/13	31	0/8	0			3/5	60	4	2
Poland	3/5	60	2/11	18					3	0

Running Score

FRA - POL

1st Period

ROUX J.	1	: 0	
	1	: 1	BOKUN M.
PIERRE R.	2	: 1	
CHEVALIER A.	3	: 1	
	3	: 2	BOKUN M.
MOAL C.	4	: 2	

2nd Period

	4	: 3	BOKUN M.
	4	: 4	BOKUN M.
	4	: 5	PILARZ S.
ROUX J.	5	: 5	
ZANFINI N.	6	: 5	
ROUX J.	7	: 5	

LEGEND

%	Efficiency	AS	Assists	BS	Background Shots	C	Corner	CS	Close Shots	FB	Fastbreaks
G/S	Goals/Shots	GC	Green Card	PG/PS	Penalty Goals/Penalty Shots	PS	Penalty Shots	RC	Red Card		
S	Saves	SW	Sprints Won	YC	Yellow Card						

Timing and Results provided by **TISSOT**



Game No.:4

Results

NZL 7 vs 2 NED

1st Period: 2 - 1
2nd Period: 5 - 1

Referees: BRACKEZ V. (FRA) / BUDDE R. (GER)

NZL - New Zealand

No	Name	G / S	%	PG / PS	%	AS	S	Punishments			TP
								GC	YC	RC	
1	POTAKA Gemma	2/4	50								13:10
3	BOLTON Julie	1/1	100								11:40
4	BOLTON Kate	3/4	75			1	6				18:16
5	PIDDUCK Paris	0/2	0			1			1		16:52
6	SPENCER-BOWER Olivia	0/1	0			1					13:56
7	HOUSIAUX Jordan	0/1	0								13:20
8	BOLTON Erin	1/4	25			1					12:46
Coach:		HOUSIAUX Peter									
Total		7/17	41			4	6		1		

Running Score

NZL - NED

1st Period

0 : 1 BAKKES C.
BOLTON K. 1 : 1
POTAKA G. 2 : 1

2nd Period

POTAKA G. 3 : 1
BOLTON K. 4 : 1
BOLTON K. 5 : 1
BOLTON J. 6 : 1
6 : 2 DIJKMAN M.
BOLTON E. 7 : 2

NED - Netherlands

No	Name	G / S	%	PG / PS	%	AS	S	Punishments			TP
								GC	YC	RC	
1	BAKKES Charlotte	1/3	33								20:00
2	DIJKSTRA Selina							1			4:37
4	DREYFUS Lianne	0/2	0				3				19:21
5	DIJKMAN Marijke	1/3	33	1/1	100	1					15:49
6	WESSELS Marlen										10:32
7	VAN VEENENDAAL Sarissa	0/3	0				1		1		14:04
8	BINK Diewertje	0/2	0								15:37
Coach:		ROOS TIESSEN Marsha									
Total		2/13	15	1/1	100	1	4	1	1		

	CS	%	BS	%	PS	%	FB	%	C	SW
New Zealand	7/14	50	0/3	0					3	1
Netherlands	1/10	10	0/2	0	1/1	100			2	1

LEGEND

%	Efficiency	AS	Assists	BS	Background Shots	C	Corner	CS	Close Shots	FB	Fastbreaks
G/S	Goals/Shots	GC	Green Card	PG/PS	Penalty Goals/Penalty Shots			PS	Penalty Shots	RC	Red Card
S	Saves	SW	Sprints Won	YC	Yellow Card						

Timing and Results provided by **TISSOT**



Game No.:5

Results

GER 12 vs 1 POL

1st Period: 7 - 1
2nd Period: 5 - 0

Referees: PELLI M. (ITA) / AMBROSETTI E. (USA)

GER - Germany

No	Name	G/S	%	PG/PS	%	AS	S	Punishments			TP	
								GC	YC	RC		
1	SINSEL Caroline Esther	2/2	100								8:48	
2	KRUSE Katharina Magdalena	3/4	75								15:22	
4	THOLE Fabienne					1	8				17:14	
5	SCHAEPER Svenja	2/4	50			1					11:21	
6	LENZ Tonie Maxime						1				11:37	
7	WAGNER Leonie	2/5	40			3					13:21	
8	SCHWARZ Pia	0/1	0			1					13:31	
10	GILLES Elena	3/3	100			2					8:46	
Coach:		SCHMALENBACH Klaus						1				
Total		12/19	63			8	9	1				

POL - Poland

No	Name	G/S	%	PG/PS	%	AS	S	Punishments			TP	
								GC	YC	RC		
1	SACHMERDA Klaudia	0/1	0								15:39	
2	PACYGA Monika										10:16	
3	BOKUN Marta	0/4	0								16:59	
4	PILARZ Sandra	1/6	17								13:51	
5	TYROWICZ Justyna	0/3	0				1				14:00	
6	MADEJ Marlena	0/1	0								9:17	
7	SOJKA Dominika										10:03	
8	JASIUKIEWICZ Weronika										9:55	
Coach:		PILARZ Dariusz										
Total		1/15	7				1					

	CS	%	BS	%	PS	%	FB	%	C	SW
Germany	6/10	60	1/1	100			5/8	63	4	2
Poland	0/9	0	1/6	17					9	0

Running Score

GER - POL

1st Period

GILLES E.	1	: 0
GILLES E.	2	: 0
WAGNER L.	3	: 0
GILLES E.	4	: 0
SINSEL C.	5	: 0
SCHAEPER S.	6	: 0
6	: 1	PILARZ S.
KRUSE K.	7	: 1

2nd Period

KRUSE K.	8	: 1
WAGNER L.	9	: 1
SINSEL C.	10	: 1
SCHAEPER S.	11	: 1
KRUSE K.	12	: 1

LEGEND

%	Efficiency	AS	Assists	BS	Background Shots	C	Corner	CS	Close Shots	FB	Fastbreaks
G/S	Goals/Shots	GC	Green Card	PG/PS	Penalty Goals/Penalty Shots	PS	Penalty Shots	RC	Red Card		
S	Saves	SW	Sprints Won	YC	Yellow Card						

Timing and Results provided by **TISSOT**



Game No.:6

Results

FRA 5 vs 3 ITA

1st Period: 3 - 1
2nd Period: 2 - 2

Referees: ROL M. (NED) / LIU T. (TPE)

FRA - France

No	Name	G / S	%	PG / PS	%	AS	S	Punishments			TP
								GC	YC	RC	
1	CHEVALIER Annie										8:53
2	ROUX Julie					1	5				20:00
3	PIERRE Rose-Marie	1/1	100								12:24
4	MOAL Claire	0/1	0								11:04
6	ZANFINI Nais	4/4	100								8:15
7	LEDORMEUR Melissa	0/1	0								11:45
9	SIBIOUDE Valerie	0/2	0			1	1				16:19
10	ROULLAND Aline	0/2	0								11:20
Coach:		CATARINO Americo									
Total		5/11	45			2	6				

Running Score

FRA - ITA

1st Period
PIERRE R. 1 : 0
ZANFINI N. 2 : 0
ZANFINI N. 3 : 0
3 : 1 SZCZEPANSKA M.

2nd Period
ZANFINI N. 4 : 1
4 : 2 SZCZEPANSKA M.
4 : 3 SZCZEPANSKA M.
ZANFINI N. 5 : 3

ITA - Italy

No	Name	G / S	%	PG / PS	%	AS	S	Punishments			TP
								GC	YC	RC	
1	PRESTIPINO Ada										12:58
2	SZCZEPANSKA Maria Anna	3/3	100								13:35
3	ANASTASI Martina	0/1	0								12:33
6	CATANIA Roberta	0/2	0								20:00
7	TREVISAN Chiara										
8	COGONI Silvia	0/2	0						1		13:00
9	LAGO Maddalena	0/3	0			1	2				17:39
10	LANDOLINA Flavia	0/3	0			1					10:15
Coach:		CIANCIO Francesca									
Total		3/14	21			2	2		1		

	CS	%	BS	%	PS	%	FB	%	C	SW
France	2/5	40	1/4	25			1/1	100	2	1
Italy	3/11	27	0/3	0					4	1

LEGEND

%	Efficiency	AS	Assists	BS	Background Shots	C	Corner	CS	Close Shots	FB	Fastbreaks
G/S	Goals/Shots	GC	Green Card	PG/PS	Penalty Goals/Penalty Shots			PS	Penalty Shots	RC	Red Card
S	Saves	SW	Sprints Won	YC	Yellow Card						

Timing and Results provided by **TISSOT**



Game No.:7

Results

NZL 2 vs 2 FRA

1st Period: 1 - 1

2nd Period: 1 - 1

Referees: ROL M. (NED) / BUDDE R. (GER)

NZL - New Zealand

No	Name	G / S	%	PG / PS	%	AS	S	Punishments			TP
								GC	YC	RC	
1	POTAKA Gemma	0/1	0								15:11
3	BOLTON Julie	2/3	67								12:40
4	BOLTON Kate	0/4	0				3				20:00
5	PIDDUCK Paris	0/1	0					1			17:52
6	SPENCER-BOWER Olivia	0/1	0								9:05
7	HOUSIAUX Jordan										10:35
8	BOLTON Erin	0/1	0				1				14:37
	Coach:	HOUSIAUX Peter									
	Total	2/11	18				4	1			

Running Score

NZL - FRA

1st Period

0 : 1 ROULLAND A.
BOLTON J. 1 : 1

2nd Period

1 : 2 ROUX J.
BOLTON J. 2 : 2

FRA - France

No	Name	G / S	%	PG / PS	%	AS	S	Punishments			TP
								GC	YC	RC	
1	CHEVALIER Annie	0/1	0								12:07
2	ROUX Julie	1/4	25				4				20:00
3	PIERRE Rose-Marie										13:29
4	MOAL Claire	0/3	0								13:48
6	ZANFINI Nais										9:57
7	LEDORMEUR Melissa	0/1	0								10:03
9	SIBIOUDE Valerie										12:43
10	ROULLAND Aline	1/3	33								7:53
	Coach:	CATARINO Americo									
	Total	2/12	17				4				

	CS	%	BS	%	PS	%	FB	%	C	SW
New Zealand	2/9	22	0/2	0					3	1
France	2/11	18	0/1	0					4	1

LEGEND

%	Efficiency	AS	Assists	BS	Background Shots	C	Corner	CS	Close Shots	FB	Fastbreaks
G/S	Goals/Shots	GC	Green Card	PG/PS	Penalty Goals/Penalty Shots	PS	Penalty Shots	RC	Red Card		
S	Saves	SW	Sprints Won	YC	Yellow Card						

Timing and Results provided by TISSOT



Game No.:8

Results

GER 4 vs 2 NED

1st Period: 2 - 1
2nd Period: 2 - 1

Referees: LIU T. (TPE) / BRACKEZ V. (FRA)

GER - Germany

No	Name	G / S	%	PG / PS	%	AS	S	Punishments			TP
								GC	YC	RC	
1	SINSEL Caroline Esther	0/1	0			1					12:53
2	KRUSE Katharina Magdalena	1/5	20								12:15
4	THOLE Fabienne	1/3	33								14:10
5	SCHAEPER Svenja	0/3	0								11:48
6	LENZ Tonie Maxime	1/2	50								11:23
7	WAGNER Leonie	0/4	0								12:03
8	SCHWARZ Pia	1/1	100								12:32
10	GILLES Elena										12:56
Coach:		SCHMALENBACH Klaus									
Total		4/19	21			1					

Running Score

GER - NED

1st Period

0 : 1 DIJKMAN M.
KRUSE K. 1 : 1
THOLE F. 2 : 1

2nd Period

2 : 2 BAKKES C.
SCHWARZ P. 3 : 2
LENZ T. 4 : 2

NED - Netherlands

No	Name	G / S	%	PG / PS	%	AS	S	Punishments			TP
								GC	YC	RC	
1	BAKKES Charlotte	1/5	20								18:40
2	DIJKSTRA Selina										7:03
4	DREYFUS Lisanne	0/1	0				2				16:25
5	DIJKMAN Marijke	1/3	33								18:26
6	WESSELS Marlen										10:46
7	VAN VEENENDAAL Sarissa	0/3	0				2				11:17
8	BINK Diewertje										17:23
Coach:		ROOS TIESSEN Marsha									
Total		2/12	17				4				

	CS	%	BS	%	PS	%	FB	%	C	SW
Germany	3/17	18	0/1	0			1/1	100	4	1
Netherlands	1/10	10	0/1	0			1/1	100	1	1

LEGEND

%	Efficiency	AS	Assists	BS	Background Shots	C	Corner	CS	Close Shots	FB	Fastbreaks
G/S	Goals/Shots	GC	Green Card	PG/PS	Penalty Goals/Penalty Shots	PS	Penalty Shots	RC	Red Card		
S	Saves	SW	Sprints Won	YC	Yellow Card						

Timing and Results provided by **TISSOT**



Game No.:9

Results

CAN 4 vs 3 POL

1st Period: 1 - 1
2nd Period: 3 - 2

Referees: AMBROSETTI E. (USA) / WATTS S. (GBR)

CAN - Canada

No	Name	G / S	%	PG / PS	%	AS	S	Punishments			TP
								GC	YC	RC	
1	HAUCK Athena	1/3	33				1				20:00
2	SIDDLE Christie	0/1	0								9:27
3	PATRICK Hannah	0/1	0					1			5:23
4	O'BRIEN Kristina	1/6	17			1					19:43
5	KERESTES Sarah	1/3	33								11:38
6	CHEUNG Chaz	1/5	20								20:00
7	LUKASIK Mary							1			5:36
8	REAUME Kassandra										8:13
Coach:		CAMERON Brad									
Total		4/19	21			1	1	2			

Running Score

CAN - POL

1st Period	
O'BRIEN K.	1 : 0
	1 : 1 BOKUN M.
2nd Period	
KERESTES S.	2 : 1
	2 : 2 TYROWICZ J.
HAUCK A.	3 : 2
CHEUNG C.	4 : 2
	4 : 3 PILARZ S.

POL - Poland

No	Name	G / S	%	PG / PS	%	AS	S	Punishments			TP
								GC	YC	RC	
1	SACHMERDA Klaudia	0/1	0			1					18:02
2	PACYGA Monika							1			11:46
3	BOKUN Marta	1/4	25					1			15:07
4	PILARZ Sandra	1/2	50						1		16:13
5	TYROWICZ Justyna	1/3	33			1	2				16:33
6	MADEJ Marlena	0/1	0								7:31
7	SOJKA Dominika										6:07
8	JASIUKIEWICZ Weronika	0/1	0			1					8:41
Coach:		PILARZ Dariusz									
Total		3/12	25			3	2	2	1		

	CS	%	BS	%	PS	%	FB	%	C	SW
Canada	3/16	19	1/3	33					7	1
Poland	2/8	25	1/4	25					5	1

LEGEND

%	Efficiency	AS	Assists	BS	Background Shots	C	Corner	CS	Close Shots	FB	Fastbreaks
G/S	Goals/Shots	GC	Green Card	PG/PS	Penalty Goals/Penalty Shots	PS	Penalty Shots	RC	Red Card		
S	Saves	SW	Sprints Won	YC	Yellow Card						

Timing and Results provided by **TISSOT**



Game No.:10

Results

NZL 4 vs 1 CAN

1st Period: 3 - 0
2nd Period: 1 - 1

Referees: BUDDER R. (GER) / WATTS S. (GBR)

NZL - New Zealand

No	Name	G/S	%	PG/PS	%	AS	S	Punishments			TP
								GC	YC	RC	
1	POTAKA Gemma	1/5	20								12:39
3	BOLTON Julie	0/1	0								8:34
4	BOLTON Kate	1/4	25				1				18:03
5	PIDDUCK Paris	1/6	17								16:03
6	SPENCER-BOWER Olivia	0/2	0								14:03
7	HOUSIAUX Jordan	0/1	0								14:45
8	BOLTON Erin	1/5	20								15:53
Coach:		HOUSIAUX Peter									
Total		4/24	17				1				

Running Score

NZL - CAN

1st Period

POTAKA G. 1 : 0
BOLTON K. 2 : 0
BOLTON E. 3 : 0

2nd Period

PIDDUCK P. 4 : 0
4 : 1 KERESTES S.

CAN - Canada

No	Name	G/S	%	PG/PS	%	AS	S	Punishments			TP
								GC	YC	RC	
1	HAUCK Athena	0/2	0				6	1			20:00
2	SIDDLE Christie	0/1	0								14:39
3	PATRICK Hannah										0:25
4	O'BRIEN Kristina	0/2	0								20:00
5	KERESTES Sarah	1/2	50								14:42
6	CHEUNG Chaz	0/3	0								20:00
7	LUKASIK Mary										4:56
8	REAUME Cassandra										5:18
Coach:		CAMERON Brad									
Total		1/10	10				6	1			

	CS	%	BS	%	PS	%	FB	%	C	SW
New Zealand	3/19	16	0/4	0			1/1	100	4	2
Canada	0/5	0	0/4	0			1/1	100	1	0

LEGEND

%	Efficiency	AS	Assists	BS	Background Shots	C	Corner	CS	Close Shots	FB	Fastbreaks
G/S	Goals/Shots	GC	Green Card	PG/PS	Penalty Goals/Penalty Shots			PS	Penalty Shots	RC	Red Card
S	Saves	SW	Sprints Won	YC	Yellow Card						

Timing and Results provided by **TISSOT**



Game No.:11

Results

GER 3 vs 1 ITA

1st Period: 2 - 0
2nd Period: 1 - 1

Referees: ROL M. (NED) / BRACKEZ V. (FRA)

GER - Germany

No	Name	G / S	%	PG / PS	%	AS	S	Punishments			TP	
								GC	YC	RC		
1	SINSEL Caroline Esther											10:20
2	KRUSE Katharina Magdalena	0/2	0									13:35
4	THOLE Fabienne	0/1	0									14:51
5	SCHAEPER Svenja	1/2	50									9:29
6	LENZ Tonie Maxime	0/1	0									10:40
7	WAGNER Leonie	0/3	0									16:33
8	SCHWARZ Pia	1/4	25				1					11:40
10	GILLES Elena	1/3	33	1/1	100							12:52
Coach:		SCHMALENBACH Klaus										
Total		3/16	19	1/1	100		1					

Running Score

GER - ITA

1st Period
SCHAEPER S. 1 : 0
SCHWARZ P. 2 : 0

2nd Period
GILLES E. 3 : 0
3 : 1 SZCZEPANSKA M.

ITA - Italy

No	Name	G / S	%	PG / PS	%	AS	S	Punishments			TP	
								GC	YC	RC		
1	PRESTIPINO Ada	0/1	0									14:52
2	SZCZEPANSKA Maria Anna	1/4	25									17:01
3	ANASTASI Martina	0/1	0									8:21
6	CATANIA Roberta	0/2	0									17:07
7	TREVISAN Chiara											3:59
8	COGONI Silvia	0/1	0									13:46
9	LAGO Maddalena	0/1	0				6					19:19
10	LANDOLINA Flavia	0/3	0									5:35
Coach:		CIANCIO Francesca										
Total		1/13	8				6					

	CS	%	BS	%	PS	%	FB	%	C	SW
Germany	1/14	7			1/1	100	1/1	100	3	1
Italy	0/11	0	0/1	0			1/1	100	3	1

LEGEND

%	Efficiency	AS	Assists	BS	Background Shots	C	Corner	CS	Close Shots	FB	Fastbreaks
G/S	Goals/Shots	GC	Green Card	PG/PS	Penalty Goals/Penalty Shots			PS	Penalty Shots	RC	Red Card
S	Saves	SW	Sprints Won	YC	Yellow Card						

Timing and Results provided by **TISSOT**



Game No.:12

Results

FRA 7 vs 0 NED

1st Period: 4 - 0

2nd Period: 3 - 0

Referees: PELLI M. (ITA) / BUDDE R. (GER)

FRA - France

No	Name	G / S	%	PG / PS	%	AS	S	Punishments			TP
								GC	YC	RC	
1	CHEVALIER Annie	1/2	50								10:40
2	ROUX Julie	0/1	0				6				20:00
3	PIERRE Rose-Marie	1/1	100								12:14
4	MOAL Claire	1/1	100					1			15:36
6	ZANFINI Nais	2/4	50	1/1	100	1					9:28
7	LEDORMEUR Melissa	0/3	0								10:51
9	SIBIOUDE Valerie	1/2	50								11:58
10	ROULLAND Aline	1/1	100					1			9:13
Coach:		CATARINO Americo									
Total		7/15	47	1/1	100	1	6	2			

Running Score

FRA - NED

1st Period
 ZANFINI N. 1 : 0
 ROULLAND A. 2 : 0
 ZANFINI N. 3 : 0
 CHEVALIER A. 4 : 0

2nd Period
 PIERRE R. 5 : 0
 SIBIOUDE V. 6 : 0
 MOAL C. 7 : 0

NED - Netherlands

No	Name	G / S	%	PG / PS	%	AS	S	Punishments			TP
								GC	YC	RC	
1	BAKKES Charlotte	0/5	0				1	1			17:06
2	DIJKSTRA Selina										8:08
4	DREYFUS Lisanne	0/4	0					1			11:41
5	DIJMAN Marijke	0/3	0								20:00
6	WESSELS Marlen	0/4	0								11:52
7	VAN VEENENDAAL Sarissa	0/2	0								13:46
8	BINK Diewertje	0/1	0								17:27
Coach:		ROOS TIESSEN Marsha									
Total		0/19	0				1	2			

	CS	%	BS	%	PS	%	FB	%	C	SW
France	1/6	17	2/4	50	1/1	100	3/4	75	1	2
Netherlands	0/17	0	0/2	0					2	0

LEGEND

%	Efficiency	AS	Assists	BS	Background Shots	C	Corner	CS	Close Shots	FB	Fastbreaks
G/S	Goals/Shots	GC	Green Card	PG/PS	Penalty Goals/Penalty Shots	PS	Penalty Shots	RC	Red Card		
S	Saves	SW	Sprints Won	YC	Yellow Card						

Timing and Results provided by TISSOT



Game No.:13

Results

NZL 3 vs 2 GER

1st Period: 1 - 1
2nd Period: 2 - 1

Referees: ROL M. (NED) / AMBROSETTI E. (USA)

NZL - New Zealand

No	Name	G / S	%	PG / PS	%	AS	S	Punishments			TP
								GC	YC	RC	
1	POTAKA Gemma	1/6	17								16:56
3	BOLTON Julie	0/1	0				1	1			14:44
4	BOLTON Kate	1/5	20			1	3	1			17:38
5	PIDDUCK Paris					1					17:02
6	SPENCER-BOWER Olivia	0/1	0								12:17
7	HOUSIAUX Jordan										10:12
8	BOLTON Erin	1/2	50				1				11:11
Coach:		HOUSIAUX Peter									
Total		3/15	20			2	5	2			

Running Score

NZL - GER

1st Period

0 : 1 WAGNER L.
BOLTON K. 1 : 1

2nd Period

POTAKA G. 2 : 1
2 : 2 GILLES E.
BOLTON E. 3 : 2

GER - Germany

No	Name	G / S	%	PG / PS	%	AS	S	Punishments			TP
								GC	YC	RC	
1	SINSEL Caroline Esther										13:32
2	KRUSE Katharina Magdalena	0/1	0								16:14
4	THOLE Fabienne	0/2	0				3				15:34
5	SCHAEFER Svenja	0/2	0								7:51
6	LENZ Tonie Maxime	0/3	0								10:10
7	WAGNER Leonie	1/2	50					1			13:52
8	SCHWARZ Pia	0/1	0								9:53
10	GILLES Elena	1/4	25	1/1	100						12:54
Coach:		SCHMALENBACH Klaus									
Total		2/15	13	1/1	100		3	1			

	CS	%	BS	%	PS	%	FB	%	C	SW
New Zealand	1/6	17	1/7	14			1/2	50	6	1
Germany	1/10	10	0/4	0	1/1	100			3	1

LEGEND

%	Efficiency	AS	Assists	BS	Background Shots	C	Corner	CS	Close Shots	FB	Fastbreaks
G/S	Goals/Shots	GC	Green Card	PG/PS	Penalty Goals/Penalty Shots	PS	Penalty Shots	RC	Red Card		
S	Saves	SW	Sprints Won	YC	Yellow Card						

Timing and Results provided by **TISSOT**



Game No.:14

Results

NED 7 vs 0 CAN

1st Period: 4 - 0

2nd Period: 3 - 0

Referees: FEAR ROSS A. (NZL) / PELLI M. (ITA)

NED - Netherlands

No	Name	G / S	%	PG / PS	%	AS	S	Punishments			TP
								GC	YC	RC	
1	BAKKES Charlotte	2/6	33			2					20:00
2	DIJKSTRA Selina										5:22
4	DREYFUS Lisanne	0/1	0				5				18:25
5	DIJKMAN Marijke	3/4	75			1					17:31
6	WESSELS Marlen					2					12:47
7	VAN VEENENDAAL Sarissa	1/2	50								5:55
8	BINK Diewertje	1/1	100								20:00
Coach:		ROOS TIESSEN Marsha									
Total		7/14	50			5	5				

Running Score

NED - CAN

1st Period

BAKKES C. 1 : 0

DIJKMAN M. 2 : 0

DIJKMAN M. 3 : 0

BAKKES C. 4 : 0

2nd Period

DIJKMAN M. 5 : 0

VAN VEENENDAAL S. 6 : 0

BINK D. 7 : 0

CAN - Canada

No	Name	G / S	%	PG / PS	%	AS	S	Punishments			TP
								GC	YC	RC	
1	HAUCK Athena	0/3	0				1				20:00
2	SIDDLE Christie										12:19
3	PATRICK Hannah										2:47
4	O'BRIEN Kristina	0/6	0					1			18:42
5	KERESTES Sarah	0/5	0								16:30
6	CHEUNG Chaz	0/3	0								20:00
7	LUKASIK Mary							1			6:12
8	REAUME Cassandra										3:30
Coach:		CAMERON Brad									
Total		0/17	0				1	2			

	CS	%	BS	%	PS	%	FB	%	C	SW
Netherlands	1/7	14	3/4	75			3/3	100	3	0
Canada	0/9	0	0/8	0					6	2

LEGEND

%	Efficiency	AS	Assists	BS	Background Shots	C	Corner	CS	Close Shots	FB	Fastbreaks
G/S	Goals/Shots	GC	Green Card	PG/PS	Penalty Goals/Penalty Shots	PS	Penalty Shots	RC	Red Card		
S	Saves	SW	Sprints Won	YC	Yellow Card						

Timing and Results provided by TISSOT



Game No.:15

Results

ITA 3 vs 2 POL

1st Period: 0 - 1
2nd Period: 3 - 1

Referees: LIU T. (TPE) / WATTS S. (GBR)

ITA - Italy

No	Name	G / S	%	PG / PS	%	AS	S	Punishments			TP
								GC	YC	RC	
1	PRESTIPINO Ada	0/2	0			1					11:14
2	SZCZEPANSKA Maria Anna	2/6	33								18:05
3	ANASTASI Martina	0/1	0			1					10:06
6	CATANIA Roberta	1/4	25								20:00
7	TREVISAN Chiara										
8	COGONI Silvia	0/1	0			1			1		15:09
9	LAGO Maddalena	0/3	0				1				17:04
10	LANDOLINA Flavia	0/3	0								8:22
Coach:		CIANCIO Francesca									
Total		3/20	15			3	1		1		

Running Score

ITA - POL

1st Period

0 : 1 BOKUN M.

2nd Period

SZCZEPANSKA M. 1 : 1

CATANIA R. 2 : 1

SZCZEPANSKA M. 3 : 1

3 : 2 PILARZ S.

POL - Poland

No	Name	G / S	%	PG / PS	%	AS	S	Punishments			TP
								GC	YC	RC	
1	SACHMERDA Klaudia										17:46
2	PACYGA Monika										12:47
3	BOKUN Marta	1/1	100					1			15:41
4	PILARZ Sandra	1/1	100					2			11:50
5	TYROWICZ Justyna	0/2	0			1	2				18:05
6	MADEJ Marlena	0/1	0			1					8:01
7	SOJKA Dominika	0/1	0			1					9:44
8	JASIUKIEWICZ Weronika										6:06
Coach:		PILARZ Dariusz									
Total		2/6	33			3	2	3			

	CS	%	BS	%	PS	%	FB	%	C	SW
Italy	2/13	15	0/5	0			1/2	50	7	2
Poland	0/2	0	1/3	33			1/1	100	1	0

LEGEND

%	Efficiency	AS	Assists	BS	Background Shots	C	Corner	CS	Close Shots	FB	Fastbreaks
G/S	Goals/Shots	GC	Green Card	PG/PS	Penalty Goals/Penalty Shots	PS	Penalty Shots	RC	Red Card		
S	Saves	SW	Sprints Won	YC	Yellow Card						

Timing and Results provided by TISSOT



Game No.:16

Results

NZL 7 vs 5 POL

1st Period: 3 - 3
2nd Period: 4 - 2

Referees: BRACKEZ V. (FRA) / ROL M. (NED)

NZL - New Zealand

No	Name	G/S	%	PG/PS	%	AS	S	Punishments			TP
								GC	YC	RC	
1	POTAKA Gemma	0/2	0			1					10:42
3	BOLTON Julie	1/2	50			1		1	1		13:44
4	BOLTON Kate	1/2	50				2				16:25
5	PIDDUCK Paris	1/4	25			1	1				16:26
6	SPENCER-BOWER Olivia	0/1	0								14:21
7	HOUSIAUX Jordan	1/2	50								12:39
8	BOLTON Erin	3/5	60	1/1	100		1	1			15:43
Coach:		HOUSIAUX Peter									
Total		7/18	39	1/1	100	3	4	2	1		

POL - Poland

No	Name	G/S	%	PG/PS	%	AS	S	Punishments			TP
								GC	YC	RC	
1	SACHMERDA Klaudia	0/3	0			2					19:38
2	PACYGA Monika	0/1	0					1			9:54
3	BOKUN Marta	1/4	25								15:27
4	PILARZ Sandra	2/5	40	1/1	100		1	2			15:14
5	TYROWICZ Justyna	0/2	0				5				18:26
6	MADEJ Marlena	1/2	50								8:10
7	SOJKA Dominika	1/1	100								6:35
8	JASIUKIEWICZ Weronika	0/1	0								6:36
Coach:		PILARZ Dariusz									
Total		5/19	26	1/1	100	2	6	3			

	CS	%	BS	%	PS	%	FB	%	C	SW
New Zealand	3/11	27	2/4	50	1/1	100	1/2	50	3	2
Poland	2/11	18	2/6	33	1/1	100	0/1	0	5	0

Running Score

NZL - POL

1st Period

BOLTON K.	1	: 0	
	1	: 1	PILARZ S.
BOLTON E.	2	: 1	
	2	: 2	MADEJ M.
	2	: 3	SOJKA D.
PIDDUCK P.	3	: 3	

2nd Period

BOLTON J.	4	: 3	
BOLTON E.	5	: 3	
BOLTON E.	6	: 3	
	6	: 4	BOKUN M.
HOUSIAUX J.	7	: 4	
	7	: 5	PILARZ S.

LEGEND											
%	Efficiency	AS	Assists	BS	Background Shots	C	Corner	CS	Close Shots	FB	Fastbreaks
G/S	Goals/Shots	GC	Green Card	PG/PS	Penalty Goals/Penalty Shots			PS	Penalty Shots	RC	Red Card
S	Saves	SW	Sprints Won	YC	Yellow Card						

Timing and Results provided by **TISSOT**



Game No.:17

Results

FRA 5 vs 0 CAN

1st Period: 2 - 0

2nd Period: 3 - 0

Referees: FEAR ROSS A. (NZL) / PELLI M. (ITA)

FRA - France

No	Name	G/S	%	PG/PS	%	AS	S	Punishments			TP	
								GC	YC	RC		
1	CHEVALIER Annie	0/2	0								11:38	
2	ROUX Julie	1/2	50				3				20:00	
3	PIERRE Rose-Marie							1	1		15:30	
4	MOAL Claire	1/3	33								11:11	
6	ZANFINI Nais	2/4	50	1/1	100						9:07	
7	LEDORMEUR Melissa	0/3	0					1			10:55	
9	SIBIOUDE Valerie					1					13:17	
10	ROULLAND Aline	1/3	33			1	1				8:22	
Coach:		CATARINO Americo							1			
Total		5/17	29	1/1	100	2	4	3	1			

Running Score

FRA - CAN

1st Period

ROULLAND A. 1 : 0

ZANFINI N. 2 : 0

2nd Period

MOAL C. 3 : 0

ZANFINI N. 4 : 0

ROUX J. 5 : 0

CAN - Canada

No	Name	G/S	%	PG/PS	%	AS	S	Punishments			TP	
								GC	YC	RC		
1	HAUCK Athena	0/2	0				3				17:13	
2	SIDDLE Christie										12:02	
3	PATRICK Hannah										5:01	
4	O'BRIEN Kristina	0/6	0					2	1		20:00	
5	KERESTES Sarah	0/3	0								17:46	
6	CHEUNG Chaz	0/1	0								17:13	
7	LUKASIK Mary	0/1	0								5:44	
8	REAUME Kassandra										5:01	
Coach:		CAMERON Brad										
Total		0/13	0				3	2	1			

	CS	%	BS	%	PS	%	FB	%	C	SW
France	2/10	20	0/2	0	1/1	100	2/4	50	1	2
Canada	0/10	0	0/3	0					5	0

LEGEND

%	Efficiency	AS	Assists	BS	Background Shots	C	Corner	CS	Close Shots	FB	Fastbreaks
G/S	Goals/Shots	GC	Green Card	PG/PS	Penalty Goals/Penalty Shots	PS	Penalty Shots	RC	Red Card		
S	Saves	SW	Sprints Won	YC	Yellow Card						

Timing and Results provided by TISSOT



Game No.:18

Results

NED 3 vs 4 ITA

1st Period: 1 - 3
2nd Period: 2 - 1

Referees: AMBROSETTI E. (USA) / BUDDER R. (GER)

NED - Netherlands

No	Name	G / S	%	PG / PS	%	AS	S	Punishments			TP
								GC	YC	RC	
1	BAKKES Charlotte	1/4	25								20:00
2	DIJKSTRA Selina										6:00
4	DREYFUS Lisanne	0/4	0				4				17:26
5	DIJKMAN Marijke	1/5	20			1					20:00
6	WESSELS Marlen	1/3	33								7:48
7	VAN VEENENDAAL Sarissa	0/2	0					1			8:46
8	BINK Diewertje					1	2				20:00
Coach:		ROOS TIESSEN Marsha									
Total		3/18	17			2	6	1			

Running Score

NED - ITA

1st Period

DIJKMAN M. 1 : 0
ANASTASI M.
1 : 1 LANDOLINA F.
1 : 2 LANDOLINA F.
1 : 3 CATANIA R.

2nd Period

WESSELS M. 2 : 3
LANDOLINA F.
2 : 4 LANDOLINA F.
BAKKES C. 3 : 4

ITA - Italy

No	Name	G / S	%	PG / PS	%	AS	S	Punishments			TP
								GC	YC	RC	
1	PRESTIPINO Ada	0/2	0								15:26
2	SZCZEPANSKA Maria Anna	0/3	0								14:11
3	ANASTASI Martina	1/1	100								12:26
6	CATANIA Roberta	1/4	25			2					19:49
7	TREVISAN Chiara										
8	COGONI Silvia										11:54
9	LAGO Maddalena	0/3	0				3				19:46
10	LANDOLINA Flavia	2/2	100								6:28
Coach:		CIANCIO Francesca									
Total		4/15	27			2	3				

	CS	%	BS	%	PS	%	FB	%	C	SW
Netherlands	3/15	20	0/3	0					3	0
Italy	3/13	23	1/2	50					6	2

LEGEND

%	Efficiency	AS	Assists	BS	Background Shots	C	Corner	CS	Close Shots	FB	Fastbreaks
G/S	Goals/Shots	GC	Green Card	PG/PS	Penalty Goals/Penalty Shots	PS	Penalty Shots	RC	Red Card		
S	Saves	SW	Sprints Won	YC	Yellow Card						

Timing and Results provided by **TISSOT**



Game No.:19

Results

GER 3 vs 4 FRA

1st Period: 1 - 3
2nd Period: 2 - 1

Referees: FEAR ROSS A. (NZL) / PELLI M. (ITA)

GER - Germany

No	Name	G/S	%	PG/PS	%	AS	S	Punishments			TP
								GC	YC	RC	
1	SINSEL Caroline Esther	0/2	0			1					15:11
2	KRUSE Katharina Magdalena	2/4	50								14:12
4	THOLE Fabienne	1/4	25				4				14:12
5	SCHAEFER Svenja	0/1	0								7:06
6	LENZ Tonie Maxime										15:08
7	WAGNER Leonie	0/2	0			1					11:39
8	SCHWARZ Pia	0/2	0								8:21
10	GILLES Elena	0/2	0					1			14:11
Coach:		SCHMALENBACH Klaus									
Total		3/17	18			2	4	1			

Running Score

GER - FRA

1st Period

0 : 1 ROUX J.

0 : 2 MOAL C.

0 : 3 SIBIOUDE V.

THOLE F. 1 : 3

2nd Period

1 : 4 ROULLAND A.

KRUSE K. 2 : 4

KRUSE K. 3 : 4

FRA - France

No	Name	G/S	%	PG/PS	%	AS	S	Punishments			TP
								GC	YC	RC	
1	CHEVALIER Annie										9:38
2	ROUX Julie	1/3	33				4				18:02
3	PIERRE Rose-Marie	0/1	0								12:24
4	MOAL Claire	1/2	50					1			16:53
6	ZANFINI Nais	0/1	0			1		1			13:19
7	LEDORMEUR Melissa	0/1	0					1			8:39
9	SIBIOUDE Valerie	1/1	100								10:40
10	ROULLAND Aline	1/4	25								10:25
Coach:		CATARINO Americo									
Total		4/13	31			1	4	2	1		

	CS	%	BS	%	PS	%	FB	%	C	SW
Germany	1/11	9	1/4	25			1/2	50	4	2
France	2/8	25	0/3	0			2/2	100	4	0

LEGEND

%	Efficiency	AS	Assists	BS	Background Shots	C	Corner	CS	Close Shots	FB	Fastbreaks
G/S	Goals/Shots	GC	Green Card	PG/PS	Penalty Goals/Penalty Shots	PS	Penalty Shots	RC	Red Card		
S	Saves	SW	Sprints Won	YC	Yellow Card						

Timing and Results provided by TISSOT



Game No.:20

Results

ITA 2 vs 2 CAN

1st Period: 2 - 1
2nd Period: 0 - 1

Referees: BRACKEZ V. (FRA) / ROL M. (NED)

ITA - Italy

No	Name	G / S	%	PG / PS	%	AS	S	Punishments			TP	
								GC	YC	RC		
1	PRESTIPINO Ada							2				15:38
2	SZCZEPANSKA Maria Anna	1/4	25									12:38
3	ANASTASI Martina	0/2	0									11:48
6	CATANIA Roberta	0/2	0									20:00
7	TREVISAN Chiara											
8	COGONI Silvia	0/2	0									13:36
9	LAGO Maddalena	1/3	33				2					20:00
10	LANDOLINA Flavia	0/3	0									6:20
Coach:		CIANCIO Francesca										
Total		2/16	13				2	2				

Running Score

ITA - CAN

1st Period	
LAGO M.	1 : 0
SZCZEPANSKA M.	1 : 1
CHEUNG C.	2 : 1
2nd Period	
LAGO M.	2 : 2
LUKASIK M.	

CAN - Canada

No	Name	G / S	%	PG / PS	%	AS	S	Punishments			TP	
								GC	YC	RC		
1	HAUCK Athena	0/2	0									20:00
2	SIDDLE Christie											15:30
3	PATRICK Hannah											2:16
4	O'BRIEN Kristina					1	1					20:00
5	KERESTES Sarah											18:10
6	CHEUNG Chaz	1/3	33			1	1					20:00
7	LUKASIK Mary	1/1	100									2:14
8	REAUME Kassandra											1:50
Coach:		CAMERON Brad										
Total		2/6	33			2	2					

	CS	%	BS	%	PS	%	FB	%	C	SW
Italy	2/10	20	0/6	0					4	2
Canada	1/3	33	0/2	0			1/1	100	0	0

LEGEND

%	Efficiency	AS	Assists	BS	Background Shots	C	Corner	CS	Close Shots	FB	Fastbreaks
G/S	Goals/Shots	GC	Green Card	PG/PS	Penalty Goals/Penalty Shots	PS	Penalty Shots	RC	Red Card		
S	Saves	SW	Sprints Won	YC	Yellow Card						

Timing and Results provided by **TISSOT**



Game No.:21

Results

NED 6 vs 4 POL

1st Period: 2 - 2
2nd Period: 4 - 2

Referees: LIU T. (TPE) / FEAR ROSS A. (NZL)

NED - Netherlands

No	Name	G / S	%	PG / PS	%	AS	S	Punishments			TP
								GC	YC	RC	
1	BAKKES Charlotte	0/7	0			1		1			17:57
2	DIJKSTRA Selina										9:07
4	DREYFUS Lisanne	1/1	100								8:04
5	DIJKMAN Marijke	4/6	67	1/1	100						20:00
6	WESSELS Marlen	1/4	25								9:34
7	VAN VEENENDAAL Sarissa	0/2	0				2				15:18
8	BINK Diewertje	0/1	0								20:00
Coach:		ROOS TIESSEN Marsha									
Total		6/21	29	1/1	100	1	2	1			

Running Score

NED - POL

1st Period

DIJKMAN M. 1 : 0
1 : 1 PILARZ S.
DIJKMAN M. 2 : 1
2 : 2 BOKUN M.

2nd Period

DREYFUS L. 3 : 2
DIJKMAN M. 4 : 2
4 : 3 SACHMERDA K.
WESSELS M. 5 : 3
DIJKMAN M. 6 : 3
6 : 4 SACHMERDA K.

POL - Poland

No	Name	G / S	%	PG / PS	%	AS	S	Punishments			TP
								GC	YC	RC	
1	SACHMERDA Klaudia	2/2	100			1		1			20:00
2	PACYGA Monika										11:51
3	BOKUN Marta	1/3	33								14:28
4	PILARZ Sandra	1/4	25					1			10:45
5	TYROWICZ Justyna	0/2	0				4				18:53
6	MADEJ Marlena										4:23
7	SOJKA Dominika	0/3	0								11:31
8	JASIUKIEWICZ Weronika										8:09
Coach:		PILARZ Dariusz									
Total		4/14	29			1	4	2			

	CS	%	BS	%	PS	%	FB	%	C	SW
Netherlands	3/14	21	2/5	40	1/1	100	0/1	0	5	0
Poland	3/8	38	1/6	17					4	2

LEGEND

%	Efficiency	AS	Assists	BS	Background Shots	C	Corner	CS	Close Shots	FB	Fastbreaks
G/S	Goals/Shots	GC	Green Card	PG/PS	Penalty Goals/Penalty Shots	PS	Penalty Shots	RC	Red Card		
S	Saves	SW	Sprints Won	YC	Yellow Card						

Timing and Results provided by **TISSOT**

RESULTS BOOK



Dancesport



THE WORLD GAMES
WROCLAW 2017

T+TISSOT

RESULTS BOOK

TABLE OF CONTENT

12	DanceSport	827
12.1	Table of Contents	828
12.2	Number of Entries by NOC	832
12.3	Medallists by Event	833
12.4	Medal Standings	834
12.5	Standard	835
12.5.1	Medallists	836
12.5.2	Finals	837
12.5.2.1	Final Ranking	837
12.5.2.2	Waltz Results	838
12.5.2.3	Tango Results	839
12.5.2.4	Viennese Waltz Results	840
12.5.2.5	Slow Foxtrot Results	841
12.5.2.6	Quickstep Results	842
12.5.3	Semifinals	843
12.5.3.1	Semifinals Ranking	843
12.5.3.2	Waltz Results	844
12.5.3.3	Tango Results	845
12.5.3.4	Viennese Waltz Results	846
12.5.3.5	Slow Foxtrot Results	847
12.5.3.6	Quickstep Results	848
12.5.4	Redance	849
12.5.4.1	Redance Ranking	849
12.5.4.2	Waltz Results	850
12.5.4.3	Tango Results	851
12.5.4.4	Viennese Waltz Results	852
12.5.4.5	Slow Foxtrot Results	853
12.5.4.6	Quickstep Results	854





12.5.5	First Round	855
12.5.5.1	First Round Ranking	855
12.5.5.2	Waltz Results	856
12.5.5.3	Tango Results	857
12.5.5.4	Viennese Waltz Results	858
12.5.5.5	Slow Foxtrot Results	859
12.5.5.6	Quickstep Results	860
12.6	Latin	861
12.6.1	Medallists	862
12.6.2	Finals	863
12.6.2.1	Final Ranking	863
12.6.2.2	Samba Results	864
12.6.2.3	Cha Cha Cha Results	865
12.6.2.4	Rumba Results	866
12.6.2.5	Paso Doble Results	867
12.6.2.6	Jive Results	868
12.6.3	Semifinals	869
12.6.3.1	Semifinals Ranking	869
12.6.3.2	Samba Results	870
12.6.3.3	Cha Cha Cha Results	871
12.6.3.4	Rumba Results	872
12.6.3.5	Paso Doble Results	873
12.6.3.6	Jive Results	874
12.6.4	Redance	875
12.6.4.1	Redance Ranking	875
12.6.4.2	Samba Results	876
12.6.4.3	Cha Cha Cha Results	877
12.6.4.4	Rumba Results	878
12.6.4.5	Paso Doble Results	879
12.6.4.6	Jive Results	880
12.6.5	First Round	881
12.6.5.1	First Round Ranking	881
12.6.5.2	Samba Results	882
12.6.5.3	Cha Cha Cha Results	883
12.6.5.4	Rumba Results	884
12.6.5.5	Paso Doble Results	885
12.6.5.6	Jive Results	886
12.7	Rock 'n' Roll	887
12.7.1	Medallists	888





12.7.2	Final	889
12.7.2.1	Foot Technique Results	889
12.7.2.2	Acrobatic Results	890
12.7.3	Semifinal	891
12.7.3.1	Results	891
12.7.4	Hope Round	892
12.7.4.1	Results	892
12.7.5	1st Round	893
12.7.5.1	Results	893
12.8	Salsa	894
12.8.1	Medallists	895
12.8.2	Final	896
12.8.2.1	Results	896
12.8.3	Semifinal	897
12.8.3.1	Results	897
12.8.4	Redance	898
12.8.4.1	Results	898
12.8.5	First Round	899
12.8.5.1	Results	899





Number of Entries by NOC

As of THU 27 JUL 2017

	Latin	Standard	Salsa	Rock 'n' Roll	Total Entries	Total Athletes
AUS - Australia	2	2		2	6	4
AUT - Austria		2		2	4	4
BLR - Belarus		2			2	2
BRA - Brazil			2		2	2
CAN - Canada	2	2			4	2
CHN - People's Republic of China	2	2			4	4
COL - Colombia			4		4	4
CZE - Czech Republic	2	2	2	2	8	8
DEN - Denmark	2				2	2
ECU - Ecuador		2	2		4	4
ESP - Spain	2	2	2		6	6
EST - Estonia		2			2	2
FRA - France	2		2	2	6	6
GER - Germany		2		2	4	4
HUN - Hungary	2	2	2		6	6
IND - India				2	2	2
ISR - Israel	2	2			4	4
ITA - Italy	2	2	2		6	6
JPN - Japan	2	2			4	4
KAZ - Kazakhstan		2			2	2
KGZ - Kyrgyzstan	2				2	2
KOR - Republic of Korea	2	2			4	4
LAT - Latvia		2			2	2
LTU - Lithuania	2	2			4	4
MDA - Republic of Moldova	2	2			4	4
NOR - Norway	2			2	4	4
PER - Peru				2	2	2
POL - Poland	2	2		2	6	6
POR - Portugal	2				2	2
ROU - Romania	2	2			4	4
RUS - Russian Federation	2	2		2	6	6
SEN - Senegal				2	2	2
SLO - Slovenia				2	2	2
SUI - Switzerland				2	2	2
SVK - Slovakia	2	2		2	6	6
THA - Thailand	2				2	2
UKR - Ukraine	2				2	2
USA - United States of America	2	2	2		6	6
Total	48	48	20	28	144	140

NOC



Medallists by Event

As of SUN 30 JUL 2017

After 4 of 4 Events

Event Name	Date	Medal	Name	NOC Code
Latin	SAT 29 JUL	GOLD	GOFFREDO Gabriele	MDA
			MATUS Anna	
		SILVER	GUDYNO Svetlana	RUS
			TSATURYAN Armen	
BRONZE	SALIKHOVA Elena	FRA		
	SCHMITT Charles-Guillaume			
Rock 'n' Roll	SAT 29 JUL	GOLD	MIADZIELEC Anna	POL
			TARCZYLO Jacek	
		SILVER	CHISTIKOV Konstantin	RUS
			OSNOVINA Ksenia	
BRONZE	BLUDAU Tobias	GER		
	UHL Michelle			
Standard	FRI 28 JUL	GOLD	FERRUGGIA Benedetto	GER
			KOEHLER Claudia	
		SILVER	KULIKOVA Olga	RUS
			ZHARKOV Dmitry	
BRONZE	SODEIKA Evaldas	LTU		
	ZUKAUSKAITE Ieva			
Salsa	FRI 28 JUL	GOLD	ORTEGA Yinessa	COL
			REBOLLEDO Stevens	
		SILVER	AVILA Adriana	COL
			BENJUMEA Yefersson	
BRONZE	MASO Serena	ITA		
	SANFILIPPO Simone			




Medal Standings

As of SUN 30 JUL 2017

After 4 of 4 Events

Rank	NOC	Mixed				Rank by Total
		G	S	B	Tot	
1	COL - Colombia	1	1		2	=2
2	GER - Germany	1		1	2	=2
3	MDA - Republic of Moldova	1			1	=4
3	POL - Poland	1			1	=4
5	RUS - Russian Federation		3		3	1
6	FRA - France			1	1	=4
6	ITA - Italy			1	1	=4
6	LTU - Lithuania			1	1	=4
Total:		4	4	4	12	

Legend:	=	Equal sign indicates that two or more NOCs share the same rank by total	B	Bronze	G	Gold	S	Silver	Tot	Total
----------------	---	---	----------	--------	----------	------	----------	--------	------------	-------

Timing and Results provided by  **TISSOT**

RESULTS BOOK



Dancesport Standard



THE WORLD GAMES
WROCLAW 2017

T+TISSOT



Medallists

As of FRI 28 JUL 2017

Medal	NOC	Name
GOLD	GER - Germany	FERRUGGIA Benedetto KOEHLER Claudia
SILVER	RUS - Russian Federation	KULIKOVA Olga ZHARKOV Dmitry
BRONZE	LTU - Lithuania	SODEIKA Evaldas ZUKAUSKAITE Ieva



Final Ranking

As of FRI 28 JUL 2017

Rank	Name	NOC Code	Walz	Tango	Viennese Waltz	Slow Foxtrot	Quickstep	Remark
1	KOEHLER / FERRUGGIA	GER	1	1	1	1	1	
2	KULIKOVA / ZHARKOV	RUS	2	2	2	2	2	
3	ZUKAUSKAITE / SODEIKA	LTU	3	3	3	3	3	
4	PACINI / GALUPPO	ITA	4	4	4	4	4	
5	MOZDZONEK / BRZOZOWSKI	POL	5	5	5	5	5	
6	PALI / LASZLO	HUN	6	6	6	6	6	



Results

Rank	Bib	Name	NOC Code	Mark 1	Mark 2	Mark 3	Mark 4	Dance Total	Remark
1	18	KOEHLER / FERRUGGIA	GER	9.67	9.63	9.67	9.63	38.58	
2	29	KULIKOVA / ZHARKOV	RUS	9.38	9.58	9.50	9.63	38.08	
3	25	ZUKAUSKAITE / SODEIKA	LTU	9.17	9.46	9.25	9.33	37.21	
4	21	PACINI / GALUPPO	ITA	8.79	9.13	8.95	9.08	35.95	
5	27	MOZDZONEK / BRZOZOWSKI	POL	8.50	8.67	8.50	8.65	34.32	
6	19	PALI / LASZLO	HUN	8.54	8.67	8.46	8.60	34.27	



Results

Rank	Bib	Name	NOC Code	Mark 1	Mark 2	Mark 3	Mark 4	Dance Total	Remark
1	18	KOEHLER / FERRUGGIA	GER	19.67	19.25			38.92	
2	29	KULIKOVA / ZHARKOV	RUS	18.67	19.08			37.75	
3	25	ZUKAUSKAITE / SODEIKA	LTU	18.17	18.42			36.58	
4	21	PACINI / GALUPPO	ITA	17.92	18.17			36.08	
5	27	MOZDZONEK / BRZOZOWSKI	POL	16.70	17.25			33.95	
6	19	PALI / LASZLO	HUN	16.83	16.60			33.43	



Results

Rank	Bib	Name	NOC Code	Mark 1	Mark 2	Mark 3	Mark 4	Dance Total	Remark
1	18	KOEHLER / FERRUGGIA	GER	19.33	19.17			38.50	
2	29	KULIKOVA / ZHARKOV	RUS	18.90	18.75			37.65	
3	25	ZUKAUSKAITE / SODEIKA	LTU	18.25	18.67			36.92	
4	21	PACINI / GALUPPO	ITA	18.10	18.17			36.27	
5	27	MOZDZONEK / BRZOZOWSKI	POL	16.92	17.42			34.33	
6	19	PALI / LASZLO	HUN	16.83	16.92			33.75	



Results

Rank	Bib	Name	NOC Code	Mark 1	Mark 2	Mark 3	Mark 4	Dance Total	Remark
1	18	KOEHLER / FERRUGGIA	GER	19.25	19.25			38.50	
2	29	KULIKOVA / ZHARKOV	RUS	18.58	19.00			37.58	
3	25	ZUKAUSKAITE / SODEIKA	LTU	18.50	18.75			37.25	
4	21	PACINI / GALUPPO	ITA	18.00	18.08			36.08	
5	27	MOZDZONEK / BRZOZOWSKI	POL	17.00	17.33			34.33	
6	19	PALI / LASZLO	HUN	17.00	16.92			33.92	



Results

Rank	Bib	Name	NOC Code	Mark 1	Mark 2	Mark 3	Mark 4	Dance Total	Remark
1	18	KOEHLER / FERRUGGIA	GER	9.75	9.63	9.71	9.67	38.75	
2	29	KULIKOVA / ZHARKOV	RUS	9.38	9.67	9.35	9.67	38.06	
3	25	ZUKAUSKAITE / SODEIKA	LTU	9.17	9.33	9.21	9.42	37.13	
4	21	PACINI / GALUPPO	ITA	8.92	9.13	8.88	9.21	36.13	
5	27	MOZDZONEK / BRZOZOWSKI	POL	8.58	8.83	8.58	8.75	34.75	
6	19	PALI / LASZLO	HUN	8.50	8.63	8.46	8.75	34.33	




Semifinals Ranking

As of FRI 28 JUL 2017

Rank	Name	NOC Code	Walz	Tango	Viennese Waltz	Slow Foxtrot	Quickstep	Remark
	KOEHLER / FERRUGGIA	GER	1	1	1	1	1	Q
	PALI / LASZLO	HUN	6	6	7	6	6	Q
	PACINI / GALUPPO	ITA	4	4	4	4	4	Q
	ZUKAUSKAITE / SODEIKA	LTU	3	3	3	3	3	Q
	MOZDZONEK / BRZOZOWSKI	POL	5	5	5	5	5	Q
	KULIKOVA / ZHARKOV	RUS	2	2	2	2	2	Q
7	ANCANE / LINIS	LAT	7	8	6	7	7	
8	LAPTIYEVA / KRAVCHENKO	KAZ	8	9	8	9	9	
9	LUCACIU / REDNIC	ROU	9	7	9	8	8	
10	LIANG / SHEN	CHN	10	10	10	10	10	
11	TUDVASEVA / SAMOSIUK	BLR	11	11	11	11	11	
12	WESTERMAYER / HOFER	AUT	12	13	12	12	13	
13	DINDOFFEROVA / MICK	SVK	13	12	14	13	12	
14	MARTINEZ / ESPERON	ESP	14	14	13	14	14	

Legend:

Q Qualified

Timing and Results provided by  **TISSOT**



Results

Rank	Bib	Name	NOC Code	Mark 1	Mark 2	Mark 3	Mark 4	Dance Total	Remark
1	18	KOEHLER / FERRUGGIA	GER	18.92	19.17			38.08	
2	29	KULIKOVA / ZHARKOV	RUS	18.83	18.58			37.42	
3	25	ZUKAUSKAITE / SODEIKA	LTU	18.58	18.42			37.00	
4	21	PACINI / GALUPPO	ITA	17.92	17.92			35.83	
5	27	MOZDZONEK / BRZOZOWSKI	POL	17.17	16.50			33.67	
6	19	PALI / LASZLO	HUN	16.67	16.83			33.50	
7	24	ANCANE / LINIS	LAT	17.17	16.08			33.25	
8	23	LAPTIYEVA / KRAVCHENKO	KAZ	16.58	16.33			32.92	
9	28	LUCACIU / REDNIC	ROU	16.58	16.08			32.67	
10	14	LIANG / SHEN	CHN	16.58	15.83			32.42	
11	12	TUDVASEVA / SAMOSIUK	BLR	16.33	15.67			32.00	
12	11	WESTERMAYER / HOFER	AUT	15.80	15.92			31.72	
13	30	DINDOFFEROVA / MICK	SVK	16.00	15.25			31.25	
14	32	MARTINEZ / ESPERON	ESP	15.33	15.08			30.42	



Results

Rank	Bib	Name	NOC Code	Mark 1	Mark 2	Mark 3	Mark 4	Dance Total	Remark
1	18	KOEHLER / FERRUGGIA	GER	19.17	19.00			38.17	
2	29	KULIKOVA / ZHARKOV	RUS	18.92	18.50			37.42	
3	25	ZUKAUSKAITE / SODEIKA	LTU	18.33	18.00			36.33	
4	21	PACINI / GALUPPO	ITA	17.83	17.92			35.75	
5	27	MOZDZONEK / BRZOZOWSKI	POL	17.33	16.67			34.00	
6	19	PALI / LASZLO	HUN	16.67	16.67			33.33	
7	28	LUCACIU / REDNIC	ROU	16.80	16.25			33.05	
8	24	ANCANE / LINIS	LAT	17.08	15.92			33.00	
9	23	LAPTIYEVA / KRAVCHENKO	KAZ	16.42	16.33			32.75	
10	14	LIANG / SHEN	CHN	16.50	15.92			32.42	
11	12	TUDVASEVA / SAMOSIUK	BLR	16.25	15.67			31.92	
12	30	DINDOFFEROVA / MICK	SVK	16.00	15.17			31.17	
13	11	WESTERMAYER / HOFER	AUT	15.25	15.50			30.75	
14	32	MARTINEZ / ESPERON	ESP	15.40	15.08			30.48	



Results

Rank	Bib	Name	NOC Code	Mark 1	Mark 2	Mark 3	Mark 4	Dance Total	Remark
1	18	KOEHLER / FERRUGGIA	GER	19.00	18.75			37.75	
2	29	KULIKOVA / ZHARKOV	RUS	18.67	18.42			37.08	
3	25	ZUKAUSKAITE / SODEIKA	LTU	18.58	18.08			36.67	
4	21	PACINI / GALUPPO	ITA	17.83	17.75			35.58	
5	27	MOZDZONEK / BRZOZOWSKI	POL	17.17	16.42			33.58	
6	24	ANCANE / LINIS	LAT	17.10	16.08			33.18	
7	19	PALI / LASZLO	HUN	16.58	16.58			33.17	
8	23	LAPTIYEVA / KRAVCHENKO	KAZ	16.83	16.25			33.08	
9	28	LUCACIU / REDNIC	ROU	16.33	16.08			32.42	
10	14	LIANG / SHEN	CHN	16.00	15.92			31.92	
11	12	TUDVASEVA / SAMOSIUK	BLR	15.83	16.00			31.83	
12	11	WESTERMAYER / HOFER	AUT	15.33	15.50			30.83	
13	32	MARTINEZ / ESPERON	ESP	15.60	15.08			30.68	
14	30	DINDOFFEROVA / MICK	SVK	15.25	14.92			30.17	



Results

Rank	Bib	Name	NOC Code	Mark 1	Mark 2	Mark 3	Mark 4	Dance Total	Remark
1	18	KOEHLER / FERRUGGIA	GER	18.58	18.92			37.50	
2	29	KULIKOVA / ZHARKOV	RUS	18.67	18.58			37.25	
3	25	ZUKAUSKAITE / SODEIKA	LTU	18.67	18.17			36.83	
4	21	PACINI / GALUPPO	ITA	17.92	17.83			35.75	
5	27	MOZDZONEK / BRZOZOWSKI	POL	17.08	16.75			33.83	
6	19	PALI / LASZLO	HUN	16.92	16.67			33.58	
7	24	ANCANE / LINIS	LAT	16.92	16.42			33.33	
8	28	LUCACIU / REDNIC	ROU	16.50	16.50			33.00	
9	23	LAPTIYEVA / KRAVCHENKO	KAZ	16.33	16.25			32.58	
10	14	LIANG / SHEN	CHN	16.33	16.00			32.33	
11	12	TUDVASEVA / SAMOSIUK	BLR	16.17	15.75			31.92	
12	11	WESTERMAYER / HOFER	AUT	16.00	15.58			31.58	
13	30	DINDOFFEROVA / MICK	SVK	16.00	15.33			31.33	
14	32	MARTINEZ / ESPERON	ESP	15.70	14.92			30.62	



Results

Rank	Bib	Name	NOC Code	Mark 1	Mark 2	Mark 3	Mark 4	Dance Total	Remark
1	18	KOEHLER / FERRUGGIA	GER	19.08	19.08			38.17	
2	29	KULIKOVA / ZHARKOV	RUS	18.92	18.50			37.42	
3	25	ZUKAUSKAITE / SODEIKA	LTU	18.67	18.08			36.75	
4	21	PACINI / GALUPPO	ITA	17.92	17.75			35.67	
5	27	MOZDZONEK / BRZOZOWSKI	POL	17.17	16.50			33.67	
6	19	PALI / LASZLO	HUN	16.67	16.92			33.58	
7	24	ANCANE / LINIS	LAT	17.08	16.33			33.42	
8	28	LUCACIU / REDNIC	ROU	16.42	16.42			32.83	
9	23	LAPTIYEVA / KRAVCHENKO	KAZ	16.75	15.92			32.67	
10	14	LIANG / SHEN	CHN	16.33	16.08			32.42	
11	12	TUDVASEVA / SAMOSIUK	BLR	16.00	15.83			31.83	
12	30	DINDOFFEROVA / MICK	SVK	15.80	15.25			31.05	
13	11	WESTERMAYER / HOFER	AUT	15.60	15.33			30.93	
14	32	MARTINEZ / ESPERON	ESP	15.60	15.08			30.68	




Redance Ranking

As of FRI 28 JUL 2017

Rank	Name	NOC Code	Walz	Tango	Viennese Waltz	Slow Foxtrot	Quickstep	Remark
	WESTERMAYER / HOFER	AUT	19	14	19	12	15	Q
	TUDVASEVA / SAMOSIUK	BLR	13	16	17	13	12	Q
	DINDOFFEROVA / MICK	SVK	15	10	15	9	11	Q
	MARTINEZ / ESPERON	ESP	12	13	12	18	18	Q
15	ORB / LUKK	EST	11	20	14	15	14	
16	REED / WILLIAMSON	USA	18	17	18	16	15	
17	ZAMECNIKOVA / DRHA	CZE	16	19	13	19	17	
18	SKRGIC-DE FONSEKA / BARDEN	AUS	17	17	20	21	19	
19	YAMAMOTO / YAMAMOTO	JPN	21	15	21	17	21	
20	GUMENIUC / KUSNIR	MDA	22	20	22	20	22	
21	ARBOLEDA / CHRISTOPHER	ECU	24	24	23	24	24	
22	THIBAudeau / ZAHARIA	CAN	23	23	24	22	23	
23-24	DRIKER / FRANCESCO	ISR	8	9	11	14	13	
23-24	HONG / DONGSOO	KOR	20	22	16	23	20	

Legend:

Q Qualified

Timing and Results provided by  **TISSOT**



Results

Rank	Bib	Name	NOC Code	Mark 1	Mark 2	Mark 3	Mark 4	Dance Total	Remark
1	30	DINDOFFEROVA / MICK	SVK	16.00	15.30			31.30	
2	12	TUDVASEVA / SAMOSIUK	BLR	15.30	15.67			30.97	
3	32	MARTINEZ / ESPERON	ESP	15.80	15.08			30.88	
4	17	ORB / LUKK	EST	15.50	15.25			30.75	
5	11	WESTERMAYER / HOFER	AUT	15.17	15.33			30.50	
6	33	REED / WILLIAMSON	USA	15.10	15.08			30.18	
7	10	SKRGIC-DE FONSEKA / BARDEN	AUS	15.25	14.33			29.58	
8	15	ZAMECNIKOVA / DRHA	CZE	14.50	14.75			29.25	
9	22	YAMAMOTO / YAMAMOTO	JPN	13.00	14.75			27.75	
10	26	GUMENIUC / KUSNIR	MDA	12.75	14.67			27.42	
11	13	THIBAudeau / ZAHARIA	CAN	12.60	14.00			26.60	
11	16	ARBOLEDA / CHRISTOPHER	ECU	13.50	13.10			26.60	
13	20	DRIKER / FRANCESCO	ISR	0.50	0.50			1.00	
13	31	HONG / DONGSOO	KOR	0.50	0.50			1.00	



Results

Rank	Bib	Name	NOC Code	Mark 1	Mark 2	Mark 3	Mark 4	Dance Total	Remark
1	11	WESTERMAYER / HOFER	AUT	15.00	15.60			30.60	
2	12	TUDVASEVA / SAMOSIUK	BLR	14.75	15.83			30.58	
3	30	DINDOFFEROVA / MICK	SVK	15.33	15.20			30.53	
4	17	ORB / LUKK	EST	15.00	15.50			30.50	
5	15	ZAMECNIKOVA / DRHA	CZE	14.75	15.70			30.45	
6	33	REED / WILLIAMSON	USA	15.33	15.00			30.33	
7	32	MARTINEZ / ESPERON	ESP	15.00	15.25			30.25	
8	22	YAMAMOTO / YAMAMOTO	JPN	14.75	15.40			30.15	
9	10	SKRGIC-DE FONSEKA / BARDEN	AUS	15.17	14.17			29.33	
10	26	GUMENIUC / KUSNIR	MDA	14.10	15.08			29.18	
11	16	ARBOLEDA / CHRISTOPHER	ECU	13.25	13.30			26.55	
12	13	THIBAudeau / ZAHARIA	CAN	12.63	13.25			25.88	
13	20	DRIKER / FRANCESCO	ISR	0.50	0.50			1.00	
13	31	HONG / DONGSOO	KOR	0.50	0.50			1.00	



Results

Rank	Bib	Name	NOC Code	Mark 1	Mark 2	Mark 3	Mark 4	Dance Total	Remark
1	12	TUDVASEVA / SAMOSIUK	BLR	15.00	15.67			30.67	
2	11	WESTERMAYER / HOFER	AUT	15.25	15.25			30.50	
3	32	MARTINEZ / ESPERON	ESP	15.50	14.90			30.40	
4	17	ORB / LUKK	EST	14.70	15.42			30.12	
5	22	YAMAMOTO / YAMAMOTO	JPN	14.60	15.50			30.10	
6	15	ZAMECNIKOVA / DRHA	CZE	14.58	15.50			30.08	
6	33	REED / WILLIAMSON	USA	15.08	15.00			30.08	
8	30	DINDOFFEROVA / MICK	SVK	14.83	15.10			29.93	
9	10	SKRGIC-DE FONSEKA / BARDEN	AUS	15.00	14.75			29.75	
10	26	GUMENIUC / KUSNIR	MDA	14.10	15.20			29.30	
11	16	ARBOLEDA / CHRISTOPHER	ECU	13.25	13.10			26.35	
12	13	THIBAudeau / ZAHARIA	CAN	11.70	14.00			25.70	
13	20	DRIKER / FRANCESCO	ISR	0.50	0.58			1.08	
13	31	HONG / DONGSOO	KOR	0.50	0.58			1.08	



Results

Rank	Bib	Name	NOC Code	Mark 1	Mark 2	Mark 3	Mark 4	Dance Total	Remark
1	32	MARTINEZ / ESPERON	ESP	15.88	15.40			31.28	
2	17	ORB / LUKK	EST	15.08	15.67			30.75	
3	22	YAMAMOTO / YAMAMOTO	JPN	15.30	15.40			30.70	
4	12	TUDVASEVA / SAMOSIUK	BLR	14.92	15.75			30.67	
5	33	REED / WILLIAMSON	USA	15.25	15.17			30.42	
6	30	DINDOFFEROVA / MICK	SVK	15.33	15.00			30.33	
7	11	WESTERMAYER / HOFER	AUT	14.70	15.33			30.03	
8	10	SKRGIC-DE FONSEKA / BARDEN	AUS	15.17	14.80			29.97	
9	15	ZAMECNIKOVA / DRHA	CZE	14.00	15.33			29.33	
10	26	GUMENIUC / KUSNIR	MDA	14.00	14.80			28.80	
11	13	THIBAudeau / ZAHARIA	CAN	12.25	14.00			26.25	
12	16	ARBOLEDA / CHRISTOPHER	ECU	13.00	13.00			26.00	
13	20	DRIKER / FRANCESCO	ISR	0.50	0.50			1.00	
13	31	HONG / DONGSOO	KOR	0.50	0.50			1.00	



Results

Rank	Bib	Name	NOC Code	Mark 1	Mark 2	Mark 3	Mark 4	Dance Total	Remark
1	12	TUDVASEVA / SAMOSIUK	BLR	15.08	16.00			31.08	
2	30	DINDOFFEROVA / MICK	SVK	15.17	15.08			30.25	
3	11	WESTERMAYER / HOFER	AUT	14.92	15.25			30.17	
4	33	REED / WILLIAMSON	USA	15.08	14.92			30.00	
5	15	ZAMECNIKOVA / DRHA	CZE	14.50	15.33			29.83	
6	17	ORB / LUKK	EST	14.80	14.88			29.68	
7	32	MARTINEZ / ESPERON	ESP	14.60	15.00			29.60	
8	10	SKRGIC-DE FONSEKA / BARDEN	AUS	14.83	14.75			29.58	
9	26	GUMENIUC / KUSNIR	MDA	14.42	14.83			29.25	
10	22	YAMAMOTO / YAMAMOTO	JPN	14.70	14.40			29.10	
11	16	ARBOLEDA / CHRISTOPHER	ECU	13.13	13.00			26.13	
12	13	THIBAudeau / ZAHARIA	CAN	12.67	13.13			25.79	
13	20	DRIKER / FRANCESCO	ISR	0.50	0.50			1.00	
13	31	HONG / DONGSOO	KOR	0.50	0.50			1.00	




First Round Ranking

As of FRI 28 JUL 2017

Rank	Name	NOC Code	Walz	Tango	Viennese Waltz	Slow Foxtrot	Quickstep	Remark
	LIANG / SHEN	CHN	10	11	10	11	8	Q
	KOEHLER / FERRUGGIA	GER	1	1	1	1	1	Q
	PALI / LASZLO	HUN	5	6	8	6	5	Q
	PACINI / GALUPPO	ITA	4	4	3	4	4	Q
	LAPTIYEVA / KRAVCHENKO	KAZ	8	8	6	8	9	Q
	ANCANE / LINIS	LAT	7	7	5	7	7	Q
	ZUKAUSKAITE / SODEIKA	LTU	3	3	4	3	3	Q
	MOZDZONEK / BRZOZOWSKI	POL	6	5	9	5	6	Q
	LUCACIU / REDNIC	ROU	14	12	7	10	10	Q
	KULIKOVA / ZHARKOV	RUS	2	2	2	2	2	Q
	SKRGIC-DE FONSEKA / BARDEN	AUS	17	17	20	21	19	R
	WESTERMAYER / HOFER	AUT	19	14	19	12	15	R
	TUDVASEVA / SAMOSIUK	BLR	13	16	17	13	12	R
	THIBAudeau / ZAHARIA	CAN	23	23	24	22	23	R
	ZAMECNIKOVA / DRHA	CZE	16	19	13	19	17	R
	ARBOLEDA / CHRISTOPHER	ECU	24	24	23	24	24	R
	ORB / LUKK	EST	11	20	14	15	14	R
	DRIKER / FRANCESCO	ISR	8	9	11	14	13	R
	YAMAMOTO / YAMAMOTO	JPN	21	15	21	17	21	R
	GUMENIUC / KUSNIR	MDA	22	20	22	20	22	R
	DINDOFFEROVA / MICK	SVK	15	10	15	9	11	R
	HONG / DONGSOO	KOR	20	22	16	23	20	R
	MARTINEZ / ESPERON	ESP	12	13	12	18	18	R
	REED / WILLIAMSON	USA	18	17	18	16	15	R

Legend:

Q Qualified R Redance

Timing and Results provided by  **TISSOT**



Results

Rank	Bib	Name	NOC Code	Mark 1	Mark 2	Mark 3	Mark 4	Dance Total	Remark
1	18	KOEHLER / FERRUGGIA	GER	19.00	18.42			37.42	
2	29	KULIKOVA / ZHARKOV	RUS	18.83	18.42			37.25	
3	25	ZUKAUSKAITE / SODEIKA	LTU	18.33	17.75			36.08	
4	21	PACINI / GALUPPO	ITA	18.10	17.58			35.68	
5	19	PALI / LASZLO	HUN	16.60	16.67			33.27	
6	27	MOZDZONEK / BRZOZOWSKI	POL	16.17	17.00			33.17	
7	24	ANCANE / LINIS	LAT	16.80	16.25			33.05	
8	20	DRIKER / FRANCESCO	ISR	15.83	16.42			32.25	
8	23	LAPTIYEVA / KRAVCHENKO	KAZ	15.67	16.58			32.25	
10	14	LIANG / SHEN	CHN	16.60	15.42			32.02	
11	17	ORB / LUKK	EST	15.40	16.50			31.90	
12	32	MARTINEZ / ESPERON	ESP	15.50	16.17			31.67	
13	12	TUDVASEVA / SAMOSIUK	BLR	15.60	16.00			31.60	
14	28	LUCACIU / REDNIC	ROU	15.50	15.83			31.33	
15	30	DINDOFFEROVA / MICK	SVK	15.50	15.75			31.25	
16	15	ZAMECNIKOVA / DRHA	CZE	15.70	15.25			30.95	
17	10	SKRGIC-DE FONSEKA / BARDEN	AUS	15.40	15.50			30.90	
18	33	REED / WILLIAMSON	USA	15.10	15.58			30.68	
19	11	WESTERMAYER / HOFER	AUT	14.83	15.70			30.53	
20	31	HONG / DONGSOO	KOR	14.50	15.40			29.90	
21	22	YAMAMOTO / YAMAMOTO	JPN	15.00	14.70			29.70	
22	26	GUMENIUC / KUSNIR	MDA	13.50	15.25			28.75	
23	13	THIBAudeau / ZAHARIA	CAN	12.38	14.40			26.78	
24	16	ARBOLEDA / CHRISTOPHER	ECU	12.88	13.75			26.63	



Results

Rank	Bib	Name	NOC Code	Mark 1	Mark 2	Mark 3	Mark 4	Dance Total	Remark
1	18	KOEHLER / FERRUGGIA	GER	19.08	18.75			37.83	
2	29	KULIKOVA / ZHARKOV	RUS	18.83	18.17			37.00	
3	25	ZUKAUSKAITE / SODEIKA	LTU	18.42	17.67			36.08	
4	21	PACINI / GALUPPO	ITA	18.10	17.67			35.77	
5	27	MOZDZONEK / BRZOZOWSKI	POL	16.50	17.00			33.50	
6	19	PALI / LASZLO	HUN	17.08	16.33			33.42	
7	24	ANCANE / LINIS	LAT	16.60	16.25			32.85	
8	23	LAPTIYEVA / KRAVCHENKO	KAZ	15.92	16.67			32.58	
9	20	DRIKER / FRANCESCO	ISR	15.92	16.00			31.92	
10	30	DINDOFFEROVA / MICK	SVK	16.30	15.42			31.72	
11	14	LIANG / SHEN	CHN	16.67	15.00			31.67	
12	28	LUCACIU / REDNIC	ROU	15.67	15.83			31.50	
13	32	MARTINEZ / ESPERON	ESP	15.25	15.75			31.00	
14	11	WESTERMAYER / HOFER	AUT	15.08	15.70			30.78	
15	22	YAMAMOTO / YAMAMOTO	JPN	15.63	14.92			30.54	
16	12	TUDVASEVA / SAMOSIUK	BLR	15.33	15.00			30.33	
17	33	REED / WILLIAMSON	USA	15.00	15.08			30.08	
17	10	SKRGIC-DE FONSEKA / BARDEN	AUS	14.75	15.33			30.08	
19	15	ZAMECNIKOVA / DRHA	CZE	15.58	14.20			29.78	
20	26	GUMENIUC / KUSNIR	MDA	14.10	15.40			29.50	
20	17	ORB / LUKK	EST	14.50	15.00			29.50	
22	31	HONG / DONGSOO	KOR	14.75	14.67			29.42	
23	13	THIBAudeau / ZAHARIA	CAN	12.17	15.25			27.42	
24	16	ARBOLEDA / CHRISTOPHER	ECU	13.00	14.40			27.40	



Results

Rank	Bib	Name	NOC Code	Mark 1	Mark 2	Mark 3	Mark 4	Dance Total	Remark
1	18	KOEHLER / FERRUGGIA	GER	19.00	18.67			37.67	
2	29	KULIKOVA / ZHARKOV	RUS	18.67	18.25			36.92	
3	21	PACINI / GALUPPO	ITA	18.17	17.50			35.67	
4	25	ZUKAUSKAITE / SODEIKA	LTU	18.67	16.90			35.57	
5	24	ANCANE / LINIS	LAT	16.92	16.67			33.58	
6	23	LAPTIYEVA / KRAVCHENKO	KAZ	16.00	16.92			32.92	
7	28	LUCACIU / REDNIC	ROU	16.33	16.30			32.63	
8	19	PALI / LASZLO	HUN	16.33	16.25			32.58	
9	27	MOZDZONEK / BRZOWSKI	POL	16.08	16.10			32.18	
10	14	LIANG / SHEN	CHN	16.80	15.00			31.80	
11	20	DRIKER / FRANCESCO	ISR	15.83	15.50			31.33	
12	32	MARTINEZ / ESPERON	ESP	15.50	15.67			31.17	
13	15	ZAMECNIKOVA / DRHA	CZE	15.25	15.58			30.83	
14	17	ORB / LUKK	EST	15.00	15.75			30.75	
15	30	DINDOFFEROVA / MICK	SVK	15.30	15.33			30.63	
16	31	HONG / DONGSOO	KOR	15.25	15.10			30.35	
17	12	TUDVASEVA / SAMOSIUK	BLR	15.25	15.00			30.25	
18	33	REED / WILLIAMSON	USA	14.75	15.42			30.17	
19	11	WESTERMAYER / HOFER	AUT	15.10	14.80			29.90	
20	10	SKRGIC-DE FONSEKA / BARDEN	AUS	14.33	15.17			29.50	
21	22	YAMAMOTO / YAMAMOTO	JPN	15.13	14.33			29.46	
22	26	GUMENIUC / KUSNIR	MDA	13.58	15.17			28.75	
23	16	ARBOLEDA / CHRISTOPHER	ECU	13.13	14.75			27.88	
24	13	THIBAudeau / ZAHARIA	CAN	12.83	14.00			26.83	



Results

Rank	Bib	Name	NOC Code	Mark 1	Mark 2	Mark 3	Mark 4	Dance Total	Remark
1	18	KOEHLER / FERRUGGIA	GER	18.92	18.50			37.42	
2	29	KULIKOVA / ZHARKOV	RUS	18.75	18.50			37.25	
3	25	ZUKAUSKAITE / SODEIKA	LTU	18.75	17.58			36.33	
4	21	PACINI / GALUPPO	ITA	18.08	17.50			35.58	
5	27	MOZDZONEK / BRZOZOWSKI	POL	16.67	16.67			33.33	
6	19	PALI / LASZLO	HUN	16.83	16.20			33.03	
7	24	ANCANE / LINIS	LAT	16.58	16.10			32.68	
8	23	LAPTIYEVA / KRAVCHENKO	KAZ	16.08	16.42			32.50	
9	30	DINDOFFEROVA / MICK	SVK	16.10	16.25			32.35	
10	28	LUCACIU / REDNIC	ROU	16.50	15.83			32.33	
11	14	LIANG / SHEN	CHN	16.60	15.67			32.27	
12	11	WESTERMAYER / HOFER	AUT	15.75	16.10			31.85	
13	12	TUDVASEVA / SAMOSIUK	BLR	15.83	16.00			31.83	
14	20	DRIKER / FRANCESCO	ISR	15.83	15.92			31.75	
15	17	ORB / LUKK	EST	15.70	15.83			31.53	
16	33	REED / WILLIAMSON	USA	15.30	15.92			31.22	
17	22	YAMAMOTO / YAMAMOTO	JPN	15.13	15.83			30.96	
18	32	MARTINEZ / ESPERON	ESP	14.75	16.17			30.92	
19	15	ZAMECNIKOVA / DRHA	CZE	15.25	15.08			30.33	
20	26	GUMENIUC / KUSNIR	MDA	14.42	15.50			29.92	
21	10	SKRGIC-DE FONSEKA / BARDEN	AUS	14.58	15.25			29.83	
22	13	THIBAudeau / ZAHARIA	CAN	13.17	15.63			28.79	
23	31	HONG / DONGSOO	KOR	13.92	14.75			28.67	
24	16	ARBOLEDA / CHRISTOPHER	ECU	13.25	13.00			26.25	



Results

Rank	Bib	Name	NOC Code	Mark 1	Mark 2	Mark 3	Mark 4	Dance Total	Remark
1	18	KOEHLER / FERRUGGIA	GER	19.25	18.75			38.00	
2	29	KULIKOVA / ZHARKOV	RUS	18.83	18.25			37.08	
3	25	ZUKAUSKAITE / SODEIKA	LTU	18.50	18.00			36.50	
4	21	PACINI / GALUPPO	ITA	17.92	17.50			35.42	
5	19	PALI / LASZLO	HUN	17.00	16.42			33.42	
6	27	MOZDZONEK / BRZOZOWSKI	POL	16.58	16.40			32.98	
7	24	ANCANE / LINIS	LAT	16.83	15.92			32.75	
8	14	LIANG / SHEN	CHN	16.70	15.80			32.50	
9	23	LAPTIYEVA / KRAVCHENKO	KAZ	15.75	16.25			32.00	
10	28	LUCACIU / REDNIC	ROU	16.42	15.40			31.82	
11	30	DINDOFFEROVA / MICK	SVK	16.00	15.67			31.67	
12	12	TUDVASEVA / SAMOSIUK	BLR	16.08	15.25			31.33	
13	20	DRIKER / FRANCESCO	ISR	15.58	15.50			31.08	
14	17	ORB / LUKK	EST	14.60	16.25			30.85	
15	11	WESTERMAYER / HOFER	AUT	15.17	15.67			30.83	
15	33	REED / WILLIAMSON	USA	15.00	15.83			30.83	
17	15	ZAMECNIKOVA / DRHA	CZE	15.38	15.17			30.54	
18	32	MARTINEZ / ESPERON	ESP	14.83	15.50			30.33	
19	10	SKRGIC-DE FONSEKA / BARDEN	AUS	15.25	14.90			30.15	
20	31	HONG / DONGSOO	KOR	15.10	14.67			29.77	
21	22	YAMAMOTO / YAMAMOTO	JPN	13.75	15.80			29.55	
22	26	GUMENIUC / KUSNIR	MDA	13.92	15.60			29.52	
23	13	THIBAudeau / ZAHARIA	CAN	11.70	14.30			26.00	
24	16	ARBOLEDA / CHRISTOPHER	ECU	11.67	14.30			25.97	

RESULTS BOOK



Dancesport Latin



THE WORLD GAMES
WROCLAW 2017

T+TISSOT



Medallists

As of SAT 29 JUL 2017

Medal	NOC	Name
GOLD	MDA - Republic of Moldova	GOFFREDO Gabriele MATUS Anna
SILVER	RUS - Russian Federation	GUDYNO Svetlana TSATURYAN Armen
BRONZE	FRA - France	SALIKHOVA Elena SCHMITT Charles-Guillaume



Final Ranking

As of SAT 29 JUL 2017

Rank	Name	NOC Code	Samba	Cha Cha Cha	Rumba	Paso Doble	Jive	Remark
1	MATUS / GOFFREDO	MDA	1	1	1	1	1	
2	GUDYNO / TSATURYAN	RUS	2	2	2	2	2	
3	SALIKHOVA / SCHMITT	FRA	3	3	3	3	3	
4	VARADI / SILVESTRI	HUN	4	4	4	4	4	
5	CARNE / PASCUAL	ESP	5	5	5	5	8	
6	TATAR / MOLDOVAN	ROU	8	6	6	6	5	



Results

Rank	Bib	Name	NOC Code	Mark 1	Mark 2	Mark 3	Mark 4	Dance Total	Remark
1	56	MATUS / GOFFREDO	MDA	9.79	9.54	9.83	9.54	38.71	
2	49	SALIKHOVA / SCHMITT	FRA	9.29	9.33	9.21	9.33	37.17	
3	61	GUDYNO / TSATURYAN	RUS	9.17	9.42	9.13	9.33	37.04	
4	50	VARADI / SILVESTRI	HUN	8.71	9.13	8.83	9.08	35.75	
5	64	CARNE / PASCUAL	ESP	8.42	8.79	8.50	8.92	34.63	
6	60	TATAR / MOLDOVAN	ROU	8.46	8.55	8.38	8.58	33.97	



Results

Rank	Bib	Name	NOC Code	Mark 1	Mark 2	Mark 3	Mark 4	Dance Total	Remark
1	56	MATUS / GOFFREDO	MDA	19.67	19.08			38.75	
2	61	GUDYNO / TSATURYAN	RUS	18.92	18.92			37.83	
3	49	SALIKHOVA / SCHMITT	FRA	18.42	18.50			36.92	
4	50	VARADI / SILVESTRI	HUN	17.58	18.08			35.67	
5	64	CARNE / PASCUAL	ESP	17.00	17.75			34.75	
6	60	TATAR / MOLDOVAN	ROU	16.92	17.75			34.67	



Results

Rank	Bib	Name	NOC Code	Mark 1	Mark 2	Mark 3	Mark 4	Dance Total	Remark
1	56	MATUS / GOFFREDO	MDA	19.58	19.00			38.58	
2	61	GUDYNO / TSATURYAN	RUS	18.67	19.00			37.67	
3	49	SALIKHOVA / SCHMITT	FRA	18.58	18.75			37.33	
4	50	VARADI / SILVESTRI	HUN	17.50	18.17			35.67	
5	64	CARNE / PASCUAL	ESP	16.92	17.58			34.50	
6	60	TATAR / MOLDOVAN	ROU	17.08	17.33			34.42	



Results

Rank	Bib	Name	NOC Code	Mark 1	Mark 2	Mark 3	Mark 4	Dance Total	Remark
1	56	MATUS / GOFFREDO	MDA	19.67	19.08			38.75	
2	61	GUDYNO / TSATURYAN	RUS	18.83	18.92			37.75	
3	49	SALIKHOVA / SCHMITT	FRA	18.75	18.75			37.50	
4	50	VARADI / SILVESTRI	HUN	17.42	18.17			35.58	
5	60	TATAR / MOLDOVAN	ROU	16.83	17.50			34.33	
6	64	CARNE / PASCUAL	ESP	16.83	17.33			34.17	



Results

Rank	Bib	Name	NOC Code	Mark 1	Mark 2	Mark 3	Mark 4	Dance Total	Remark
1	56	MATUS / GOFFREDO	MDA	9.79	9.50	9.75	9.54	38.58	
2	61	GUDYNO / TSATURYAN	RUS	9.29	9.54	9.33	9.63	37.79	
3	49	SALIKHOVA / SCHMITT	FRA	9.21	9.46	9.29	9.33	37.29	
4	50	VARADI / SILVESTRI	HUN	8.79	9.17	8.71	9.08	35.75	
5	60	TATAR / MOLDOVAN	ROU	8.46	8.83	8.46	8.88	34.62	
6	64	CARNE / PASCUAL	ESP	8.42	8.83	8.38	8.83	34.46	




Semifinals Ranking

As of SAT 29 JUL 2017

Rank	Name	NOC Code	Samba	Cha Cha Cha	Rumba	Paso Doble	Jive	Remark
	SALIKHOVA / SCHMITT	FRA	3	3	3	3	3	Q
	VARADI / SILVESTRI	HUN	4	4	4	4	4	Q
	MATUS / GOFFREDO	MDA	1	1	1	1	1	Q
	TATAR / MOLDOVAN	ROU	8	6	6	6	5	Q
	GUDYNO / TSATURYAN	RUS	2	2	2	2	2	Q
	CARNE / PASCUAL	ESP	5	5	5	5	8	Q
7	BENEDETTI / LAZZARINI	ITA	9	9	9	9	6	
8	SORENSEN / ROHDE	DEN	11	8	8	7	9	
9	ZHUANG / HOU	CHN	7	7	7	8	7	
10	LIBMAN / SUVOROV	ISR	6	10	11	11	10	
11	KLUPSAITE / VENCKUS	LTU	10	11	10	10	11	
12	FERRAO / MADEIRA	POR	15	15	14	16	14	
13	KOGADEI / KIBKALO	KGZ	14	14	16	14	16	
14	KARASKOVA / GAL	CZE	12	13	12	12	12	

Legend:

Q Qualified

Timing and Results provided by  **TISSOT**



Results

Rank	Bib	Name	NOC Code	Mark 1	Mark 2	Mark 3	Mark 4	Dance Total	Remark
1	56	MATUS / GOFFREDO	MDA	19.25	18.67			37.92	
2	61	GUDYNO / TSATURYAN	RUS	18.42	18.33			36.75	
3	49	SALIKHOVA / SCHMITT	FRA	18.50	18.08			36.58	
4	50	VARADI / SILVESTRI	HUN	17.67	17.58			35.25	
5	46	ZHUANG / HOU	CHN	17.88	16.58			34.46	
6	64	CARNE / PASCUAL	ESP	17.08	16.67			33.75	
7	52	BENEDETTI / LAZZARINI	ITA	16.67	16.92			33.58	
8	60	TATAR / MOLDOVAN	ROU	16.58	16.90			33.48	
9	48	SORENSEN / ROHDE	DEN	16.67	16.67			33.33	
10	51	LIBMAN / SUVOROV	ISR	16.42	16.50			32.92	
11	55	KLUPSAITE / VENCKUS	LTU	15.83	16.00			31.83	
12	59	FERRAO / MADEIRA	POR	15.25	15.50			30.75	
13	47	KARASKOVA / GAL	CZE	14.92	15.50			30.42	
14	54	KOGADEI / KIBKALO	KGZ	15.25	15.08			30.33	



Results

Rank	Bib	Name	NOC Code	Mark 1	Mark 2	Mark 3	Mark 4	Dance Total	Remark
1	56	MATUS / GOFFREDO	MDA	19.17	18.42			37.58	
2	61	GUDYNO / TSATURYAN	RUS	18.75	18.50			37.25	
3	49	SALIKHOVA / SCHMITT	FRA	18.50	17.92			36.42	
4	50	VARADI / SILVESTRI	HUN	18.00	17.58			35.58	
5	64	CARNE / PASCUAL	ESP	17.25	17.30			34.55	
6	48	SORENSEN / ROHDE	DEN	16.83	17.00			33.83	
7	52	BENEDETTI / LAZZARINI	ITA	16.58	17.17			33.75	
8	60	TATAR / MOLDOVAN	ROU	16.92	16.80			33.72	
9	46	ZHUANG / HOU	CHN	17.63	15.40			33.03	
10	51	LIBMAN / SUVOROV	ISR	16.17	16.40			32.57	
11	55	KLUPSAITE / VENCKUS	LTU	15.42	16.00			31.42	
12	59	FERRAO / MADEIRA	POR	15.08	15.60			30.68	
13	54	KOGADEI / KIBKALO	KGZ	15.33	15.08			30.42	
14	47	KARASKOVA / GAL	CZE	14.70	15.25			29.95	



Results

Rank	Bib	Name	NOC Code	Mark 1	Mark 2	Mark 3	Mark 4	Dance Total	Remark
1	56	MATUS / GOFFREDO	MDA	19.25	18.58			37.83	
2	61	GUDYNO / TSATURYAN	RUS	18.58	18.33			36.92	
3	49	SALIKHOVA / SCHMITT	FRA	18.58	18.00			36.58	
4	50	VARADI / SILVESTRI	HUN	17.58	17.92			35.50	
5	60	TATAR / MOLDOVAN	ROU	16.75	17.33			34.08	
5	64	CARNE / PASCUAL	ESP	17.08	17.00			34.08	
7	52	BENEDETTI / LAZZARINI	ITA	17.00	16.92			33.92	
8	48	SORENSEN / ROHDE	DEN	16.75	16.58			33.33	
9	46	ZHUANG / HOU	CHN	17.88	15.40			33.28	
10	51	LIBMAN / SUVOROV	ISR	16.25	16.58			32.83	
11	55	KLUPSAITE / VENCKUS	LTU	15.33	15.90			31.23	
12	59	FERRAO / MADEIRA	POR	15.42	15.33			30.75	
13	54	KOGADEI / KIBKALO	KGZ	15.25	15.25			30.50	
14	47	KARASKOVA / GAL	CZE	15.10	15.33			30.43	



Results

Rank	Bib	Name	NOC Code	Mark 1	Mark 2	Mark 3	Mark 4	Dance Total	Remark
1	56	MATUS / GOFFREDO	MDA	19.33	19.00			38.33	
2	61	GUDYNO / TSATURYAN	RUS	18.58	18.50			37.08	
3	49	SALIKHOVA / SCHMITT	FRA	18.50	18.33			36.83	
4	50	VARADI / SILVESTRI	HUN	17.67	17.50			35.17	
5	60	TATAR / MOLDOVAN	ROU	17.10	16.92			34.02	
6	52	BENEDETTI / LAZZARINI	ITA	16.92	17.00			33.92	
7	64	CARNE / PASCUAL	ESP	17.00	16.75			33.75	
8	48	SORENSEN / ROHDE	DEN	16.67	16.50			33.17	
9	46	ZHUANG / HOU	CHN	17.63	15.40			33.03	
10	51	LIBMAN / SUVOROV	ISR	16.08	16.40			32.48	
11	55	KLUPSAITE / VENCKUS	LTU	15.67	15.90			31.57	
12	59	FERRAO / MADEIRA	POR	15.33	15.70			31.03	
13	47	KARASKOVA / GAL	CZE	15.25	15.33			30.58	
13	54	KOGADEI / KIBKALO	KGZ	15.33	15.25			30.58	



Results

Rank	Bib	Name	NOC Code	Mark 1	Mark 2	Mark 3	Mark 4	Dance Total	Remark
1	56	MATUS / GOFFREDO	MDA	19.00	18.92			37.92	
2	49	SALIKHOVA / SCHMITT	FRA	18.58	18.08			36.67	
3	61	GUDYNO / TSATURYAN	RUS	18.17	18.42			36.58	
4	50	VARADI / SILVESTRI	HUN	17.58	17.67			35.25	
5	60	TATAR / MOLDOVAN	ROU	17.10	16.60			33.70	
6	52	BENEDETTI / LAZZARINI	ITA	16.83	16.83			33.67	
7	64	CARNE / PASCUAL	ESP	16.80	16.67			33.47	
8	48	SORENSEN / ROHDE	DEN	16.40	16.83			33.23	
9	46	ZHUANG / HOU	CHN	17.00	15.20			32.20	
10	51	LIBMAN / SUVOROV	ISR	16.00	16.00			32.00	
11	55	KLUPSAITE / VENCKUS	LTU	15.67	15.67			31.33	
12	59	FERRAO / MADEIRA	POR	15.42	15.17			30.58	
13	47	KARASKOVA / GAL	CZE	15.42	14.92			30.33	
14	54	KOGADEI / KIBKALO	KGZ	15.00	15.08			30.08	




Redance Ranking

As of SAT 29 JUL 2017

Rank	Name	NOC Code	Samba	Cha Cha Cha	Rumba	Paso Doble	Jive	Remark
	KARASKOVA / GAL	CZE	12	13	12	12	12	Q
	KOGADEI / KIBKALO	KGZ	14	14	16	14	16	Q
	KLUPSAITE / VENCKUS	LTU	10	11	10	10	11	Q
	FERRAO / MADEIRA	POR	15	15	14	16	14	Q
15	WALACHOWSKA / LEWANDOWSKI	POL	13	12	13	12	13	
16	SKRGIC-DE FONSEKA / BARDEN	AUS	20	18	19	17	18	
17	SHIN / NAM	KOR	17	21	20	19	19	
18	LUKYANENKO / GERBEY	UKR	18	16	17	15	15	
19	KRNCANOVA / HEIN	SVK	16	17	15	18	17	
20	YOSHIKAWA / FUJII	JPN	19	20	18	20	20	
21	ZIMMERMAN / LEHMAN	USA	21	19	21	22	21	
22	ITTISOPHONPISARN / PROMNA	THA	22	22	22	21	22	
23	THIBAUDEAU / ZAHARIA	CAN	23	23	23	23	23	

Legend:

Q Qualified

Timing and Results provided by  **TISSOT**



Results

Rank	Bib	Name	NOC Code	Mark 1	Mark 2	Mark 3	Mark 4	Dance Total	Remark
1	55	KLUPSAITE / VENCKUS	LTU	16.30	16.17			32.47	
2	54	KOGADEI / KIBKALO	KGZ	15.20	15.67			30.87	
3	59	FERRAO / MADEIRA	POR	14.92	15.60			30.52	
4	47	KARASKOVA / GAL	CZE	14.60	15.50			30.10	
5	44	SKRGIC-DE FONSEKA / BARDEN	AUS	14.92	15.00			29.92	
6	66	LUKYANENKO / GERBEY	UKR	14.38	15.42			29.79	
7	62	KRNCANOVA / HEIN	SVK	14.17	15.50			29.67	
8	58	WALACHOWSKA / LEWANDOWSKI	POL	14.40	15.10			29.50	
9	53	YOSHIKAWA / FUJII	JPN	13.80	15.17			28.97	
10	63	SHIN / NAM	KOR	13.70	15.17			28.87	
11	67	ZIMMERMAN / LEHMAN	USA	13.50	14.33			27.83	
12	65	ITTISOPHONPISARN / PROMNA	THA	12.58	14.50			27.08	
13	45	THIBAudeau / ZAHARIA	CAN	13.00	13.58			26.58	



Results

Rank	Bib	Name	NOC Code	Mark 1	Mark 2	Mark 3	Mark 4	Dance Total	Remark
1	55	KLUPSAITE / VENCKUS	LTU	16.20	16.08			32.28	
2	58	WALACHOWSKA / LEWANDOWSKI	POL	14.70	16.17			30.87	
3	54	KOGADEI / KIBKALO	KGZ	15.17	15.67			30.83	
4	47	KARASKOVA / GAL	CZE	15.00	15.67			30.67	
5	59	FERRAO / MADEIRA	POR	14.92	15.67			30.58	
6	44	SKRGIC-DE FONSEKA / BARDEN	AUS	14.83	15.17			30.00	
7	66	LUKYANENKO / GERBEY	UKR	14.25	15.58			29.83	
8	63	SHIN / NAM	KOR	14.00	15.67			29.67	
9	53	YOSHIKAWA / FUJII	JPN	13.70	15.83			29.53	
10	62	KRNCANOVA / HEIN	SVK	13.83	15.60			29.43	
11	67	ZIMMERMAN / LEHMAN	USA	13.17	14.92			28.08	
12	65	ITTISOPHONPISARN / PROMNA	THA	12.70	14.75			27.45	
13	45	THIBAudeau / ZAHARIA	CAN	13.10	14.17			27.27	



Results

Rank	Bib	Name	NOC Code	Mark 1	Mark 2	Mark 3	Mark 4	Dance Total	Remark
1	55	KLUPSAITE / VENCKUS	LTU	16.00	16.08			32.08	
2	59	FERRAO / MADEIRA	POR	15.00	15.75			30.75	
3	58	WALACHOWSKA / LEWANDOWSKI	POL	14.90	15.80			30.70	
4	54	KOGADEI / KIBKALO	KGZ	14.75	15.83			30.58	
5	47	KARASKOVA / GAL	CZE	14.90	15.50			30.40	
6	63	SHIN / NAM	KOR	14.50	15.58			30.08	
7	44	SKRGIC-DE FONSEKA / BARDEN	AUS	14.58	15.33			29.92	
8	53	YOSHIKAWA / FUJII	JPN	14.00	15.67			29.67	
9	66	LUKYANENKO / GERBEY	UKR	13.60	15.75			29.35	
10	62	KRNCANOVA / HEIN	SVK	13.90	15.42			29.32	
11	67	ZIMMERMAN / LEHMAN	USA	13.30	14.67			27.97	
12	65	ITTISOPHONPISARN / PROMNA	THA	12.70	15.25			27.95	
13	45	THIBAudeau / ZAHARIA	CAN	13.10	14.17			27.27	



Results

Rank	Bib	Name	NOC Code	Mark 1	Mark 2	Mark 3	Mark 4	Dance Total	Remark
1	55	KLUPSAITE / VENCKUS	LTU	16.00	15.75			31.75	
2	59	FERRAO / MADEIRA	POR	15.75	15.42			31.17	
3	54	KOGADEI / KIBKALO	KGZ	15.00	15.83			30.83	
4	47	KARASKOVA / GAL	CZE	14.90	15.58			30.48	
5	58	WALACHOWSKA / LEWANDOWSKI	POL	14.50	15.50			30.00	
6	63	SHIN / NAM	KOR	14.50	15.33			29.83	
7	66	LUKYANENKO / GERBEY	UKR	14.13	15.58			29.71	
8	44	SKRGIC-DE FONSEKA / BARDEN	AUS	14.67	14.58			29.25	
9	53	YOSHIKAWA / FUJII	JPN	13.40	15.58			28.98	
10	62	KRNCANOVA / HEIN	SVK	13.58	15.33			28.92	
11	67	ZIMMERMAN / LEHMAN	USA	13.00	13.92			26.92	
12	65	ITTISOPHONPISARN / PROMNA	THA	12.00	14.75			26.75	
13	45	THIBAudeau / ZAHARIA	CAN	12.50	13.75			26.25	



Results

Rank	Bib	Name	NOC Code	Mark 1	Mark 2	Mark 3	Mark 4	Dance Total	Remark
1	55	KLUPSAITE / VENCKUS	LTU	15.80	16.00			31.80	
2	47	KARASKOVA / GAL	CZE	15.00	15.50			30.50	
3	59	FERRAO / MADEIRA	POR	15.20	15.10			30.30	
4	63	SHIN / NAM	KOR	14.33	15.83			30.17	
5	44	SKRGIC-DE FONSEKA / BARDEN	AUS	14.58	15.33			29.92	
6	54	KOGADEI / KIBKALO	KGZ	14.10	15.50			29.60	
7	58	WALACHOWSKA / LEWANDOWSKI	POL	14.40	15.13			29.53	
8	66	LUKYANENKO / GERBEY	UKR	13.60	15.42			29.02	
9	53	YOSHIKAWA / FUJII	JPN	13.30	15.25			28.55	
10	62	KRNCANOVA / HEIN	SVK	13.42	15.08			28.50	
11	65	ITTISOPHONPISARN / PROMNA	THA	12.30	15.00			27.30	
12	45	THIBAUDEAU / ZAHARIA	CAN	12.80	13.83			26.63	
13	67	ZIMMERMAN / LEHMAN	USA	12.25	14.17			26.42	




First Round Ranking

As of SAT 29 JUL 2017

Rank	Name	NOC Code	Samba	Cha Cha Cha	Rumba	Paso Doble	Jive	Remark
	ZHUANG / HOU	CHN	7	7	7	8	7	Q
	SORENSEN / ROHDE	DEN	11	8	8	7	9	Q
	SALIKHOVA / SCHMITT	FRA	3	3	3	3	3	Q
	VARADI / SILVESTRI	HUN	4	4	4	4	4	Q
	LIBMAN / SUVOROV	ISR	6	10	11	11	10	Q
	BENEDETTI / LAZZARINI	ITA	9	9	9	9	6	Q
	MATUS / GOFFREDO	MDA	1	1	1	1	1	Q
	TATAR / MOLDOVAN	ROU	8	6	6	6	5	Q
	GUDYNO / TSATURYAN	RUS	2	2	2	2	2	Q
	CARNE / PASCUAL	ESP	5	5	5	5	8	Q
	SKRGIC-DE FONSEKA / BARDEN	AUS	20	18	19	17	18	R
	THIBAudeau / ZAHARIA	CAN	23	23	23	23	23	R
	KARASKOVA / GAL	CZE	12	13	12	12	12	R
	YOSHIKAWA / FUJII	JPN	19	20	18	20	20	R
	KOGADEI / KIBKALO	KGZ	14	14	16	14	16	R
	KLUPSAITE / VENCKUS	LTU	10	11	10	10	11	R
	WALACHOWSKA / LEWANDOWSKI	POL	13	12	13	12	13	R
	FERRAO / MADEIRA	POR	15	15	14	16	14	R
	KRNCANOVA / HEIN	SVK	16	17	15	18	17	R
	SHIN / NAM	KOR	17	21	20	19	19	R
	ITTISOPHONPISARN / PROMNA	THA	22	22	22	21	22	R
	LUKYANENKO / GERBEY	UKR	18	16	17	15	15	R
	ZIMMERMAN / LEHMAN	USA	21	19	21	22	21	R
	MARDAL / ENGAN	NOR						

Legend:

Q Qualified R Redance

Timing and Results provided by  **TISSOT**



Results

Rank	Bib	Name	NOC Code	Mark 1	Mark 2	Mark 3	Mark 4	Dance Total	Remark
1	56	MATUS / GOFFREDO	MDA	18.92	18.67			37.58	
2	61	GUDYNO / TSATURYAN	RUS	18.90	17.92			36.82	
3	49	SALIKHOVA / SCHMITT	FRA	18.42	17.75			36.17	
4	50	VARADI / SILVESTRI	HUN	18.30	17.08			35.38	
5	64	CARNE / PASCUAL	ESP	17.70	16.75			34.45	
6	51	LIBMAN / SUVOROV	ISR	17.13	16.25			33.38	
7	46	ZHUANG / HOU	CHN	16.90	16.40			33.30	
8	60	TATAR / MOLDOVAN	ROU	16.80	16.33			33.13	
9	52	BENEDETTI / LAZZARINI	ITA	16.42	16.67			33.08	
10	55	KLUPSAITE / VENCKUS	LTU	16.50	16.40			32.90	
11	48	SORENSEN / ROHDE	DEN	16.33	15.83			32.17	
12	47	KARASKOVA / GAL	CZE	15.63	16.00			31.63	
13	58	WALACHOWSKA / LEWANDOWSKI	POL	15.58	15.90			31.48	
14	54	KOGADEI / KIBKALO	KGZ	15.50	15.83			31.33	
15	59	FERRAO / MADEIRA	POR	15.42	15.67			31.08	
16	62	KRNCANOVA / HEIN	SVK	15.00	15.90			30.90	
17	63	SHIN / NAM	KOR	14.75	15.90			30.65	
18	66	LUKYANENKO / GERBEY	UKR	15.80	14.83			30.63	
19	53	YOSHIKAWA / FUJII	JPN	14.88	15.20			30.08	
20	44	SKRGIC-DE FONSEKA / BARDEN	AUS	14.58	15.10			29.68	
21	67	ZIMMERMAN / LEHMAN	USA	13.75	14.42			28.17	
22	65	ITTISOPHONPISARN / PROMNA	THA	13.00	14.83			27.83	
23	45	THIBAudeau / ZAHARIA	CAN	12.90	14.42			27.32	
DNS	57	MARDAL / ENGAN	NOR						



Results

Rank	Bib	Name	NOC Code	Mark 1	Mark 2	Mark 3	Mark 4	Dance Total	Remark
1	56	MATUS / GOFFREDO	MDA	18.60	18.75			37.35	
2	61	GUDYNO / TSATURYAN	RUS	18.80	18.00			36.80	
3	49	SALIKHOVA / SCHMITT	FRA	18.17	17.90			36.07	
4	50	VARADI / SILVESTRI	HUN	18.08	17.42			35.50	
5	64	CARNE / PASCUAL	ESP	17.88	16.67			34.54	
6	60	TATAR / MOLDOVAN	ROU	17.33	16.92			34.25	
7	46	ZHUANG / HOU	CHN	17.20	16.92			34.12	
8	48	SORENSEN / ROHDE	DEN	17.17	16.83			34.00	
9	52	BENEDETTI / LAZZARINI	ITA	16.83	16.92			33.75	
10	51	LIBMAN / SUVOROV	ISR	16.50	16.58			33.08	
11	55	KLUPSAITE / VENCKUS	LTU	16.40	16.67			33.07	
12	58	WALACHOWSKA / LEWANDOWSKI	POL	16.50	16.38			32.88	
13	47	KARASKOVA / GAL	CZE	15.50	16.25			31.75	
14	54	KOGADEI / KIBKALO	KGZ	15.33	15.67			31.00	
15	59	FERRAO / MADEIRA	POR	15.00	15.92			30.92	
16	66	LUKYANENKO / GERBEY	UKR	15.30	14.92			30.22	
17	62	KRNCANOVA / HEIN	SVK	14.70	15.50			30.20	
18	44	SKRGIC-DE FONSEKA / BARDEN	AUS	14.75	14.92			29.67	
19	67	ZIMMERMAN / LEHMAN	USA	14.60	14.80			29.40	
20	53	YOSHIKAWA / FUJII	JPN	14.60	14.75			29.35	
21	63	SHIN / NAM	KOR	14.10	14.83			28.93	
22	65	ITTISOPHONPISARN / PROMNA	THA	13.10	14.40			27.50	
23	45	THIBAudeau / ZAHARIA	CAN	12.83	13.83			26.67	
DNS	57	MARDAL / ENGAN	NOR						



Results

Rank	Bib	Name	NOC Code	Mark 1	Mark 2	Mark 3	Mark 4	Dance Total	Remark
1	56	MATUS / GOFFREDO	MDA	18.83	18.75			37.58	
2	61	GUDYNO / TSATURYAN	RUS	18.83	17.83			36.67	
3	49	SALIKHOVA / SCHMITT	FRA	18.42	17.58			36.00	
4	50	VARADI / SILVESTRI	HUN	18.40	17.25			35.65	
5	64	CARNE / PASCUAL	ESP	17.50	16.75			34.25	
6	60	TATAR / MOLDOVAN	ROU	17.17	16.75			33.92	
7	46	ZHUANG / HOU	CHN	17.50	16.33			33.83	
8	48	SORENSEN / ROHDE	DEN	17.17	16.40			33.57	
9	52	BENEDETTI / LAZZARINI	ITA	16.67	16.75			33.42	
10	55	KLUPSAITE / VENCKUS	LTU	16.40	16.58			32.98	
11	51	LIBMAN / SUVOROV	ISR	16.30	16.50			32.80	
12	47	KARASKOVA / GAL	CZE	16.42	15.80			32.22	
13	58	WALACHOWSKA / LEWANDOWSKI	POL	16.42	15.75			32.17	
14	59	FERRAO / MADEIRA	POR	15.58	15.67			31.25	
15	62	KRNCANOVA / HEIN	SVK	14.60	16.38			30.98	
16	54	KOGADEI / KIBKALO	KGZ	15.67	15.30			30.97	
17	66	LUKYANENKO / GERBEY	UKR	14.90	15.60			30.50	
18	53	YOSHIKAWA / FUJII	JPN	15.75	14.70			30.45	
19	44	SKRGIC-DE FONSEKA / BARDEN	AUS	14.83	15.00			29.83	
20	63	SHIN / NAM	KOR	14.80	14.92			29.72	
21	67	ZIMMERMAN / LEHMAN	USA	13.58	15.40			28.98	
22	65	ITTISOPHONPISARN / PROMNA	THA	13.58	14.92			28.50	
23	45	THIBAudeau / ZAHARIA	CAN	11.80	14.25			26.05	
DNS	57	MARDAL / ENGAN	NOR						



Results

Rank	Bib	Name	NOC Code	Mark 1	Mark 2	Mark 3	Mark 4	Dance Total	Remark
1	56	MATUS / GOFFREDO	MDA	18.75	18.67			37.42	
2	61	GUDYNO / TSATURYAN	RUS	18.67	17.83			36.50	
3	49	SALIKHOVA / SCHMITT	FRA	18.42	17.83			36.25	
4	50	VARADI / SILVESTRI	HUN	17.92	17.17			35.08	
5	64	CARNE / PASCUAL	ESP	17.60	16.67			34.27	
6	60	TATAR / MOLDOVAN	ROU	17.33	16.75			34.08	
7	48	SORENSEN / ROHDE	DEN	17.08	16.75			33.83	
8	46	ZHUANG / HOU	CHN	17.63	15.92			33.54	
9	52	BENEDETTI / LAZZARINI	ITA	16.83	16.67			33.50	
10	55	KLUPSAITE / VENCKUS	LTU	16.60	16.25			32.85	
11	51	LIBMAN / SUVOROV	ISR	16.30	16.33			32.63	
12	58	WALACHOWSKA / LEWANDOWSKI	POL	16.33	15.75			32.08	
12	47	KARASKOVA / GAL	CZE	16.00	16.08			32.08	
14	54	KOGADEI / KIBKALO	KGZ	16.00	15.42			31.42	
15	66	LUKYANENKO / GERBEY	UKR	15.60	15.80			31.40	
16	59	FERRAO / MADEIRA	POR	15.33	15.42			30.75	
17	44	SKRGIC-DE FONSEKA / BARDEN	AUS	15.00	15.70			30.70	
18	62	KRNCANOVA / HEIN	SVK	14.30	16.10			30.40	
19	63	SHIN / NAM	KOR	14.83	15.42			30.25	
20	53	YOSHIKAWA / FUJII	JPN	14.20	14.50			28.70	
21	65	ITTISOPHONPISARN / PROMNA	THA	13.30	14.50			27.80	
22	67	ZIMMERMAN / LEHMAN	USA	13.60	14.08			27.68	
23	45	THIBAudeau / ZAHARIA	CAN	13.50	13.75			27.25	
DNS	57	MARDAL / ENGAN	NOR						



Results

Rank	Bib	Name	NOC Code	Mark 1	Mark 2	Mark 3	Mark 4	Dance Total	Remark
1	56	MATUS / GOFFREDO	MDA	18.67	18.92			37.58	
2	61	GUDYNO / TSATURYAN	RUS	18.67	18.17			36.83	
3	49	SALIKHOVA / SCHMITT	FRA	18.17	17.83			36.00	
4	50	VARADI / SILVESTRI	HUN	18.00	17.25			35.25	
5	60	TATAR / MOLDOVAN	ROU	17.17	17.00			34.17	
6	52	BENEDETTI / LAZZARINI	ITA	17.30	16.83			34.13	
7	46	ZHUANG / HOU	CHN	17.63	16.40			34.03	
8	64	CARNE / PASCUAL	ESP	17.50	16.50			34.00	
9	48	SORENSEN / ROHDE	DEN	17.00	16.40			33.40	
10	51	LIBMAN / SUVOROV	ISR	16.80	16.25			33.05	
11	55	KLUPSAITE / VENCKUS	LTU	16.40	16.50			32.90	
12	47	KARASKOVA / GAL	CZE	15.58	16.00			31.58	
13	58	WALACHOWSKA / LEWANDOWSKI	POL	16.17	15.30			31.47	
14	59	FERRAO / MADEIRA	POR	15.50	15.92			31.42	
15	66	LUKYANENKO / GERBEY	UKR	15.42	15.70			31.12	
16	54	KOGADEI / KIBKALO	KGZ	15.67	15.42			31.08	
17	62	KRNCANOVA / HEIN	SVK	14.60	16.30			30.90	
18	44	SKRGIC-DE FONSEKA / BARDEN	AUS	15.08	15.42			30.50	
19	63	SHIN / NAM	KOR	14.42	16.00			30.42	
20	53	YOSHIKAWA / FUJII	JPN	14.00	14.83			28.83	
21	67	ZIMMERMAN / LEHMAN	USA	13.50	14.83			28.33	
22	65	ITTISOPHONPISARN / PROMNA	THA	13.60	14.50			28.10	
23	45	THIBAudeau / ZAHARIA	CAN	13.50	14.33			27.83	
DNS	57	MARDAL / ENGAN	NOR						

RESULTS BOOK



Dancesport Rock 'n' Roll



THE WORLD GAMES
WROCLAW 2017

T+TISSOT



Medallists


As of SAT 29 JUL 2017

Medal	NOC	Name
GOLD	POL - Poland	MIADZIELEC Anna TARCZYLO Jacek
SILVER	RUS - Russian Federation	CHISTIKOV Konstantin OSNOVINA Ksenia
BRONZE	GER - Germany	BLUDAU Tobias UHL Michelle



Results

Rank	Heat	Bib Name	NOC Code	Points	Remark
1	4	76 MIADZIELEC / TARCZYLO	POL	27.64	
2	1	77 OSNOVINA / CHISTIKOV	RUS	25.20	
3	6	72 UHL / BLUDAU	GER	23.84	
4	5	71 POULIOS / THEVENON	FRA	21.48	
5	2	74 RAGNHILD / BERG	NOR	20.31	
6	3	70 RICHTROVA / DIVOKY	CZE	19.88	



Results

Rank	Heat	Bib	Name	NOC Code	Points	Remark
1	6	76	MIADZIELEC / TARCZYLO	POL	115.63	
2	1	77	OSNOVINA / CHISTIKOV	RUS	109.98	
3	5	72	UHL / BLUDAU	GER	108.49	
4	4	74	RAGNHILD / BERG	NOR	98.78	
5	2	71	POULIOS / THEVENON	FRA	89.59	
6	3	70	RICHTROVA / DIVOKY	CZE	89.07	




Results

Rank	Heat	Bib	Name	NOC Code	Points	Remark
1	5	76	MIADZIELEC / TARCZYLO	POL	114.46	Q
2	6	77	OSNOVINA / CHISTIKOV	RUS	113.99	Q
3	3	72	UHL / BLUDAU	GER	103.38	Q
4	1	74	RAGNHILD / BERG	NOR	98.92	Q
5	1	70	RICHTROVA / DIVOKY	CZE	90.73	Q
6	4	71	POULIOS / THEVENON	FRA	89.75	Q
7	6	79	HRUSKOVA / KOCIS	SVK	89.67	
8	5	81	SCHLEGEL / SCHLEGEL	SUI	85.64	
9	4	80	RABIC / PEVC	SLO	76.64	
10	3	69	LAMPETER / GLASER	AUT	69.50	
11	2	78	SAGNA / MENDY	SEN	34.58	
12	2	73	RAKSHIT / LONDHE	IND	-16.65	

Legend:

Q Qualified

Timing and Results provided by  **TISSOT**




Results

Rank	Heat	Bib Name	NOC Code	Points	Remark
1	5	70 RICHTROVA / DIVOKY	CZE	72.37	Q
2	5	79 HRUSKOVA / KOCIS	SVK	71.66	Q
3	4	71 POULIOS / THEVENON	FRA	71.65	Q
4	3	81 SCHLEGEL / SCHLEGEL	SUI	69.22	Q
5	4	69 LAMPETER / GLASER	AUT	57.18	Q
6	2	78 SAGNA / MENDY	SEN	33.84	Q
7	3	80 RABIC / PEVC	SLO	28.09	Q
8	1	73 RAKSHIT / LONDHE	IND	7.44	Q
9	2	75 HINOSTROZA / VERA	PER	3.32	
10	1	68 BOLTON / BELL	AUS	-49.32	

Legend:

Q Qualified

Timing and Results provided by  **TISSOT**




Results

Rank	Heat	Bib Name	NOC Code	Points	Remark
1	2	77 OSNOVINA / CHISTIKOV	RUS	82.82	Q
2	5	76 MIADZIELEC / TARCZYLO	POL	80.18	Q
3	6	72 UHL / BLUDAU	GER	78.95	Q
4	7	74 RAGNHILD / BERG	NOR	74.92	Q
5	5	79 HRUSKOVA / KOCIS	SVK	72.06	
6	1	70 RICHTROVA / DIVOKY	CZE	69.85	
7	4	71 POULIOS / THEVENON	FRA	67.59	
8	1	81 SCHLEGEL / SCHLEGEL	SUI	52.43	
9	7	69 LAMPETER / GLASER	AUT	50.32	
10	4	68 BOLTON / BELL	AUS	49.43	
11	3	80 RABIC / PEVC	SLO	27.90	
12	2	78 SAGNA / MENDY	SEN	25.25	
13	6	75 HINOSTROZA / VERA	PER	22.39	
14	3	73 RAKSHIT / LONDHE	IND	2.40	

Legend:

Q Qualified

Timing and Results provided by  **TISSOT**

RESULTS BOOK



Dancesport Salsa



THE WORLD GAMES
WROCLAW 2017

T+TISSOT



Medallists

As of FRI 28 JUL 2017

Medal	NOC	Name
GOLD	COL - Colombia	ORTEGA Yinessa REBOLLEDO Stevens
SILVER	COL - Colombia	AVILA Adriana BENJUMEA Yefersson
BRONZE	ITA - Italy	MASO Serena SANFILIPPO Simone



Results

Rank	Bib	Name	NOC Code	Mark 1	Mark 2	Mark 3	Mark 4	Dance Total	Remark
1	35	ORTEGA / REBOLLEDO	COL	9.29	9.46	9.25	9.54	37.54	
2	36	AVILA / BENJUMEA	COL	9.21	9.38	9.29	9.33	37.21	
3	41	MASO / SANFILIPPO	ITA	8.83	8.92	9.00	9.29	36.04	
4	37	VODICKOVA / MAZUCH	CZE	8.50	8.54	8.54	8.08	33.67	
5	38	VALENCIA NAVEDA / ROMERO MARTINEZ	ECU	8.70	8.05	8.50	8.25	33.50	
6	42	PIEDRA / PALLARES	ESP	7.79	8.00	8.04	8.33	32.17	




Results

Rank	Bib	Name	NOC Code	Remark
	38	VALENCIA NAVEDA / ROMERO MARTINEZ	ECU	Q
	41	MASO / SANFILIPPO	ITA	Q
	42	PIEDRA / PALLARES	ESP	Q
	36	AVILA / BENJUMEA	COL	Q
	37	VODICKOVA / MAZUCH	CZE	Q
	35	ORTEGA / REBOLLEDO	COL	Q
7	39	IBANEZ / MOUILLERAC	FRA	
8	40	NAGY / PEK	HUN	

Legend:

Q Qualified

Timing and Results provided by  **TISSOT**




Results

Rank	Bib	Name	NOC Code	Remark
	39	IBANEZ / MOUILLERAC	FRA	Q
	40	NAGY / PEK	HUN	Q
9	43	RIOS / SANTIAGO	USA	
10	34	DOS SANTOS / FERREIRA DA SILVA	BRA	

Legend:

Q Qualified

Timing and Results provided by  **TISSOT**




Results

Rank	Bib	Name	NOC Code	Remark
	36	AVILA / BENJUMEA	COL	Q
	41	MASO / SANFILIPPO	ITA	Q
	35	ORTEGA / REBOLLEDO	COL	Q
	37	VODICKOVA / MAZUCH	CZE	Q
	42	PIEDRA / PALLARES	ESP	Q
	38	VALENCIA NAVEDA / ROMERO MARTINEZ	ECU	Q
	34	DOS SANTOS / FERREIRA DA SILVA	BRA	R
	40	NAGY / PEK	HUN	R
	39	IBANEZ / MOUILLERAC	FRA	R
	43	RIOS / SANTIAGO	USA	R


Legend:

Q Qualified

R Redance

Timing and Results provided by  **TISSOT**

RESULTS BOOK



Fin Swimming



THE WORLD GAMES
WROCLAW 2017

T+TISSOT
SWISS WATCHES SINCE 1853

RESULTS BOOK

TABLE OF CONTENT

13	Fin Swimming	899
13.1	Table of Contents	900
13.2	Medallists by Event	903
13.3	Medal Standings	905
13.4	Men's Apnoea 50m	906
13.4.1	Medallists	907
13.4.2	Results	908
13.5	Men's Bi Fins 50m	909
13.5.1	Medallists	910
13.5.2	Results	911
13.6	Men's Bi Fins 100m	912
13.6.1	Medallists	913
13.6.2	Results	914
13.7	Men's Surface 100m	915
13.7.1	Medallists	916
13.7.2	Results	917
13.8	Men's Surface 200m	918
13.8.1	Medallists	919
13.8.2	Results	920
13.9	Men's Surface 400m	921
13.9.1	Medallists	922
13.9.2	Results	923
13.10	Men's Surface Relay 4x100m	924
13.10.1	Medallists	925
13.10.2	Results	926
13.11	Women's Apnoea 50m	927
13.11.1	Medallists	928
13.11.2	Results	929





13.12	Women's Bi Fins 50m	930
13.12.1	Medallists	931
13.12.2	Results	932
13.13	Women's Bi Fins 100m	933
13.13.1	Medallists	934
13.13.2	Results	935
13.14	Women's Surface 100m	936
13.14.1	Medallists	937
13.14.2	Results	938
13.15	Women's Surface 200m	939
13.15.1	Medallists	940
13.15.2	Results	941
13.16	Women's Surface 400m	942
13.16.1	Medallists	943
13.16.2	Results	944
13.17	Women's Surface Relay 4x100m	945
13.17.1	Medallists	946
13.17.2	Results	947





Medallists by Event

As of SAT 22 JUL 2017 at 20:56
AFTER 14 OF 14 EVENTS

Event	Date	Medal	Name	NOC Code
Women's 50m Apnoea	21 JUL 2017	Gold	JANG Ye Sol	KOR
		Silver	KIM Gain	KOR
		Bronze	DYELOVA Kateryna	UKR
Men's 50m Apnoea	22 JUL 2017	Gold	KABANOV Pavel	RUS
		Silver	FERNANDEZ CASTILLO Mauricio	COL
		Bronze	LEE Dong Jin	KOR
Women's 50m Bi-Fin	21 JUL 2017	Gold	SENANSZKY Petra	HUN
		Silver	CHOI Min Ji	KOR
		Bronze	VARGA Krisztina	HUN
Men's 50m Bi-Fin	22 JUL 2017	Gold	ARBUZOV Andrey	RUS
		Silver	JAROLIM Jakub	CZE
		Bronze	GAVRILOV Dmitry	BLR
Men's 100m Surface	21 JUL 2017	Gold	ZHURMAN Dmitrii	RUS
		Silver	POSCHART Max	GER
		Bronze	KABANOV Pavel	RUS
Women's 100m Surface	22 JUL 2017	Gold	MIKHAYLUSHKINA Ekaterina	RUS
		Silver	SHU Chengjing	CHN
		Bronze	BER Anna	RUS
Men's 200m Surface	22 JUL 2017	Gold	ZHURMAN Dmitrii	RUS
		Silver	POSCHART Max	GER
		Bronze	KOKOREV Dmitrii	RUS
Women's 200m Surface	21 JUL 2017	Gold	BARANOVSKAYA Valeriya	RUS
		Silver	MIKHAYLUSHKINA Ekaterina	RUS
		Bronze	ANTONIAK Anastasiia	UKR
Men's 100m Bi-Fin	21 JUL 2017	Gold	GAVRILOV Dmitry	BLR
		Silver	KOSINA Gergo	HUN
		Bronze	JAROLIM Jakub	CZE
Women's 100m Bi-Fin	22 JUL 2017	Gold	SENANSZKY Petra	HUN
		Silver	VARGA Krisztina	HUN
		Bronze	PIKINER Iryna	UKR
Men's 400m Surface	21 JUL 2017	Gold	KANYO Denes	HUN
		Silver	LAUSCHUS Max	GER
		Bronze	DE CEGLIE Davide	ITA
Women's 400m Surface	22 JUL 2017	Gold	SUN Yiting	CHN
		Silver	KIM Bo Kyung	KOR
		Bronze	ANTONIAK Anastasiia	UKR
Men's 4x100m Surface	22 JUL 2017	Gold	KABANOV Pavel KAZANTSEV Aleksey KOKOREV Dmitrii ZHURMAN Dmitrii	RUS
		Silver	ZANARDI Kevin NAVA Andrea FIGINI Stefano FUMAROLA Cesare	ITA
		Bronze	LAUSCHUS Max POSCHART Max KRITZLER Florian STRIEGLER Malte	GER



Medallists by Event

As of SAT 22 JUL 2017 at 20:56
AFTER 14 OF 14 EVENTS

Event	Date	Medal	Name	NOC Code
Women's 4x100m Surface	21 JUL 2017	Gold	BARANOVSKAYA Valeriya BER Anna SKURLATOVA Aleksandra MIKHAYLUSHKINA Ekaterina	RUS
		Silver	FERNANDEZ CASTILLO Grace RETAMOZO OLAYA Viviana Paola PEREZ RUBIO Kelly Ximena AGUIRRE JOYA Paula Alejandra	COL
		Bronze	JANG Ye Sol KIM Eun Kyoung KIM Gain KIM Bo Kyung	KOR



Medal Standings

As of SAT 22 JUL 2017 at 20:53
AFTER 14 OF 14 EVENTS

Rank	NOC	Men				Women				Total				Rank by Total
		G	S	B	Tot	G	S	B	Tot	G	S	B	Tot	
1	RUS - Russian Federation	5		2	7	3	1	1	5	8	1	3	12	1
2	HUN - Hungary	1	1		2	2	1	1	4	3	2	1	6	=2
3	KOR - Republic of Korea			1	1	1	3	1	5	1	3	2	6	=2
4	CHN - People's Republic of China					1	1		2	1	1		2	=6
5	BLR - Belarus	1		1	2					1		1	2	=6
6	GER - Germany		3	1	4						3	1	4	=4
7	COL - Colombia		1		1		1		1		2		2	=6
8	CZE - Czech Republic		1	1	2						1	1	2	=6
8	ITA - Italy		1	1	2						1	1	2	=6
10	UKR - Ukraine							4	4			4	4	=4
	Total:	7	7	7	21	7	7	7	21	14	14	14	42	

Legend:

= Equal sign indicates that two or more NOCs share the same rank by total

Tot Total


G Gold

S Silver

B Bronze

Timing and Results provided by  **TISSOT**

RESULTS BOOK



Fin Swimming Men's Apnoea 50m



THE WORLD GAMES
WROCLAW 2017

T+TISSOT
SWISS WATCHES SINCE 1853



Medallists

Medal	Name	NOC
Gold	KABANOV Pavel	RUS - Russian Federation
Silver	FERNANDEZ CASTILLO Mauricio	COL - Colombia
Bronze	LEE Dong Jin	KOR - Republic of Korea



Results

EVENT NUMBER 8

Record	Name	NOC Code	Location	Date
WG	13.89 FERNANDEZ CASTILLO	COL		27 JUL 2013

Rank	Lane	Name	NOC	R.T.	Time	Time Behind
1	3	KABANOV Pavel	RUS	0.83	13.87	WG
2	5	FERNANDEZ CASTILLO Mauricio	COL	0.88	13.94	0.07
3	2	LEE Dong Jin	KOR	0.84	14.09	0.22
4	4	LEE Kwan Ho	KOR	0.92	14.10	0.23
5	6	KARETZOPOULOS Loukas	GRE	0.80	14.48	0.61
6	7	KAZANTSEV Aleksey	RUS	0.94	14.62	0.75
7	1	STRIEGLER Malte	GER	0.83	14.73	0.86
8	8	COCHOU Nicolas	FRA	0.87	15.02	1.15


Legend:

R.T. Reaction Time

WG World Games Record

Timing and Results provided by  **TISSOT**

RESULTS BOOK



Fin Swimming Men's Bi Fins 50m



THE WORLD GAMES
WROCLAW 2017

T+TISSOT
SWISS WATCHES SINCE 1853



Medallists

Medal	Name	NOC
Gold	ARBUZOV Andrey	RUS - Russian Federation
Silver	JAROLIM Jakub	CZE - Czech Republic
Bronze	GAVRILOV Dmitry	BLR - Belarus



Results

EVENT NUMBER 9

Record	Name	NOC Code	Location	Date
WR	18.41 ARBUZOV Andrey	RUS	Volos (GRE)	26 JUN 2016

Rank	Lane	Name	NOC	R.T.	Time	Time Behind
1	4	ARBUZOV Andrey	RUS	0.82	18.55	
2	1	JAROLIM Jakub	CZE	0.88	19.08	0.53
3	5	GAVRILOV Dmitry	BLR	0.88	19.18	0.63
4	2	KOSINA Gergo	HUN	0.91	19.28	0.73
5	6	BECQ Clement	FRA	0.91	19.57	1.02
6	8	HIRANO Naoya	JPN	0.85	19.94	1.39
6	3	KONDRATEV Viktor	RUS	0.88	19.94	1.39
8	7	MARINOS Evangelos	GRE	0.88	20.02	1.47


Legend:

R.T. Reaction Time

WR World Record

Timing and Results provided by  **TISSOT**

RESULTS BOOK



Fin Swimming Men's Bi Fins 100m



THE WORLD GAMES
WROCLAW 2017

T+TISSOT
SWISS WATCHES SINCE 1853



Medallists

Medal	Name	NOC
Gold	GAVRILOV Dmitry	BLR - Belarus
Silver	KOSINA Gergo	HUN - Hungary
Bronze	JAROLIM Jakub	CZE - Czech Republic



Results

EVENT NUMBER 5

	Record	Split	Name	NOC	Location	Date
WR	41.44		SERYAKOV Dmitry	RUS	Volos (GRE)	24 JUN 2016

Rank	Lane	Name	NOC	R.T.	50m	Time	Time Behind
1	2	GAVRILOV Dmitry	BLR	0.88	(=1) 20.04	41.65 21.61	
2	5	KOSINA Gergo	HUN	0.91	(3) 20.19	41.91 21.72	0.26
3	1	JAROLIM Jakub	CZE	0.86	(=1) 20.04	42.18 22.14	0.53
4	6	LAPSHIN Dmitrii	RUS	0.82	(7) 20.67	42.51 21.84	0.86
5	4	SERYAKOV Dmitry	RUS	0.90	(4) 20.25	42.95 22.70	1.30
6	3	BECQ Clement	FRA	0.90	(5) 20.33	43.21 22.88	1.56
7	7	OMICEVIC Adrijan	CRO	0.84	(6) 20.56	44.12 23.56	2.47
8	8	HIRANO Naoya	JPN	0.85	(8) 20.89	44.72 23.83	3.07


Legend:

R.T. Reaction Time

WR World Record

Timing and Results provided by **TISSOT**

RESULTS BOOK



Fin Swimming Men's Surface 100m



THE WORLD GAMES
WROCLAW 2017

T+TISSOT
SWISS WATCHES SINCE 1853



Medallists

Medal	Name	NOC
Gold	ZHURMAN Dmitrii	RUS - Russian Federation
Silver	POSCHART Max	GER - Germany
Bronze	KABANOV Pavel	RUS - Russian Federation



Results

EVENT NUMBER 3

	Record	Split	Name	NOC	Location	Date
WR	33.87		BEST TIME		Berlin (GER)	6 MAY 2017
WG	35.06		CESARE Fumarola	ITA	CALI (COL)	26 JUL 2013

Rank	Lane	Name	NOC	R.T.	50m	Time	Time Behind
1	7	ZHURMAN Dmitrii	RUS	0.87	(5) 16.52	34.70 18.18	WG
2	4	POSCHART Max	GER	0.85	(2) 16.17	34.84 18.67	0.14
3	8	KABANOV Pavel	RUS	0.87	(1) 16.10	34.92 18.82	0.22
4	6	STRIEGLER Malte	GER	0.83	(3) 16.29	35.08 18.79	0.38
5	3	KARETZOPOULOS Loukas	GRE	0.91	(6) 16.55	35.47 18.92	0.77
6	5	NOIR Alexandre	FRA	0.86	(8) 16.96	35.52 18.56	0.82
7	1	NGUYEN Thanh Loc	VIE	0.87	(4) 16.39	35.70 19.31	1.00
8	2	FUMAROLA Cesare	ITA	0.80	(7) 16.71	35.95 19.24	1.25

Legend:


R.T. Reaction Time

WG World Games Record

WR World Record

Timing and Results provided by  **TISSOT**

RESULTS BOOK



Fin Swimming Men's Surface 200m



THE WORLD GAMES
WROCLAW 2017

T+TISSOT
SWISS WATCHES SINCE 1853



Medallists

Medal	Name	NOC
Gold	ZHURMAN Dmitrii	RUS - Russian Federation
Silver	POSCHART Max	GER - Germany
Bronze	KOKOREV Dmitrii	RUS - Russian Federation



Results

EVENT NUMBER 11

	Record	Splits	Name	NOC Code	Location	Date
WR	1:18.65		OCAMPO LOZADA J.	COL	Volos (GRE)	26 JUN 2016
WG	1:21.31		MAX WALTER Lauschus	GER	CALI (COL)	27 JUL 2013

Rank	Lane	Name	NOC	R.T.	50m	100m	150m	Time	Time Behind
1	5	ZHURMAN Dmitrii	RUS	0.89	(4) 19.11	(4) 39.82 20.71	(3) 1:00.17 20.35	1:20.25 20.08	WG
2	2	POSCHART Max	GER	0.89	(6) 19.58	(=6) 40.05 20.47	(5) 1:00.58 20.53	1:20.87 20.29	0.62
3	3	KOKOREV Dmitrii	RUS	0.90	(3) 18.91	(2) 39.29 20.38	(1) 59.37 20.08	1:20.89 21.52	0.64
4	4	OCAMPO LOZADA Juan Fernando	COL	1.07	(1) 18.56	(1) 39.18 20.62	(2) 59.55 20.37	1:21.26 21.71	1.01
5	8	LAUSCHUS Max	GER	0.93	(5) 19.24	(5) 39.83 20.59	(6) 1:00.77 20.94	1:21.28 20.51	1.03
6	7	FIGINI Stefano	ITA	0.95	(2) 18.70	(3) 39.36 20.66	(4) 1:00.47 21.11	1:21.51 21.04	1.26
7	6	BIAZMEN Aliksandr	BLR	0.95	(7) 19.62	(=6) 40.05 20.43	(7) 1:00.95 20.90	1:22.07 21.12	1.82
8	1	ZANARDI Kevin	ITA	1.03	(8) 19.96	(8) 40.75 20.79	(8) 1:02.09 21.34	1:23.24 21.15	2.99

Legend:


R.T. Reaction Time

WG World Games Record

WR World Record

Timing and Results provided by  **TISSOT**

RESULTS BOOK



Fin Swimming Men's Surface 400m



THE WORLD GAMES
WROCLAW 2017

T+TISSOT
SWISS WATCHES SINCE 1853



Medallists

Medal	Name	NOC
Gold	KANYO Denes	HUN - Hungary
Silver	LAUSCHUS Max	GER - Germany
Bronze	DE CEGLIE Davide	ITA - Italy



Results

EVENT NUMBER 6

	Record	Splits	Name	NOC Code	Location	Date
WR	2:56.93		SMIRNOV Evgeny	RUS	Kazan (RUS)	6 AUG 2013
WG	2:58.00		MAX WALTER Lauschus	GER	CALI (COL)	26 JUL 2013

Rank	Lane	Name	NOC	R.T.	Time	Time Behind
1	7	KANYO Denes	HUN	0.98	2:58.41	
50m (4) 21.20	100m (6) 43.49 22.29	150m (6) 1:06.27 22.78	200m (4) 1:29.13 22.86	250m (4) 1:51.56 22.43	300m (3) 2:14.57 23.01	350m (1) 2:36.66 22.09
2	3	LAUSCHUS Max	GER	0.90	2:59.02	0.61
50m (2) 20.81	100m (2) 42.69 21.88	150m (2) 1:05.41 22.72	200m (3) 1:28.65 23.24	250m (3) 1:51.32 22.67	300m (1) 2:14.21 22.89	350m (2) 2:37.08 22.87
3	2	DE CEGLIE Davide	ITA	0.95	3:01.46	3.05
50m (5) 21.24	100m (5) 43.43 22.19	150m (5) 1:05.89 22.46	200m (5) 1:29.16 23.27	250m (5) 1:52.25 23.09	300m (5) 2:15.72 23.47	350m (5) 2:39.04 23.32
4	8	JANG Seong Hyeok	KOR	0.94	3:02.06	3.65
50m (1) 20.60	100m (1) 42.62 22.02	150m (1) 1:05.06 22.44	200m (1) 1:28.08 23.02	250m (2) 1:51.18 23.10	300m (4) 2:14.92 23.74	350m (3) 2:38.34 23.42
5	6	STRYUKOV Iakov	RUS	1.19	3:04.35	5.94
50m (7) 21.57	100m (8) 44.36 22.79	150m (8) 1:07.40 23.04	200m (8) 1:31.51 24.11	250m (8) 1:55.75 24.24	300m (8) 2:20.37 24.62	350m (8) 2:42.76 22.39
6	4	SMIRNOV Evgeny	RUS	1.04	3:04.46	6.05
50m (6) 21.25	100m (4) 43.06 21.81	150m (3) 1:05.60 22.54	200m (2) 1:28.19 22.59	250m (1) 1:50.86 22.67	300m (2) 2:14.30 23.44	350m (4) 2:38.52 24.22
7	1	FIGINI Stefano	ITA	0.97	3:05.38	6.97
50m (3) 21.10	100m (3) 43.02 21.92	150m (4) 1:05.82 22.80	200m (6) 1:29.28 23.46	250m (6) 1:52.61 23.33	300m (6) 2:16.42 23.81	350m (6) 2:41.13 24.71
8	5	CHRISTOFORIDIS Christos	GRE	1.12	3:05.42	7.01
50m (8) 21.91	100m (7) 44.13 22.22	150m (7) 1:06.63 22.50	200m (7) 1:29.92 23.29	250m (7) 1:53.87 23.95	300m (7) 2:17.84 23.97	350m (7) 2:42.57 24.73

Legend:


R.T. Reaction Time

WG World Games Record

WR World Record

Timing and Results provided by  **TISSOT**

RESULTS BOOK



Fin Swimming Men's Surface Relay 4x100m



THE WORLD GAMES
WROCLAW 2017

T+TISSOT
SWISS WATCHES SINCE 1853



Medallists

Medal	NOC	Name
Gold	RUS - Russian Federation	KABANOV Pavel KAZANTSEV Aleksey KOKOREV Dmitrii ZHURMAN Dmitrii
Silver	ITA - Italy	ZANARDI Kevin NAVA Andrea FIGINI Stefano FUMAROLA Cesare
Bronze	GER - Germany	LAUSCHUS Max POSCHART Max KRITZLER Florian STRIEGLER Malte



Results

EVENT NUMBER 14

	Record	Splits	NOC (Relay)	Location	Date
WR	2:17.37		Russian Federation	Wroclaw (POL)	7 JUL 2017
WG	2:20.85		Russian Federation		27 JUL 2013

Rank	Lane	NOC / Name	R.T.	50m	100m	Time	Time Behind
1	4	RUS - Russian Federation				2:16.54	WR
		KABANOV Pavel	0.84	15.96	34.22 G	(1) 34.22	
		KAZANTSEV Aleksey	0.01	15.53	34.72	(1) 1:08.94	
		KOKOREV Dmitrii	0.18	15.96	33.89	(1) 1:42.83	
		ZHURMAN Dmitrii	0.07	16.15	33.71	(1) 2:16.54	
2	3	ITA - Italy				2:19.02	2.48
		ZANARDI Kevin	0.97	17.61	36.22	(6) 36.22	
		NAVA Andrea	0.15	15.80	34.40	(2) 1:10.62	
		FIGINI Stefano	0.01	16.69	35.56	(2) 1:46.18	
		FUMAROLA Cesare	-0.25	15.22	32.84	(2) 2:19.02	
3	5	GER - Germany				2:19.44	2.90
		LAUSCHUS Max	0.95	17.01	35.12	(3) 35.12	
		POSCHART Max	0.46	16.63	35.71	(3) 1:10.83	
		KRITZLER Florian	0.16	16.80	35.40	(3) 1:46.23	
		STRIEGLER Malte	0.18	15.07	33.21	(3) 2:19.44	
4	1	HUN - Hungary				2:22.81	6.27
		KANYO Denes	0.90	17.23	35.93	(5) 35.93	
		GRUBER Kornel	0.33	16.91	36.73	(5) 1:12.66	
		DIMAK David	0.32	17.23	36.65	(5) 1:49.31	
		KOSINA Gergo	0.12	15.40	33.50	(4) 2:22.81	
5	6	GRE - Greece				2:24.16	7.62
		KARETZOPOULOS Loukas	0.88	16.96	35.56	(4) 35.56	
		CHRISTOFORIDIS Christos	0.06	17.27	37.22	(6) 1:12.78	
		OIKONOMOPOULOS Gerasimos	0.32	17.15	36.90	(6) 1:49.68	
		PIPINIAS Ioannis	0.22	15.69	34.48	(5) 2:24.16	
6	7	FRA - France				2:24.38	7.84
		NOIR Alexandre	0.88	16.32	34.66	(2) 34.66	
		MEYER Hugo	0.00	17.22	36.23	(4) 1:10.89	
		COCHOU Nicolas	0.00	16.70	36.76	(4) 1:47.65	
		BERGERON Maxime	-0.02	17.02	36.73	(6) 2:24.38	
7	8	POL - Poland				2:30.83	14.29
		SZURMIEJ Mateusz	0.99	17.86	37.07	(7) 37.07	
		NOWAK Filip	0.41	17.28	37.45	(7) 1:14.52	
		LIPKA Wojciech	0.14	17.83	38.13	(7) 1:52.65	
		GALKOWSKI Blazej	0.36	17.43	38.18	(7) 2:30.83	
	2	COL - Colombia				DSQ	
		RODRIGUEZ LOPEZ Juan Camilo	0.87	16.17			
		DUQUE JIMENEZ Juan David	-0.05				
		FERNANDEZ CASTILLO Mauricio	-0.08				
		OCAMPO LOZADA Juan Fernando	0.08				


Legend:

G World Games Record at intermediate distance
R.T. Reaction Time

WG World Games Record

WR World Record

RESULTS BOOK



Fin Swimming Women's Apnoea 50m



THE WORLD GAMES
WROCLAW 2017

T+TISSOT
SWISS WATCHES SINCE 1853



Medallists

Medal	Name	NOC
Gold	JANG Ye Sol	KOR - Republic of Korea
Silver	KIM Gain	KOR - Republic of Korea
Bronze	DYELOVA Kateryna	UKR - Ukraine



Results

EVENT NUMBER 1

Record	Name	NOC Code	Location	Date
WG	15.10 BAOZHEN Zhu	CHN		23 JUL 2009

Rank	Lane	Name	NOC	R.T.	Time	Time Behind
1	4	JANG Ye Sol	KOR	0.78	16.02	
2	5	KIM Gain	KOR	0.85	16.40	0.38
3	1	DYELOVA Kateryna	UKR	0.88	16.46	0.44
4	6	LIU Simin	CHN	0.93	16.57	0.55
5	3	KTENA Sofia	GRE	0.98	16.63	0.61
6	2	ANDRIENKO Elizaveta	RUS	1.04	16.64	0.62
7	7	SHU Chengjing	CHN	1.03	17.07	1.05
8	8	MORI Kotone	JPN	0.85	17.60	1.58


Legend:

R.T. Reaction Time

WG World Games Record

Timing and Results provided by  **TISSOT**

RESULTS BOOK



Fin Swimming Women's Bi Fins 50m



THE WORLD GAMES
WROCLAW 2017

T+TISSOT
SWISS WATCHES SINCE 1853



Medallists

Medal	Name	NOC
Gold	SENANSZKY Petra	HUN - Hungary
Silver	CHOI Min Ji	KOR - Republic of Korea
Bronze	VARGA Krisztina	HUN - Hungary



Results

EVENT NUMBER 2

Record	Name	NOC Code	Location	Date
WR	20.98 SENANSZKY Petra	HUN		26 JUN 2016

Rank	Lane	Name	NOC	R.T.	Time	Time Behind
1	4	SENANSZKY Petra	HUN	0.81	20.52	WR
2	3	CHOI Min Ji	KOR	0.86	21.47	0.95
3	2	VARGA Krisztina	HUN	0.94	21.58	1.06
4	5	PIKINER Iryna	UKR	0.79	21.65	1.13
5	1	CHEN Chiao Ying	TPE	0.81	21.91	1.39
6	6	MELNIKOVA Elizaveta	RUS	0.94	22.09	1.57
7	7	BARNES COROMINAS Silvia	ESP	0.92	22.19	1.67
8	8	PISARCZYK Amelia	POL	0.88	22.29	1.77


Legend:

R.T. Reaction Time

WR World Record

Timing and Results provided by  TISSOT

RESULTS BOOK



Fin Swimming Women's Bi Fins 100m



THE WORLD GAMES
WROCLAW 2017

T+TISSOT
SWISS WATCHES SINCE 1853



Medallists

Medal	Name	NOC
Gold	SENANSZKY Petra	HUN - Hungary
Silver	VARGA Krisztina	HUN - Hungary
Bronze	PIKINER Iryna	UKR - Ukraine



Results

EVENT NUMBER 12

Record	Split	Name	NOC	Location	Date
WR	45.69	SENANSZKY Petra	HUN		24 JUN 2016

Rank	Lane	Name	NOC	R.T.	50m	Time	Time Behind
1	4	SENANSZKY Petra	HUN	0.83	(1) 21.53	45.16 23.63	WR
2	3	VARGA Krisztina	HUN	0.93	(5) 22.77	46.77 24.00	1.61
3	5	PIKINER Iryna	UKR	0.79	(2) 22.48	46.92 24.44	1.76
4	6	CHOI Min Ji	KOR	0.82	(3) 22.70	47.70 25.00	2.54
5	2	KHARINA Anna	RUS	0.80	(4) 22.73	48.42 25.69	3.26
6	1	SKRYPEL Kseniia	UKR	0.86	(6) 23.41	49.22 25.81	4.06
7	7	PRENTKA Weronika	POL	0.95	(7) 23.47	49.56 26.09	4.40
8	8	PISARCZYK Amelia	POL	0.88	(8) 23.70	49.68 25.98	4.52


Legend:

R.T. Reaction Time

WR World Record

Timing and Results provided by **TISSOT**

RESULTS BOOK



Fin Swimming Women's Surface 100m



THE WORLD GAMES
WROCLAW 2017

T+TISSOT
SWISS WATCHES SINCE 1853



Medallists

Medal	Name	NOC
Gold	MIKHAYLUSHKINA Ekaterina	RUS - Russian Federation
Silver	SHU Chengjing	CHN - People's Republic of China
Bronze	BER Anna	RUS - Russian Federation



Results

EVENT NUMBER 10

	Record	Split	Name	NOC	Location	Date
WR	38.09		SHU Chen Jing	CHN		9 OCT 2016
WG	38.11		BAOZHEN Zhu	CHN	Kaohsiung	24 JUL 2009

Rank	Lane	Name	NOC	R.T.	50m	Time	Time Behind
1	3	MIKHAYLUSHKINA Ekaterina	RUS	0.83	(2) 18.41	38.40 19.99	
2	4	SHU Chengjing	CHN	0.92	(4) 18.53	38.60 20.07	0.20
3	1	BER Anna	RUS	0.89	(1) 18.18	38.72 20.54	0.32
4	7	FERNANDEZ CASTILLO Grace	COL	0.95	(6) 18.69	39.00 20.31	0.60
5	5	JANG Ye Sol	KOR	0.77	(3) 18.46	39.02 20.56	0.62
6	6	XU Yichuan	CHN	0.99	(7) 18.73	39.36 20.63	0.96
7	2	KIM Gain	KOR	0.82	(5) 18.67	39.65 20.98	1.25
8	8	KAROLYI Csilla	HUN	0.88	(8) 18.90	39.87 20.97	1.47

Legend:


R.T. Reaction Time

WG World Games Record

WR World Record

Timing and Results provided by  **TISSOT**

RESULTS BOOK



Fin Swimming Women's Surface 200m



THE WORLD GAMES
WROCLAW 2017

T+TISSOT
SWISS WATCHES SINCE 1853



Medallists

Medal	Name	NOC
Gold	BARANOVSKAYA Valeriya	RUS - Russian Federation
Silver	MIKHAYLUSHKINA Ekaterina	RUS - Russian Federation
Bronze	ANTONIAK Anastasiia	UKR - Ukraine



Results

EVENT NUMBER 4

	Record	Splits	Name	NOC Code	Location	Date
WR	1:25.90		BARANOVSKAYA Valeriya	RUS		18 JUL 2015
WG	1:28.74		VALERIYA Baranovskaya	RUS	CALI (COL)	26 JUL 2013

Rank	Lane	Name	NOC	R.T.	50m	100m	150m	Time	Time Behind
1	4	BARANOVSKAYA Valeriya	RUS	1.02	(1) 19.82	(1) 40.94 21.12	(1) 1:02.60 21.66	1:25.41 22.81	WR
2	7	MIKHAYLUSHKINA Ekaterina	RUS	0.88	(3) 20.64	(2) 42.68 22.04	(2) 1:05.12 22.44	1:27.57 22.45	2.16
3	8	ANTONIAK Anastasiia	UKR	0.95	(4) 20.78	(5) 43.22 22.44	(4) 1:05.93 22.71	1:28.76 22.83	3.35
4	2	KAROLYI Csilla	HUN	0.90	(2) 20.57	(3) 43.05 22.48	(5) 1:06.20 23.15	1:29.28 23.08	3.87
5	6	KIM Bo Kyung	KOR	0.94	(5) 20.97	(4) 43.10 22.13	(3) 1:05.71 22.61	1:29.42 23.71	4.01
6	3	BARBON Erica	ITA	0.98	(6) 21.07	(6) 43.49 22.42	(6) 1:07.14 23.65	1:31.17 24.03	5.76
7	1	XU Yichuan	CHN	1.08	(7) 21.45	(7) 44.85 23.40	(7) 1:09.72 24.87	1:35.03 25.31	9.62
8	5	SHU Chengjing	CHN	1.04	(8) 21.71	(8) 45.81 24.10	(8) 1:11.67 25.86	1:38.27 26.60	12.86

Legend:


R.T. Reaction Time

WG World Games Record

WR World Record

Timing and Results provided by  **TISSOT**

RESULTS BOOK



Fin Swimming Women's Surface 400m



THE WORLD GAMES
WROCLAW 2017

T+TISSOT
SWISS WATCHES SINCE 1853



Medallists

Medal	Name	NOC
Gold	SUN Yiting	CHN - People's Republic of China
Silver	KIM Bo Kyung	KOR - Republic of Korea
Bronze	ANTONIAK Anastasiia	UKR - Ukraine



Results

EVENT NUMBER 13

	Record	Splits	Name	NOC Code	Location	Date
WR	3:12.90		JIAO Liu	CHN		30 JUL 2011
WG	3:15.36		VASILIA Kravchuk	RUS	Kaohsiung	24 JUL 2009

Rank	Lane	Name	NOC	R.T.	Time	Time Behind
1	4	SUN Yiting	CHN	0.96	3:14.47	WG
50m (1) 20.98	100m (1) 44.22 23.24	150m (1) 1:09.27 25.05	200m (1) 1:34.91 25.64	250m (2) 2:00.77 25.86	300m (2) 2:26.29 25.52	350m (2) 2:50.78 24.49
2	6	KIM Bo Kyung	KOR	0.96	3:16.33	1.86
50m (4) 22.61	100m (5) 46.55 23.94	150m (4) 1:11.08 24.53	200m (4) 1:36.40 25.32	250m (3) 2:01.56 25.16	300m (4) 2:27.03 25.47	350m (3) 2:52.24 25.21
3	5	ANTONIAK Anastasiia	UKR	1.00	3:17.61	3.14
50m (3) 22.58	100m (3) 46.42 23.84	150m (2) 1:10.84 24.42	200m (3) 1:36.23 25.39	250m (1) 2:00.58 24.35	300m (1) 2:25.19 24.61	350m (1) 2:50.64 25.45
4	3	CHUMAK Yuliia	UKR	1.12	3:18.48	4.01
50m (=5) 22.87	100m (4) 46.43 23.56	150m (3) 1:10.87 24.44	200m (2) 1:36.19 25.32	250m (4) 2:01.58 25.39	300m (3) 2:26.83 25.25	350m (4) 2:52.62 25.79
5	1	IGNATOVA Kseniia	RUS	1.02	3:20.40	5.93
50m (=5) 22.87	100m (6) 46.70 23.83	150m (6) 1:11.84 25.14	200m (5) 1:36.78 24.94	250m (5) 2:01.95 25.17	300m (5) 2:27.48 25.53	350m (5) 2:53.65 26.17
6	7	SVOZILOVA Zuzana	CZE	0.98	3:20.86	6.39
50m (7) 23.18	100m (7) 47.64 24.46	150m (7) 1:12.56 24.92	200m (7) 1:37.85 25.29	250m (6) 2:03.21 25.36	300m (6) 2:28.87 25.66	350m (6) 2:55.06 26.19
7	8	IKONEN Terhi	FIN	1.04	3:23.68	9.21
50m (8) 23.29	100m (8) 48.00 24.71	150m (8) 1:13.24 25.24	200m (8) 1:38.67 25.43	250m (8) 2:04.99 26.32	300m (8) 2:31.65 26.66	350m (7) 2:58.22 26.57
8	2	BARBON Erica	ITA	0.95	3:27.22	12.75
50m (2) 22.14	100m (2) 46.41 24.27	150m (5) 1:11.35 24.94	200m (6) 1:37.06 25.71	250m (7) 2:03.38 26.32	300m (7) 2:30.96 27.58	350m (8) 2:58.93 27.97

Legend:


R.T. Reaction Time

WG World Games Record

WR World Record

Timing and Results provided by **TISSOT**

RESULTS BOOK



Fin Swimming Women's Surface Relay 4x100m



THE WORLD GAMES
WROCLAW 2017

T+TISSOT
SWISS WATCHES SINCE 1853



Medallists

REVISED
21 JUL 18:40

Medal	NOC	Name
Gold	RUS - Russian Federation	BARANOVSKAYA Valeriya BER Anna SKURLATOVA Aleksandra MIKHAYLUSHKINA Ekaterina
Silver	COL - Colombia	FERNANDEZ CASTILLO Grace RETAMOZO OLAYA Viviana Paola PEREZ RUBIO Kelly Ximena AGUIRRE JOYA Paula Alejandra
Bronze	KOR - Republic of Korea	JANG Ye Sol KIM Eun Kyoung KIM Gain KIM Bo Kyung

People's Republic Of China : DSQ

Timing and Results provided by  TISSOT



Results

REVISED
21 JUL 18:40

EVENT NUMBER 7

	Record	Splits	NOC (Relay)	Location	Date
WR	2:34.54		Russian Federation		27 JUN 2016
WG	2:37.81		People's Republic of China		23 JUL 2009

Rank	Lane	NOC / Name	R.T.	50m	100m	Time	Time Behind
1	4	RUS - Russian Federation				2:34.78	WG
		BARANOVSKAYA Valeriya	0.96	18.92	39.30	(3) 39.30	
		BER Anna	0.07	17.48	37.97	(1) 1:17.27	
		SKURLATOVA Aleksandra	0.10	18.26	40.20	(3) 1:57.47	
		MIKHAYLUSHKINA Ekaterina	0.08	17.59	37.31	(1) 2:34.78	
2	3	COL - Colombia				2:36.83	2.05
		FERNANDEZ CASTILLO Grace	0.96	18.75	38.93	(2) 38.93	
		RETAMOZO OLAYA Viviana Paola	0.01	18.19	39.69	(3) 1:18.62	
		PEREZ RUBIO Kelly Ximena	0.06	17.69	38.84	(2) 1:57.46	
		AGUIRRE JOYA Paula Alejandra	0.21	18.20	39.37	(2) 2:36.83	
3	6	KOR - Republic of Korea				2:38.45	3.67
		JANG Ye Sol	0.85	19.25	39.76	(4) 39.76	
		KIM Eun Kyoung	0.35	18.94	40.86	(5) 1:20.62	
		KIM Gain	0.11	17.74	38.43	(4) 1:59.05	
		KIM Bo Kyung	0.40	18.99	39.40	(3) 2:38.45	
4	1	HUN - Hungary				2:40.39	5.61
		SENANSZKY Petra	0.90	19.20	40.37	(5) 40.37	
		KOTHENCZ Petra	0.34	19.26	41.10	(6) 1:21.47	
		VARGA Krisztina	0.30	18.46	39.70	(6) 2:01.17	
		KAROLYI Csilla	0.39	18.80	39.22	(4) 2:40.39	
5	2	ITA - Italy				2:41.14	6.36
		BARBON Erica	0.97	19.35	40.40	(6) 40.40	
		BARONCINI Silvia	0.42	18.96	40.19	(4) 1:20.59	
		BRAMBILLA Isabella	0.18	19.23	40.36	(5) 2:00.95	
		ALICICCO Eugenia	0.12	17.50	40.19	(5) 2:41.14	
6	7	UKR - Ukraine				2:41.95	7.17
		DYELOVA Kateryna	0.88	19.53	41.30	(7) 41.30	
		ZHUKOVA Svitlana	0.21	18.98	41.05	(7) 1:22.35	
		RIEZNIK Valentyna	0.42	18.60	39.89	(7) 2:02.24	
		ANTONIAK Anastasiia	0.07	18.15	39.71	(6) 2:41.95	
7	8	POL - Poland				2:46.95	12.17
		MA ACHOWSKA Julia	0.87	19.75	42.27	(8) 42.27	
		RZEPKA Zuzanna	0.52	18.80	40.55	(8) 1:22.82	
		PISARCZYK Amelia	0.22	19.44	41.80	(8) 2:04.62	
		PRENTKA Weronika	0.25	19.28	42.33	(7) 2:46.95	
	5	CHN - People's Republic of China				DSQ	
		SHU Chengjing	0.94	18.47	38.55	(1) 38.55	
		XIN Peiyao	0.35	19.35	39.49	(2) 1:18.04	
		LIU Simin	0.10	17.90	39.29	(1) 1:57.33	
		XU Yichuan	-0.00	17.42			

Legend:

R.T. Reaction Time

WG World Games Record

WR World Record

People's Republic Of China : DSQ

Timing and Results provided by **TISSOT**

RESULTS BOOK



Fistball



THE WORLD GAMES
WROCLAW 2017

T+TISSOT
SWISS WATCHES SINCE 1853

RESULTS BOOK

TABLE OF CONTENT

14	Fistball	947
14.1	Table of Contents	948
14.2	Men's	951
14.2.1	Team Roster	952
14.2.2	Results Summary	958
14.2.3	Tournament Summary	959
14.2.4	Medallists	960
14.2.5	Finals	961
14.2.5.1	Match Rank 5/6 Results	961
14.2.5.2	Bronze Medal Match Results	962
14.2.5.3	Gold Medal Match #20 Results	963
14.2.6	Semifinals	964
14.2.6.1	Match 1 Results	964
14.2.6.2	Match 2 Results	965
14.2.7	Preliminaries	966
14.2.7.1	Match 1 Results	966
14.2.7.2	Match 2 Results	967
14.2.7.3	Match 3 Results	968
14.2.7.4	Match 4 Results	969
14.2.7.5	Match 5 Results	970
14.2.7.6	Match 6 Results	971
14.2.7.7	Match 7 Results	972
14.2.7.8	Match 8 Results	973
14.2.7.9	Match 9 Results	974
14.2.7.10	Match 10 Results	975
14.2.7.11	Match 11 Results	976
14.2.7.12	Match 12 Results	977
14.2.7.13	Match 13 Results	978





14.2.7.14	Match 14 Results	979
14.2.7.15	Match 15 Results	980



RESULTS BOOK



Fistball Men's



THE WORLD GAMES
WROCLAW 2017

T+TISSOT
SWISS WATCHES SINCE 1853



Team Roster

REVISED
22 JUL 11:53

As of SAT 22 JUL 2017

ARGENTINA

NOC Code	Name	Age
ARG	ARGENTINA	23.9
1	CAGNONE Carlos	35
2	HERRERA Jose	22
3	CRAVERO Tomas	18
4	KRAUSE Tomas	23
5	VILAR Gaston	22
6	GALAN Martin	21
7	MASCALI Tomas	28
8	RIVOLTA Lucio	22

NOC Code	Name	Team Officials	Function
ARG	GALAN Aurelio Pablo		Coach
ARG	LORTE Ernesto Pablo		Coach



Team Roster

REVISED
22 JUL 11:53

As of SAT 22 JUL 2017

AUSTRIA

NOC Code Bib	Name	Age
AUT	AUSTRIA	25.2
1	ANDRIOLI Jean	31
2	GUERTLER Gustav	20
3	PAYRLEITNER Julian	28
4	GSCHWANDTNER Bela	28
5	WALCHSHOFER Elias	22
6	HELMBERGER Manuel	27
7	THALLER Klaus	30
8	PUEHRINGER Martin	19
9	WOHLFAHRT Stefan	24
10	LUGMAIR Simon	23

Team Officials

NOC Code	Name	Function
AUT	WEISS Martin	Coach



Team Roster

REVISED
22 JUL 11:53

As of SAT 22 JUL 2017

BRAZIL

NOC Code	Name	Age
BRA	BRAZIL	26.7
1	ANDRIOLI Jayme	23
2	SALES Alexandre	24
3	GARAY Eduardo	23
4	POERSCH Henrique	24
5	LAMMEL Matheus	28
7	SPRANDEL Rodrigo	24
8	SCHMIDT Fransisco	25
9	THEIS Guilherme	33
10	SCHMIDT Joao	29
83	FONTOURA Juliano	34

Team Officials		Function
NOC Code	Name	
BRA	FLECK Leandro Andre	Coach



Team Roster

REVISED
22 JUL 11:53

As of SAT 22 JUL 2017

CHILE

NOC Code	Bib	Name	Age
CHI		CHILE	28.3
	1	MARCOS Cristian	26
	3	MODINGER Eduardo	26
	4	MODINGER Cristobal	34
	5	BUCAREY Felipe	30
	7	BOTTGER Rodrigo	33
	8	MODINGER Alvaro	29
	9	ARAYA Matias	27
	10	WERNER Joaquin	27
	11	WELLMANN Christian	25
	14	WELLMANN Jorge	26

Team Officials

NOC Code	Name	Function
CHI	DAHLING VOLKE Christian Jose	Coach



Team Roster

REVISED
22 JUL 11:53

As of SAT 22 JUL 2017

GERMANY

NOC Code Bib	Name	Age
GER	GERMANY	27.7
1	THOMAS Patrick	25
2	SAGSTETTER Fabian	26
3	FERNANDO Ajith	32
4	SCHUBERT Lukas	29
7	SCHMUTZLER Steve	33
9	TRINEMEIER Nick	27
10	THOMAS Sebastian	27
11	FERNANDO Andrew	27
12	SPAETH Oliver	26
13	ALBRECHT Tim	24

Team Officials

NOC Code	Name	Function
GER	NEUENFELD Olaf	Coach



Team Roster

REVISED
22 JUL 11:53

As of SAT 22 JUL 2017


SWITZERLAND

NOC Code	Bib	Name	Age
SUI		SWITZERLAND	25
2		LAESSER Lukas	28
3		SCHLATTINGER Raphael	24
4		KOHLER Kevin	24
5		REBSAMEN Ueli	26
6		EYMANN Marco	28
8		FEHR Nicolas	21
9		KOHLER Mario	29
10		MUELLER Malik	22
11		SCHOCH Kenneth	23
13		FLUECKIGER Luca	25

Team Officials

NOC Code	Name	Function
SUI	LANG Oliver	Coach

Note:
Head Coach for Team BRA changed

Timing and Results provided by  TISSOT



Results Summary

As of TUE 25 JUL 2017

Match	Name	NOC Code	Result	NOC Code	Name
SAT 22 JUL 2017					
Preliminaries Match 1	GERMANY	GER	3 - 0	ARG	ARGENTINA
Preliminaries Match 2	SWITZERLAND	SUI	2 - 3	BRA	BRAZIL
Preliminaries Match 3	AUSTRIA	AUT	3 - 2	CHI	CHILE
Preliminaries Match 4	BRAZIL	BRA	3 - 1	ARG	ARGENTINA
Preliminaries Match 5	GERMANY	GER	1 - 3	AUT	AUSTRIA
Preliminaries Match 6	SWITZERLAND	SUI	3 - 0	CHI	CHILE
SUN 23 JUL 2017					
Preliminaries Match 7	GERMANY	GER	3 - 0	CHI	CHILE
Preliminaries Match 8	SWITZERLAND	SUI	3 - 0	ARG	ARGENTINA
Preliminaries Match 9	BRAZIL	BRA	3 - 2	CHI	CHILE
Preliminaries Match 10	AUSTRIA	AUT	3 - 0	ARG	ARGENTINA
Preliminaries Match 11	GERMANY	GER	3 - 1	BRA	BRAZIL
Preliminaries Match 12	SWITZERLAND	SUI	3 - 1	AUT	AUSTRIA
MON 24 JUL 2017					
Preliminaries Match 13	AUSTRIA	AUT	3 - 1	BRA	BRAZIL
Preliminaries Match 14	GERMANY	GER	3 - 2	SUI	SWITZERLAND
Preliminaries Match 15	ARGENTINA	ARG	3 - 1	CHI	CHILE
Semifinals Match 1	GERMANY	GER	3 - 0	BRA	BRAZIL
Semifinals Match 2	AUSTRIA	AUT	0 - 3	SUI	SWITZERLAND
TUE 25 JUL 2017					
Match Rank 5/6	ARGENTINA	ARG	0 - 3	CHI	CHILE
Bronze Medal Match	BRAZIL	BRA	2 - 3	AUT	AUSTRIA
Gold Medal Match	GERMANY	GER	4 - 3	SUI	SWITZERLAND



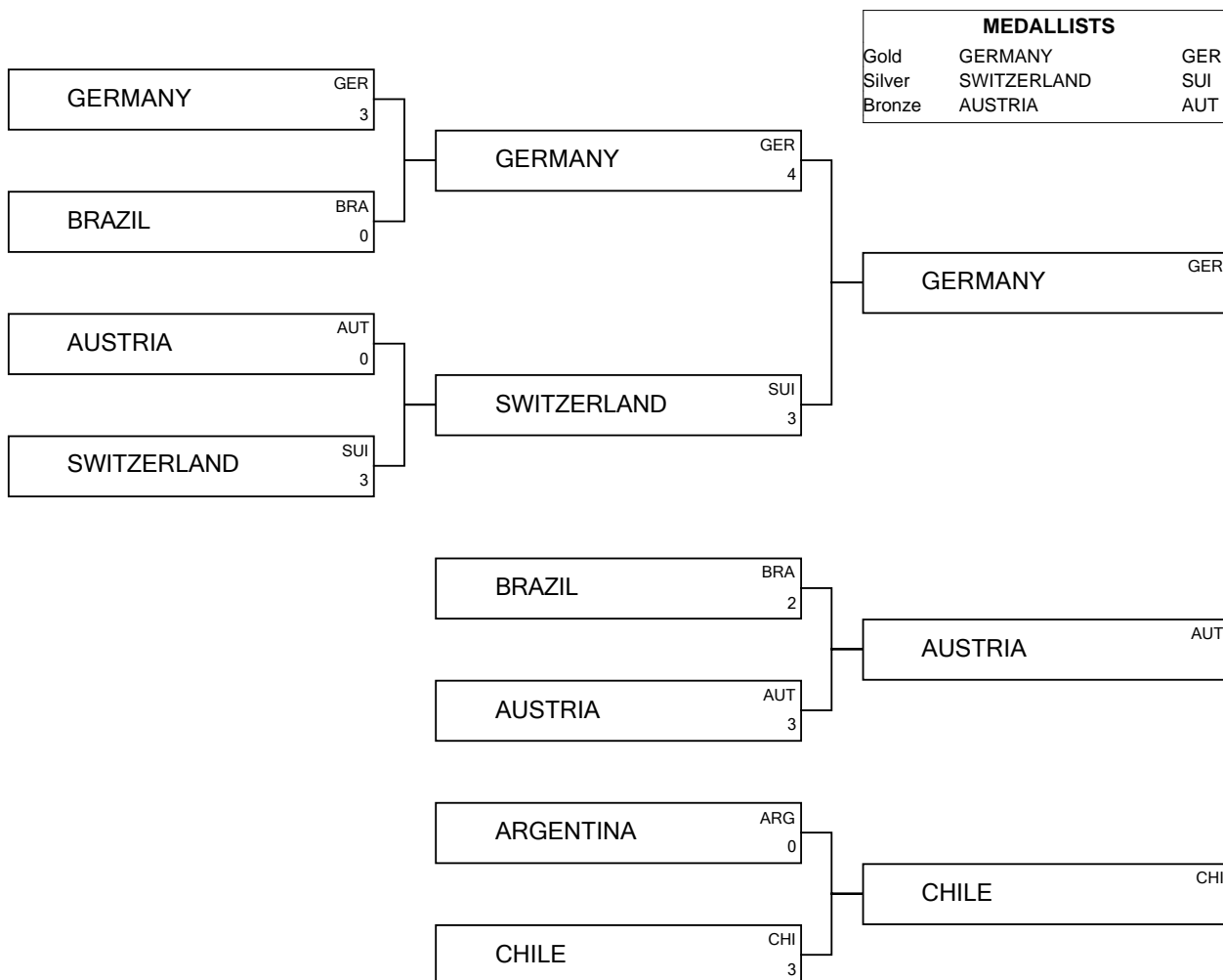
Tournament Summary

As of TUE 25 JUL 2017

Rank	NOC Code	Name	A	B	C	D	E	F	Games	Wins	Loss	Sets Scored	Sets Recieved	Sets Difference	Remark
1	AUT	A AUSTRIA	-	3	3	1	3	3	5	4	1	13	7	6	Q
2	GER	B GERMANY	1	-	3	3	3	3	5	4	1	13	6	7	Q
3	BRA	C BRAZIL	1	1	-	3	3	3	5	3	2	11	11	0	Q
4	SUI	D SWITZERLAND	3	2	2	-	3	3	5	3	2	13	7	6	Q
5	ARG	E ARGENTINA	0	0	1	0	-	3	5	1	4	4	13	-9	
6	CHI	F CHILE	2	0	2	0	1	-	5	0	5	5	15	-10	

Semifinals

Finals





Medallists

As of TUE 25 JUL 2017

GOLD	SILVER	BRONZE
GER - Germany THOMAS Patrick SAGSTETTER Fabian FERNANDO Ajith SCHUBERT Lukas SCHMUTZLER Steve TRINEMEIER Nick THOMAS Sebastian FERNANDO Andrew SPAETH Oliver ALBRECHT Tim	SUI - Switzerland LAESSER Lukas SCHLATTINGER Raphael KOHLER Kevin REBSAMEN Ueli EYMANN Marco FEHR Nicolas KOHLER Mario MUELLER Malik SCHOCH Kenneth FLUECKIGER Luca	AUT - Austria ANDRIOLI Jean GUERTLER Gustav PAYRLEITNER Julian GSCHWANDTNER Bela WALCHSHOFER Elias HELMBERGER Manuel THALLER Klaus PUEHRINGER Martin WOHLFAHRT Stefan LUGMAIR Simon



Results

Name Bib	NOC Code	Set 1	Set 2	Set 3	Set 4	Set 5	Total points	Sets	Remark
ARGENTINA									
	ARG	5	9	7			21	0	
1	CAGNONE Carlos								
2	HERRERA Jose								
3	CRAVERO Tomas								
4	KRAUSE Tomas								
5	VILAR Gaston								
6	GALAN Martin								
7	MASCALI Tomas								
8	RIVOLTA Lucio								
CHILE									
	CHI	11	11	11			33	3	
1	MARCOS Cristian								
3	MODINGER Eduardo								
4	MODINGER Cristobal								
5	BUCAREY Felipe								
7	BOTTGER Rodrigo								
8	MODINGER Alvaro								
9	ARAYA Matias								
10	WERNER Joaquin								
11	WELLMANN Christian								
14	WELLMANN Jorge								

Officials

Name	Function
HOCHULI Jurg (SUI)	Referee
WEISS Wolfgang (AUT)	1st Assistant
CAVASIN Bruno (SUI)	2nd Assistant



Results

Name Bib	NOC Code	Set 1	Set 2	Set 3	Set 4	Set 5	Total points	Sets	Remark
BRAZIL	BRA	11	10	1	12	5	39	2	
1 ANDRIOLI Jayme									
2 SALES Alexandre									
3 GARAY Eduardo									
4 POERSCH Henrique									
5 LAMMEL Matheus									
7 SPRANDEL Rodrigo									
8 SCHMIDT Fransisco									
9 THEIS Guilherme									
10 SCHMIDT Joao									
83 FONTOURA Juliano									
AUSTRIA	AUT	5	12	11	10	11	49	3	
1 ANDRIOLI Jean									
2 GUERTLER Gustav									
3 PAYRLEITNER Julian									
4 GSCHWANDTNER Bela									
5 WALCHSHOFER Elias									
6 HELMBERGER Manuel									
7 THALLER Klaus									
8 PUEHRINGER Martin									
9 WOHLFAHRT Stefan									
10 LUGMAIR Simon									

Officials

Name	Function
FROMMKNECHT Rainer (GER)	Referee
HOCHULI Jurg (SUI)	1st Assistant
NIEMANN Olaf (GER)	2nd Assistant



Results

Name Bib	NOC Code	Set 1	Set 2	Set 3	Set 4	Set 5	Set 6	Set 7	Total points	Sets	Remark
GERMANY											
	GER	9	7	11	7	11	12	11	68	4	
1	THOMAS Patrick										
2	SAGSTETTER Fabian										
3	FERNANDO Ajith										
4	SCHUBERT Lukas										
7	SCHMUTZLER Steve										
9	TRINEMEIER Nick										
10	THOMAS Sebastian										
11	FERNANDO Andrew										
12	SPAETH Oliver										
13	ALBRECHT Tim										
SWITZERLAND											
	SUI	11	11	6	11	8	10	9	66	3	
2	LAESSER Lukas										
3	SCHLATTINGER Raphael										
4	KOHLER Kevin										
5	REBSAMEN Ueli										
6	EYMANN Marco										
8	FEHR Nicolas										
9	KOHLER Mario										
10	MUELLER Malik										
11	SCHOCH Kenneth										
13	FLUECKIGER Luca										

Officials

Name	Function
HUEBNER Reinhard (AUT)	Referee
NIEMANN Olaf (GER)	1st Assistant
CAVASIN Bruno (SUI)	2nd Assistant



Results

Name Bib	NOC Code	Set 1	Set 2	Set 3	Set 4	Set 5	Total points	Sets	Remark
GERMANY									
	GER	11	11	11			33	3	
1	THOMAS Patrick								
2	SAGSTETTER Fabian								
3	FERNANDO Ajith								
4	SCHUBERT Lukas								
7	SCHMUTZLER Steve								
9	TRINEMEIER Nick								
10	THOMAS Sebastian								
11	FERNANDO Andrew								
12	SPAETH Oliver								
13	ALBRECHT Tim								
BRAZIL									
	BRA	6	5	7			18	0	
1	ANDRIOLI Jayme								
2	SALES Alexandre								
3	GARAY Eduardo								
4	POERSCH Henrique								
5	LAMMEL Matheus								
7	SPRANDEL Rodrigo								
8	SCHMIDT Fransisco								
9	THEIS Guilherme								
10	SCHMIDT Joao								
83	FONTOURA Juliano								

Officials

Name	Function
WEISS Wolfgang (AUT)	Referee
CAVASIN Bruno (SUI)	1st Assistant
HUEBNER Reinhard (AUT)	2nd Assistant



Results

Name Bib	NOC Code	Set 1	Set 2	Set 3	Set 4	Set 5	Total points	Sets	Remark
AUSTRIA	AUT	13	9	11			33	0	
1 ANDRIOLI Jean									
2 GUERTLER Gustav									
3 PAYRLEITNER Julian									
4 GSCHWANDTNER Bela									
5 WALCHSHOFER Elias									
6 HELMBERGER Manuel									
7 THALLER Klaus									
8 PUEHRINGER Martin									
9 WOHLFAHRT Stefan									
10 LUGMAIR Simon									
SWITZERLAND	SUI	15	11	13			39	3	
2 LAESSER Lukas									
3 SCHLATTINGER Raphael									
4 KOHLER Kevin									
5 REBSAMEN Ueli									
6 EYMANN Marco									
8 FEHR Nicolas									
9 KOHLER Mario									
10 MUELLER Malik									
11 SCHOCH Kenneth									
13 FLUECKIGER Luca									

Officials

Name	Function
NIEMANN Olaf (GER)	Referee
HOCHULI Jurg (SUI)	2nd Assistant
HUEBNER Reinhard (AUT)	1st Assistant



Results

Name Bib	NOC Code	Set 1	Set 2	Set 3	Set 4	Set 5	Total points	Sets	Remark
GERMANY									
	GER	11	11	11			33	3	
1	THOMAS Patrick								
2	SAGSTETTER Fabian								
3	FERNANDO Ajith								
4	SCHUBERT Lukas								
7	SCHMUTZLER Steve								
9	TRINEMEIER Nick								
10	THOMAS Sebastian								
11	FERNANDO Andrew								
12	SPAETH Oliver								
13	ALBRECHT Tim								
ARGENTINA									
	ARG	1	6	8			15	0	
1	CAGNONE Carlos								
2	HERRERA Jose								
3	CRAVERO Tomas								
4	KRAUSE Tomas								
5	VILAR Gaston								
6	GALAN Martin								
7	MASCALI Tomas								
8	RIVOLTA Lucio								

Officials

Name	Function
HUEBNER Reinhard (AUT)	Referee
HOCHULI Jurg (SUI)	1st Assistant
CAVASIN Bruno (SUI)	2nd Assistant



Results

Name Bib	NOC Code	Set 1	Set 2	Set 3	Set 4	Set 5	Total points	Sets	Remark
SWITZERLAND									
	SUI	11	7	11	8	11	48	2	
2	LAESSER Lukas								
3	SCHLATTINGER Raphael								
4	KOHLER Kevin								
5	REBSAMEN Ueli								
6	EYMANN Marco								
8	FEHR Nicolas								
9	KOHLER Mario								
10	MUELLER Malik								
11	SCHOCH Kenneth								
13	FLUECKIGER Luca								
BRAZIL									
	BRA	6	11	9	11	13	50	3	
1	ANDRIOLI Jayme								
2	SALES Alexandre								
3	GARAY Eduardo								
4	POERSCH Henrique								
5	LAMMEL Matheus								
7	SPRANDEL Rodrigo								
8	SCHMIDT Fransisco								
9	THEIS Guilherme								
10	SCHMIDT Joao								
83	FONTOURA Juliano								

Officials

Name	Function
FROMMKNECHT Rainer (GER)	Referee
WEISS Wolfgang (AUT)	1st Assistant
NIEMANN Olaf (GER)	2nd Assistant



Results

Name Bib	NOC Code	Set 1	Set 2	Set 3	Set 4	Set 5	Total points	Sets	Remark
AUSTRIA									
	AUT	8	9	11	11	11	50	3	
1	ANDRIOLI Jean								
2	GUERTLER Gustav								
3	PAYRLEITNER Julian								
4	GSCHWANDTNER Bela								
5	WALCHSHOFER Elias								
6	HELMBERGER Manuel								
7	THALLER Klaus								
8	PUEHRINGER Martin								
9	WOHLFAHRT Stefan								
10	LUGMAIR Simon								
CHILE									
	CHI	11	11	9	8	5	44	2	
1	MARCOS Cristian								
3	MODINGER Eduardo								
4	MODINGER Cristobal								
5	BUCAREY Felipe								
7	BOTTGER Rodrigo								
8	MODINGER Alvaro								
9	ARAYA Matias								
10	WERNER Joaquin								
11	WELLMANN Christian								
14	WELLMANN Jorge								

Officials

Name	Function
HOCHULI Jurg (SUI)	Referee
CAVASIN Bruno (SUI)	1st Assistant
NIEMANN Olaf (GER)	2nd Assistant



Results

Name Bib	NOC Code	Set 1	Set 2	Set 3	Set 4	Set 5	Total points	Sets	Remark
BRAZIL	BRA	11	7	11	11		40	3	
1 ANDRIOLI Jayme									
2 SALES Alexandre									
3 GARAY Eduardo									
4 POERSCH Henrique									
5 LAMMEL Matheus									
7 SPRANDEL Rodrigo									
8 SCHMIDT Fransisco									
9 THEIS Guilherme									
10 SCHMIDT Joao									
83 FONTOURA Juliano									
ARGENTINA	ARG	7	11	8	5		31	1	
1 CAGNONE Carlos									
2 HERRERA Jose									
3 CRAVERO Tomas									
4 KRAUSE Tomas									
5 VILAR Gaston									
6 GALAN Martin									
7 MASCALI Tomas									
8 RIVOLTA Lucio									

Officials

Name	Function
WEISS Wolfgang (AUT)	Referee
FROMMKNECHT Rainer (GER)	1st Assistant
HOCHULI Jurg (SUI)	2nd Assistant



Results

Name Bib	NOC Code	Set 1	Set 2	Set 3	Set 4	Set 5	Total points	Sets	Remark
GERMANY									
	GER	8	11	8	6		33	1	
1	THOMAS Patrick								
2	SAGSTETTER Fabian								
3	FERNANDO Ajith								
4	SCHUBERT Lukas								
7	SCHMUTZLER Steve								
9	TRINEMEIER Nick								
10	THOMAS Sebastian								
11	FERNANDO Andrew								
12	SPAETH Oliver								
13	ALBRECHT Tim								
AUSTRIA									
	AUT	11	9	11	11		42	3	
1	ANDRIOLI Jean								
2	GUERTLER Gustav								
3	PAYRLEITNER Julian								
4	GSCHWANDTNER Bela								
5	WALCHSHOFER Elias								
6	HELMBERGER Manuel								
7	THALLER Klaus								
8	PUEHRINGER Martin								
9	WOHLFAHRT Stefan								
10	LUGMAIR Simon								

Officials

Name	Function
CAVASIN Bruno (SUI)	Referee
HUEBNER Reinhard (AUT)	1st Assistant
FROMMKNECHT Rainer (GER)	2nd Assistant



Results

Name Bib	NOC Code	Set 1	Set 2	Set 3	Set 4	Set 5	Total points	Sets	Remark
SWITZERLAND									
	SUI	11	11	11			33	3	
2	LAESSER Lukas								
3	SCHLATTINGER Raphael								
4	KOHLER Kevin								
5	REBSAMEN Ueli								
6	EYMANN Marco								
8	FEHR Nicolas								
9	KOHLER Mario								
10	MUELLER Malik								
11	SCHOCH Kenneth								
13	FLUECKIGER Luca								
CHILE									
	CHI	4	3	8			15	0	
1	MARCOS Cristian								
3	MODINGER Eduardo								
4	MODINGER Cristobal								
5	BUCAREY Felipe								
7	BOTTGER Rodrigo								
8	MODINGER Alvaro								
9	ARAYA Matias								
10	WERNER Joaquin								
11	WELLMANN Christian								
14	WELLMANN Jorge								

Officials

Name	Function
NIEMANN Olaf (GER)	Referee
WEISS Wolfgang (AUT)	1st Assistant
HUEBNER Reinhard (AUT)	2nd Assistant



Results

Name Bib	NOC Code	Set 1	Set 2	Set 3	Set 4	Set 5	Total points	Sets	Remark
GERMANY									
	GER	11	11	11			33	3	
1	THOMAS Patrick								
2	SAGSTETTER Fabian								
3	FERNANDO Ajith								
4	SCHUBERT Lukas								
7	SCHMUTZLER Steve								
9	TRINEMEIER Nick								
10	THOMAS Sebastian								
11	FERNANDO Andrew								
12	SPAETH Oliver								
13	ALBRECHT Tim								
CHILE									
	CHI	9	4	0			13	0	
1	MARCOS Cristian								
3	MODINGER Eduardo								
4	MODINGER Cristobal								
5	BUCAREY Felipe								
7	BOTTGER Rodrigo								
8	MODINGER Alvaro								
9	ARAYA Matias								
10	WERNER Joaquin								
11	WELLMANN Christian								
14	WELLMANN Jorge								

Officials

Name	Function
HUEBNER Reinhard (AUT)	Referee
CAVASIN Bruno (SUI)	1st Assistant
WEISS Wolfgang (AUT)	2nd Assistant



Results

Name Bib	NOC Code	Set 1	Set 2	Set 3	Set 4	Set 5	Total points	Sets	Remark
SWITZERLAND									
	SUI	11	11	11			33	3	
2	LAESSER Lukas								
3	SCHLATTINGER Raphael								
4	KOHLER Kevin								
5	REBSAMEN Ueli								
6	EYMANN Marco								
8	FEHR Nicolas								
9	KOHLER Mario								
10	MUELLER Malik								
11	SCHOCH Kenneth								
13	FLUECKIGER Luca								
ARGENTINA									
	ARG	5	8	2			15	0	
1	CAGNONE Carlos								
2	HERRERA Jose								
3	CRAVERO Tomas								
4	KRAUSE Tomas								
5	VILAR Gaston								
6	GALAN Martin								
7	MASCALI Tomas								
8	RIVOLTA Lucio								

Officials

Name	Function
FROMMKNECHT Rainer (GER)	Referee
NIEMANN Olaf (GER)	1st Assistant
HUEBNER Reinhard (AUT)	2nd Assistant



Results

Name Bib	NOC Code	Set 1	Set 2	Set 3	Set 4	Set 5	Total points	Sets	Remark
BRAZIL	BRA	10	13	8	11	11	53	3	
1 ANDRIOLI Jayme									
2 SALES Alexandre									
3 GARAY Eduardo									
4 POERSCH Henrique									
5 LAMMEL Matheus									
7 SPRANDEL Rodrigo									
8 SCHMIDT Fransisco									
9 THEIS Guilherme									
10 SCHMIDT Joao									
83 FONTOURA Juliano									
CHILE	CHI	12	11	11	7	5	46	2	
1 MARCOS Cristian									
3 MODINGER Eduardo									
4 MODINGER Cristobal									
5 BUCAREY Felipe									
7 BOTTGER Rodrigo									
8 MODINGER Alvaro									
9 ARAYA Matias									
10 WERNER Joaquin									
11 WELLMANN Christian									
14 WELLMANN Jorge									

Officials

Name	Function
CAVASIN Bruno (SUI)	Referee
HUEBNER Reinhard (AUT)	1st Assistant
WEISS Wolfgang (AUT)	2nd Assistant



Results

Name Bib	NOC Code	Set 1	Set 2	Set 3	Set 4	Set 5	Total points	Sets	Remark
AUSTRIA									
	AUT	11	11	11			33	3	
1	ANDRIOLI Jean								
2	GUERTLER Gustav								
3	PAYRLEITNER Julian								
4	GSCHWANDTNER Bela								
5	WALCHSHOFER Elias								
6	HELMBERGER Manuel								
7	THALLER Klaus								
8	PUEHRINGER Martin								
9	WOHLFAHRT Stefan								
10	LUGMAIR Simon								
ARGENTINA									
	ARG	3	4	9			16	0	
1	CAGNONE Carlos								
2	HERRERA Jose								
3	CRAVERO Tomas								
4	KRAUSE Tomas								
5	VILAR Gaston								
6	GALAN Martin								
7	MASCALI Tomas								
8	RIVOLTA Lucio								

Officials

Name	Function
HOCHULI Jurg (SUI)	Referee
NIEMANN Olaf (GER)	1st Assistant
FROMMKNECHT Rainer (GER)	2nd Assistant



Results

Name Bib	NOC Code	Set 1	Set 2	Set 3	Set 4	Set 5	Total points	Sets	Remark
GERMANY									
	GER	10	11	11	11		43	3	
1	THOMAS Patrick								
2	SAGSTETTER Fabian								
3	FERNANDO Ajith								
4	SCHUBERT Lukas								
7	SCHMUTZLER Steve								
9	TRINEMEIER Nick								
10	THOMAS Sebastian								
11	FERNANDO Andrew								
12	SPAETH Oliver								
13	ALBRECHT Tim								
BRAZIL									
	BRA	12	3	7	5		27	1	
1	ANDRIOLI Jayme								
2	SALES Alexandre								
3	GARAY Eduardo								
4	POERSCH Henrique								
5	LAMMEL Matheus								
7	SPRANDEL Rodrigo								
8	SCHMIDT Fransisco								
9	THEIS Guilherme								
10	SCHMIDT Joao								
83	FONTOURA Juliano								

Officials

Name	Function
WEISS Wolfgang (AUT)	Referee
CAVASIN Bruno (SUI)	1st Assistant
FROMMKNECHT Rainer (GER)	2nd Assistant



Results

Name Bib	NOC Code	Set 1	Set 2	Set 3	Set 4	Set 5	Total points	Sets	Remark
SWITZERLAND									
	SUI	12	11	8	11		42	3	
2	LAESSER Lukas								
3	SCHLATTINGER Raphael								
4	KOHLER Kevin								
5	REBSAMEN Ueli								
6	EYMANN Marco								
8	FEHR Nicolas								
9	KOHLER Mario								
10	MUELLER Malik								
11	SCHOCH Kenneth								
13	FLUECKIGER Luca								
AUSTRIA									
	AUT	10	5	11	8		34	1	
1	ANDRIOLI Jean								
2	GUERTLER Gustav								
3	PAYRLEITNER Julian								
4	GSCHWANDTNER Bela								
5	WALCHSHOFER Elias								
6	HELMBERGER Manuel								
7	THALLER Klaus								
8	PUEHRINGER Martin								
9	WOHLFAHRT Stefan								
10	LUGMAIR Simon								

Officials

Name	Function
NIEMANN Olaf (GER)	Referee
HUEBNER Reinhard (AUT)	1st Assistant
HOCHULI Jurg (SUI)	2nd Assistant



Results

Name Bib	NOC Code	Set 1	Set 2	Set 3	Set 4	Set 5	Total points	Sets	Remark
AUSTRIA	AUT	12	12	11	11		46	3	
1 ANDRIOLI Jean									
2 GUERTLER Gustav									
3 PAYRLEITNER Julian									
4 GSCHWANDTNER Bela									
5 WALCHSHOFER Elias									
6 HELMBERGER Manuel									
7 THALLER Klaus									
8 PUEHRINGER Martin									
9 WOHLFAHRT Stefan									
10 LUGMAIR Simon									
BRAZIL	BRA	10	14	8	9		41	1	
1 ANDRIOLI Jayme									
2 SALES Alexandre									
3 GARAY Eduardo									
4 POERSCH Henrique									
5 LAMMEL Matheus									
7 SPRANDEL Rodrigo									
8 SCHMIDT Fransisco									
9 THEIS Guilherme									
10 SCHMIDT Joao									
83 FONTOURA Juliano									

Officials

Name	Function
NIEMANN Olaf (GER)	Referee
CAVASIN Bruno (SUI)	1st Assistant
HOCHULI Jurg (SUI)	2nd Assistant



Results

Name Bib	NOC Code	Set 1	Set 2	Set 3	Set 4	Set 5	Total points	Sets	Remark
GERMANY									
	GER	14	12	8	11	11	56	3	
1	THOMAS Patrick								
2	SAGSTETTER Fabian								
3	FERNANDO Ajith								
4	SCHUBERT Lukas								
7	SCHMUTZLER Steve								
9	TRINEMEIER Nick								
10	THOMAS Sebastian								
11	FERNANDO Andrew								
12	SPAETH Oliver								
13	ALBRECHT Tim								
SWITZERLAND									
	SUI	15	10	11	7	6	49	2	
2	LAESSER Lukas								
3	SCHLATTINGER Raphael								
4	KOHLER Kevin								
5	REBSAMEN Ueli								
6	EYMANN Marco								
8	FEHR Nicolas								
9	KOHLER Mario								
10	MUELLER Malik								
11	SCHOCH Kenneth								
13	FLUECKIGER Luca								

Officials

Name	Function
HUEBNER Reinhard (AUT)	Referee
HOCHULI Jurg (SUI)	1st Assistant
FROMMKNECHT Rainer (GER)	2nd Assistant



Results

Name Bib	NOC Code	Set 1	Set 2	Set 3	Set 4	Set 5	Total points	Sets	Remark
ARGENTINA									
	ARG	11	11	6	11		39	3	
1	CAGNONE Carlos								
2	HERRERA Jose								
3	CRAVERO Tomas								
4	KRAUSE Tomas								
5	VILAR Gaston								
6	GALAN Martin								
7	MASCALI Tomas								
8	RIVOLTA Lucio								
CHILE									
	CHI	4	8	11	9		32	1	
1	MARCOS Cristian								
3	MODINGER Eduardo								
4	MODINGER Cristobal								
5	BUCAREY Felipe								
7	BOTTGER Rodrigo								
8	MODINGER Alvaro								
9	ARAYA Matias								
10	WERNER Joaquin								
11	WELLMANN Christian								
14	WELLMANN Jorge								

Officials

Name	Function
CAVASIN Bruno (SUI)	Referee
WEISS Wolfgang (AUT)	1st Assistant
NIEMANN Olaf (GER)	2nd Assistant

RESULTS BOOK



Floorball



THE WORLD GAMES
WROCLAW 2017

T+TISSOT
SWISS WATCHES SINCE 1853

RESULTS BOOK

TABLE OF CONTENT

15	Floorball	980
15.1	Table of Contents	981
15.2	Medallists by Event	983
15.3	Medal Standings	984
15.4	Men's	985
15.4.1	Team Roster	986
15.4.1.1	Team Roster - CZE	986
15.4.1.2	Team Roster - FIN	987
15.4.1.3	Team Roster - POL	988
15.4.1.4	Team Roster - SUI	989
15.4.1.5	Team Roster - SWE	990
15.4.1.6	Team Roster - USA	991
15.4.2	Tournament Summary	992
15.4.3	Medallists	994
15.4.4	Finals	995
15.4.4.1	Rank 5/6 Results POL - USA	995
15.4.4.2	Bronze Medal Results FIN - CZE	996
15.4.4.3	Gold Medal Results SUI - SWE	997
15.4.5	Semifinals	998
15.4.5.1	Results FIN - SUI	998
15.4.5.2	Results SWE - CZE	1000
15.4.6	Preliminary Round - Group B	1001
15.4.6.1	Results SUI - USA	1001
15.4.6.2	Results USA - SWE	1002
15.4.6.3	Results SWE - SUI	1004
15.4.7	Preliminary Round - Group A	1005
15.4.7.1	Results FIN - CZE	1005
15.4.7.2	Results POL - FIN	1006
15.4.7.3	Results CZE - POL	1007





Medallists by Event

As of SUN 30 JUL 2017

After 1 of 1 Events

Event	Date	Medal	Name	NOC Code
Men	30 JUL 2017	GOLD	SAMUELSSON Johan	SWE
			LARSSON Johannes	
			NILSSON Kim	
			GALANTE CARLSTROM Alexander	
			SAMUELSSON Mattias	
			GUSTAFSSON Tobias	
			HEDLUND Kasper	
			ENSTROM Rasmus	
			JOHANSSON Emil	
			SUNDSTEDT Rasmus	
			SVAHN Jonas	
			NILSBERTH Robin	
			PARSJO TEGNER Mans	
		KLINTSTEN Viktor		
		SILVER	BISCHOFBERGER Nicola	SUI
			LAELY Claudio	
			MAURER Manuel	
			HOFBAUER Matthias	
			RIEDI Paolo	
			ENGEL Manuel	
			MEIER Christoph	
			EDER Patrick	
			BERRY Kevin	
			MENDELIN Patrick	
			FURRER Curdin	
			HARTMANN Dan	
			GRAF Luca	
		BRAILLARD Tim		
		BRONZE	STRANDBERG Santtu	FIN
			KIVILEHTO Juha	
SALIN Eemeli				
PIHA Jussi				
LAMMINEN Janne				
SALO Nico				
VAANANEN Tatu				
KOHONEN Mika				
STENFORS Lauri				
SAVONEN Krister				
KOTILAINEN Peter				
LUUKKONEN Pyry				
JOHANSSON Sami				
KAILIALA Miko				



Medal Standings

As of SUN 30 JUL 2017


After 1 of 1 Events

Rank	NOC	Men				Rank by Total
		G	S	B	Tot	
1	SWE - Sweden	1			1	=1
2	SUI - Switzerland		1		1	=1
3	FIN - Finland			1	1	=1
Total:		1	1	1	3	

Legend:

= Equal sign indicates that two or more NOCs share the same rank by total

B Bronze **G** Gold **S** Silver **Tot** Total

Timing and Results provided by  **TISSOT**

RESULTS BOOK



Floorball Men's



THE WORLD GAMES
WROCLAW 2017

T+TISSOT
SWISS WATCHES SINCE 1853



Team Roster

As of THU 27 JUL 2017 At 10:25

CZE - Czech Republic


No.	Name	Pos	Date of Birth	Age
3	SEBEK Daniel	F	23 MAR 1989	28
4	CURNEY Jiri	F	5 OCT 1989	27
7	TOMASIK Milan	F	5 JUL 1988	29
9	VALES Radek	F	17 OCT 1994	22
12	SUCHANEK Patrik	D	16 NOV 1990	26
15	BENES Marek	F	26 OCT 1997	19
17	GARCAR Milan	D	2 APR 1983	34
19	DOZA Patrik	F	6 OCT 1993	23
22	VELTSMID Lukas	D	26 NOV 1992	24
23	NEMECEK Ondrej	D	10 JUN 1998	19
25	GRUBER Jakub	F	25 SEP 1994	22
28	JENDRISAK Matej	F	3 APR 1989	28
74	BAUER Lukas	GK	7 APR 1991	26
98	MICHAJLOVIC Radovan	GK	31 JUL 1986	30

Team Officials

Head Coach	KETTUNEN Petri (FIN)
Coach	FRIDRICH Milan
Coach	SIKORA Radek
Coach	AHTIAINEN Kalle Akseli (FIN)

Legend:

(C) Captain D Defender F Forward GK Goalkeeper

Timing and Results provided by  **TISSOT**



Team Roster

As of WED 26 JUL 2017 At 22:05

FIN - Finland


No.	Name	Pos	Date of Birth	Age
1	STRANDBERG Santtu	GK	5 FEB 1991	26
8	KIVILEHTO Juha	D	26 DEC 1981	35
9	SALIN Eemeli	F	2 MAY 1990	27
16	PIHA Jussi	F	21 FEB 1987	30
17	LAMMINEN Janne	D	29 DEC 1985	31
20	SALO Nico	D	21 JAN 1994	23
21	VAANANEN Tatu	D	6 JUL 1983	34
29	KOHONEN Mika	F	10 MAY 1977	40
30	STENFORS Lauri	D	12 SEP 1990	26
56	SAVONEN Krister	D	19 MAY 1994	23
61	KOTILAINEN Peter	F	7 SEP 1994	22
73	LUUKKONEN Pyy	GK	6 JUN 1987	30
77	JOHANSSON Sami	F	27 JUN 1993	24
87	KAILIALA Miko	F	15 JAN 1993	24

Team Officials

Head Coach	NYKKY Petteri
Coach	KUITUNEN Samu
Physiotherapist	HAAPALAINEN Ari
Physiotherapist	OHMAN Aleksii

Legend:

(C) Captain D Defender F Forward GK Goalkeeper

Timing and Results provided by  **TISSOT**



Team Roster

As of WED 26 JUL 2017 At 22:05

POL - Poland


No.	Name	Pos	Date of Birth	Age
6	LUKASZEWSKI Filip	D	23 JUN 1997	20
10	MALAJKA Wojciech	F	11 AUG 1999	17
11	SIENKO Michal	D	13 JUN 1996	21
13	PELCZARSKI Karol	D	11 FEB 1998	19
14	KOSTELA Piotr	F	6 JUN 1987	30
15	ANTONIAK Mateusz	F	18 MAR 1991	26
17	SIENKO Maciej	F	14 JAN 1995	22
28	JASTRZEBSKI Maciej	GK	3 DEC 1992	24
31	DAHLSTROM Alexander	F	21 OCT 1997	19
52	CHLEBDA Lukasz	F	17 DEC 1991	25
74	BOGDANSKI Maciej	GK	5 DEC 1992	24
77	LYSKAWA Jakub	F	3 JAN 1997	20
88	TURWON Mateusz	D	2 OCT 1995	21
94	MALASIEWICZ Krystian	D	6 MAY 1986	31

Team Officials

Head Coach	HOLOVKA Jan (CZE)
Coach	HRCEK Libor (CZE)
Physiotherapist	IWANICKI Mateusz

Legend:

(C) Captain D Defender F Forward GK Goalkeeper

Timing and Results provided by  **TISSOT**



Team Roster

As of WED 26 JUL 2017 At 22:05

SUI - Switzerland


No.	Name	Pos	Date of Birth	Age
2	BISCHOFBERGER Nicola	D	12 AUG 1994	22
6	LAELY Claudio	F	22 FEB 1992	25
11	MAURER Manuel	F	14 AUG 1993	23
19	HOFBAUER Matthias	F	22 MAY 1981	36
21	RIEDI Paolo	F	16 DEC 1992	24
23	ENGEL Manuel	F	31 OCT 1993	23
25	MEIER Christoph	F	14 MAY 1991	26
30	EDER Patrick	GK	25 JUL 1990	27
47	BERRY Kevin	D	16 FEB 1993	24
50	MENDELIN Patrick	F	7 APR 1987	30
74	FURRER Curdin	GK	21 MAR 1991	26
96	HARTMANN Dan	F	4 JUN 1996	21
97	GRAF Luca	D	16 DEC 1990	26
99	BRAILLARD Tim	F	27 NOV 1992	24

Team Officials

Head Coach	JANSSON David (SWE)
Coach	JUSSILA Esa (FIN)
Team Manager	LOTSCHER Roger
Physiotherapist	SAX Nadine

Legend:

(C) Captain D Defender F Forward GK Goalkeeper

Timing and Results provided by  **TISSOT**



Team Roster

As of WED 26 JUL 2017 At 22:05

SWE - Sweden


No.	Name	Pos	Date of Birth	Age
2	SAMUELSSON Johan	F	1 DEC 1988	28
3	LARSSON Johannes	F	11 JAN 1990	27
7	NILSSON Kim	F	28 MAR 1988	29
9	GALANTE CARLSTROM Alexander	F	30 JAN 1989	28
13	SAMUELSSON Mattias	D	16 SEP 1983	33
14	GUSTAFSSON Tobias	D	17 OCT 1992	24
16	HEDLUND Kasper	D	31 JUL 1992	24
17	ENSTROM Rasmus	F	17 NOV 1989	27
20	JOHANSSON Emil	D	14 AUG 1992	24
22	SUNDSTEDT Rasmus	F	8 JAN 1989	28
25	SVAHN Jonas	F	25 JUN 1991	26
27	NILSBERTH Robin	D	4 APR 1989	28
30	PARSJO TEGNER Mans	GK	1 JAN 1994	23
31	KLINTSTEN Viktor	GK	28 NOV 1988	28

Team Officials

Head Coach	HILL Mikael
Coach	LUNDMARK Andreas
Team Manager	IRAEUS Karl-Johan
Physiotherapist	TUNER Carl Henrik

Legend:

(C) Captain D Defender F Forward GK Goalkeeper

Timing and Results provided by  **TISSOT**



Team Roster

As of WED 26 JUL 2017 At 22:05

USA - United States Of America


No.	Name	Pos	Date of Birth	Age
3	MILLER Alexander	D	22 MAR 1997	20
5	LANZLINGER Fabian	D	17 MAR 1988	29
10	GRANVALD Alexander	F	18 SEP 1992	24
11	HANSEN Mattias	F	9 JUL 1992	25
20	McVEY Alexander	F	14 JUL 1995	22
22	MORI Raphael	F	9 APR 1990	27
23	FRANK Terence	GK	12 SEP 1974	42
24	BINDER Michael	D	12 MAR 1986	31
28	RUEGG Maurin	D	28 APR 1991	26
44	BROWN Robin	F	18 FEB 1992	25
79	VAHA-VAHE Mikko	D	23 SEP 1993	23
83	ZIMMERMANN Stefan	F	26 SEP 1983	33
88	HEARNS Reed	D	14 MAY 1991	26
89	GLANZMANN Keven	GK	23 OCT 1993	23

Team Officials

Head Coach	HEDLUND Stefan (SWE)
Coach	FASO Vincent
Team Manager	TROY Adam (SWE)
Team Manager	SVENSSON Jan (NOR)

Legend:

(C) Captain D Defender F Forward GK Goalkeeper

Timing and Results provided by  **TISSOT**



Tournament Summary

As of SUN 30 JUL 2017

Final

Phase	Teams	Start Time	Final	1st Period	2nd Period	3rd Period
Bronze Medal	FIN - CZE	11:00	2 - 0	0 - 0	1 - 0	1 - 0
Gold Medal	SUI - SWE	14:30	5 - 7	2 - 1	3 - 4	0 - 2

Group A					Games				Goals			Class. Points
Rank		FIN	CZE	POL	Played	Won	Draw	Lost	GDiff	For	Against	
1	FIN		4 - 2	5 - 0	2	2	0	0	7	9	2	4
2	CZE	2 - 4		12 - 1	2	1	0	1	9	14	5	2
3	POL	0 - 5	1 - 12		2	0	0	2	-16	1	17	0

Group B					Games				Goals			Class. Points
Rank		SWE	SUI	USA	Played	Won	Draw	Lost	GDiff	For	Against	
1	SWE		3 - 0	20 - 0	2	2	0	0	23	23	0	4
2	SUI	0 - 3		17 - 0	2	1	0	1	14	17	3	2
3	USA	0 - 20	0 - 17		2	0	0	2	-37	0	37	0

Semifinals

Gold Medal Game

Final Ranking

FIN - 2
M07 29 JUL
SUI - 5
SWE - 5
M08 29 JUL
CZE - 2

SUI - 5
M11 30 JUL
SWE - 7

Bronze Medal Game

FIN - 2
M10 30 JUL
CZE - 0

Medal	Rank	Team
Gold	1	SWE
Silver	2	SUI
Bronze	3	FIN
	4	CZE
	5	USA
	6	POL

Classification 5th/6th Place

POL - 1
M09 29 JUL
USA - 4



Tournament Summary

As of SUN 30 JUL 2017

Legend:
Class. Classification GDiff Goal difference



Medallists

GOLD	SILVER	BRONZE
SWE - Sweden SAMUELSSON Johan LARSSON Johannes NILSSON Kim GALANTE CARLSTROM Alexander SAMUELSSON Mattias GUSTAFSSON Tobias HEDLUND Kasper ENSTROM Rasmus JOHANSSON Emil SUNDSTEDT Rasmus SVAHN Jonas NILSBERTH Robin PARSJO TEGNER Mans KLINTSTEN Viktor	SUI - Switzerland BISCHOFBERGER Nicola LAELY Claudio MAURER Manuel HOFBAUER Matthias RIEDI Paolo ENGEL Manuel MEIER Christoph EDER Patrick BERRY Kevin MENDELIN Patrick FURRER Curdin HARTMANN Dan GRAF Luca BRAILLARD Tim	FIN - Finland STRANDBERG Santtu KIVILEHTO Juha SALIN Eemeli PIHA Jussi LAMMINEN Janne SALO Nico VAANANEN Tatu KOHONEN Mika STENFORS Lauri SAVONEN Krister KOTILAINEN Peter LUUKKONEN Pyy JOHANSSON Sami KAILIALA Miko



Game No: 9

Results

POL 1 - 4 USA

(1 - 2, 0 - 0, 0 - 2)

Referees

GROSS Martins (LAT)
LARINOVŠ Martins (LAT)

POL - Poland

No.	Name	Pos	Goals	Ast	Pts	SOG	PIM
6	LUKASZEWSKI Filip	D					
10	MALAJKA Wojciech	F				2	2
11	SIENKO Michal	D				4	
13	PELCZARSKI Karol	D				1	
14	KOSTELA Piotr	F				1	
15	ANTONIAK Mateusz	F				3	
17	SIENKO Maciej	F		1	1	1	
31	DAHLSTROM Alexander	F					2
52	CHLEBDA Lukasz	F				3	2
77	LYSKAWA Jakub	F	1		1	2	
88	TURWON Mateusz	D				2	
94	MALASIEWICZ Krystian	D					
28	JASTRZEBSKI Maciej	GK					
74	BOGDANSKI Maciej	GK					
Totals			1	1	2	19	6

Head Coach HOLOVKA Jan (CZE)

USA - United States Of America

No.	Name	Pos	Goals	Ast	Pts	SOG	PIM
3	MILLER Alexander	D				2	2
5	LANZLINGER Fabian	D					
10	GRANVALD Alexander	F				1	
11	HANSEN Mattias	F	1	1	2	3	
20	McVEY Alexander	F	1	2	3	3	5
22	MORI Raphael	F		1	1	1	
24	BINDER Michael	D					
28	RUEGG Maurin	D	1		1	1	
44	BROWN Robin	F					
79	VAHA-VAHE Mikko	D	1		1	1	
83	ZIMMERMANN Stefan	F				1	
88	HEARNS Reed	D					
23	FRANK Terence	GK					
89	GLANZMANN Keven	GK					
Totals			4	4	8	13	7

Head Coach HEDLUND Stefan (SWE)

Goalkeepers	Saves	%	Played Time
28 JASTRZEBSKI Maciej			
74 BOGDANSKI Maciej	9 / 13	69.23	44:05
Totals	9 / 13	69.23	45:00

Goalkeepers	Saves	%	Played Time
23 FRANK Terence			
89 GLANZMANN Keven	18 / 19	94.74	45:00
Totals	18 / 19	94.74	45:00

Time	Action	POL - Poland	Score	USA - United States Of America
1st Period				
0:00				89 GLANZMANN K Goalkeeper
0:00		74 BOGDANSKI M Goalkeeper		
7:32	Penalty	31 DAHLSTROM A 2 minutes		
7:32	Goal		0 - 1	11 HANSEN M Ast: 20 McVEY A
9:35	Goal		0 - 2	28 RUEGG M Ast: 22 MORI R
13:43	Goal	77 LYSKAWA J Ast: 17 SIENKO M	1 - 2	
2nd Period				
0:00				89 GLANZMANN K Goalkeeper
0:00		74 BOGDANSKI M Goalkeeper		
4:15	Penalty			20 McVEY A 5 minutes
14:43	Penalty	10 MALAJKA W 2 minutes		
3rd Period				
0:00				89 GLANZMANN K Goalkeeper
0:00		74 BOGDANSKI M Goalkeeper		
0:41	Goal		1 - 3	20 McVEY A Ast: 11 HANSEN M
13:25	Penalty			3 MILLER A 2 minutes
13:25		74 BOGDANSKI M Goalkeeper out - Empty net		
14:20	Goal		1 - 4	79 VAHA-VAHE M Ast: 20 McVEY A
14:20		74 BOGDANSKI M Goalkeeper in		
14:53	Penalty	52 CHLEBDA L 2 minutes		

Legend:

(C) Captain Ast Assists GK Goalkeeper MP Matches Played No Number
PIM Penalty in Minutes Pos Playing Position Pts Points SOG Shots on Goals

Timing and Results provided by **TISSOT**



Game No: 10

Results

FIN 2 - 0 CZE

(0 - 0, 1 - 0, 1 - 0)

Referees

BOSTROM Glenn Bertil (SWE)
SODERMAN Jan Anders Hakan (SWE)

FIN - Finland

No.	Name	Pos	Goals	Ast	Pts	SOG	PIM
8	KIVILEHTO Juha	D					
9	SALIN Eemeli	F				2	
16	PIHA Jussi	F					
17	LAMMINEN Janne	D	1		1	2	
20	SALO Nico	D					
21	VAANANEN Tatu	D				2	
29	KOHONEN Mika	F				1	
30	STENFORS Lauri	D					
56	SAVONEN Krister	D				1	
61	KOTILAINEN Peter	F		1	1	1	
77	JOHANSSON Sami	F				4	
87	KAILIALA Miko	F	1		1	1	
1	STRANDBERG Santtu	GK					
73	LUUKKONEN Pyry	GK					
Totals			2	1	3	14	

Head Coach NYKKY Petteri

CZE - Czech Republic

No.	Name	Pos	Goals	Ast	Pts	SOG	PIM
3	SEBEK Daniel	F				2	
4	CURNEY Jiri	F				1	
7	TOMASIK Milan	F				2	
9	VALES Radek	F					
12	SUCHANEK Patrik	D					
15	BENES Marek	F				3	
17	GARCAR Milan	D					
19	DOZA Patrik	F				1	
22	VELTSMID Lukas	D					2
23	NEMECEK Ondrej	D				1	2
25	GRUBER Jakub	F					
28	JENDRISAK Matej	F				1	
74	BAUER Lukas	GK					
98	MICHAJLOVIC Radovan	GK					
Totals						11	4

Head Coach KETTUNEN Petri (FIN)

Goalkeepers	Saves	%	Played Time
1 STRANDBERG Santtu			
73 LUUKKONEN Pyry	11 / 11	100.00	44:02
Totals	11 / 11	100.00	45:00

Goalkeepers	Saves	%	Played Time
74 BAUER Lukas	12 / 14	85.71	43:45
98 MICHAJLOVIC Radovan			
Totals	12 / 14	85.71	45:00

Time	Action	FIN - Finland	Score	CZE - Czech Republic
1st Period				
0:00				74 BAUER L Goalkeeper
0:00		73 LUUKKONEN P Goalkeeper		
8:14		56 SAVONEN K		
8:14	Penalty			23 NEMECEK O 2 minutes
2nd Period				
0:00				74 BAUER L Goalkeeper
0:00		73 LUUKKONEN P Goalkeeper		
4:20		73 LUUKKONEN P Goalkeeper out - Empty net		
5:18	Penalty			22 VELTSMID L 2 minutes
5:18		73 LUUKKONEN P Goalkeeper in		
6:58	Goal	17 LAMMINEN J Ast: 61 KOTILAINEN P	1 - 0	
3rd Period				
0:00				74 BAUER L Goalkeeper
0:00		73 LUUKKONEN P Goalkeeper		
13:22				74 BAUER L Goalkeeper out - Empty net
14:30	Goal	87 KAILIALA M	2 - 0	
14:30				74 BAUER L Goalkeeper in
14:53				74 BAUER L Goalkeeper out - Empty net

Legend:	(C)	Ast	GK	MP	No
	Captain	Assists	Goalkeeper	Matches Played	Number
	PIM	Pos	Pts	SOG	
	Penalty in Minutes	Playing Position	Points	Shots on Goals	

Timing and Results provided by **TISSOT**



Game No: 11

Results

SUI 5 - 7 SWE

(2 - 1, 3 - 4, 0 - 2)

Referees

ALAKARE Mikko Petteri (FIN)
VILKKI Vesa Juhani (FIN)

SUI - Switzerland

No.	Name	Pos	Goals	Ast	Pts	SOG	PIM
2	BISCHOFBERGER Nicola	D					
6	LAELY Claudio	F	2		2	6	
11	MAURER Manuel	F				1	
19	HOFBAUER Matthias	F				2	2
21	RIEDI Paolo	F		1	1	2	
23	ENGEL Manuel	F	1		1	2	
25	MEIER Christoph	F	1		1	1	
47	BERRY Kevin	D	1		1	3	
50	MENDELIN Patrick	F		1	1		
96	HARTMANN Dan	F					
97	GRAF Luca	D		1	1	2	
99	BRAILLARD Tim	F		2	2	1	
30	EDER Patrick	GK					
74	FURRER Curdin	GK					
Totals			5	5	10	20	2
Head Coach		JANSSON David (SWE)					

SWE - Sweden

No.	Name	Pos	Goals	Ast	Pts	SOG	PIM
2	SAMUELSSON Johan	F	1	1	2	4	
3	LARSSON Johannes	F	2		2	5	
7	NILSSON Kim	F	2		2	4	
9	GALANTE CARLSTROM Alexander	F	2		2	2	
13	SAMUELSSON Mattias	D		1	1	1	
14	GUSTAFSSON Tobias	D				2	
16	HEDLUND Kasper	D		1	1		
17	ENSTROM Rasmus	F		1	1	1	2
20	JOHANSSON Emil	D				1	
22	SUNDSTEDT Rasmus	F				2	
25	SVAHN Jonas	F					
27	NILSBERTH Robin	D					
30	PARSJO TEGNER Mans	GK					
31	KLINTSTEN Viktor	GK		1	1		
Totals			7	5	12	22	2
Head Coach		HILL Mikael					

Goalkeepers	Saves	%	Played Time
30 EDER Patrick			
74 FURRER Curdin	15 / 22	68.18	43:53
Totals	15 / 22	68.18	45:00

Goalkeepers	Saves	%	Played Time
30 PARSJO TEGNER Mans			
31 KLINTSTEN Viktor	15 / 20	75.00	45:00
Totals	15 / 20	75.00	45:00

Time	Action	SUI - Switzerland	Score	SWE - Sweden
1st Period				
0:00		74 FURRER C Goalkeeper		
0:00				31 KLINTSTEN V Goalkeeper
2:03	Goal		0 - 1	3 LARSSON J Ast: 2 SAMUELSSON J
2:44	Goal	6 LAELY C Ast: 21 RIEDI P	1 - 1	
6:12	Goal	6 LAELY C Ast: 97 GRAF L	2 - 1	
2nd Period				
0:00		74 FURRER C Goalkeeper		31 KLINTSTEN V Goalkeeper
4:35	Penalty			17 ENSTROM R 2 minutes
4:35	Goal	23 ENGEL M Ast: 99 BRAILLARD T	3 - 1	
6:37	Goal	25 MEIER C Ast: 50 MENDELIN P	4 - 1	
8:20	Penalty	19 HOFBAUER M 2 minutes		
8:20	Goal		4 - 2	9 GALANTE CARLSTROM Ast: 16 HEDLUND K
12:02	Goal	47 BERRY K Ast: 99 BRAILLARD T	5 - 2	
13:57	Goal		5 - 3	2 SAMUELSSON J Ast: 13 SAMUELSSON M
14:06	Goal		5 - 4	9 GALANTE CARLSTROM Ast: 17 ENSTROM R
15:00	Penalty Goal		5 - 5	7 NILSSON K
3rd Period				
0:00		74 FURRER C Goalkeeper		31 KLINTSTEN V Goalkeeper
0:00				7 NILSSON K
3:59	Goal		5 - 6	
13:53		74 FURRER C Goalkeeper out - Empty net		
14:42	Goal		5 - 7	3 LARSSON J Ast: 31 KLINTSTEN V
14:42		74 FURRER C Goalkeeper in		
14:42		74 FURRER C Goalkeeper out - Empty net		

Legend:	(C)	Ast	GK	MP	No
	Captain	Assists	Goalkeeper	Matches Played	Number
	PIM	Pos	Pts	SOG	
	Penalty in Minutes	Playing Position	Points	Shots on Goals	

Timing and Results provided by **TISSOT**



Game No: 7

Results

FIN 2 - 5 SUI
(0 - 1, 0 - 2, 2 - 2)

Referees

BOSTROM Glenn Bertil (SWE)
SODERMAN Jan Anders Hakan (SWE)

FIN - Finland

No.	Name	Pos	Goals	Ast	Pts	SOG	PIM
8	KIVILEHTO Juha	D				1	
9	SALIN Eemeli	F	1		1	3	
16	PIHA Jussi	F					
17	LAMMINEN Janne	D				3	
20	SALO Nico	D		1	1		
21	VAANANEN Tatu	D	1		1	2	
29	KOHONEN Mika	F				3	
30	STENFORS Lauri	D				1	
56	SAVONEN Krister	D		1	1		
61	KOTILAINEN Peter	F				4	
77	JOHANSSON Sami	F				3	2
87	KAILIALA Miko	F					
1	STRANDBERG Santtu	GK					
73	LUUKKONEN Pyry	GK					
Totals			2	2	4	20	2

Head Coach NYKKY Petteri

SUI - Switzerland

No.	Name	Pos	Goals	Ast	Pts	SOG	PIM
2	BISCHOFBERGER Nicola	D					2
6	LAELY Claudio	F					3
11	MAURER Manuel	F					
19	HOFBAUER Matthias	F	2	1	3	4	
21	RIEDI Paolo	F	1		1	3	
23	ENGEL Manuel	F	2	1	3	3	
25	MEIER Christoph	F		1	1		
47	BERRY Kevin	D					1
50	MENDELIN Patrick	F					
96	HARTMANN Dan	F					1
97	GRAF Luca	D					2
99	BRAILLARD Tim	F					1
30	EDER Patrick	GK					
74	FURRER Curdin	GK					
Totals			5	3	8	18	2

Head Coach JANSSON David (SWE)

Goalkeepers	Saves	%	Played Time
1 STRANDBERG Santtu			
73 LUUKKONEN Pyry	13 / 18	72.22	39:03
Totals	13 / 18	72.22	45:00

Goalkeepers	Saves	%	Played Time
30 EDER Patrick			
74 FURRER Curdin	18 / 20	90.00	45:00
Totals	18 / 20	90.00	45:00

Time	Action	FIN - Finland	Score	SUI - Switzerland
1st Period				
0:00		73 LUUKKONEN P Goalkeeper		
0:00				74 FURRER C Goalkeeper
8:20	Penalty Goal		0 - 1	21 RIEDI P
12:12	Penalty	77 JOHANSSON S 2 minutes		
12:13				21 RIEDI P
2nd Period				
0:00		73 LUUKKONEN P Goalkeeper		74 FURRER C Goalkeeper
0:35	Penalty			2 BISCHOFBERGER N 2 minutes
7:42	Goal		0 - 2	23 ENGEL M
10:49	Goal		0 - 3	19 HOFBAUER M Ast: 23 ENGEL M
3rd Period				
0:00		73 LUUKKONEN P Goalkeeper		74 FURRER C Goalkeeper
0:00		73 LUUKKONEN P Goalkeeper		
6:59	Goal	21 VAANANEN T Ast: 20 SALO N	1 - 3	
7:08	Goal		1 - 4	23 ENGEL M Ast: 19 HOFBAUER M
7:38		73 LUUKKONEN P Goalkeeper out - Empty net		
7:52	Goal	9 SALIN E Ast: 56 SAVONEN K	2 - 4	
7:52		73 LUUKKONEN P Goalkeeper in		
7:53		73 LUUKKONEN P Goalkeeper out - Empty net		
11:16		73 LUUKKONEN P Goalkeeper in		
11:42		73 LUUKKONEN P Goalkeeper out - Empty net		
12:20		73 LUUKKONEN P Goalkeeper in		
13:00		73 LUUKKONEN P Goalkeeper out - Empty net		
13:20		73 LUUKKONEN P Goalkeeper in		
13:27		73 LUUKKONEN P Goalkeeper out - Empty net		
13:41		73 LUUKKONEN P Goalkeeper in		
13:52		73 LUUKKONEN P Goalkeeper out - Empty net		
14:23	Goal		2 - 5	19 HOFBAUER M Ast: 25 MEIER C
14:23		73 LUUKKONEN P Goalkeeper in		
14:23		73 LUUKKONEN P Goalkeeper out - Empty net		


Timing and Results provided by **TISSOT**



Game No: 7

Results

Legend:		Ast	Pos	GK	MP	No
(C)	Captain	Assists	Playing Position	Goalkeeper	Matches Played	Number
PIM	Penalty in Minutes	Pos	Playing Position	Pts	SOG	Shots on Goals

Timing and Results provided by  **TISSOT**



Game No: 8

Results

SWE 5 - 2 CZE

(0 - 0, 3 - 1, 2 - 1)

Referees

ALAKARE Mikko Petteri (FIN)
VILKKI Vesa Juhani (FIN)

SWE - Sweden

No.	Name	Pos	Goals	Ast	Pts	SOG	PIM
2	SAMUELSSON Johan	F		1	1	1	
3	LARSSON Johannes	F	1		1	2	
7	NILSSON Kim	F					
9	GALANTE CARLSTROM Alexander	F	1	1	2	2	
13	SAMUELSSON Mattias	D					
14	GUSTAFSSON Tobias	D	1		1	2	
16	HEDLUND Kasper	D					
17	ENSTROM Rasmus	F				4	
20	JOHANSSON Emil	D		2	2	1	
22	SUNDSTEDT Rasmus	F				2	
25	SVAHN Jonas	F	2		2	2	
27	NILSBERTH Robin	D					
30	PARSJO TEGNER Mans	GK					
31	KLINTSTEN Viktor	GK					
Totals			5	5	10	16	

Head Coach HILL Mikael

CZE - Czech Republic

No.	Name	Pos	Goals	Ast	Pts	SOG	PIM
3	SEBEK Daniel	F					
4	CURNEY Jiri	F					
7	TOMASIK Milan	F					
9	VALES Radek	F				1	
12	SUCHANEK Patrik	D				1	
15	BENES Marek	F	1	1	2	4	
17	GARCAR Milan	D				1	
19	DOZA Patrik	F				1	
22	VELTSMID Lukas	D				3	2
23	NEMECEK Ondrej	D	1		1	1	
25	GRUBER Jakub	F					
28	JENDRISAK Matej	F		1	1	1	
74	BAUER Lukas	GK					
98	MICHAJLOVIC Radovan	GK					
Totals			2	2	4	13	2

Head Coach KETTUNEN Petri (FIN)

Goalkeepers	Saves	%	Played Time
30 PARSJO TEGNER Mans			
31 KLINTSTEN Viktor	11 / 13	84.62	45:00
Totals	11 / 13	84.62	45:00

Goalkeepers	Saves	%	Played Time
74 BAUER Lukas	11 / 16	68.75	44:20
98 MICHAJLOVIC Radovan			
Totals	11 / 16	68.75	45:00

Time	Action	SWE - Sweden	Score	CZE - Czech Republic
1st Period				
0:00				74 BAUER L Goalkeeper
0:00		31 KLINTSTEN V Goalkeeper		
2nd Period				
0:00				74 BAUER L Goalkeeper
0:00		31 KLINTSTEN V Goalkeeper		
0:53	Goal		0 - 1	23 NEMECEK O Ast: 15 BENES M
3:43	Goal	3 LARSSON J Ast: 2 SAMUELSSON J	1 - 1	
10:40	Goal	25 SVAHN J Ast: 20 JOHANSSON E	2 - 1	
13:55	Goal	25 SVAHN J Ast: 9 GALANTE CARLSTROM	3 - 1	
3rd Period				
0:00				74 BAUER L Goalkeeper
0:00		31 KLINTSTEN V Goalkeeper		
0:52	Goal		3 - 2	15 BENES M Ast: 28 JENDRISAK M
13:35	Penalty			22 VELTSMID L 2 minutes
13:35	Goal	9 GALANTE CARLSTROM Ast: 20 JOHANSSON E	4 - 2	
14:13				74 BAUER L Goalkeeper out - Empty net
14:53	Goal	14 GUSTAFSSON T	5 - 2	
14:53				74 BAUER L Goalkeeper in

Legend:

(C) Captain Ast Assists GK Goalkeeper MP Matches Played No Number
PIM Penalty in Minutes Pos Playing Position Pts Points SOG Shots on Goals

Timing and Results provided by **TISSOT**



Game No: 2

Results

SUI 17 - 0 USA

(6 - 0, 7 - 0, 4 - 0)

Referees

ALAKARE Mikko Petteri (FIN)
VILKKI Vesa Juhani (FIN)

SUI - Switzerland

No.	Name	Pos	Goals	Ast	Pts	SOG	PIM
2	BISCHOFBERGER Nicola	D					
6	LAELY Claudio	F	2		2	3	
11	MAURER Manuel	F		2	2	7	
19	HOFBAUER Matthias	F	3	3	6	5	
21	RIEDI Paolo	F	1		1	8	
23	ENGEL Manuel	F	1	2	3	4	
25	MEIER Christoph	F				2	
47	BERRY Kevin	D		3	3	4	
50	MENDELIN Patrick	F	3	2	5	7	
96	HARTMANN Dan	F	2	1	3	3	
97	GRAF Luca	D	3	1	4	3	
99	BRAILLARD Tim	F	2	2	4	6	
30	EDER Patrick	GK					
74	FURRER Curdin	GK					
Totals			17	16	33	52	

Head Coach JANSSON David (SWE)

USA - United States Of America

No.	Name	Pos	Goals	Ast	Pts	SOG	PIM
3	MILLER Alexander	D				1	
5	LANZLINGER Fabian	D				1	
10	GRANVALD Alexander	F				1	
11	HANSEN Mattias	F				2	
20	McVEY Alexander	F				2	
22	MORI Raphael	F					
24	BINDER Michael	D				1	
28	RUEGG Maurin	D				1	
44	BROWN Robin	F				1	
79	VAHA-VAHE Mikko	D					
83	ZIMMERMANN Stefan	F				1	
88	HEARNS Reed	D					
23	FRANK Terence	GK					
89	GLANZMANN Keven	GK					
Totals						11	

Head Coach HEDLUND Stefan (SWE)

Goalkeepers	Saves	%	Played Time
30 EDER Patrick	11 / 11	100.00	45:00
74 FURRER Curdin			
Totals	11 / 11	100.00	45:00

Goalkeepers	Saves	%	Played Time
23 FRANK Terence	14 / 20	70.00	15:00
89 GLANZMANN Keven	21 / 32	65.63	30:00
Totals	35 / 52	67.31	45:00

Time	Action	SUI - Switzerland	Score	USA - United States Of America
1st Period				
0:00				23 FRANK T Goalkeeper
0:00		30 EDER P Goalkeeper		
1:08	Goal	96 HARTMANN D Ast: 19 HOFBAUER M	1 - 0	
1:48	Goal	97 GRAF L Ast: 50 MENDELIN P	2 - 0	
3:08	Goal	19 HOFBAUER M Ast: 99 BRAILLARD T	3 - 0	
7:35	Goal	97 GRAF L Ast: 11 MAURER M	4 - 0	
9:08	Goal	99 BRAILLARD T Ast: 47 BERRY K	5 - 0	
10:10	Goal	96 HARTMANN D Ast: 19 HOFBAUER M	6 - 0	
2nd Period				
0:00				89 GLANZMANN K Goalkeeper
0:00		30 EDER P Goalkeeper		
0:34	Goal	6 LAELY C Ast: 47 BERRY K	7 - 0	
2:50	Goal	50 MENDELIN P Ast: 23 ENGEL M	8 - 0	
5:15	Goal	19 HOFBAUER M Ast: 11 MAURER M	9 - 0	
11:42	Goal	99 BRAILLARD T Ast: 19 HOFBAUER M	10 - 0	
12:04	Goal	50 MENDELIN P Ast: 96 HARTMANN D	11 - 0	
13:11	Goal	6 LAELY C Ast: 97 GRAF L	12 - 0	
14:36	Goal	23 ENGEL M Ast: 50 MENDELIN P	13 - 0	
3rd Period				
0:00				89 GLANZMANN K Goalkeeper
0:00		30 EDER P Goalkeeper		
0:27	Goal	21 RIEDI P Ast: 47 BERRY K	14 - 0	
3:06	Goal	19 HOFBAUER M Ast: 99 BRAILLARD T	15 - 0	
3:28	Goal	50 MENDELIN P Ast: 23 ENGEL M	16 - 0	
7:09	Goal	97 GRAF L	17 - 0	

Legend:

(C) Captain Ast Assists GK Goalkeeper MP Matches Played No Number
PIM Penalty in Minutes Pos Playing Position Pts Points SOG Shots on Goals



Game No: 4

Results

USA 0 - 20 SWE

(0 - 9, 0 - 5, 0 - 6)

Referees

GROSS Martins (LAT)
LARINOVs Martins (LAT)

USA - United States Of America

No.	Name	Pos	Goals	Ast	Pts	SOG	PIM
3	MILLER Alexander	D					7
5	LANZLINGER Fabian	D					
10	GRANVALD Alexander	F					
11	HANSEN Mattias	F				2	
20	McVEY Alexander	F				1	
22	MORI Raphael	F					
24	BINDER Michael	D				1	
28	RUEGG Maurin	D				1	
44	BROWN Robin	F					2
79	VAHA-VAHE Mikko	D				1	
83	ZIMMERMANN Stefan	F				1	
88	HEARNS Reed	D					
23	FRANK Terence	GK					
89	GLANZMANN Keven	GK					
Totals						7	9
Head Coach		HEDLUND Stefan (SWE)					

SWE - Sweden

No.	Name	Pos	Goals	Ast	Pts	SOG	PIM
2	SAMUELSSON Johan	F	3	2	5	7	
3	LARSSON Johannes	F		1	1	5	
7	NILSSON Kim	F	2	4	6	6	2
9	GALANTE CARLSTROM Alexander	F	3		3	11	
13	SAMUELSSON Mattias	D	1	1	2	2	2
14	GUSTAFSSON Tobias	D	2	4	6	3	
16	HEDLUND Kasper	D		2	2	3	
17	ENSTROM Rasmus	F	4	4	8	6	
20	JOHANSSON Emil	D	2	1	3	5	
22	SUNDSTEDT Rasmus	F	2	1	3	3	
25	SVAHN Jonas	F				1	
27	NILSBERTH Robin	D	1		1	4	
30	PARSJO TEGNER Mans	GK					
31	KLINTSTEN Viktor	GK					
Totals			20	20	40	56	4
Head Coach		HILL Mikael					

Goalkeepers	Saves	%	Played Time
23 FRANK Terence	12 / 18	66.67	15:00
89 GLANZMANN Keven	24 / 38	63.16	29:27
Totals	36 / 56	64.29	45:00

Goalkeepers	Saves	%	Played Time
30 PARSJO TEGNER Mans	7 / 7	100.00	44:32
31 KLINTSTEN Viktor			
Totals	7 / 7	100.00	45:00

Time	Action	USA - United States Of America	Score	SWE - Sweden
1st Period				
0:00		89 GLANZMANN K Goalkeeper		
0:00				30 PARSJO TEGNER M Goalkeeper
1:40	Goal		0 - 1	2 SAMUELSSON J Ast: 14 GUSTAFSSON T
3:22	Goal		0 - 2	17 ENSTROM R Ast: 16 HEDLUND K
3:24	Penalty	3 MILLER A 2 minutes		
5:50	Goal		0 - 3	9 GALANTE CARLSTROM Ast: 17 ENSTROM R
7:01	Goal		0 - 4	9 GALANTE CARLSTROM Ast: 3 LARSSON J
8:52	Goal		0 - 5	27 NILSBERTH R Ast: 2 SAMUELSSON J
9:07	Goal		0 - 6	20 JOHANSSON E Ast: 13 SAMUELSSON M
11:33	Goal		0 - 7	22 SUNDSTEDT R Ast: 16 HEDLUND K
13:07	Goal		0 - 8	17 ENSTROM R Ast: 20 JOHANSSON E
14:26	Goal		0 - 9	20 JOHANSSON E Ast: 7 NILSSON K
2nd Period				
0:00	Penalty	44 BROWN R 2 minutes		
0:00				30 PARSJO TEGNER M Goalkeeper
0:00		89 GLANZMANN K Goalkeeper		
1:58	Goal		0 - 10	22 SUNDSTEDT R Ast: 2 SAMUELSSON J
2:26	Goal		0 - 11	9 GALANTE CARLSTROM Ast: 14 GUSTAFSSON T
4:34	Goal		0 - 12	13 SAMUELSSON M Ast: 7 NILSSON K
5:46	Goal		0 - 13	7 NILSSON K Ast: 14 GUSTAFSSON T
9:49	Goal		0 - 14	2 SAMUELSSON J Ast: 22 SUNDSTEDT R
12:09		89 GLANZMANN K Goalkeeper out - Empty net		
12:42	Penalty			7 NILSSON K 2 minutes
12:42		89 GLANZMANN K Goalkeeper in		
3rd Period				
0:00				30 PARSJO TEGNER M Goalkeeper
0:00		23 FRANK T Goalkeeper		
2:16	Goal		0 - 15	14 GUSTAFSSON T Ast: 17 ENSTROM R
3:08				30 PARSJO TEGNER M Goalkeeper out - Empty net
3:36	Goal		0 - 16	17 ENSTROM R Ast: 7 NILSSON K
3:36				30 PARSJO TEGNER M Goalkeeper in




Game No: 4

Results

Time	Action	USA - United States Of America	Score	SWE - Sweden
5:58	Goal		0 - 17	7 NILSSON K Ast: 14 GUSTAFSSON T
8:11	Goal		0 - 18	17 ENSTROM R Ast: 7 NILSSON K
10:00	Goal		0 - 19	2 SAMUELSSON J Ast: 17 ENSTROM R
10:56	Penalty			13 SAMUELSSON M 2 minutes
13:44	Goal		0 - 20	14 GUSTAFSSON T Ast: 17 ENSTROM R
14:35	Penalty	3 MILLER A 5 minutes		

Legend:		Ast	GK	MP	No
(C)	Captain	Assists	Goalkeeper	Matches Played	Number
PIM	Penalty in Minutes	Pos	Points	SOG	Shots on Goals

Timing and Results provided by  TISSOT



Game No: 6

Results

SWE 3 - 0 SUI

(0 - 0, 1 - 0, 2 - 0)

Referees

ALAKARE Mikko Petteri (FIN)
VILKKI Vesa Juhani (FIN)

SWE - Sweden

No.	Name	Pos	Goals	Ast	Pts	SOG	PIM
2	SAMUELSSON Johan	F				4	
3	LARSSON Johannes	F	1	1	2	3	
7	NILSSON Kim	F	2	1	3	5	
9	GALANTE CARLSTROM Alexander	F				3	
13	SAMUELSSON Mattias	D				1	2
14	GUSTAFSSON Tobias	D					
16	HEDLUND Kasper	D		1	1		
17	ENSTROM Rasmus	F				2	
20	JOHANSSON Emil	D				6	
22	SUNDSTEDT Rasmus	F					2
25	SVAHN Jonas	F				1	
27	NILSBERTH Robin	D					
30	PARSJO TEGNER Mans	GK					
31	KLINTSTEN Viktor	GK					
Totals			3	3	6	25	4

Head Coach HILL Mikael

SUI - Switzerland

No.	Name	Pos	Goals	Ast	Pts	SOG	PIM
2	BISCHOFBERGER Nicola	D				1	
6	LAELY Claudio	F					2
11	MAURER Manuel	F				2	2
19	HOFBAUER Matthias	F					
21	RIEDI Paolo	F					1
23	ENGEL Manuel	F					2
25	MEIER Christoph	F					
47	BERRY Kevin	D					1
50	MENDELIN Patrick	F					1
96	HARTMANN Dan	F					3
97	GRAF Luca	D					
99	BRAILLARD Tim	F					1
30	EDER Patrick	GK					
74	FURRER Curdin	GK					
Totals						12	4

Head Coach JANSSON David (SWE)

Goalkeepers	Saves	%	Played Time
30 PARSJO TEGNER Mans			
31 KLINTSTEN Viktor	12 / 12	100.00	45:00
Totals	12 / 12	100.00	45:00

Goalkeepers	Saves	%	Played Time
30 EDER Patrick			
74 FURRER Curdin	22 / 25	88.00	45:00
Totals	22 / 25	88.00	45:00

Time	Action	SWE - Sweden	Score	SUI - Switzerland
1st Period				
0:00		31 KLINTSTEN V Goalkeeper		
0:00				74 FURRER C Goalkeeper
8:10	Penalty			11 MAURER M 2 minutes
10:54	Penalty	22 SUNDSTEDT R 2 minutes		
2nd Period				
0:00				74 FURRER C Goalkeeper
0:00		31 KLINTSTEN V Goalkeeper		
11:19	Goal	7 NILSSON K Ast: 16 HEDLUND K	1 - 0	
3rd Period				
0:00				74 FURRER C Goalkeeper
0:00		31 KLINTSTEN V Goalkeeper		
1:23	Goal	3 LARSSON J Ast: 7 NILSSON K	2 - 0	
3:59	Goal	7 NILSSON K Ast: 3 LARSSON J	3 - 0	
4:34	Penalty	13 SAMUELSSON M 2 minutes		
7:26	Penalty			6 LAELY C 2 minutes

Legend:

(C) Captain Ast Assists GK Goalkeeper MP Matches Played No Number
PIM Penalty in Minutes Pos Playing Position Pts Points SOG Shots on Goals

Timing and Results provided by TISSOT



Game No: 1

Results

FIN 4 - 2 CZE

(1 - 1, 1 - 1, 2 - 0)

Referees

GROSS Martins (LAT)
LARINOVŠ Martins (LAT)

FIN - Finland

No.	Name	Pos	Goals	Ast	Pts	SOG	PIM
8	KIVILEHTO Juha	D					2
9	SALIN Eemeli	F					2
16	PIHA Jussi	F		1	1	1	
17	LAMMINEN Janne	D	1		1	4	
20	SALO Nico	D				3	
21	VAANANEN Tatu	D				4	
29	KOHONEN Mika	F	1	1	2	1	2
30	STENFORS Lauri	D					
56	SAVONEN Krister	D		1	1		
61	KOTILAINEN Peter	F	2		2	5	
77	JOHANSSON Sami	F				1	
87	KAILIALA Miko	F					
1	STRANDBERG Santtu	GK					
73	LUUKKONEN Pyry	GK					
Totals			4	3	7	19	6

Head Coach NYKKY Petteri

CZE - Czech Republic

No.	Name	Pos	Goals	Ast	Pts	SOG	PIM
3	SEBEK Daniel	F	1		1	2	
4	CURNEY Jiri	F				1	
7	TOMASIK Milan	F				1	
9	VALES Radek	F	1		1	1	
12	SUCHANEK Patrik	D		1	1	1	
15	BENES Marek	F		1	1	1	
17	GARCAR Milan	D					
19	DOZA Patrik	F				1	
22	VELTSMID Lukas	D				2	
23	NEMECEK Ondrej	D					
25	GRUBER Jakub	F					
28	JENDRISAK Matej	F				1	
74	BAUER Lukas	GK					
98	MICHAJLOVIC Radovan	GK					
Totals			2	2	4	11	

Head Coach KETTUNEN Petri (FIN)

Goalkeepers	Saves	%	Played Time
1 STRANDBERG Santtu			
73 LUUKKONEN Pyry	9 / 11	81.82	45:00
Totals	9 / 11	81.82	45:00

Goalkeepers	Saves	%	Played Time
74 BAUER Lukas	15 / 19	78.95	42:57
98 MICHAJLOVIC Radovan			
Totals	15 / 19	78.95	45:00

Time	Action	FIN - Finland	Score	CZE - Czech Republic
1st Period				
0:00		73 LUUKKONEN P Goalkeeper		
0:00				74 BAUER L Goalkeeper
0:28	Goal		0 - 1	3 SEBEK D Ast: 15 BENES M
3:15	Goal	61 KOTILAINEN P	1 - 1	
9:08	Penalty	9 SALIN E 2 minutes		
13:40	Penalty	8 KIVILEHTO J 2 minutes		
2nd Period				
0:00				74 BAUER L Goalkeeper
0:00		73 LUUKKONEN P Goalkeeper		
5:04	Goal		1 - 2	9 VALES R Ast: 12 SUCHANEK P
6:21	Penalty	29 KOHONEN M 2 minutes		
9:57	Goal	61 KOTILAINEN P Ast: 29 KOHONEN M	2 - 2	
3rd Period				
0:00				74 BAUER L Goalkeeper
0:00		73 LUUKKONEN P Goalkeeper		
6:18	Goal	17 LAMMINEN J Ast: 56 SAVONEN K	3 - 2	
12:57				74 BAUER L Goalkeeper out - Empty net
14:47	Goal	29 KOHONEN M Ast: 16 PIHA J	4 - 2	

Legend:

(C) Captain Ast Assists GK Goalkeeper MP Matches Played No Number
PIM Penalty in Minutes Pos Playing Position Pts Points SOG Shots on Goals

Timing and Results provided by TISSOT



Game No: 3

Results

POL 0 - 5 FIN

(0 - 2, 0 - 0, 0 - 3)

Referees

BOSTROM Glenn Bertil (SWE)
SODERMAN Jan Anders Hakan (SWE)

POL - Poland

No.	Name	Pos	Goals	Ast	Pts	SOG	PIM
6	LUKASZEWSKI Filip	D					
10	MALAJKA Wojciech	F					
11	SIENKO Michal	D					
13	PELCZARSKI Karol	D					
14	KOSTELA Piotr	F					
15	ANTONIAK Mateusz	F				4	
17	SIENKO Maciej	F				1	
31	DAHLSTROM Alexander	F				3	
52	CHLEBDA Lukasz	F					
77	LYSKAWA Jakub	F					
88	TURWON Mateusz	D					
94	MALASIEWICZ Krystian	D					
28	JASTRZEBSKI Maciej	GK					
74	BOGDANSKI Maciej	GK					
Totals						8	

Head Coach HOLOVKA Jan (CZE)

FIN - Finland

No.	Name	Pos	Goals	Ast	Pts	SOG	PIM
8	KIVILEHTO Juha	D					
9	SALIN Eemeli	F	1	2	3	3	
16	PIHA Jussi	F		1	1	4	
17	LAMMINEN Janne	D	1		1	3	
20	SALO Nico	D				2	
21	VAANANEN Tatu	D				4	
29	KOHONEN Mika	F	1		1	2	
30	STENFORS Lauri	D					
56	SAVONEN Krister	D	1		1	2	
61	KOTILAINEN Peter	F					
77	JOHANSSON Sami	F	1	2	3	6	
87	KAILIALA Miko	F				5	
1	STRANDBERG Santtu	GK					
73	LUUKKONEN Pyry	GK					
Totals			5	5	10	31	

Head Coach NYKKY Petteri

Goalkeepers	Saves	%	Played Time
28 JASTRZEBSKI Maciej			
74 BOGDANSKI Maciej	26 / 31	83.87	45:00
Totals	26 / 31	83.87	45:00

Goalkeepers	Saves	%	Played Time
1 STRANDBERG Santtu	8 / 8	100.00	45:00
73 LUUKKONEN Pyry			
Totals	8 / 8	100.00	45:00

Time	Action	POL - Poland	Score	FIN - Finland
1st Period				
0:00				1 STRANDBERG S Goalkeeper
0:00		74 BOGDANSKI M Goalkeeper		
11:38	Goal		0 - 1	77 JOHANSSON S Ast: 9 SALIN E
14:32	Goal		0 - 2	17 LAMMINEN J Ast: 77 JOHANSSON S
2nd Period				
0:00				1 STRANDBERG S Goalkeeper
0:00		74 BOGDANSKI M Goalkeeper		
3rd Period				
0:00		74 BOGDANSKI M Goalkeeper		
0:00				1 STRANDBERG S Goalkeeper
0:25	Goal		0 - 3	56 SAVONEN K Ast: 9 SALIN E
5:20	Goal		0 - 4	29 KOHONEN M Ast: 16 PIHA J
12:35	Goal		0 - 5	9 SALIN E Ast: 77 JOHANSSON S

Legend:	(C)	Ast	GK	MP	No
	Captain	Assists	Goalkeeper	Matches Played	Number
	PIM	Pos	Pts	SOG	
	Penalty in Minutes	Playing Position	Points	Shots on Goals	

Timing and Results provided by  TISSOT



Game No: 5

Results

CZE 12 - 1 POL
(6 - 0, 5 - 1, 1 - 0)

Referees

BOSTROM Glenn Bertil (SWE)
SODERMAN Jan Anders Hakan (SWE)

CZE - Czech Republic

No.	Name	Pos	Goals	Ast	Pts	SOG	PIM
3	SEBEK Daniel	F	2		2	4	
4	CURNEY Jiri	F	1		1	3	
7	TOMASIK Milan	F	1	1	2	2	
9	VALES Radek	F	2	1	3	4	
12	SUCHANEK Patrik	D	1	1	2		
15	BENES Marek	F	1	2	3	5	
17	GARCAR Milan	D		1	1	2	
19	DOZA Patrik	F	3	3	6	7	
22	VELTSMID Lukas	D				1	
23	NEMECEK Ondrej	D	1	1	2	1	2
25	GRUBER Jakub	F				2	
28	JENDRISAK Matej	F		2	2		
74	BAUER Lukas	GK					
98	MICHAJLOVIC Radovan	GK					
Totals			12	11	23	33	2

Head Coach KETTUNEN Petri (FIN)

POL - Poland

No.	Name	Pos	Goals	Ast	Pts	SOG	PIM
6	LUKASZEWSKI Filip	D					5
10	MALAJKA Wojciech	F				1	
11	SIENKO Michal	D					
13	PELCZARSKI Karol	D				1	
14	KOSTELA Piotr	F		1	1	2	
15	ANTONIAK Mateusz	F				2	
17	SIENKO Maciej	F	1		1	1	
31	DAHLSTROM Alexander	F					
52	CHLEBDA Lukasz	F					
77	LYSKAWA Jakub	F					
88	TURWON Mateusz	D					
94	MALASIEWICZ Krystian	D					
28	JASTRZEBSKI Maciej	GK					
74	BOGDANSKI Maciej	GK					
Totals			1	1	2	7	5

Head Coach HOLOVKA Jan (CZE)

Goalkeepers	Saves	%	Played Time
74 BAUER Lukas			
98 MICHAJLOVIC Radovan	6 / 7	85.71	45:00
Totals	6 / 7	85.71	45:00

Goalkeepers	Saves	%	Played Time
28 JASTRZEBSKI Maciej	10 / 20	50.00	23:01
74 BOGDANSKI Maciej	11 / 13	84.62	21:59
Totals	21 / 33	63.64	45:00

Time	Action	CZE - Czech Republic	Score	POL - Poland
1st Period				
0:00		98 MICHAJLOVIC R Goalkeeper		
0:00				28 JASTRZEBSKI M Goalkeeper
3:24	Goal	7 TOMASIK M Ast: 15 BENES M	1 - 0	
3:40	Goal	9 VALES R Ast: 19 DOZA P	2 - 0	
5:17	Goal	3 SEBEK D Ast: 23 NEMECEK O	3 - 0	
9:20	Goal	19 DOZA P Ast: 28 JENDRISAK M	4 - 0	
11:02	Penalty	23 NEMECEK O 2 minutes		
13:39	Goal	4 CURNEY J Ast: 28 JENDRISAK M	5 - 0	
14:41	Penalty			6 LUKASZEWSKI F 5 minutes
14:41	Goal	9 VALES R Ast: 15 BENES M	6 - 0	
2nd Period				
0:00		98 MICHAJLOVIC R Goalkeeper		
0:00				28 JASTRZEBSKI M Goalkeeper
0:40	Goal	3 SEBEK D Ast: 19 DOZA P	7 - 0	
1:42	Goal	23 NEMECEK O Ast: 7 TOMASIK M	8 - 0	
2:44	Goal		8 - 1	17 SIENKO M Ast: 14 KOSTELA P
6:43	Goal	12 SUCHANEK P Ast: 19 DOZA P	9 - 1	
8:01	Goal	15 BENES M	10 - 1	
8:01				GK out: 28 JASTRZEBSKI M GK in: 74 BOGDANSKI M
11:17	Goal	19 DOZA P Ast: 9 VALES R	11 - 1	
3rd Period				
0:00		98 MICHAJLOVIC R Goalkeeper		
0:00				74 BOGDANSKI M Goalkeeper
10:56	Goal	19 DOZA P Ast: 17 GARCAR M	12 - 1	

Legend:

(C) Captain Ast Assists GK Goalkeeper MP Matches Played No Number
PIM Penalty in Minutes Pos Playing Position Pts Points SOG Shots on Goals

Timing and Results provided by  TISSOT

RESULTS BOOK



Flying Disc



THE WORLD GAMES
WROCLAW 2017

T+TISSOT
SWISS WATCHES SINCE 1853

RESULTS BOOK

TABLE OF CONTENT

16	Flying Disc	1007
16.1	Table of Contents	1008
16.2	Ultimate Mixed	1010
16.2.1	Results Summary	1011
16.2.2	Tournament Summary	1012
16.2.3	Medallists	1013
16.2.4	Finals	1014
16.2.4.1	Bronze Medal Match Results	1014
16.2.4.2	Gold Medal Match Results	1015
16.2.5	Preliminaries	1016
16.2.5.1	Match 1 Results	1016
16.2.5.2	Match 2 Results	1017
16.2.5.3	Match 3 Results	1018
16.2.5.4	Match 4 Results	1019
16.2.5.5	Match 5 Results	1020
16.2.5.6	Match 6 Results	1021
16.2.5.7	Match 7 Results	1022
16.2.5.8	Match 8 Results	1023
16.2.5.9	Match 9 Results	1024
16.2.5.10	Match 10 Results	1025
16.2.5.11	Match 11 Results	1026
16.2.5.12	Match 12 Results	1027
16.2.5.13	Match 13 Results	1028
16.2.5.14	Match 14 Results	1029



RESULTS BOOK



Flying Disc Ultimate Mixed



THE WORLD GAMES
WROCLAW 2017

T+TISSOT
SWISS WATCHES SINCE 1853



Results Summary

As of SUN 23 JUL 2017

Match	Name	NOC Code	Result	NOC Code	Name
FRI 21 JUL 2017					
Preliminaries Match 1	CANADA	CAN	13 - 3	POL	POLAND
Preliminaries Match 2	AUSTRALIA	AUS	13 - 11	JPN	JAPAN
Preliminaries Match 3	UNITED STATES OF AMERICA	USA	12 - 13	COL	COLOMBIA
Preliminaries Match 4	AUSTRALIA	AUS	13 - 8	POL	POLAND
Preliminaries Match 5	JAPAN	JPN	8 - 13	COL	COLOMBIA
Preliminaries Match 6	UNITED STATES OF AMERICA	USA	13 - 10	CAN	CANADA
SAT 22 JUL 2017					
Preliminaries Match 7	JAPAN	JPN	13 - 8	POL	POLAND
Preliminaries Match 8	CANADA	CAN	12 - 13	COL	COLOMBIA
Preliminaries Match 9	UNITED STATES OF AMERICA	USA	13 - 7	AUS	AUSTRALIA
Preliminaries Match 10	COLOMBIA	COL	13 - 6	POL	POLAND
Preliminaries Match 11	AUSTRALIA	AUS	9 - 13	CAN	CANADA
Preliminaries Match 12	UNITED STATES OF AMERICA	USA	13 - 7	JPN	JAPAN
SUN 23 JUL 2017					
Preliminaries Match 13	AUSTRALIA	AUS	13 - 10	COL	COLOMBIA
Preliminaries Match 14	CANADA	CAN	13 - 6	JPN	JAPAN
Bronze Medal Match	CANADA	CAN	13 - 11	AUS	AUSTRALIA
Gold Medal Match	COLOMBIA	COL	7 - 13	USA	UNITED STATES OF AMERICA



Tournament Summary

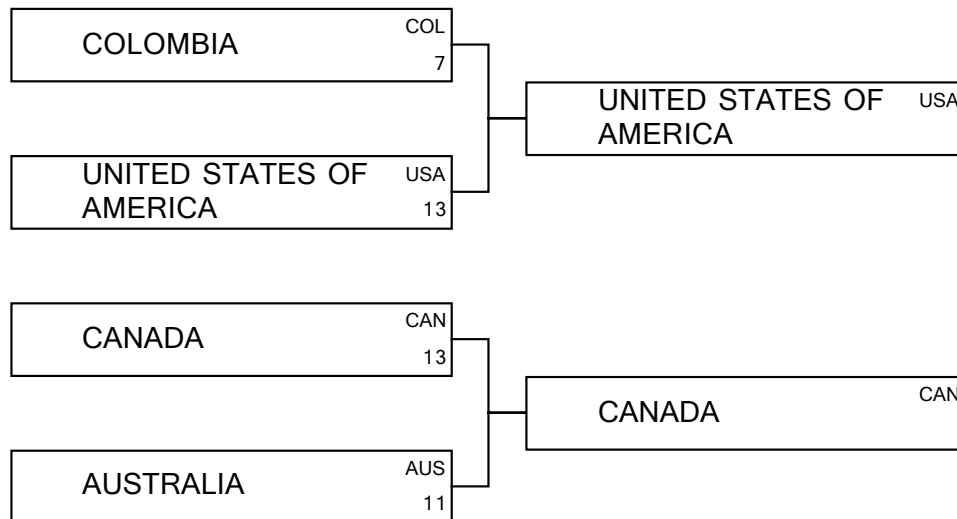
As of SUN 23 JUL 2017

Rank	NOC Code	Name	A	B	C	D	E	F	Games	Wins	Goals Scored	Goals Recieved	Goals Difference	Remark
1	COL	A COLOMBIA	-	13	13	10	13	13	5	4	62	51	11	
2	USA	B UNITED STATES OF AMERICA	12	-	13	13	13		4	3	51	37	14	
3	CAN	C CANADA	12	10	-	13	13	13	5	3	61	44	17	
4	AUS	D AUSTRALIA	13	7	9	-	13	13	5	3	55	55	0	
5	JPN	E JAPAN	8	7	6	11	-	13	5	1	45	60	-15	
6	POL	F POLAND	6		3	8	8	-	4	0	25	52	-27	

Finals

MEDALLISTS

Gold UNITED STATES OF AMERICA USA
Silver COLOMBIA COL
Bronze CANADA CAN



Legend:
Q Qualified

Timing and Results provided by  **TISSOT**



Medallists

As of SUN 23 JUL 2017

GOLD	SILVER	BRONZE
USA - United States of America LINDSLEY Grant STUBBS George FREECHILD Dylan GRIFFITH Sarah HOFFMANN Lien FINNEY Carolyn BOSSCHER Georgia MICKLE Jimmy STUART Nick KOCHER Chris NAZAROV Anna JORGENSEN Sandy KITTREDGE Beau DESMOND Claire	COL - Colombia TORRES Alejandra OSPINA Laura CARDENAS Manuela ALBA Ivan DUQUE Julio FORD Alexander MOSQUERA AGUILAR Elizabeth CARTAGENA Yina CARDENAS Valeria RAMIREZ Andres MONTANO Santiago MARTINEZ Mauricio CEBALLOS Esteban FORERO Maria	CAN - Canada WHITEHEAD Terri CARROLL Andrew HIBBERT Morgan ROCKLIFF Jessica POWELL Geoffrey TSANG Tim ST-ARNAUD Audrey UNDERHILL Kevin GRIGNON TOMAS Jessie MASON Laura MOENS Rachel LLOYD Mark HUI Catherine WONG Brendan



Results

Name	NOC Code	Goals 1st Half	Timeouts 1st Half	Goals 2nd Half	Timeouts 2nd Half	Timeouts	Goals	Remark
------	----------	----------------	-------------------	----------------	-------------------	----------	-------	--------

COLOMBIA	COL	5		2			7	
-----------------	------------	----------	--	----------	--	--	----------	--

Bib	Name	Goals Thrown	Goals Caught
-----	------	--------------	--------------

1	TORRES Alejandra		
7	OSPINA Laura		
8	CARDENAS Manuela		1
9	ALBA Ivan	2	1
10	DUQUE Julio	2	2
11	FORD Alexander		
15	MOSQUERA AGUILAR Elizabeth		1
20	CARTAGENA Yina		
33	CARDENAS Valeria		1
44	RAMIREZ Andres	1	
45	MONTANO Santiago		1
52	MARTINEZ Mauricio	2	
88	CEBALLOS Esteban		
96	FORERO Maria		

UNITED STATES OF AMERICA	USA	7	1	6	1		13	
---------------------------------	------------	----------	----------	----------	----------	--	-----------	--

Bib	Name	Goals Thrown	Goals Caught
-----	------	--------------	--------------

2	LINDSLEY Grant		1
3	STUBBS George	1	
5	FREECHILD Dylan	1	
6	GRIFFITH Sarah		1
10	HOFFMANN Lien	1	2
11	FINNEY Carolyn	1	
19	BOSSCHER Georgia	3	2
23	MICKLE Jimmy	3	
25	STUART Nick	1	
31	KOCHER Chris	1	1
33	NAZAROV Anna		
37	JORGENSEN Sandy		2
50	KITTREDGE Beau		3
51	DESMOND Claire	1	1



Results

Name	NOC Code	Goals 1st Half	Timeouts 1st Half	Goals 2nd Half	Timeouts 2nd Half	Timeouts	Goals	Remark
------	----------	----------------	-------------------	----------------	-------------------	----------	-------	--------

UNITED STATES OF AMERICA	USA	3	1	9	2	3	12	
---------------------------------	------------	----------	----------	----------	----------	----------	-----------	--

Bib	Name	Goals Thrown	Goals Caught
-----	------	--------------	--------------

2	LINDSLEY Grant		2
3	STUBBS George	3	
5	FREECHILD Dylan	2	3
6	GRIFFITH Sarah	1	1
10	HOFFMANN Lien		
11	FINNEY Carolyn	1	1
19	BOSSCHER Georgia	1	
23	MICKLE Jimmy	1	1
25	STUART Nick		2
31	KOCHER Chris	1	1
33	NAZAROV Anna		
37	JORGENSEN Sandy		
50	KITTREDGE Beau	1	1
51	DESMOND Claire	1	

COLOMBIA	COL	7	1	6	1	2	13	
-----------------	------------	----------	----------	----------	----------	----------	-----------	--

Bib	Name	Goals Thrown	Goals Caught
-----	------	--------------	--------------

1	TORRES Alejandra		
7	OSPINA Laura	1	1
8	CARDENAS Manuela		1
9	ALBA Ivan		1
10	DUQUE Julio	3	2
11	FORD Alexander	1	
15	MOSQUERA AGUILAR Elizabeth		1
20	CARTAGENA Yina	1	4
33	CARDENAS Valeria	1	
44	RAMIREZ Andres	2	
45	MONTANO Santiago	3	1
52	MARTINEZ Mauricio		1
88	CEBALLOS Esteban		
96	FORERO Maria		1



Results

Name	NOC Code	Goals 1st Half	Timeouts 1st Half	Goals 2nd Half	Timeouts 2nd Half	Timeouts	Goals	Remark
------	----------	----------------	-------------------	----------------	-------------------	----------	-------	--------

JAPAN JPN 5 3 1 8

Bib	Name	Goals Thrown	Goals Caught
-----	------	--------------	--------------

5	KOBAYASHI Kana		
8	FUJIOKA Ayumi	1	
9	KOMORI Takaharu		1
11	YAMAGUCHI Takayuki		
15	INOUE Saori		1
16	TAMURA Tomoe		
17	SHIMADA Lisa		
21	GENSHIMA Gaku		
22	HONNA Taku	1	
25	KAWASE Kenjiro		2
31	SATO Yuko	1	
39	INAMURA Tomoko	2	
77	SHIMURA Yuta	1	2
85	KUNIEDA Andy	2	2

COLOMBIA COL 7 2 6 13

Bib	Name	Goals Thrown	Goals Caught
-----	------	--------------	--------------

1	TORRES Alejandra	1	
7	OSPINA Laura		1
8	CARDENAS Manuela	2	1
9	ALBA Ivan	1	3
10	DUQUE Julio		1
11	FORD Alexander		1
15	MOSQUERA AGUILAR Elizabeth	1	1
20	CARTAGENA Yina	4	
33	CARDENAS Valeria		1
44	RAMIREZ Andres		2
45	MONTANO Santiago	2	
52	MARTINEZ Mauricio		
88	CEBALLOS Esteban	1	1
96	FORERO Maria		1



Results

Name	NOC Code	Goals 1st Half	Timeouts 1st Half	Goals 2nd Half	Timeouts 2nd Half	Timeouts	Goals	Remark
------	----------	----------------	-------------------	----------------	-------------------	----------	-------	--------

UNITED STATES OF AMERICA	USA	7	1	6			13	
---------------------------------	------------	----------	----------	----------	--	--	-----------	--

Bib	Name	Goals Thrown	Goals Caught
-----	------	--------------	--------------

2	LINDSLEY Grant	1	2
3	STUBBS George	1	
5	FREECHILD Dylan	3	1
6	GRIFFITH Sarah		
10	HOFFMANN Lien	1	
11	FINNEY Carolyn	2	
19	BOSSCHER Georgia	1	1
23	MICKLE Jimmy	2	1
25	STUART Nick		3
31	KOCHER Chris	1	
33	NAZAROV Anna	1	1
37	JORGENSEN Sandy		3
50	KITTREDGE Beau		1
51	DESMOND Claire		

CANADA	CAN	6	1	4	1		10	
---------------	------------	----------	----------	----------	----------	--	-----------	--

Bib	Name	Goals Thrown	Goals Caught
-----	------	--------------	--------------

0	WHITEHEAD Terri		
3	CARROLL Andrew		2
8	HIBBERT Morgan		1
9	ROCKLIFF Jessica	1	
12	POWELL Geoffrey	2	
16	TSANG Tim	1	
22	ST-ARNAUD Audrey		1
25	UNDERHILL Kevin	1	1
27	GRIGNON TOMAS Jessie		
33	MASON Laura	1	
42	MOENS Rachel		
89	LLOYD Mark	1	2
90	HUI Catherine	2	2
98	WONG Brendan	1	1



Results

Name	NOC Code	Goals 1st Half	Timeouts 1st Half	Goals 2nd Half	Timeouts 2nd Half	Timeouts	Goals	Remark
------	----------	----------------	-------------------	----------------	-------------------	----------	-------	--------

JAPAN	JPN	7	1	6	1		13	
--------------	------------	----------	----------	----------	----------	--	-----------	--

Bib	Name	Goals Thrown	Goals Caught
-----	------	--------------	--------------

5	KOBAYASHI Kana	1	2
8	FUJIOKA Ayumi	2	1
9	KOMORI Takaharu		1
11	YAMAGUCHI Takayuki		1
15	INOUE Saori	1	1
16	TAMURA Tomoe		
17	SHIMADA Lisa		
21	GENSHIMA Gaku	4	
22	HONNA Taku	2	
25	KAWASE Kenjiro	1	2
31	SATO Yuko		1
39	INAMURA Tomoko	1	
77	SHIMURA Yuta		1
85	KUNIEDA Andy	1	3

POLAND	POL	6	1	2			8	
---------------	------------	----------	----------	----------	--	--	----------	--

Bib	Name	Goals Thrown	Goals Caught
-----	------	--------------	--------------

4	CHLEBICKA Grazyna		1
5	WOJCIECHOWSKA Asia		1
8	BANBULA-DYDA Ewa	2	1
12	DOBRANOWSKI Lukasz		
15	PODPORA Kasia		1
16	OSIECKI Kamil	1	
19	WROBLEWSKA Sylwia		2
22	GRABOWSKI Maciej	1	1
27	STARZEWSKI Wojciech		
33	DUL Paulina		
34	DYSKO Ola		
46	BOGUSLAWSKI Stanislaw		1
91	DOBRANOWSKI Filip	2	
92	STEPNIAK Filip	2	



Results

Name	NOC Code	Goals 1st Half	Timeouts 1st Half	Goals 2nd Half	Timeouts 2nd Half	Timeouts	Goals	Remark
------	----------	----------------	-------------------	----------------	-------------------	----------	-------	--------

UNITED STATES OF AMERICA	USA	7	1	6			13	
---------------------------------	------------	----------	----------	----------	--	--	-----------	--

Bib	Name	Goals Thrown	Goals Caught
-----	------	--------------	--------------

2	LINDSLEY Grant	1	2
3	STUBBS George	2	1
5	FREECHILD Dylan	2	
6	GRIFFITH Sarah	1	1
10	HOFFMANN Lien		
11	FINNEY Carolyn		
19	BOSSCHER Georgia	1	
23	MICKLE Jimmy	1	
25	STUART Nick	1	1
31	KOCHER Chris	1	2
33	NAZAROV Anna	1	1
37	JORGENSEN Sandy		2
50	KITTREDGE Beau	2	
51	DESMOND Claire		3

AUSTRALIA	AUS	2		5			7	
------------------	------------	----------	--	----------	--	--	----------	--

Bib	Name	Goals Thrown	Goals Caught
-----	------	--------------	--------------

1	WISE Lochlan	1	
7	ASHCROFT Brendan		
9	PRENTICE Alex	1	
10	BARR Seb	2	
13	BRERETON Rebecca		
14	EVANS Mark	1	
23	BLAKELEY Peter		1
25	ANDREWS Rob	1	
28	DAWSON Rosie		2
35	PHILLIPS Cat		3
44	WENTWORTH Sarah		
53	DIGNAM Mikhaila		1
85	TULETT Tom	1	



Results

Name	NOC Code	Goals 1st Half	Timeouts 1st Half	Goals 2nd Half	Timeouts 2nd Half	Timeouts	Goals	Remark
------	----------	----------------	-------------------	----------------	-------------------	----------	-------	--------

COLOMBIA COL 7 1 6 1 13

Bib	Name	Goals Thrown	Goals Caught
-----	------	--------------	--------------

1	TORRES Alejandra	1	1
7	OSPINA Laura	1	
8	CARDENAS Manuela	1	4
9	ALBA Ivan		
10	DUQUE Julio	2	
11	FORD Alexander		1
15	MOSQUERA AGUILAR Elizabeth		
20	CARTAGENA Yina	3	1
33	CARDENAS Valeria		2
44	RAMIREZ Andres	2	1
45	MONTANO Santiago		
52	MARTINEZ Mauricio	1	1
88	CEBALLOS Esteban	1	1
96	FORERO Maria		1

POLAND POL 1 1 5 2 6

Bib	Name	Goals Thrown	Goals Caught
-----	------	--------------	--------------

4	CHLEBICKA Grazyna		
5	WOJCIECHOWSKA Asia		1
8	BANBULA-DYDA Ewa		1
12	DOBRANOWSKI Lukasz		
15	PODPORA Kasia		
16	OSIECKI Kamil	1	1
19	WROBLEWSKA Sylwia		
22	GRABOWSKI Maciej	1	1
27	STARZEWSKI Wojciech		
33	DUL Paulina		1
34	DYSKO Ola		
46	BOGUSLAWSKI Stanislaw	1	
91	DOBRANOWSKI Filip	2	
92	STEPNIAK Filip	1	1



Results

Name	NOC Code	Goals 1st Half	Timeouts 1st Half	Goals 2nd Half	Timeouts 2nd Half	Timeouts	Goals	Remark
------	----------	----------------	-------------------	----------------	-------------------	----------	-------	--------

UNITED STATES OF AMERICA	USA	7	1	6			13	
---------------------------------	------------	----------	----------	----------	--	--	-----------	--

Bib	Name	Goals Thrown	Goals Caught
-----	------	--------------	--------------

2	LINDSLEY Grant	3	1
3	STUBBS George	1	
5	FREECHILD Dylan	1	
6	GRIFFITH Sarah		1
10	HOFFMANN Lien	1	1
11	FINNEY Carolyn		
19	BOSSCHER Georgia	1	1
23	MICKLE Jimmy	3	2
25	STUART Nick		1
31	KOCHER Chris	2	1
33	NAZAROV Anna		
37	JORGENSEN Sandy		1
50	KITTREDGE Beau		2
51	DESMOND Claire	1	2

JAPAN	JPN	3	1	4			7	
--------------	------------	----------	----------	----------	--	--	----------	--

Bib	Name	Goals Thrown	Goals Caught
-----	------	--------------	--------------

5	KOBAYASHI Kana		1
8	FUJIOKA Ayumi		
9	KOMORI Takaharu		
11	YAMAGUCHI Takayuki		
15	INOUE Saori		
16	TAMURA Tomoe		
17	SHIMADA Lisa		
21	GENSHIMA Gaku	3	
22	HONNA Taku		
25	KAWASE Kenjiro	1	1
31	SATO Yuko		
39	INAMURA Tomoko		
77	SHIMURA Yuta	2	
85	KUNIEDA Andy	1	5



Results

Name	NOC Code	Goals 1st Half	Timeouts 1st Half	Goals 2nd Half	Timeouts 2nd Half	Timeouts	Goals	Remark
------	----------	----------------	-------------------	----------------	-------------------	----------	-------	--------

CANADA	CAN	7	1	6	1		13	
---------------	------------	----------	----------	----------	----------	--	-----------	--

Bib	Name	Goals Thrown	Goals Caught
-----	------	--------------	--------------

0	WHITEHEAD Terri		
3	CARROLL Andrew		3
8	HIBBERT Morgan	3	
9	ROCKLIFF Jessica		
12	POWELL Geoffrey		1
16	TSANG Tim	1	1
22	ST-ARNAUD Audrey		
25	UNDERHILL Kevin	3	
27	GRIGNON TOMAS Jessie		2
33	MASON Laura		2
42	MOENS Rachel	1	2
89	LLOYD Mark	3	
90	HUI Catherine	1	2
98	WONG Brendan	1	

JAPAN	JPN	1	1	5	1		6	
--------------	------------	----------	----------	----------	----------	--	----------	--

Bib	Name	Goals Thrown	Goals Caught
-----	------	--------------	--------------

5	KOBAYASHI Kana		
8	FUJIOKA Ayumi		
9	KOMORI Takaharu	1	
11	YAMAGUCHI Takayuki		1
15	INOUE Saori	1	
16	TAMURA Tomoe	1	
17	SHIMADA Lisa		
21	GENSHIMA Gaku	1	
22	HONNA Taku		
25	KAWASE Kenjiro		2
31	SATO Yuko		
39	INAMURA Tomoko		
77	SHIMURA Yuta	1	
85	KUNIEDA Andy	1	3

RESULTS BOOK



Indoor Rowing



THE WORLD GAMES
WROCLAW 2017

T+TISSOT
SWISS WATCHES SINCE 1853

RESULTS BOOK

TABLE OF CONTENT

17	Indoor Rowing	1029
17.1	Table of Contents	1030
17.2	Number of Entries by NOC	1032
17.3	Medallists by Event	1033
17.4	Medal Standings	1034
17.5	Men's Openweight 500m	1035
17.5.1	Medallists	1036
17.5.2	Results	1037
17.6	Men's Lightweight 2000m	1038
17.6.1	Medallists	1039
17.6.2	Results	1040
17.7	Men's Openweight 2000m	1041
17.7.1	Medallists	1042
17.7.2	Results	1043
17.8	Women's Openweight 500m	1044
17.8.1	Medallists	1045
17.8.2	Results	1046
17.9	Women's Lightweight 2000m	1047
17.9.1	Medallists	1048
17.9.2	Results	1049
17.10	Women's Openweight 2000m	1050
17.10.1	Medallists	1051
17.10.2	Results	1052





Number of Entries by NOC


As of THU 27 JUL 2017

	NOC	Men				Women				Total Athletes
		LW 2000m	OW 2000m	OW 500m	Total Entries	LW 2000m	OW 2000m	OW 500m	Total Entries	
AUT - Austria		1		1	2	1	1		2	4
BLR - Belarus			1	1	2					1
CAN - Canada				1	1					1
CRO - Croatia		1			1					1
CZE - Czech Republic			1	1	2		1		1	3
ESP - Spain						1		1	2	2
FIN - Finland						1		1	2	1
FRA - France								1	1	1
GBR - Great Britain			1	1	2	1	1	1	3	5
GER - Germany			1	1	2		1	1	2	4
GRE - Greece			1	1	2					1
HUN - Hungary		1	1	1	3		1	1	2	3
ITA - Italy		1		1	2					2
JPN - Japan						1			1	1
KOR - Republic of Korea		1	1		2	1	1		2	4
LAT - Latvia			1		1	1			1	2
MLT - Malta		1	1		2	1	1	1	3	4
PER - Peru			1		1					1
POL - Poland		1	1	1	3			1	1	3
ROU - Romania		1			1					1
RSA - South Africa			1	1	2					2
SUI - Switzerland				1	1					1
SVK - Slovakia			1		1					1
SWE - Sweden							1	1	2	1
THA - Thailand		1			1	1			1	2
UGA - Uganda		1			1	1			1	2
UKR - Ukraine			1	1	2		1	1	2	2
USA - United States of America		1			1			1	1	2
Total		11	14	13	38	10	9	11	30	58

Legend:

LW Lightweight

OW Openweight

Timing and Results provided by  **TISSOT**



Medallists by Event


REVISED
16 JUL 9:08

As of MON 16 JUL 2018

After 6 of 6 Events

Event Name	Date	Medal	Name	NOC Code
Women's Openweight 500m	THU 27 JUL	GOLD	BURYAK Olena	UKR
		SILVER	WIERZBOWSKA Anna	POL
		BRONZE	VELIN Cecilia	SWE
Men's Openweight 500m	THU 27 JUL	GOLD	BONDARENKO Anton	UKR
		SILVER	CLAPP Phil	GBR
		BRONZE	SHURMEI Pavel	BLR
Men's Lightweight 2000m	WED 26 JUL	GOLD	MIKOLAJCZEWSKI Artur	POL
		SILVER	BERG Florian	AUT
		BRONZE	SAENSUK Jarawat	THA
Men's Openweight 2000m	WED 26 JUL	GOLD	ZEIDLER Oliver	GER
		SILVER	BONDARENKO Anton	UKR
		BRONZE	PETERVARI-MOLNAR Bendeguz	HUN
Women's Lightweight 2000m	WED 26 JUL	GOLD	BERGER Anna	AUT
		SILVER	RESTON Justine	GBR
		BRONZE	NEEGREE Phuttharaksa	THA
Women's Openweight 2000m	WED 26 JUL	GOLD	BURYAK Olena	UKR
		SILVER	VELIN Cecilia	SWE
		BRONZE	LOBNIG Magdalena	AUT

ZABLOCKI Bartosz was Disqualified.

Timing and Results provided by  **TISSOT**



Medal Standings

REVISED
16 JUL 9:09

As of MON 16 JUL 2018


After 6 of 6 Events

Rank	NOC	Men				Women				Total				Rank by Total
		G	S	B	Tot	G	S	B	Tot	G	S	B	Tot	
1	UKR - Ukraine	1	1		2	2			2	3	1		4	1
2	AUT - Austria		1		1	1		1	2	1	1	1	3	2
3	POL - Poland	1			1		1		1	1	1		2	=3
4	GER - Germany	1			1					1			1	=7
5	GBR - Great Britain		1		1		1		1		2		2	=3
6	SWE - Sweden						1	1	2		1	1	2	=3
7	THA - Thailand			1	1			1	1			2	2	=3
8	BLR - Belarus			1	1							1	1	=7
8	HUN - Hungary			1	1							1	1	=7
Total:		3	3	3	9	3	3	3	9	6	6	6	18	

Legend:

= Equal sign indicates that two or more NOCs share the same rank by total **B** Bronze **G** Gold **S** Silver **Tot** Total

ZABLOCKI Bartosz (POL) (Men's Openweight 2000m) was Disqualified.

Timing and Results provided by  **TISSOT**

RESULTS BOOK



Indoor Rowing Men's Openweight 500m



THE WORLD GAMES
WROCLAW 2017

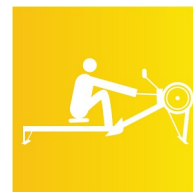
T+TISSOT
SWISS WATCHES SINCE 1853



Medallists

As of THU 27 JUL 2017

Medal	Name	NOC
GOLD	BONDARENKO Anton	UKR - Ukraine
SILVER	CLAPP Phil	GBR - Great Britain
BRONZE	SHURMEI Pavel	BLR - Belarus



Results

REVISED
16 JUL 9:11

As of MON 16 JUL 2018


World Record: Leo Young (AUS) 01:10.5 (1991)
World Games Record: BONDARENKO Anton (UKR) 01:12.1 (2017)

Rank	Bib	Name	NOC Code	Lane	Distance Rowed [m]	Average Pace	Stroke Rate	Time	Remark
1	7	BONDARENKO Anton	UKR	7	500	01:12.1		01:12.1	WG
2	5	CLAPP Phil	GBR	5	500	01:12.9		01:12.9	
3	6	SHURMEI Pavel	BLR	6	500	01:14.1		01:14.1	
4	9	ZITTA Vaclav	CZE	8	500	01:14.3		01:14.3	
5	11	PETERVARI-MOLNAR Bendeguz	HUN	10	500	01:15.8		01:15.8	
6	10	SARIC Ivan	GER	9	500	01:16.4		01:16.4	
7	4	WEIDE Jordan	CAN	4	500	01:16.6		01:16.6	
8	12	AREGGER David	SUI	11	500	01:16.9		01:16.9	
9	2	ZONTA Antonio	ITA	2	500	01:17.0		01:17.0	
10	3	PRETORIUS Henk	RSA	3	500	01:17.5		01:17.5	
11	13	GIOUPIS Georgios	GRE	12	500	01:18.5		01:18.5	
12	1	SANTER Mario	AUT	1	500	01:19.5		01:19.5	
DSQ	14	ZABLOCKI Bartosz	POL	13	500	01:14.6		01:14.6	

Legend:

DSQ Disqualified **WG** World Games Record

ZABLOCKI Bartosz was Disqualified.

Timing and Results provided by  **TISSOT**

RESULTS BOOK



Indoor Rowing Men's Lightweight 2000m



THE WORLD GAMES
WROCLAW 2017

T+TISSOT
SWISS WATCHES SINCE 1853



Medallists

As of WED 26 JUL 2017

Medal	Name	NOC
GOLD	MIKOLAJCZEWSKI Artur	POL - Poland
SILVER	BERG Florian	AUT - Austria
BRONZE	SAENSUK Jaruwat	THA - Thailand



Results

As of WED 26 JUL 2017

World Record: Henrik Stephansen (DEN) 05:56.7 (2013)
World Games Record: MIKOLAJCZEWSKI Artur (POL) 06:08.2 (2017)

Rank	Bib	Name	NOC Code	Lane	Distance Rowed [m]	Average Pace	Stroke Rate	Time	Remark
1	35	MIKOLAJCZEWSKI Artur	POL	8	2000	01:32.0		06:08.2	WG
2	34	BERG Florian	AUT	7	2000	01:32.9		06:11.5	
3	36	SAENSUK Jaruwat	THA	9	2000	01:33.7		06:14.9	
4	33	BAVA Leonardo	ITA	6	2000	01:36.5		06:25.9	
5	32	TAMAS Bence	HUN	5	2000	01:36.8		06:27.0	
6	37	NEILS Andrew	USA	10	2000	01:37.1		06:28.4	
7	38	PROKOPEC Juraj	CRO	11	2000	01:39.1		06:36.3	
8	29	BYUNGHOON Kim	KOR	3	2000	01:40.5		06:41.9	
9	30	ADAMOVICI Sebastian	ROU	4	2000	01:41.3		06:45.1	
10	39	ZAMMIT Glenn	MLT	12	2000	01:42.4		06:49.5	
DNS	31	OMONY Arnold	UGA	2					

Legend:

DNS Did not Start **WG** World Games Record

Timing and Results provided by  **TISSOT**

RESULTS BOOK



Indoor Rowing Men's Openweight 2000m



THE WORLD GAMES
WROCLAW 2017

T+TISSOT
SWISS WATCHES SINCE 1853




Medallists

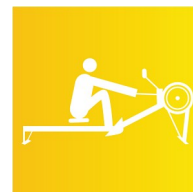
REVISED
16 JUL 9:08

As of MON 16 JUL 2018

Medal	Name	NOC
GOLD	ZEIDLER Oliver	GER - Germany
SILVER	BONDARENKO Anton	UKR - Ukraine
BRONZE	PETERVARI-MOLNAR Bendeguz	HUN - Hungary

ZABLOCKI Bartosz was Disqualified.

Timing and Results provided by  TISSOT



Results

REVISED
16 JUL 9:08

As of MON 16 JUL 2018

World Record: Rob Waddell (NZL) 05:36.6 (2008)
World Games Record: ZEIDLER Oliver (GER) 05:42.0 (2017)

Rank	Bib	Name	NOC Code	Lane	Distance Rowed [m]	Average Pace	Stroke Rate	Time	Remark
1	20	ZEIDLER Oliver	GER	6	2000	01:25.5		05:42.0	WG
2	23	BONDARENKO Anton	UKR	9	2000	01:26.6		05:46.5	
3	19	PETERVARI-MOLNAR Bendeguz	HUN	5	2000	01:27.9		05:51.5	
4	22	SHURMEI Pavel	BLR	8	2000	01:28.2		05:52.8	
5	18	BENTON Graham	GBR	4	2000	01:28.6		05:54.4	
6	24	OUREDNICEK Petr	CZE	10	2000	01:29.2		05:56.7	
7	25	WOLLENSCHLAEGER Luke	RSA	11	2000	01:31.8		06:07.2	
8	17	GIOUPIS Georgios	GRE	3	2000	01:32.7		06:10.7	
9	16	PAVLICA Jozef	SVK	2	2000	01:33.4		06:13.5	
10	26	JIN Doohwa	KOR	12	2000	01:34.3		06:17.3	
11	15	GAVRILOVS Rovoams	LAT	1	2000	01:35.5		06:21.9	
12	27	PALACIOS Jorge	PER	13	2000	01:36.7		06:26.8	
13	28	FARRUGIA Juan	MLT	14	2000	01:39.0		06:35.8	
DSQ	21	ZABLOCKI Bartosz	POL	7	2000	01:26.1		05:44.5	

Legend:

DSQ Disqualified **WG** World Games Record

ZABLOCKI Bartosz was Disqualified.

Timing and Results provided by  **TISSOT**

RESULTS BOOK



Indoor Rowing Women's Openweight 500m



THE WORLD GAMES
WROCLAW 2017

T+TISSOT
SWISS WATCHES SINCE 1853



Medallists

As of THU 27 JUL 2017

Medal	Name	NOC
GOLD	BURYAK Olena	UKR - Ukraine
SILVER	WIERZBOWSKA Anna	POL - Poland
BRONZE	VELIN Cecilia	SWE - Sweden




Results

As of THU 27 JUL 2017

World Record: Olena Buryak (UKR) 01:24.5 (2017)
World Games Record: Olena Buryak (UKR) 01:24.5 (2017)

Rank	Bib	Name	NOC Code	Lane	Distance Rowed [m]	Average Pace	Stroke Rate	Time	Remark
1	46	BURYAK Olena	UKR	8	500	01:24.5		01:24.5	WR
2	44	WIERZBOWSKA Anna	POL	6	500	01:26.8		01:26.8	
3	45	VELIN Cecilia	SWE	7	500	01:27.0		01:27.0	
4	43	KERR Laura	GBR	5	500	01:32.7		01:32.7	
5	42	McGRATH Morgan	USA	4	500	01:34.5		01:34.5	
6	47	FEKETE Beatrix	HUN	9	500	01:34.9		01:34.9	
7	41	APITZ Yvonne	GER	3	500	01:35.9		01:35.9	
8	49	BORG GHIGO Jessica	MLT	11	500	01:36.9		01:36.9	
9	48	DELALLEAU Diane	FRA	10	500	01:37.1		01:37.1	
10	40	TAYLOR Barbara	ESP	2	500	01:45.4		01:45.4	
11	50	BJORKNAS Kristina	FIN	12	500	01:49.6		01:49.6	

Legend:
WR World Record

Timing and Results provided by  **TISSOT**

RESULTS BOOK



Indoor Rowing Women's Lightweight 2000m



THE WORLD GAMES
WROCLAW 2017

T+TISSOT
SWISS WATCHES SINCE 1853



Medallists

As of WED 26 JUL 2017

Medal	Name	NOC
GOLD	BERGER Anna	AUT - Austria
SILVER	RESTON Justine	GBR - Great Britain
BRONZE	NEEGREE Phuttharaksa	THA - Thailand



Results

As of WED 26 JUL 2017

World Record: Ursula Grobler (USA) 6:54.7 (2010)
World Games Record: BERGER Anna (AUT) 07:12.72 (2017)

Rank	Bib	Name	NOC Code	Lane	Distance Rowed [m]	Average Pace	Stroke Rate	Time	Remark
1	56	BERGER Anna	AUT	8	2000	01:48.2		07:12.7	WG
2	55	RESTON Justine	GBR	7	2000	01:48.8		07:15.3	
3	54	NEEGREE Phuttharaksa	THA	6	2000	01:49.9		07:19.5	
4	58	GANDIA Christina	ESP	10	2000	01:52.7		07:30.8	
5	57	JUNG Hyewon	KOR	9	2000	01:53.2		07:32.7	
6	52	IVANOVA Ludmila	LAT	5	2000	01:59.7		07:58.7	
7	59	BJORKNAS Kristina	FIN	11	2000	02:02.6		08:10.3	
8	51	VELLA WOOD Michelle	MLT	4	2000	02:03.1		08:12.4	
9	60	FUJITA Naoko	JPN	12	2000	02:05.5		08:21.9	
DNS	53	NABIFO BELINDA Betty	UGA						

Legend:

DNS Did not Start

WG World Games Record

Timing and Results provided by  **TISSOT**

RESULTS BOOK



Indoor Rowing Women's Openweight 2000m



THE WORLD GAMES
WROCLAW 2017

T+TISSOT
SWISS WATCHES SINCE 1853



Medallists

As of WED 26 JUL 2017

Medal	Name	NOC
GOLD	BURYAK Olena	UKR - Ukraine
SILVER	VELIN Cecilia	SWE - Sweden
BRONZE	LOBNIG Magdalena	AUT - Austria




Results

As of WED 26 JUL 2017

World Record: Olena Buryak (UKR) 06:22.8 (2017)
World Games Record: Olena Buryak (UKR) 06:22.8 (2017)

Rank	Bib	Name	NOC Code	Lane	Distance Rowed [m]	Average Pace	Stroke Rate	Time	Remark
1	65	BURYAK Olena	UKR	7	2000	01:35.7		06:22.8	WR
2	66	VELIN Cecilia	SWE	8	2000	01:39.6		06:38.2	
3	64	LOBNIG Magdalena	AUT	6	2000	01:40.2		06:40.8	
4	68	ZIZKOVA Pavlina	CZE	10	2000	01:43.0		06:52.1	
5	62	LAWLESS Nicola	GBR	4	2000	01:44.6		06:58.3	
6	63	FEKETE Beatrix	HUN	5	2000	01:45.9		07:03.5	
7	67	NEERSCHULTE Luisa	GER	9	2000	01:46.7		07:06.9	
8	69	PARK Yeri	KOR	11	2000	01:50.1		07:20.3	
9	61	BORG GHIGO Jessica	MLT	3	2000	01:51.3		07:25.1	

Legend:
WR World Record

Timing and Results provided by  **TISSOT**

RESULTS BOOK



Ju-Jitsu



THE WORLD GAMES
WROCLAW 2017

T+TISSOT
SWISS WATCHES SINCE 1853

RESULTS BOOK

TABLE OF CONTENT

18	Ju-Jitsu	1052
18.1	Table of Contents	1053
18.2	Number of Entries by NOC	1057
18.3	Results Summary - Session	1059
18.3.1	Results Summary - Session JJ01	1059
18.3.2	Results Summary - Session JJ02	1065
18.3.3	Results Summary - Session JJ03	1068
18.3.4	Results Summary - Session JJ04	1073
18.3.5	Team Competition Results Summary - JJ04	1075
18.4	Medallists by Event	1078
18.5	Medal Standings	1081
18.6	Women's 55kg Fighting	1082
18.6.1	Tournament Summary	1083
18.6.2	Medallists	1084
18.7	Women's 62kg Fighting	1085
18.7.1	Tournament Summary	1086
18.7.2	Medallists	1087
18.8	Women's 70kg Fighting	1088
18.8.1	Tournament Summary	1089
18.8.2	Medallists	1090
18.9	Women's Duo	1091
18.9.1	Tournament Summary	1092
18.9.2	Medallists	1093
18.10	Women's 55kg Ne-Waza	1094
18.10.1	Tournament Summary	1095
18.10.2	Medallists	1096
18.11	Women's Open Ne-Waza	1097
18.11.1	Brackets	1098





18.11.2	Medallists	1099
18.12	Men's 62kg Fighting	1100
18.12.1	Tournament Summary	1101
18.12.2	Medallists	1102
18.13	Men's 69kg Fighting	1103
18.13.1	Tournament Summary	1104
18.13.2	Medallists	1105
18.14	Men's 77kg Fighting	1106
18.14.1	Tournament Summary	1107
18.14.2	Medallists	1108
18.15	Men's 85kg Fighting	1109
18.15.1	Tournament Summary	1110
18.15.2	Medallists	1111
18.16	Men's 94kg Fighting	1112
18.16.1	Tournament Summary	1113
18.16.2	Medallists	1114
18.17	Men's +94kg Fighting	1115
18.17.1	Tournament Summary	1116
18.17.2	Medallists	1117
18.18	Men's Duo	1118
18.18.1	Tournament Summary	1119
18.18.2	Medallists	1120
18.19	Men's 62kg Ne-Waza	1121
18.19.1	Tournament Summary	1122
18.19.2	Medallists	1123
18.20	Men's 69kg Ne-Waza	1124
18.20.1	Brackets	1125
18.20.2	Medallists	1126
18.21	Men's 77kg Ne-Waza	1127
18.21.1	Tournament Summary	1128
18.21.2	Medallists	1129
18.22	Men's 85kg Ne-Waza	1130
18.22.1	Tournament Summary	1131
18.22.2	Medallists	1132
18.23	Men's 94kg Ne-Waza	1133
18.23.1	Tournament Summary	1134
18.23.2	Medallists	1135
18.24	Men's +94kg Ne-Waza	1136
18.24.1	Tournament Summary	1137





18.24.2	Medallists	1138
18.25	Men's Open Ne-Waza	1139
18.25.1	Brackets	1140
18.25.2	Medallists	1141
18.26	Mixed Duo	1142
18.26.1	Tournament Summary	1143
18.26.2	Medallists	1144
18.27	Mixed National Team Competiton	1145
18.27.1	Brackets	1146
18.27.2	Medallists	1147
18.27.3	Finals	1148
18.27.3.1	Bronze Medal Match Results	1148
18.27.3.2	Gold Medal Match Results	1149
18.27.4	Semifinals	1150
18.27.4.1	Match 1 Results	1150
18.27.4.2	Match 2 Results	1151
18.27.5	Quarterfinals	1152
18.27.5.1	Quarterfinal 2 Results	1152
18.27.5.2	Quarterfinal 4 Results	1153





Number of Entries by NOC

As of FRI 28 JUL 2017

NOC	Men											Women						Mixed		Total Athletes					
	F 62kg	F 69kg	F 77kg	F 85kg	F 94kg	F +94kg	Duo	N 62kg	N 69kg	N 77kg	N 85kg	N 94kg	N +94kg	Total Entries	F 55kg	F 62kg	F 70kg	Duo	N 55kg		N Open	Total Entries	Duo	Total Entries	
AUT - Austria							2							2				2				2	2	2	6
BEL - Belgium	1						2	1	1			1		6					1				2	2	9
BUL - Bulgaria	1													1											1
CIV - Côte d'Ivoire					1									1											1
COL - Colombia	1			1				1						3	1		2	1							5
DEN - Denmark				1	1									2	1		1								4
ESP - Spain						1								1											1
ETH - Ethiopia								1						1											1
FRA - France			1			1			1				1	4	1	1	1								7
GER - Germany	1		1		1							1		4	1	1	2						2		10
GRE - Greece						1								1	1										2
HUN - Hungary												1		1											1
IRI - Islamic Republic of Iran					1							1		2											1
ISR - Israel								1	1		1			3											3
ITA - Italy							2							2	1	1			1				2	2	6
JOR - Jordan											1			1						1					2
JPN - Japan								1						1											1
KAZ - Kazakhstan				1										1											1
KGZ - Kyrgyzstan											1			1											1
LBN - Lebanon									1					1											1
MAR - Morocco												1		1											1
MEX - Mexico		1									1			2		1									3
MGL - Mongolia																			1						1
MNE - Montenegro		1				1								2	1										3
MRI - Mauritius			1	1					1	1				4											2
NED - Netherlands	1	1			1		2							5		1									6
PAK - Pakistan							2							2											2
POL - Poland					1	1		1	1	1				5	1	1	1		1						8
POR - Portugal																			1						1
ROU - Romania								1		1				2											2
RUS - Russian Federation		1	1	1					1		1	1		6		1									7
SLO - Slovenia		1			1									2			2								4
SUI - Switzerland				1						1	1	1		4								2	2		6
SWE - Sweden			1	1								1		3					1						4
THA - Thailand																	2								2
TKM - Turkmenistan																			1						1
TUN - Tunisia						1						1		2											1
UAE - United Arab Emirates									1	1		1	1	4											4
UKR - Ukraine	1			1										2											2
URU - Uruguay															1								2	2	2
VIE - Vietnam																		2							2
Total	6	6	6	6	7	6	10	6	8	6	6	6	6	85	6	7	6	12	7	2	40	12	12	128	



Number of Entries by NOC

As of FRI 28 JUL 2017

Legend:			
F	Fighting	N	Ne-Waza
		Nat.	National

Timing and Results provided by  **TISSOT**



Results Summary

SESSION 1 - TATAMI 1


Match No	Weight Category	Phase	Color	Draw No	Name	NOC Code	Points	Winner	Officials
1	W 55kg Ne-Waza	Pool Round - Pool A	RED		AMJAHID Amal	BEL	100	X	
			BLUE		MUNKHGEREL Bayarmaa	MGL	0		
2	W 55kg Ne-Waza	Pool Round - Pool B	RED		SCRICCILOLO Jessica	ITA	0		
			BLUE		MARQUES DIAS Ana Nair	POR	100	X	
3	W 55kg Ne-Waza	Pool Round - Pool A	RED		AMJAHID Amal	BEL	100	X	
			BLUE		GIEC Magdalena	POL	0		
4	W 55kg Ne-Waza	Pool Round - Pool B	RED		SCRICCILOLO Jessica	ITA	0		
			BLUE		PEDRAZA Sandra Ximena	COL	100	X	
5	W 55kg Ne-Waza	Pool Round - Pool A	RED		MUNKHGEREL Bayarmaa	MGL	14	X	
			BLUE		GIEC Magdalena	POL	0		
6	W 55kg Ne-Waza	Pool Round - Pool B	RED		MARQUES DIAS Ana Nair	POR	4	X	
			BLUE		PEDRAZA Sandra Ximena	COL	0		
7	M 69kg Ne-Waza	Quarterfinals	RED		PAPERNI Evyatar	ISR	4		
			BLUE		ALKIRBI Talib	UAE	4	X	
8	M 69kg Ne-Waza	Quarterfinals	RED		ABBAS Haidar Raza	FRA	2	X	
			BLUE		HILAL Daniel	LBN	0		
9	W 55kg Ne-Waza	Semifinals	RED		AMJAHID Amal	BEL	100	X	
			BLUE		PEDRAZA Sandra Ximena	COL	0		
10	W 55kg Ne-Waza	Semifinals	RED		MARQUES DIAS Ana Nair	POR	0		
			BLUE		MUNKHGEREL Bayarmaa	MGL	100	X	
11	M 69kg Ne-Waza	Quarterfinals	RED		ZAINUKOV Zainutdin	RUS	100	X	
			BLUE		LIGA Salvatore Ivan	BEL	2		
13	M 69kg Ne-Waza	Semifinals	RED		POLOK Maciej	POL	100	X	
			BLUE		ALKIRBI Talib	UAE	0		
14	M 69kg Ne-Waza	Semifinals	RED		ABBAS Haidar Raza	FRA	4	X	
			BLUE		ZAINUKOV Zainutdin	RUS	2		
15	M 69kg Ne-Waza	Quarterfinals Repechage	RED		PAPERNI Evyatar	ISR		X	
16	M 69kg Ne-Waza	Quarterfinals Repechage	RED		HILAL Daniel	LBN	100	X	
			BLUE		LIGA Salvatore Ivan	BEL	2		
17	M +94kg Ne-Waza	Pool Round - Pool A	RED		SAK Aleksandr	RUS	2	X	
			BLUE		ALHAMADI Yahya	UAE	2		
18	M +94kg Ne-Waza	Pool Round - Pool B	RED		HUSSON Frederic Grevais Eugene	FRA	0	X	
			BLUE		FELIZ CAPITAO Danny Andre	SUI	0		



Results Summary

SESSION 1 - TATAMI 1


Match No	Weight Category	Phase	Color	Draw No	Name	NOC Code	Points	Winner	Officials
19	M +94kg Ne-Waza	Pool Round - Pool A	RED		SAK Aleksandr	RUS	0	X	
			BLUE		SAANOUNI Makrem	TUN	0		
20	M +94kg Ne-Waza	Pool Round - Pool B	RED		HUSSON Frederic Grevais Eugene	FRA	0		
			BLUE		HOUMINE Seif Eddine	MAR	100	X	
21	M +94kg Ne-Waza	Pool Round - Pool A	RED		ALHAMADI Yahya	UAE	0	X	
			BLUE		SAANOUNI Makrem	TUN	0		
22	M +94kg Ne-Waza	Pool Round - Pool B	RED		FELIZ CAPITAO Danny Andre	SUI	0		
			BLUE		HOUMINE Seif Eddine	MAR	100	X	
23	M 62kg Ne-Waza	Pool Round - Pool A	RED		LOSKA Jędrzej	POL	2		
			BLUE		KURAOKA Joao Carlos Hiroshi	JPN	8	X	
24	M 62kg Ne-Waza	Pool Round - Pool B	RED		COHEN Ron	ISR	0	X	
			BLUE		VIVIESCAS ORTIZ Jairo Alejandro	COL	0		
25	M +94kg Ne-Waza	Semifinals	RED		SAK Aleksandr	RUS	0		
			BLUE		HUSSON Frederic Grevais Eugene	FRA	2	X	
26	M +94kg Ne-Waza	Semifinals	RED		HOUMINE Seif Eddine	MAR	100	X	
			BLUE		ALHAMADI Yahya	UAE	0		
27	M 62kg Ne-Waza	Pool Round - Pool A	RED		LOSKA Jędrzej	POL	100	X	
			BLUE		DECHASSA Yared Nigusse	ETH	0		
28	M 62kg Ne-Waza	Pool Round - Pool B	RED		COHEN Ron	ISR	4	X	
			BLUE		HANDREA Mihai	ROU	2		
29	M 62kg Ne-Waza	Pool Round - Pool A	RED		KURAOKA Joao Carlos Hiroshi	JPN	100	X	
			BLUE		DECHASSA Yared Nigusse	ETH	0		
30	M 62kg Ne-Waza	Pool Round - Pool B	RED		VIVIESCAS ORTIZ Jairo Alejandro	COL	5	X	
			BLUE		HANDREA Mihai	ROU	0		
31	M 94kg Ne-Waza	Pool Round - Pool A	RED		ALKETBI Faisal	UAE	0		
			BLUE		SZUCS Kristof	HUN	0	X	
32	M 94kg Ne-Waza	Pool Round - Pool B	RED		MINGUET Florent	BEL	5	X	
			BLUE		MEINKEN Malte	GER	2		
33	M 62kg Ne-Waza	Semifinals	RED		KURAOKA Joao Carlos Hiroshi	JPN	0		
			BLUE		VIVIESCAS ORTIZ Jairo Alejandro	COL	1	X	
34	M 62kg Ne-Waza	Semifinals	RED		COHEN Ron	ISR	4		
			BLUE		LOSKA Jędrzej	POL	100	X	
35	M 94kg Ne-Waza	Pool Round - Pool A	RED		ALKETBI Faisal	UAE	4	X	
			BLUE		HAMID AGHCHAY Mohsen	IRI	0		



Results Summary

SESSION 1 - TATAMI 1


Match No	Weight Category	Phase	Color	Draw No	Name	NOC Code	Points	Winner	Officials
36	M 94kg Ne-Waza	Pool Round - Pool B	RED		MINGUET Florent	BEL	0		
			BLUE		HEDERSTROM Max	SWE	3	X	
37	M 94kg Ne-Waza	Pool Round - Pool A	RED		SZUCS Kristof	HUN	100	X	
			BLUE		HAMID AGHCHAY Mohsen	IRI	0		
38	M 94kg Ne-Waza	Pool Round - Pool B	RED		MEINKEN Malte	GER	0		
			BLUE		HEDERSTROM Max	SWE	100	X	
39	M 77kg Ne-Waza	Pool Round - Pool A	RED		KOZAK Maciej	POL	0	X	
			BLUE		AL QUBAISI Mohamed	UAE	0		
40	M 77kg Ne-Waza	Pool Round - Pool B	RED		DEPUTTER Wim	BEL	0		
			BLUE		BULUT Ilke Kubilay	SUI	2	X	
41	M 94kg Ne-Waza	Semifinals	RED		SZUCS Kristof	HUN	7	X	
			BLUE		MINGUET Florent	BEL	0		
42	M 94kg Ne-Waza	Semifinals	RED		HEDERSTROM Max	SWE	2		
			BLUE		ALKETBI Faisal	UAE	2	X	
43	M 77kg Ne-Waza	Pool Round - Pool A	RED		KOZAK Maciej	POL	100	X	
			BLUE		CHARLOT Jonathan	MRI	0		
44	M 77kg Ne-Waza	Pool Round - Pool B	RED		DEPUTTER Wim	BEL	2	X	
			BLUE		BUCALET Dinu	ROU	0		
45	M 77kg Ne-Waza	Pool Round - Pool A	RED		AL QUBAISI Mohamed	UAE	0	X	
			BLUE		CHARLOT Jonathan	MRI	0		
46	M 77kg Ne-Waza	Pool Round - Pool B	RED		BULUT Ilke Kubilay	SUI	13	X	
			BLUE		BUCALET Dinu	ROU	0		
47	M 77kg Ne-Waza	Semifinals	RED		KOZAK Maciej	POL	0		
			BLUE		DEPUTTER Wim	BEL	1	X	
48	M 77kg Ne-Waza	Semifinals	RED		BULUT Ilke Kubilay	SUI	14	X	
			BLUE		AL QUBAISI Mohamed	UAE	0		
	M 69kg Ne-Waza	Semifinals Repechage	RED		PAPERNI Evyatar	ISR	4	X	
			BLUE		ZAINUKOV Zainutdin	RUS	0		
	M 69kg Ne-Waza	Semifinals Repechage	RED		HILAL Daniel	LBN	0		
			BLUE		ALKIRBI Talib	UAE	100	X	



Results Summary

SESSION 1 - TATAMI 2

Match No	Weight Category	Phase	Color	Draw No	Name	NOC Code	Points	Winner	Officials
1	M 62kg Fighting	Pool Round - Pool A	RED		APOLONOV Roman	GER	13	X	
			BLUE		VIVIESCAS ORTIZ Jairo Alejandro	COL	5		
2	M 62kg Fighting	Pool Round - Pool B	RED		MOCHULSKYI Bohdan	UKR	11	X	
			BLUE		CLOOTS Louis	BEL	10		
3	M 62kg Fighting	Pool Round - Pool A	RED		APOLONOV Roman	GER	10	X	
			BLUE		van der VEER Ecco Hendrikus Corneli	NED	4		
4	M 62kg Fighting	Pool Round - Pool B	RED		MOCHULSKYI Bohdan	UKR	7		
			BLUE		MARKOV Radoslav	BUL	17	X	
5	M 62kg Fighting	Pool Round - Pool A	RED		VIVIESCAS ORTIZ Jairo Alejandro	COL	50	X	
			BLUE		van der VEER Ecco Hendrikus Corneli	NED	0		
6	M 62kg Fighting	Pool Round - Pool B	RED		CLOOTS Louis	BEL	50	X	
			BLUE		MARKOV Radoslav	BUL	0		
7	Mixed Duo	Pool Round - Pool A	RED		ITALY	ITA	92	X	
			BLUE		GERMANY	GER	87.5		
8	Mixed Duo	Pool Round - Pool B	RED		SWITZERLAND	SUI	93		
			BLUE		BELGIUM	BEL	94	X	
9	M 62kg Fighting	Semifinals	RED		APOLONOV Roman	GER	6		
			BLUE		MOCHULSKYI Bohdan	UKR	14	X	
10	M 62kg Fighting	Semifinals	RED		CLOOTS Louis	BEL	7		
			BLUE		VIVIESCAS ORTIZ Jairo Alejandro	COL	9	X	
11	Mixed Duo	Pool Round - Pool A	RED		ITALY	ITA	94.5	X	
			BLUE		URUGUAY	URU	80		
12	Mixed Duo	Pool Round - Pool B	RED		SWITZERLAND	SUI	93.5	X	
			BLUE		AUSTRIA	AUT	89		
13	Mixed Duo	Pool Round - Pool A	RED		GERMANY	GER	89.5	X	
			BLUE		URUGUAY	URU	78.5		
14	Mixed Duo	Pool Round - Pool B	RED		BELGIUM	BEL	92.5	X	
			BLUE		AUSTRIA	AUT	88		
15	W 55kg Fighting	Pool Round - Pool A	RED		SCRICCILOLO Jessica	ITA	50	X	
			BLUE		LOPEZ CESTARI Romina Yashmir	URU	0		
16	W 55kg Fighting	Pool Round - Pool B	RED		BEAUCHET EP DOUCET Laure Murielle E	FRA	6		
			BLUE		DAHL Rebekka Elisabeth Ziska	DEN	7	X	
17	Mixed Duo	Semifinals	RED		ITALY	ITA	94.5	X	
			BLUE		SWITZERLAND	SUI	91.5		



Results Summary

SESSION 1 - TATAMI 2

Match No	Weight Category	Phase	Color	Draw No	Name	NOC Code	Points	Winner	Officials
18	Mixed Duo	Semifinals	RED		BELGIUM	BEL	92		
			BLUE		GERMANY	GER	93	X	
19	W 55kg Fighting	Pool Round - Pool A	RED		SCRICCILO Jessica	ITA	9		
			BLUE		GIEC Magdalena	POL	10	X	
20	W 55kg Fighting	Pool Round - Pool B	RED		BEAUCHET EP DOUCET Laure Murielle E	FRA	13	X	
			BLUE		LATSINOI Panagiota	GRE	8		
21	W 55kg Fighting	Pool Round - Pool A	RED		LOPEZ CESTARI Romina Yashmir	URU	12		
			BLUE		GIEC Magdalena	POL	13	X	
22	W 55kg Fighting	Pool Round - Pool B	RED		DAHL Rebekka Elisabeth Ziska	DEN	50	X	
			BLUE		LATSINOI Panagiota	GRE	0		
23	W 70kg Fighting	Pool Round - Pool A	RED		van LEEUWEN Aafke	NED	9	X	
			BLUE		ATTENBERGER Theresa	GER	5		
24	W 70kg Fighting	Pool Round - Pool B	RED		LALANDE Chloe Claude Laurence	FRA	7		
			BLUE		MACKOWIAK Emilia	POL	8	X	
25	W 55kg Fighting	Semifinals	RED		GIEC Magdalena	POL	7		
			BLUE		BEAUCHET EP DOUCET Laure Murielle E	FRA	10	X	
26	W 55kg Fighting	Semifinals	RED		DAHL Rebekka Elisabeth Ziska	DEN	5	X	
			BLUE		SCRICCILO Jessica	ITA	2		
27	W 70kg Fighting	Pool Round - Pool A	RED		van LEEUWEN Aafke	NED	6	X	
			BLUE		TANZER Liva	DEN	3		
28	W 70kg Fighting	Pool Round - Pool B	RED		LALANDE Chloe Claude Laurence	FRA	50	X	
			BLUE		LOPEZ HERRERA Veronica	MEX	0		
29	W 70kg Fighting	Pool Round - Pool A	RED		ATTENBERGER Theresa	GER	11	X	
			BLUE		TANZER Liva	DEN	3		
30	W 70kg Fighting	Pool Round - Pool B	RED		MACKOWIAK Emilia	POL	13	X	
			BLUE		LOPEZ HERRERA Veronica	MEX	1		
31	W 62kg Fighting	Pool Round - Pool A	RED		NEBIE Atio Severine	FRA	14	X	
			BLUE		MEDVEDEVA Olga	RUS	0		
32	W 62kg Fighting	Pool Round - Pool B	RED		NEUPERT Carina	GER	16	X	
			BLUE		CHOCONTA ROJAS Madeline	COL	5		
33	W 70kg Fighting	Semifinals	RED		van LEEUWEN Aafke	NED	9		
			BLUE		LALANDE Chloe Claude Laurence	FRA	12	X	
34	W 70kg Fighting	Semifinals	RED		MACKOWIAK Emilia	POL	0		
			BLUE		ATTENBERGER Theresa	GER	50	X	





Results Summary

SESSION 1 - TATAMI 2

Match No	Weight Category	Phase	Color	Draw No	Name	NOC Code	Points	Winner	Officials
35	W 62kg Fighting	Pool Round - Pool A	RED		NEBIE Atio Severine	FRA	11	X	
			BLUE		CAVARRETTA Annalisa	ITA	1		
36	W 62kg Fighting	Pool Round - Pool B	RED		NEUPERT Carina	GER	50	X	
			BLUE		WALOTEK Marta	POL	0		
37	W 62kg Fighting	Pool Round - Pool A	RED		MEDVEDEVA Olga	RUS	0		
			BLUE		CAVARRETTA Annalisa	ITA	14	X	
38	W 62kg Fighting	Pool Round - Pool B	RED		CHOCONTA ROJAS Madeline	COL	6		
			BLUE		WALOTEK Marta	POL	12	X	
39	M 85kg Ne-Waza	Pool Round - Pool A	RED		SCHON WEINBERG Dan Melvin	MEX	0		
			BLUE		de MADDALENA Daniel	SUI	100	X	
40	M 85kg Ne-Waza	Pool Round - Pool B	RED		AL-RASHEED Haidar Haitham Abdelkari	JOR	0		
			BLUE		GUSEINOV Abdulbari	RUS	100	X	
41	W 62kg Fighting	Semifinals	RED		NEBIE Atio Severine	FRA	50	X	
			BLUE		WALOTEK Marta	POL	0		
42	W 62kg Fighting	Semifinals	RED		NEUPERT Carina	GER	7		
			BLUE		CAVARRETTA Annalisa	ITA	8	X	
43	M 85kg Ne-Waza	Pool Round - Pool A	RED		SCHON WEINBERG Dan Melvin	MEX	0	X	
			BLUE		BEN ZAKEN David	ISR	0		
44	M 85kg Ne-Waza	Pool Round - Pool B	RED		AL-RASHEED Haidar Haitham Abdelkari	JOR	4	X	
			BLUE		MURTAZALIEV Abdurahmanhaji	KGZ	2		
45	M 85kg Ne-Waza	Pool Round - Pool A	RED		de MADDALENA Daniel	SUI	100	X	
			BLUE		BEN ZAKEN David	ISR	0		
46	M 85kg Ne-Waza	Pool Round - Pool B	RED		GUSEINOV Abdulbari	RUS	100	X	
			BLUE		MURTAZALIEV Abdurahmanhaji	KGZ	0		
47	M 85kg Ne-Waza	Semifinals	RED		de MADDALENA Daniel	SUI	4	X	
			BLUE		AL-RASHEED Haidar Haitham Abdelkari	JOR	2		
48	M 85kg Ne-Waza	Semifinals	RED		GUSEINOV Abdulbari	RUS	0		
			BLUE		SCHON WEINBERG Dan Melvin	MEX	0	X	

Legend:	M Mat Referee	No Number	S Side Referee	T Table Referee
----------------	----------------------	------------------	-----------------------	------------------------

Timing and Results provided by  **TISSOT**



Results Summary

SESSION 2 - TATAMI 1


Match No	Weight Category	Phase	Color	Draw No	Name	NOC Code	Points	Winner	Officials
49	M 69kg Ne-Waza	Bronze Medal Match	RED		PAPERNI Evyatar	ISR	0	X	
			BLUE		ALKIRBI Talib	UAE	0		
50	W 55kg Fighting	Bronze Medal Match	RED		GIEC Magdalena	POL	8		
			BLUE		SCRICCILOLO Jessica	ITA	14	X	
50	M +94kg Ne-Waza	Bronze Medal Match	RED		SAK Aleksandr	RUS	2	X	
			BLUE		ALHAMADI Yahya	UAE	2		
51	W 70kg Fighting	Bronze Medal Match	RED		van LEEUWEN Aafke	NED	9	X	
			BLUE		MACKOWIAK Emilia	POL	8		
51	M 62kg Ne-Waza	Bronze Medal Match	RED		KURAOKA Joao Carlos Hiroshi	JPN	5	X	
			BLUE		COHEN Ron	ISR	2		
52	M 94kg Ne-Waza	Bronze Medal Match	RED		MINGUET Florent	BEL	4	X	
			BLUE		HEDERSTROM Max	SWE	0		
53	M 77kg Ne-Waza	Bronze Medal Match	RED		KOZAK Maciej	POL	6	X	
			BLUE		AL QUBAISI Mohamed	UAE	0		
54	M 85kg Ne-Waza	Bronze Medal Match	RED		AL-RASHEED Haidar Haitham Abdelkari	JOR	0		
			BLUE		GUSEINOV Abdulbari	RUS	100	X	
55	M 69kg Ne-Waza	Gold Medal Match	RED		POLOK Maciej	POL	4		M 10
			BLUE		ABBAS Haidar Raza	FRA	4	X	
56	M +94kg Ne-Waza	Gold Medal Match	RED		HUSSON Frederic Grevais Eugene	FRA	0		M 4
			BLUE		HOUMINE Seif Eddine	MAR	100	X	
57	Mixed Duo	Gold Medal Match	RED		ITALY	ITA	101	X	M 3
			BLUE		GERMANY	GER	94.5		
58	M 62kg Ne-Waza	Gold Medal Match	RED		VIVIESCAS ORTIZ Jairo Alejandro	COL	0		M 10
			BLUE		LOSKA Jędrzej	POL	100	X	
59	W 55kg Fighting	Gold Medal Match	RED		BEAUCHET EP DOUCET Laure Murielle E	FRA	5		M 9 S 13 T 14
			BLUE		DAHL Rebekka Elisabeth Ziska	DEN	9	X	
60	M 62kg Fighting	Gold Medal Match	RED		MOCHULSKYI Bohdan	UKR	9	X	M 14 S 2 T 9
			BLUE		VIVIESCAS ORTIZ Jairo Alejandro	COL	8		
61	W 55kg Ne-Waza	Gold Medal Match	RED		AMJAHID Amal	BEL	100	X	M 12
			BLUE		MUNKHGEREL Bayarmaa	MGL	0		
62	M 77kg Ne-Waza	Gold Medal Match	RED		DEPUTTER Wim	BEL	2		M 7
			BLUE		BULUT Ilke Kubilay	SUI	12	X	
63	W 62kg Fighting	Gold Medal Match	RED		NEBIE Atio Severine	FRA	50	X	M 5 S 6 T 9
			BLUE		CAVARRETTA Annalisa	ITA	0		



Results Summary

SESSION 2 - TATAMI 1

Match No	Weight Category	Phase	Color	Draw No	Name	NOC Code	Points	Winner	Officials
63	M 85kg Ne-Waza	Gold Medal Match	RED		de MADDALENA Daniel	SUI	0		M 4
			BLUE		SCHON WEINBERG Dan Melvin	MEX	2	X	
64	W 70kg Fighting	Gold Medal Match	RED		LALANDE Chloe Claude Laurence	FRA	5		M 15 S 13 T 14
			BLUE		ATTENBERGER Theresa	GER	13	X	
65	M 94kg Ne-Waza	Gold Medal Match	RED		SZUCS Kristof	HUN	0		M 1
			BLUE		ALKETBI Faisal	UAE	2	X	





Results Summary

SESSION 2 - TATAMI 2

Match No	Weight Category	Phase	Color	Draw No	Name	NOC Code	Points	Winner	Officials
49	Mixed Duo	Bronze Medal Match	RED		SWITZERLAND	SUI	94.5		
			BLUE		BELGIUM	BEL	97	X	
52	W 62kg Fighting	Bronze Medal Match	RED		WALOTEK Marta	POL	4		
			BLUE		NEUPERT Carina	GER	20	X	
53	W 55kg Ne-Waza	Bronze Medal Match	RED		PEDRAZA Sandra Ximena	COL	2		
			BLUE		MARQUES DIAS Ana Nair	POR	100	X	
54	M 62kg Fighting	Bronze Medal Match	RED		APOLONOV Roman	GER	10	X	
			BLUE		CLOOTS Louis	BEL	8		

Legend:	M Mat Referee	No Number	S Side Referee	T Table Referee
----------------	----------------------	------------------	-----------------------	------------------------


Timing and Results provided by  **TISSOT**



Results Summary

SESSION 3 - TATAMI 1


Match No	Weight Category	Phase	Color	Draw No	Name	NOC Code	Points	Winner	Officials
1	Men's Duo	Pool Round - Pool A	RED		NETHERLANDS	NED	91.5	X	
			BLUE		ITALY	ITA	87		
2	Men's Duo	Pool Round - Pool B	RED		BELGIUM	BEL	89		
			BLUE		AUSTRIA	AUT	93	X	
3	Men's Duo	Pool Round - Pool A	RED		NETHERLANDS	NED	114	X	
			BLUE		MONTENEGRO	MNE	112.5		
4	Men's Duo	Pool Round - Pool B	RED		BELGIUM	BEL	92	X	
			BLUE		PAKISTAN	PAK	85.5		
5	Men's Duo	Pool Round - Pool A	RED		ITALY	ITA	87.5		
			BLUE		MONTENEGRO	MNE	89.5	X	
6	Men's Duo	Pool Round - Pool B	RED		AUSTRIA	AUT	90	X	
			BLUE		PAKISTAN	PAK	84.5		
7	Women's Duo	Pool Round - Pool A	RED		AUSTRIA	AUT	92	X	
			BLUE		COLOMBIA	COL	77.5		
8	Women's Duo	Pool Round - Pool B	RED		GERMANY	GER	88.5		
			BLUE		SLOVENIA	SLO	90	X	
9	Women's Duo	Pool Round - Pool A	RED		AUSTRIA	AUT	96	X	
			BLUE		THAILAND	THA	86		
10	Women's Duo	Pool Round - Pool B	RED		GERMANY	GER	87.5	X	
			BLUE		VIETNAM	VIE	76.5		
11	Women's Duo	Pool Round - Pool A	RED		COLOMBIA	COL	78		
			BLUE		THAILAND	THA	84.5	X	
12	Women's Duo	Pool Round - Pool B	RED		SLOVENIA	SLO	86	X	
			BLUE		VIETNAM	VIE	73.5		
13	Men's Duo	Semifinals	RED		NETHERLANDS	NED	95.5	X	
			BLUE		BELGIUM	BEL	92		
14	Men's Duo	Semifinals	RED		AUSTRIA	AUT	97	X	
			BLUE		MONTENEGRO	MNE	94		
15	Women's Duo	Semifinals	RED		AUSTRIA	AUT	97.5	X	
			BLUE		GERMANY	GER	91.5		
16	Women's Duo	Semifinals	RED		SLOVENIA	SLO	89	X	
			BLUE		THAILAND	THA	82.5		
17	M Open Ne-Waza	Round of 16	RED		SZUCS Kristof	HUN	99	X	
			BLUE		HEDERSTROM Max	SWE	0		



Results Summary

SESSION 3 - TATAMI 1


Match No	Weight Category	Phase	Color	Draw No	Name	NOC Code	Points	Winner	Officials
18	M Open Ne-Waza	Round of 16	RED		SAK Aleksandr	RUS	4	X	
			BLUE		ALHAMADI Yahya	UAE	4		
19	M Open Ne-Waza	Round of 16	RED		KOZAK Maciej	POL	5	X	
			BLUE		PAPERNI Evyatar	ISR	2		
20	M Open Ne-Waza	Round of 16	RED		HOUMINE Seif Eddine	MAR	50	X	
			BLUE		ABBAS Haidar Raza	FRA	0		
21	M Open Ne-Waza	Round of 16	RED		KURAOKA Joao Carlos Hiroshi	JPN	0		
			BLUE		ALKETBI Faisal	UAE	50	X	
22	M Open Ne-Waza	Quarterfinals	RED		SZUCS Kristof	HUN	7	X	
			BLUE		SAK Aleksandr	RUS	2		
23	M Open Ne-Waza	Quarterfinals	RED		KOZAK Maciej	POL	4		
			BLUE		DEPUTTER Wim	BEL	6	X	
24	M Open Ne-Waza	Quarterfinals	RED		HOUMINE Seif Eddine	MAR	3	X	
			BLUE		GUSEINOV Abdulbari	RUS	0		
25	M Open Ne-Waza	Quarterfinals	RED		ALKETBI Faisal	UAE	3	X	
			BLUE		MINGUET Florent	BEL	0		
26	W Open Ne-Waza	Quarterfinals	RED		LALANDE Chloe Claude Laurence	FRA	50	X	
			BLUE		MARQUES DIAS Ana Nair	POR	0		
27	W Open Ne-Waza	Quarterfinals	RED		NEBIE Atio Severine	FRA	0		
			BLUE		MACKOWIAK Emilia	POL	2	X	
28	M Open Ne-Waza	Semifinals	RED		SZUCS Kristof	HUN	99	X	
			BLUE		DEPUTTER Wim	BEL	0		
29	M Open Ne-Waza	Semifinals	RED		HOUMINE Seif Eddine	MAR	0		
			BLUE		ALKETBI Faisal	UAE	2	X	
30	W Open Ne-Waza	Semifinals	RED		AMJAHID Amal	BEL	99	X	
			BLUE		LALANDE Chloe Claude Laurence	FRA	0		
31	W Open Ne-Waza	Semifinals	RED		ALQUBAJ Luma Hatem Sharif	JOR	27	X	
			BLUE		MACKOWIAK Emilia	POL	0		



Results Summary

SESSION 3 - TATAMI 2


Match No	Weight Category	Phase	Color	Draw No	Name	NOC Code	Points	Winner	Officials
1	M +94kg Fighting	Pool Round - Pool A	RED		RISS Rafal	POL	50	X	
			BLUE		SAANOUNI Makrem	TUN	0		
2	M +94kg Fighting	Pool Round - Pool B	RED		VUKCEVIC Dejan	MNE	1		
			BLUE		FROMANGE Alexandre Didier Georges	FRA	7	X	
3	M +94kg Fighting	Pool Round - Pool A	RED		RISS Rafal	POL	50	X	
			BLUE		ALVAREZ FERNANDEZ Christian	ESP	0		
4	M +94kg Fighting	Pool Round - Pool B	RED		VUKCEVIC Dejan	MNE	12	X	
			BLUE		VARVARIGOS Angelos	GRE	5		
5	M +94kg Fighting	Pool Round - Pool A	RED		SAANOUNI Makrem	TUN	10		
			BLUE		ALVAREZ FERNANDEZ Christian	ESP	16	X	
6	M +94kg Fighting	Pool Round - Pool B	RED		FROMANGE Alexandre Didier Georges	FRA	50	X	
			BLUE		VARVARIGOS Angelos	GRE	0		
7	M 85kg Fighting	Pool Round - Pool A	RED		BELOV Denis	RUS	14	X	
			BLUE		SETH WENZEL William	SWE	6		
8	M 85kg Fighting	Pool Round - Pool B	RED		WILLARD Mikkel Brix	DEN	7	X	
			BLUE		NASTENKO Ivan	UKR	5		
9	M 85kg Fighting	Pool Round - Pool A	RED		BELOV Denis	RUS	10	X	
			BLUE		BAEZ Nicolas Aramis	SUI	4		
10	M 85kg Fighting	Pool Round - Pool B	RED		WILLARD Mikkel Brix	DEN	15	X	
			BLUE		CABEZAS QUINONES Junior David	COL	7		
11	M 85kg Fighting	Pool Round - Pool A	RED		SETH WENZEL William	SWE	15	X	
			BLUE		BAEZ Nicolas Aramis	SUI	6		
12	M 85kg Fighting	Pool Round - Pool B	RED		NASTENKO Ivan	UKR	11		
			BLUE		CABEZAS QUINONES Junior David	COL	11	X	
13	M +94kg Fighting	Semifinals	RED		RISS Rafal	POL	9	X	
			BLUE		VUKCEVIC Dejan	MNE	3		
14	M +94kg Fighting	Semifinals	RED		FROMANGE Alexandre Didier Georges	FRA	50	X	
			BLUE		ALVAREZ FERNANDEZ Christian	ESP	0		
15	M 85kg Fighting	Semifinals	RED		BELOV Denis	RUS	50	X	
			BLUE		CABEZAS QUINONES Junior David	COL	0		
16	M 85kg Fighting	Semifinals	RED		WILLARD Mikkel Brix	DEN	50	X	
			BLUE		SETH WENZEL William	SWE	0		
17	M 69kg Fighting	Pool Round - Pool A	RED		KORZHAVYKH Pavel	RUS	50	X	
			BLUE		TOPLAK Tim	SLO	0		



Results Summary

SESSION 3 - TATAMI 2

Match No	Weight Category	Phase	Color	Draw No	Name	NOC Code	Points	Winner	Officials
18	M 69kg Fighting	Pool Round - Pool B	RED		KOVACEVIC Milos	MNE	0		
			BLUE		VOGELZANG Boy	NED	50	X	
19	M 69kg Fighting	Pool Round - Pool A	RED		KORZHAVYKH Pavel	RUS	50	X	
			BLUE		PROAG Rayan Krishna	MRI	0		
20	M 69kg Fighting	Pool Round - Pool B	RED		KOVACEVIC Milos	MNE	6		
			BLUE		GUTIERREZ CORTES Eduardo Alberto	MEX	7	X	
21	M 69kg Fighting	Pool Round - Pool A	RED		TOPLAK Tim	SLO	14	X	
			BLUE		PROAG Rayan Krishna	MRI	0		
22	M 69kg Fighting	Pool Round - Pool B	RED		VOGELZANG Boy	NED	50	X	
			BLUE		GUTIERREZ CORTES Eduardo Alberto	MEX	0		
23	M 94kg Fighting	Pool Round - Pool A	RED		LAH Benjamin	SLO	25	X	
			BLUE		SCHOL Melvin	NED	12		
24	M 94kg Fighting	Pool Round - Pool B	RED		WEIDENBECHER Tim	GER	0		
			BLUE		SZEWCZAK Tomasz	POL	50	X	
25	M 94kg Fighting	Pool Round - Pool A	RED		LAH Benjamin	SLO	12		
			BLUE		WILLARD Mathias Brix	DEN	12	X	
26	M 94kg Fighting	Pool Round - Pool B	RED		WEIDENBECHER Tim	GER	12		
			BLUE		HAMID AGHCHAY Mohsen	IRI	13	X	
27	M 94kg Fighting	Pool Round - Pool A	RED		SCHOL Melvin	NED	11		
			BLUE		WILLARD Mathias Brix	DEN	14	X	
28	M 94kg Fighting	Pool Round - Pool B	RED		SZEWCZAK Tomasz	POL	15	X	
			BLUE		HAMID AGHCHAY Mohsen	IRI	8		
29	M 69kg Fighting	Semifinals	RED		KORZHAVYKH Pavel	RUS	17	X	
			BLUE		GUTIERREZ CORTES Eduardo Alberto	MEX	0		
30	M 69kg Fighting	Semifinals	RED		VOGELZANG Boy	NED	8	X	
			BLUE		TOPLAK Tim	SLO	2		
31	M 77kg Fighting	Pool Round - Pool A	RED		BOROK Ilia	RUS	50	X	
			BLUE		KNEBL Andreas Stefan	GER	0		
32	M 77kg Fighting	Pool Round - Pool B	RED		KUNSA BI AKU Percy	FRA	8	X	
			BLUE		WIDGREN Fredrik Hans Axel	SWE	7		
33	M 77kg Fighting	Pool Round - Pool A	RED		BOROK Ilia	RUS	9	X	
			BLUE		NURMUKHANBETOV Saparmurat	KAZ	3		
34	M 77kg Fighting	Pool Round - Pool B	RED		KUNSA BI AKU Percy	FRA	9	X	
			BLUE		CHARLOT Jonathan	MRI	6		





Results Summary

SESSION 3 - TATAMI 2

Match No	Weight Category	Phase	Color	Draw No	Name	NOC Code	Points	Winner	Officials
35	M 77kg Fighting	Pool Round - Pool A	RED		KNEBL Andreas Stefan	GER	16	X	
			BLUE		NURMUZHANBETOV Saparmurat	KAZ	8		
36	M 77kg Fighting	Pool Round - Pool B	RED		WIDGREN Fredrik Hans Axel	SWE	16	X	
			BLUE		CHARLOT Jonathan	MRI	1		
37	M 94kg Fighting	Semifinals	RED		WILLARD Mathias Brix	DEN	8		
			BLUE		HAMID AGHCHAY Mohsen	IRI	9	X	
38	M 94kg Fighting	Semifinals	RED		SZEWCZAK Tomasz	POL	11	X	
			BLUE		LAH Benjamin	SLO	9		
39	M 77kg Fighting	Semifinals	RED		BOROK Ilia	RUS	12	X	
			BLUE		WIDGREN Fredrik Hans Axel	SWE	6		
40	M 77kg Fighting	Semifinals	RED		KUNSA BI AKU Percy	FRA	15		
			BLUE		KNEBL Andreas Stefan	GER	19	X	

Legend:	M Mat Referee	No Number	S Side Referee	T Table Referee
----------------	----------------------	------------------	-----------------------	------------------------

Timing and Results provided by  **TISSOT**



Results Summary

SESSION 4 - TATAMI 1

Match No	Weight Category	Phase	Color	Draw No	Name	NOC Code	Points	Winner	Officials
32	M +94kg Fighting	Bronze Medal Match	RED		VUKCEVIC Dejan	MNE	50	X	
			BLUE		ALVAREZ FERNANDEZ Christian	ESP	0		
33	M 85kg Fighting	Bronze Medal Match	RED		CABEZAS QUINONES Junior David	COL	0		
			BLUE		SETH WENZEL William	SWE	50	X	
34	Men's Duo	Bronze Medal Match	RED		BELGIUM	BEL	96	X	
			BLUE		MONTENEGRO	MNE	94.5		
35	M 69kg Fighting	Bronze Medal Match	RED		GUTIERREZ CORTES Eduardo Alberto	MEX	6	X	
			BLUE		TOPLAK Tim	SLO	3		
36	Women's Duo	Bronze Medal Match	RED		GERMANY	GER	90.5	X	
			BLUE		THAILAND	THA	84		
37	M 94kg Fighting	Bronze Medal Match	RED		WILLARD Mathias Brix	DEN	0		
			BLUE		LAH Benjamin	SLO	10	X	
38	M Open Ne-Waza	Bronze Medal Match	RED		DEPUTTER Wim	BEL	0		
			BLUE		HOUMINE Seif Eddine	MAR	3	X	
39	M 77kg Fighting	Bronze Medal Match	RED		WIDGREN Fredrik Hans Axel	SWE	20	X	
			BLUE		KUNSA BI AKU Percy	FRA	6		
40	W Open Ne-Waza	Bronze Medal Match	RED		LALANDE Chloe Claude Laurence	FRA	2		
			BLUE		MACKOWIAK Emilia	POL	6	X	
41	M +94kg Fighting	Gold Medal Match	RED		RISS Rafal	POL	5		
			BLUE		FROMANGE Alexandre Didier Georges	FRA	7	X	
42	M 85kg Fighting	Gold Medal Match	RED		BELOV Denis	RUS	0		
			BLUE		WILLARD Mikkel Brix	DEN	50	X	
43	Men's Duo	Gold Medal Match	RED		NETHERLANDS	NED	96		
			BLUE		AUSTRIA	AUT	97.5	X	
44	M 69kg Fighting	Gold Medal Match	RED		KORZHAVYKH Pavel	RUS	6		
			BLUE		VOGELZANG Boy	NED	8	X	
45	Women's Duo	Gold Medal Match	RED		AUSTRIA	AUT	99	X	
			BLUE		SLOVENIA	SLO	92		
46	M 94kg Fighting	Gold Medal Match	RED		HAMID AGHCHAY Mohsen	IRI	0		
			BLUE		SZEWCZAK Tomasz	POL	14	X	
47	M 77kg Fighting	Gold Medal Match	RED		BOROK Ilia	RUS	9	X	
			BLUE		KNEBL Andreas Stefan	GER	1		
48	M Open Ne-Waza	Gold Medal Match	RED		SZUCS Kristof	HUN	2	X	
			BLUE		ALKETBI Faisal	UAE	0		





Results Summary

SESSION 4 - TATAMI 1

Match No	Weight Category	Phase	Color	Draw No	Name	NOC Code	Points	Winner	Officials
49	W Open Ne-Waza	Gold Medal Match	RED		AMJAHID Amal	BEL	1	X	
			BLUE		ALQUBAJ Luma Hatem Sharif	JOR	0		

Legend:	M Mat Referee	No Number	S Side Referee	T Table Referee
----------------	----------------------	------------------	-----------------------	------------------------

Timing and Results provided by  **TISSOT**



Team Competition Results Summary


SESSION 4 - TATAMI 1

Match No	Weight Category	Phase	Color	Name	NOC Code	Points	Winner	Officials
Match 4 - QF 4 - COL - Colombia (Red) vs RUS - Russia (Blue)								
50	W N70kg	Quarterfinals	RED	CHOCONTA ROJAS Madeline	COL	99	X	
			BLUE	MEDVEDEVA Olga	RUS	0		
51	M N77kg	Quarterfinals	RED	VIVIESCAS ORTIZ Jairo Alejandro	COL	0		
			BLUE	ZAINUKOV Zainutdin	RUS	99	X	
52	M N100kg	Quarterfinals	RED	CABEZAS QUINONES Junior David	COL	0		
			BLUE	GUSEINOV Abdulbari	RUS	99	X	
53	W F70kg	Quarterfinals	RED	CHOCONTA ROJAS Madeline	COL	50	X	
			BLUE	MEDVEDEVA Olga	RUS	0		
54	M F77kg	Quarterfinals	RED	VIVIESCAS ORTIZ Jairo Alejandro	COL	0		
			BLUE	BOROK Iliia	RUS	50	X	
55	M F100kg	Quarterfinals	RED	CABEZAS QUINONES Junior David	COL	3		
			BLUE	BELOV Denis	RUS	7	X	
56	Duo	Quarterfinals	RED	CAMPOS OBANDO Margarita Rosa / PEDRAZA Sandra Ximena	COL	12	X	
			BLUE	BOROK Iliia / KORZHAVYKH Pavel	RUS	0		
Result: 3 - 4								
Match 210 - Match 2 - POL - Poland (Red) vs RUS - Russia (Blue)								
55	W N70kg	Semifinals	RED	MACKOWIAK Emilia	POL	99	X	
			BLUE	MEDVEDEVA Olga	RUS	0		
56	M N77kg	Semifinals	RED	LOSKA Jędrzej	POL	0		
			BLUE	ZAINUKOV Zainutdin	RUS	2	X	
57	M N100kg	Semifinals	RED	KOZAK Maciej	POL	0		
			BLUE	GUSEINOV Abdulbari	RUS	99	X	
58	W F70kg	Semifinals	RED	GIEC Magdalena	POL	99	X	
			BLUE	MEDVEDEVA Olga	RUS	0		
59	M F77kg	Semifinals	RED		POL	0		
			BLUE	BOROK Iliia	RUS	99	X	
60	M F100kg	Semifinals	RED	SZEWCZAK Tomasz	POL	99	X	
			BLUE	BELOV Denis	RUS	0		
61	Duo	Semifinals	RED		POL	0		
			BLUE	BOROK Iliia / KORZHAVYKH Pavel	RUS	12	X	
Result: 3 - 4								



Team Competition Results Summary

Match 221 - Bronze Medal Match - NED - Netherlands (Red) vs POL - Poland (Blue)								
62	W N70kg	Finals	RED	van LEEUWEN Aafke	NED	0		
			BLUE	MACKOWIAK Emilia	POL	99	X	
63	M N77kg	Finals	RED	van der VEER Ecco Hendrikus Corneli	NED	0		
			BLUE	LOSKA Jdrzej	POL	99	X	
64	M N100kg	Finals	RED	SCHOL Melvin	NED	0		
			BLUE	KOZAK Maciej	POL	99	X	
65	W F70kg	Finals	RED	van LEEUWEN Aafke	NED	16	X	
			BLUE	WALOTEK Marta	POL	0		
66	M F77kg	Finals	RED	VOGELZANG Boy	NED	50	X	
			BLUE		POL	0		
67	M F100kg	Finals	RED	SCHOL Melvin	NED	6		
			BLUE	SZEWCZAK Tomasz	POL	6	X	
68	Duo	Finals	RED	ASSMANN Ruben / BUNNIK Marnix Willem	NED	12	X	
			BLUE		POL	0		
Result: 3 - 4								
Match 222 - Gold Medal Match - GER - Germany (Red) vs RUS - Russia (Blue)								
69	W N70kg	Gold Medal	RED	ATTENBERGER Theresa	GER	99	X	
			BLUE	MEDVEDEVA Olga	RUS	0		
70	M N77kg	Gold Medal	RED	KNEBL Andreas Stefan	GER	0		
			BLUE	ZAINUKOV Zainutdin	RUS	99	X	
71	M N100kg	Gold Medal	RED	MEINKEN Malte	GER	0		
			BLUE	GUSEINOV Abdulbari	RUS	99	X	
72	W F70kg	Gold Medal	RED	NEUPERT Carina	GER	50	X	
			BLUE	MEDVEDEVA Olga	RUS	0		
73	M F77kg	Gold Medal	RED	APOLONOV Roman	GER	7	X	
			BLUE	BOROK Ilia	RUS	5		
74	M F100kg	Gold Medal	RED	WEIDENBECHER Tim	GER	50	X	
			BLUE	BELOV Denis	RUS	0		
75	Duo	Gold Medal	RED	PASZKIEWICZ Julia / TOURBESLIS Johannes	GER	12	X	
			BLUE	BOROK Ilia / KORZHAVYKH Pavel	RUS	0		
Result: 5 - 2								



Team Competition Results Summary

SESSION 4 - TATAMI 2

Match No	Weight Category	Phase	Color	Name	NOC Code	Points	Winner	Officials
Match 2 - QF 2 - BEL - Belgium (Red) vs NED - Netherlands (Blue)								
41	W N70kg	Quarterfinals	RED	AMJAHID Amal	BEL	99	X	
			BLUE	van LEEUWEN Aafke	NED	0		
42	M N77kg	Quarterfinals	RED	DEPUTTER Wim	BEL	99	X	
			BLUE	van der VEER Ecco Hendrikus Corneli	NED	0		
43	M N100kg	Quarterfinals	RED	MINGUET Florent	BEL	99	X	
			BLUE	SCHOL Melvin	NED	0		
44	W F70kg	Quarterfinals	RED	GRAVENSTEYN Charis Jessy V	BEL	0		
			BLUE	van LEEUWEN Aafke	NED	50	X	
45	M F77kg	Quarterfinals	RED	CLOOTS Louis	BEL	9		
			BLUE	VOGELZANG Boy	NED	11	X	
46	M F100kg	Quarterfinals	RED	DEPUTTER Wim	BEL	0		
			BLUE	SCHOL Melvin	NED	50	X	
47	Duo	Quarterfinals	RED	CLOOSTERMANS Ben Jos H / LARDON Bjarne	BEL	91		
			BLUE	ASSMANN Ruben / BUNNIK Marnix Willem	NED	95	X	
Result: 3 - 4								
Match 209 - Match 1 - GER - Germany (Red) vs NED - Netherlands (Blue)								
48	W N70kg	Semifinals	RED	ATTENBERGER Theresa	GER	7	X	
			BLUE	van LEEUWEN Aafke	NED	0		
49	M N77kg	Semifinals	RED	KNEBL Andreas Stefan	GER	0		
			BLUE	VOGELZANG Boy	NED	99	X	
50	M N100kg	Semifinals	RED	MEINKEN Malte	GER	99	X	
			BLUE	SCHOL Melvin	NED	0		
51	W F70kg	Semifinals	RED	NEUPERT Carina	GER	11	X	
			BLUE	van LEEUWEN Aafke	NED	5		
52	M F77kg	Semifinals	RED	APOLONOV Roman	GER	7	X	
			BLUE	VOGELZANG Boy	NED	6		
53	M F100kg	Semifinals	RED	WEIDENBECHER Tim	GER	50	X	
			BLUE	SCHOL Melvin	NED	0		
54	Duo	Semifinals	RED	PASZKIEWICZ Julia / TOURBESLIS Johannes	GER	95		
			BLUE	ASSMANN Ruben / BUNNIK Marnix Willem	NED	96.5	X	
Result: 5 - 2								

Legend:	M Mat Referee	No Number	S Side Referee	T Table Referee
----------------	----------------------	------------------	-----------------------	------------------------

Timing and Results provided by  **TISSOT**



Medallists by Event

As of SAT 29 JUL 2017

After 22 of 22 Events

Event Name	Date	Medal	Name	NOC Code
Women's Open Ne-Waza	SAT 29 JUL	GOLD	AMJAHID Amal	BEL
		SILVER	ALQUBAJ Luma Hatem Sharif	JOR
		BRONZE	MACKOWIAK Emilia	POL
Men's Open Ne-Waza	SAT 29 JUL	GOLD	SZUCS Kristof	HUN
		SILVER	ALKETBI Faisal	UAE
		BRONZE	HOUMINE Seif Eddine	MAR
Men's 77kg Fighting	SAT 29 JUL	GOLD	BOROK Ilia	RUS
		SILVER	KNEBL Andreas Stefan	GER
		BRONZE	WIDGREN Fredrik Hans Axel	SWE
Men's 94kg Fighting	SAT 29 JUL	GOLD	SZEWCZAK Tomasz	POL
		SILVER	HAMID AGHCHAY Mohsen	IRI
		BRONZE	LAH Benjamin	SLO
Men's 69kg Fighting	SAT 29 JUL	GOLD	VOGELZANG Boy	NED
		SILVER	KORZHAVYKH Pavel	RUS
		BRONZE	GUTIERREZ CORTES Eduardo Alberto	MEX
Men's 85kg Fighting	SAT 29 JUL	GOLD	WILLARD Mikkel Brix	DEN
		SILVER	BELOV Denis	RUS
		BRONZE	SETH WENZEL William	SWE
Men's +94kg Fighting	SAT 29 JUL	GOLD	FROMANGE Alexandre Didier Georges	FRA
		SILVER	RISS Rafal	POL
		BRONZE	VUKCEVIC Dejan	MNE
Men's Duo	SAT 29 JUL	GOLD	BICHLER Nicolaus	AUT
			VOSTA Sebastian	
		SILVER	ASSMANN Ruben	NED
			BUNNIK Marnix Willem	
		BRONZE	CLOOSTERMANS Ben Jos H	BEL
			LARDON Bjarne	
Women's Duo	SAT 29 JUL	GOLD	BECIROVIC Mirnesa	AUT
			BECIROVIC Mirmeta	
		SILVER	BESAL Sara	SLO
			DELAC Patricija	
		BRONZE	BIRN Blanca	GER
			STURM Annalena	



Medallists by Event

As of SAT 29 JUL 2017

Event Name	Date	Medal	Name	NOC Code
Mixed National Team Competiton	SAT 29 JUL	GOLD	APOLONOV Roman	GER
			ATTENBERGER Theresa	
			KNEBL Andreas Stefan	
			MEINKEN Malte	
			NEUPERT Carina	
			PASZKIEWICZ Julia	
			TOURBESLIS Johannes	
			WEIDENBECHER Tim	
	SILVER	BELOV Denis	RUS	
		BOROK Iliia		
		GUSEINOV Abdulbari		
		KORZHAVYKH Pavel		
		MEDVEDEVA Olga		
	BRONZE	GIEC Magdalena	POL	
		KOZAK Maciej		
LOSKA Jędrzej				
MACKOWIAK Emilia				
SZEWCZAK Tomasz				
Mixed Duo	FRI 28 JUL	GOLD	PAGANINI Sara	ITA
			VALLIERI Michele	
		SILVER	PASZKIEWICZ Julia	GER
BRONZE	TOURBESLIS Johannes	BEL		
	GRAVENSTEYN Charis Jessy V			
Men's 62kg Ne-Waza	FRI 28 JUL	GOLD	LOSKA Jędrzej	POL
		SILVER	VIVIESCAS ORTIZ Jairo Alejandro	COL
		BRONZE	KURAOKA Joao Carlos Hiroshi	JPN
Men's 69kg Ne-Waza	FRI 28 JUL	GOLD	ABBAS Haidar Raza	FRA
		SILVER	POLOK Maciej	POL
		BRONZE	PAPERNI Evyatar	ISR
Men's 77kg Ne-Waza	FRI 28 JUL	GOLD	BULUT Ilke Kubilay	SUI
		SILVER	DEPUTTER Wim	BEL
		BRONZE	KOZAK Maciej	POL
Men's 85kg Ne-Waza	FRI 28 JUL	GOLD	SCHON WEINBERG Dan Melvin	MEX
		SILVER	de MADDALENA Daniel	SUI
		BRONZE	GUSEINOV Abdulbari	RUS
Men's 94kg Ne-Waza	FRI 28 JUL	GOLD	ALKETBI Faisal	UAE
		SILVER	SZUCS Kristof	HUN
		BRONZE	MINGUET Florent	BEL
Men's +94kg Ne-Waza	FRI 28 JUL	GOLD	HOUMINE Seif Eddine	MAR
		SILVER	HUSSON Frederic Grevais Eugene	FRA
		BRONZE	SAK Aleksandr	RUS
Women's 55kg Ne-Waza	FRI 28 JUL	GOLD	AMJAHID Amal	BEL
		SILVER	MUNKHGEREL Bayarmaa	MGL
		BRONZE	MARQUES DIAS Ana Nair	POR
Men's 62kg Fighting	FRI 28 JUL	GOLD	MOCHULSKYI Bohdan	UKR
		SILVER	VIVIESCAS ORTIZ Jairo Alejandro	COL
		BRONZE	APOLONOV Roman	GER



Medallists by Event

As of SAT 29 JUL 2017

Event Name	Date	Medal	Name	NOC Code
Women's 55kg Fighting	FRI 28 JUL	GOLD	DAHL Rebekka Elisabeth Ziska	DEN
		SILVER	BEAUCHET EP DOUCET Laure Murielle E	FRA
		BRONZE	SCRICCIOLO Jessica	ITA
Women's 62kg Fighting	FRI 28 JUL	GOLD	NEBIE Atio Severine	FRA
		SILVER	CAVARRETTA Annalisa	ITA
		BRONZE	NEUPERT Carina	GER
Women's 70kg Fighting	FRI 28 JUL	GOLD	ATTENBERGER Theresa	GER
		SILVER	LALANDE Chloe Claude Laurence	FRA
		BRONZE	van LEEUWEN Aafke	NED



Medal Standings

As of SAT 29 JUL 2017

After 22 of 22 Events

Rank	NOC	Men				Women				Mixed				Total				Rank by Total
		G	S	B	Tot	G	S	B	Tot	G	S	B	Tot	G	S	B	Tot	
1	FRA - France	2	1		3	1	2		3					3	3		6	=3
2	GER - Germany		1	1	2	1		2	3	1	1		2	2	2	3	7	=1
2	POL - Poland	2	2	1	5			1	1			1	1	2	2	3	7	=1
4	BEL - Belgium		1	2	3	2			2			1	1	2	1	3	6	=3
5	AUT - Austria	1			1	1			1					2			2	=8
5	DEN - Denmark	1			1	1			1					2			2	=8
7	RUS - Russian Federation	1	2	2	5						1		1	1	3	2	6	=3
8	ITA - Italy						1	1	2	1			1	1	1	1	3	=6
8	NED - Netherlands	1	1		2			1	1					1	1	1	3	=6
10	HUN - Hungary	1	1		2									1	1		2	=8
10	SUI - Switzerland	1	1		2									1	1		2	=8
10	UAE - United Arab Emirates	1	1		2									1	1		2	=8
13	MAR - Morocco	1		1	2									1		1	2	=8
13	MEX - Mexico	1		1	2									1		1	2	=8
15	UKR - Ukraine	1			1									1			1	=18
16	COL - Colombia		2		2									2			2	=8
17	SLO - Slovenia			1	1		1		1					1	1		2	=8
18	IRI - Islamic Republic of Iran		1		1									1			1	=18
18	JOR - Jordan						1		1					1			1	=18
18	MGL - Mongolia						1		1					1			1	=18
21	SWE - Sweden			2	2										2		2	=8
22	ISR - Israel			1	1										1		1	=18
22	JPN - Japan			1	1										1		1	=18
22	MNE - Montenegro			1	1										1		1	=18
22	POR - Portugal							1	1							1	1	=18
	Total:	14	14	14	42	6	6	6	18	2	2	2	6	22	22	22	66	

Legend:
 = Equal sign indicates that two or more NOCs share the same rank by total **B** Bronze **G** Gold **S** Silver **Tot** Total

Timing and Results provided by **TISSOT**

RESULTS BOOK



Ju-Jitsu Women's 55kg Fighting



THE WORLD GAMES
WROCLAW 2017

T+TISSOT
SWISS WATCHES SINCE 1853



Tournament Summary

As of FRI 28 JUL 2017

Pool Round - Pool A

Rank	NOC Code	Name	A	B	C	Matches	Won	Points For	Points Against	Points Difference	Remark
1	POL	A GIEC Magdalena	-	10	13	2	2	23	21	2	Q
2	ITA	B SCRICCIOLO Jessica	9	-	50	2	1	59	10	49	Q
3	URU	C LOPEZ CESTARI Romina Yashmir	12	0	-	2	0	12	63	-51	

Pool Round - Pool B

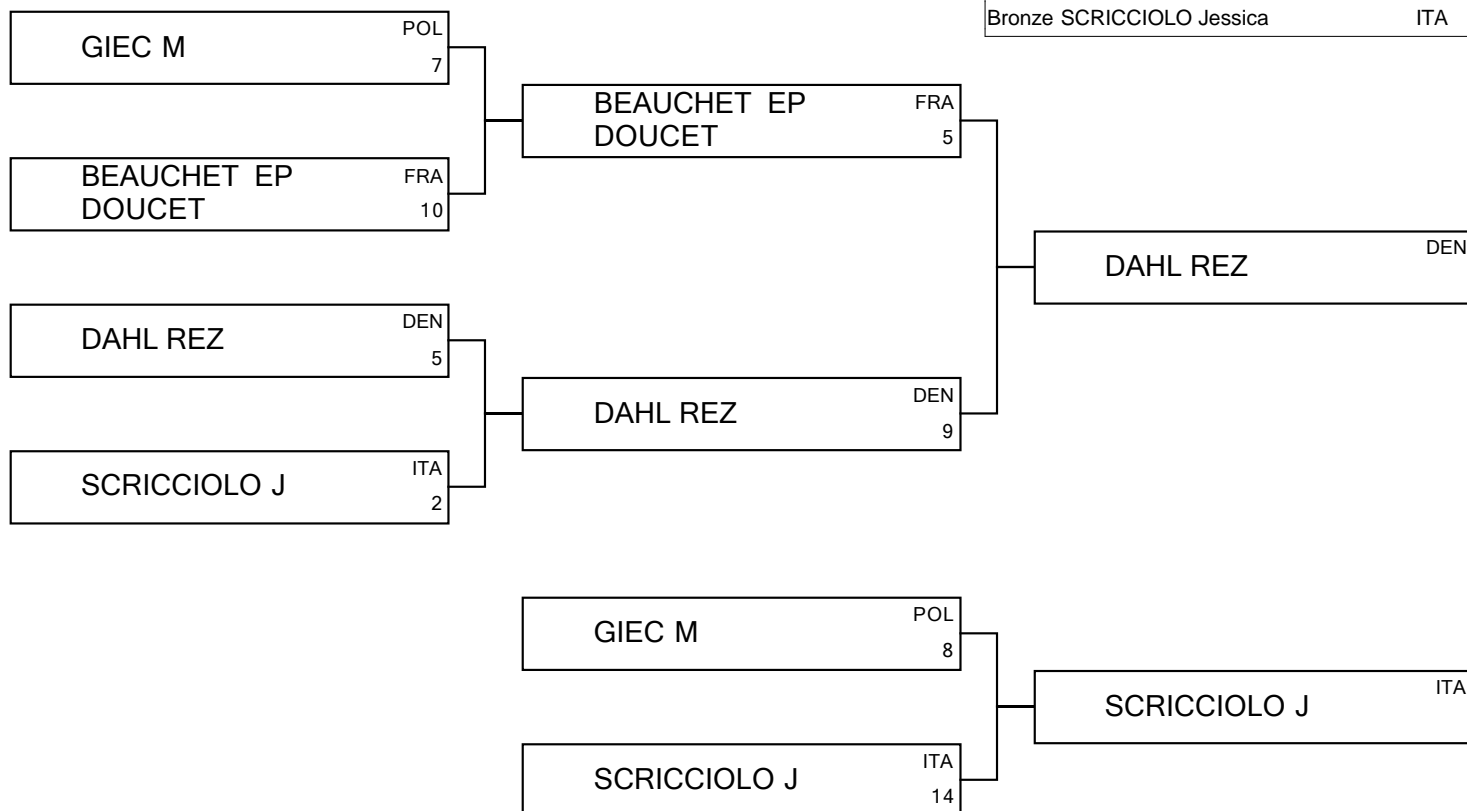
Rank	NOC Code	Name	A	B	C	Matches	Won	Points For	Points Against	Points Difference	Remark
1	DEN	A DAHL Rebekka Elisabeth Ziska	-	7	50	2	2	57	6	51	Q
2	FRA	B BEAUCHET EP DOUCET Laure Murielle E	6	-	13	2	1	19	15	4	Q
3	GRE	C LATSINOY Panagiota	0	8	-	2	0	8	63	-55	

Semifinals

Finals

MEDALLISTS

Gold DAHL Rebekka Elisabeth Ziska DEN
Silver BEAUCHET EP DOUCET Laure Murielle E FRA
Bronze SCRICCIOLO Jessica ITA





Medallists

As of FRI 28 JUL 2017

Medal	Name	NOC
GOLD	DAHL Rebekka Elisabeth Ziska	DEN - Denmark
SILVER	BEAUCHET EP DOUCET Laure Murielle E	FRA - France
BRONZE	SCRICCIOLO Jessica	ITA - Italy

RESULTS BOOK



Ju-Jitsu Women's 62kg Fighting



THE WORLD GAMES
WROCLAW 2017

T+TISSOT
SWISS WATCHES SINCE 1853



Tournament Summary

As of FRI 28 JUL 2017

Pool Round - Pool A

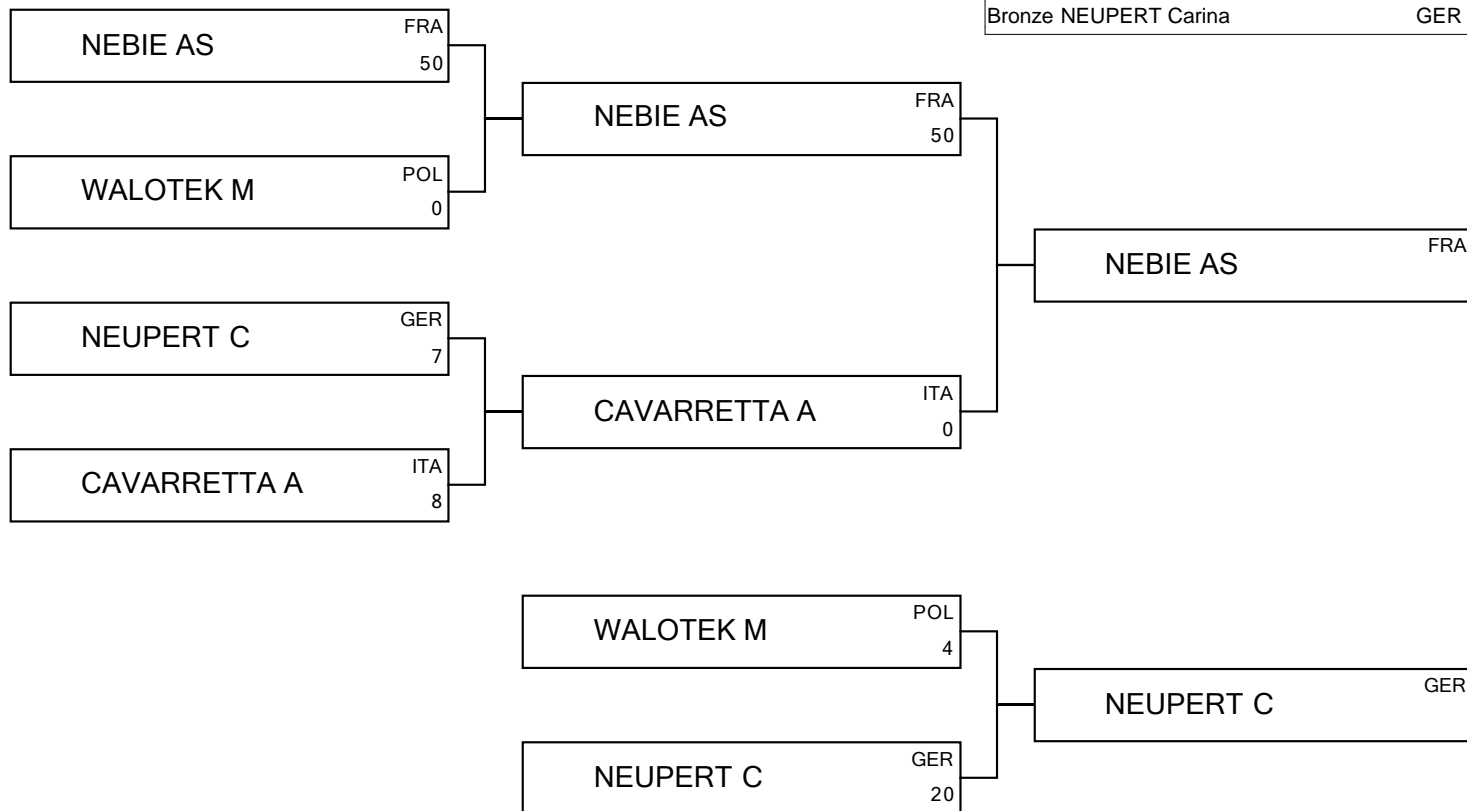
Rank	NOC Code	Name	A	B	C	Matches	Won	Points For	Points Against	Points Difference	Remark
1	FRA	A NEBIE Atio Severine	-	11	14	2	2	25	1	24	Q
2	ITA	B CAVARRETTA Annalisa	1	-	14	2	1	15	11	4	Q
3	RUS	C MEDVEDEVA Olga	0	0	-	2	0	0	28	-28	

Pool Round - Pool B

Rank	NOC Code	Name	A	B	C	Matches	Won	Points For	Points Against	Points Difference	Remark
1	GER	A NEUPERT Carina	-	50	16	2	2	66	5	61	Q
2	POL	B WALOTEK Marta	0	-	12	2	1	12	56	-44	Q
3	COL	C CHOCONTA ROJAS Madeline	5	6	-	2	0	11	28	-17	

Semifinals

Finals



MEDALLISTS

Gold NEBIE Atio Severine FRA
Silver CAVARRETTA Annalisa ITA
Bronze NEUPERT Carina GER



Medallists

As of FRI 28 JUL 2017

Medal	Name	NOC
GOLD	NEBIE Atio Severine	FRA - France
SILVER	CAVARRETTA Annalisa	ITA - Italy
BRONZE	NEUPERT Carina	GER - Germany

RESULTS BOOK



Ju-Jitsu Women's 70kg Fighting



THE WORLD GAMES
WROCLAW 2017

T+TISSOT
SWISS WATCHES SINCE 1853



Tournament Summary

As of FRI 28 JUL 2017

Pool Round - Pool A

Rank	NOC Code	Name	A	B	C	Matches	Won	Points For	Points Against	Points Difference	Remark
1	NED	A van LEEUWEN Aafke	-	9	6	2	2	15	8	7	Q
2	GER	B ATTENBERGER Theresa	5	-	11	2	1	16	12	4	Q
3	DEN	C TANZER Liva	3	3	-	2	0	6	17	-11	

Pool Round - Pool B

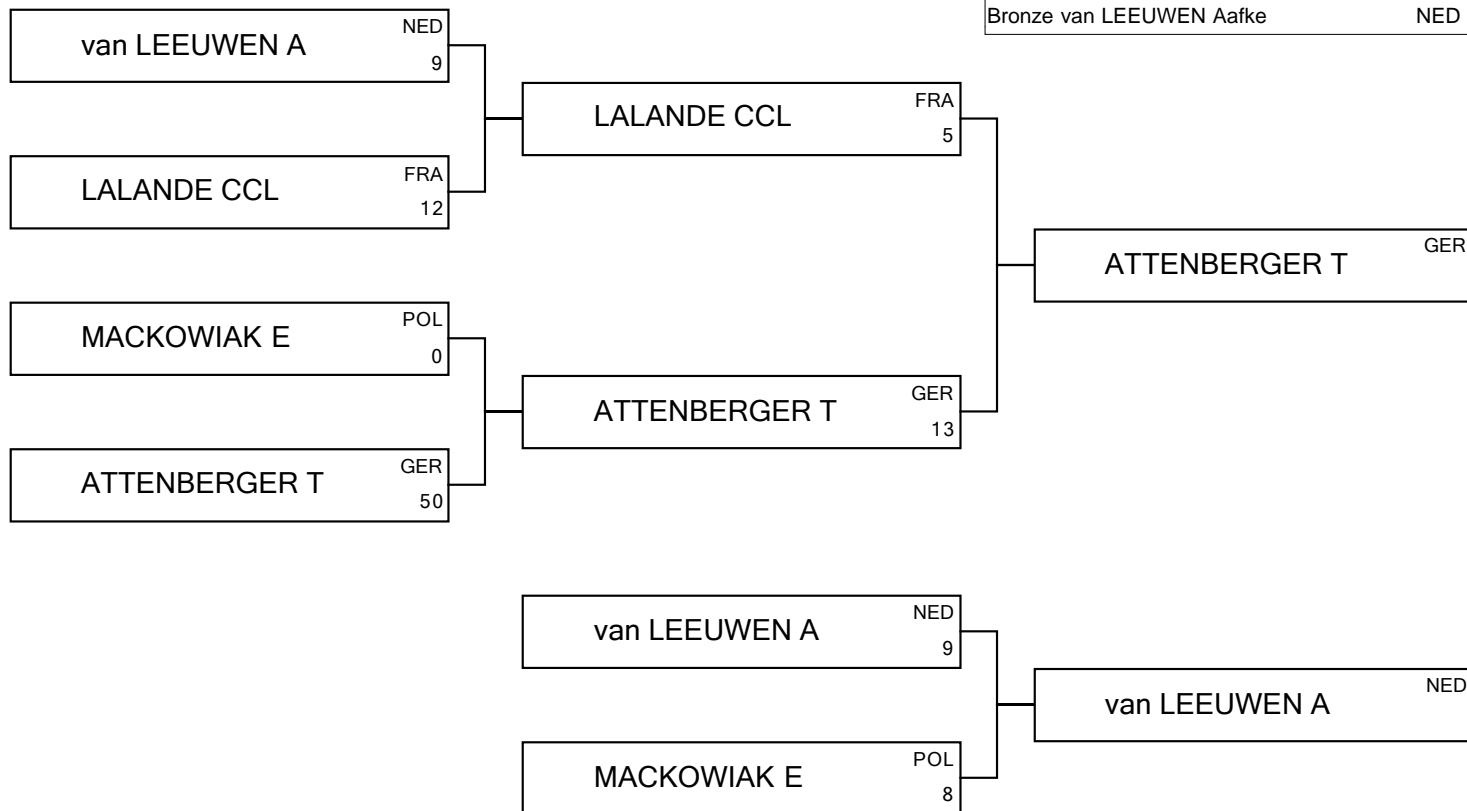
Rank	NOC Code	Name	A	B	C	Matches	Won	Points For	Points Against	Points Difference	Remark
1	POL	A MACKOWIAK Emilia	-	8	13	2	2	21	8	13	Q
2	FRA	B LALANDE Chloe Claude Laurence	7	-	50	2	1	57	8	49	Q
3	MEX	C LOPEZ HERRERA Veronica	1	0	-	2	0	1	63	-62	

Semifinals

Finals

MEDALLISTS

Gold ATTENBERGER Theresa GER
Silver LALANDE Chloe Claude Laurence FRA
Bronze van LEEUWEN Aafke NED





Medallists

As of FRI 28 JUL 2017

Medal	Name	NOC
GOLD	ATTENBERGER Theresa	GER - Germany
SILVER	LALANDE Chloe Claude Laurence	FRA - France
BRONZE	van LEEUWEN Aafke	NED - Netherlands

RESULTS BOOK



Ju-Jitsu Women's Duo



THE WORLD GAMES
WROCLAW 2017

T+TISSOT
SWISS WATCHES SINCE 1853



Tournament Summary

As of SAT 29 JUL 2017

Pool Round - Pool A

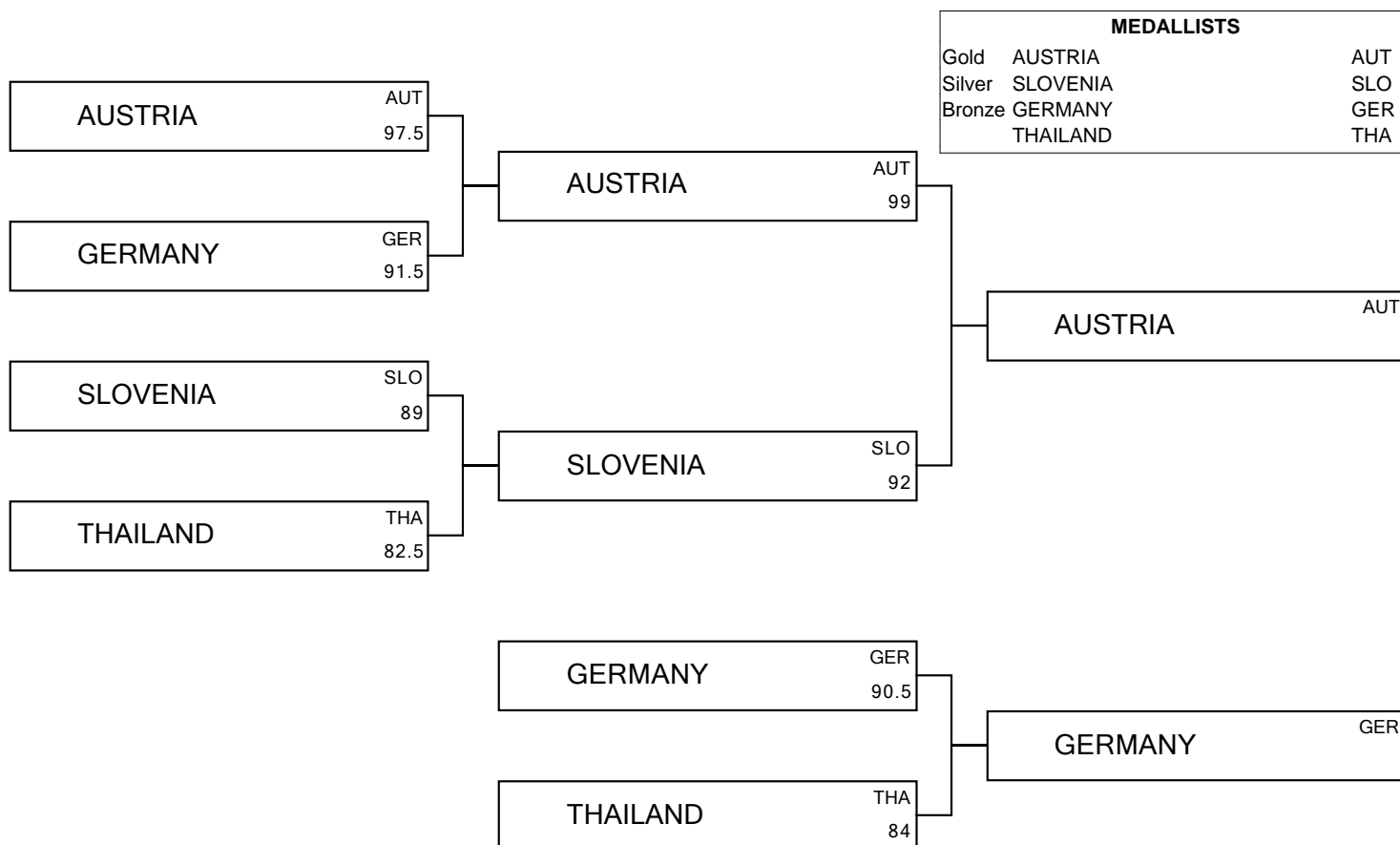
Rank	NOC Code	Name	A	B	C	Matches	Won	Points For	Points Against	Points Difference	Remark
1	AUT	A AUSTRIA	-	96	92	2	2	188	164	25	Q
2	THA	B THAILAND	86	-	84.5	2	1	171	174	-4	Q
3	COL	C COLOMBIA	77.5	78	-	2	0	156	177	-21	

Pool Round - Pool B

Rank	NOC Code	Name	A	B	C	Matches	Won	Points For	Points Against	Points Difference	Remark
1	SLO	A SLOVENIA	-	90	86	2	2	176	162	14	Q
2	GER	B GERMANY	88.5	-	87.5	2	1	176	167	10	Q
3	VIE	C VIETNAM	73.5	76.5	-	2	0	150	174	-24	

Semifinals

Finals





Medallists

As of SAT 29 JUL 2017

Medal	NOC	Name
GOLD	AUT - Austria	BECIROVIC Mirnesa BECIROVIC Mirmeta
SILVER	SLO - Slovenia	BESAL Sara DELAC Patricija
BRONZE	GER - Germany	BIRN Blanca STURM Annalena

RESULTS BOOK




Ju-Jitsu Women's 55kg Ne-Waza



THE WORLD GAMES
WROCLAW 2017

T+TISSOT
SWISS WATCHES SINCE 1853



Tournament Summary

As of FRI 28 JUL 2017

Pool Round - Pool A

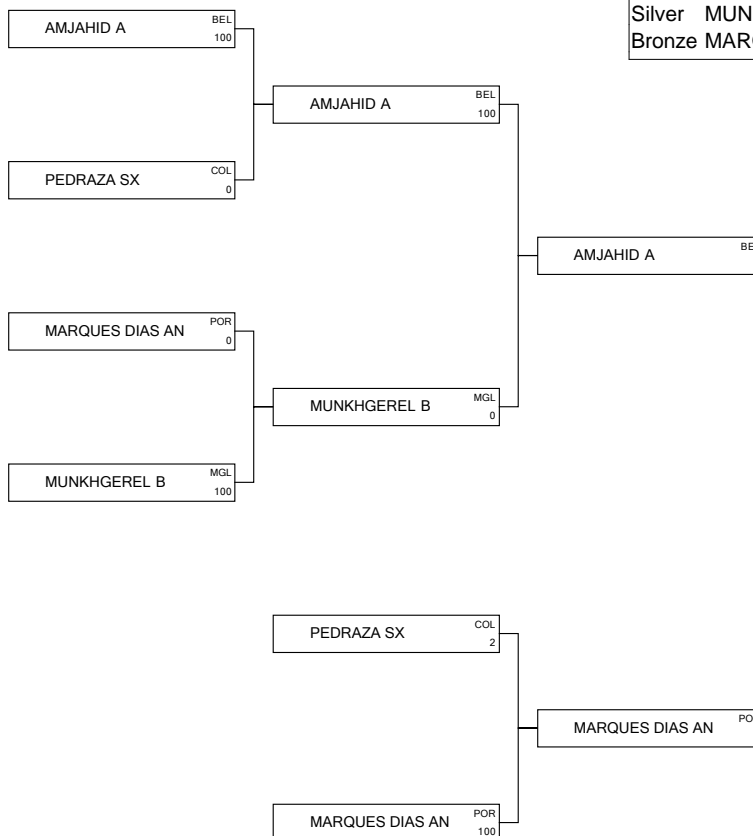
Rank	NOC Code	Name	A	B	C	Matches	Won	Points For	Points Against	Points Difference	Remark
1	BEL	A AMJAHID Amal	-	100	100	2	2	200	0	200	Q
2	MGL	B MUNKHGEREL Bayarmaa	0	-	14	2	1	14	100	-86	Q
3	POL	C GIEC Magdalena	0	0	-	2	0	0	114	-114	

Pool Round - Pool B

Rank	NOC Code	Name	A	B	C	Matches	Won	Points For	Points Against	Points Difference	Remark
1	POR	A MARQUES DIAS Ana Nair	-	4	100	2	2	104	0	104	Q
2	COL	B PEDRAZA Sandra Ximena	0	-	100	2	1	100	4	96	Q
3	ITA	C SCRICCILO Jessica	0	0	-	2	0	0	200	-200	

Semifinals

Finals



MEDALLISTS

Gold	AMJAHID Amal	BEL
Silver	MUNKHGEREL Bayarmaa	MGL
Bronze	MARQUES DIAS Ana Nair	POR



Medallists

As of FRI 28 JUL 2017

Medal	Name	NOC
GOLD	AMJAHID Amal	BEL - Belgium
SILVER	MUNKHGEREL Bayarmaa	MGL - Mongolia
BRONZE	MARQUES DIAS Ana Nair	POR - Portugal

RESULTS BOOK



Ju-Jitsu Women's Open Ne-Waza



THE WORLD GAMES
WROCLAW 2017

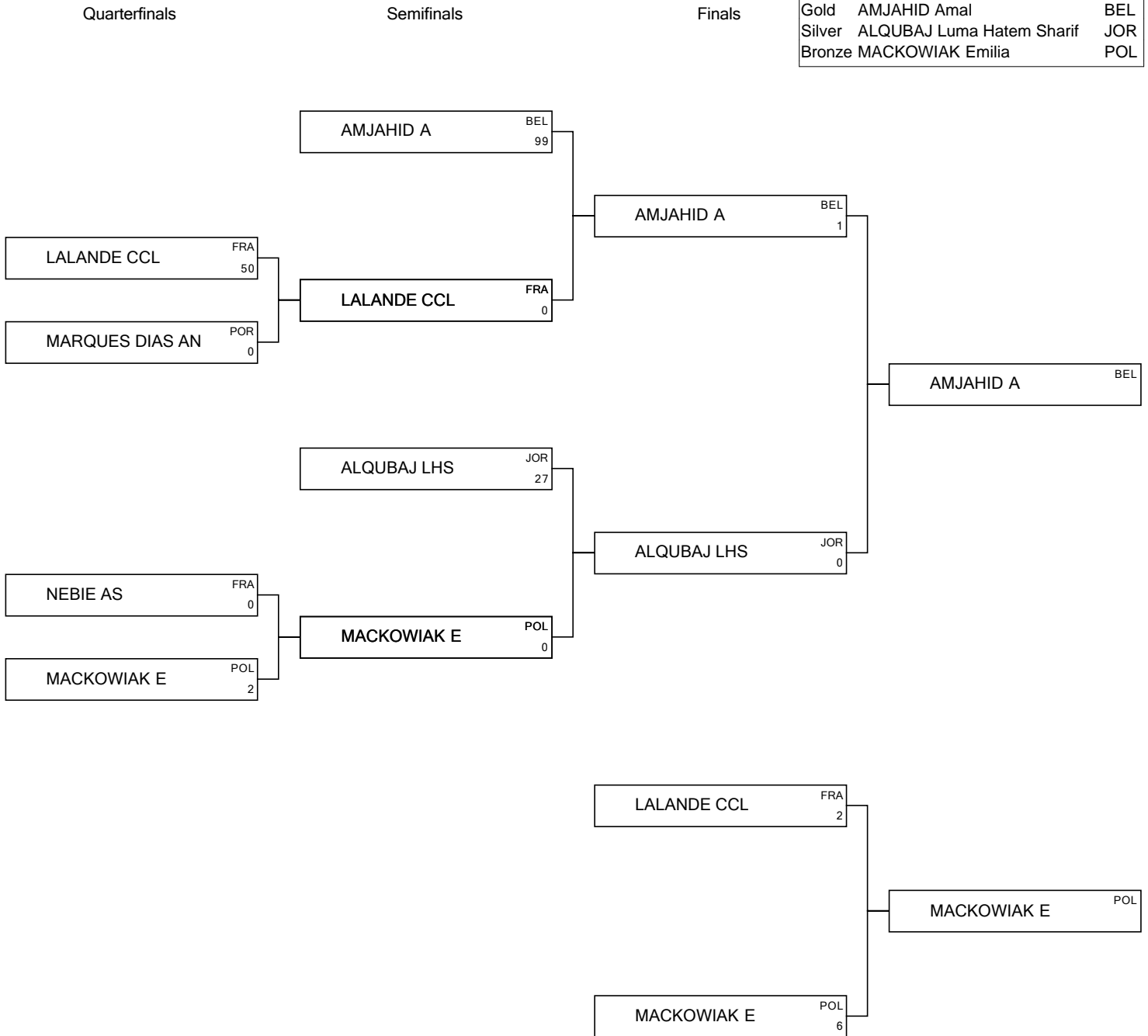
T+TISSOT
SWISS WATCHES SINCE 1853



Competition Sheet

As of SAT 29 JUL 2017

MEDALLISTS		
Gold	AMJAHID Amal	BEL
Silver	ALQUBAJ Luma Hatem Sharif	JOR
Bronze	MACKOWIAK Emilia	POL





Medallists

As of SAT 29 JUL 2017

Medal	Name	NOC
GOLD	AMJAHID Amal	BEL - Belgium
SILVER	ALQUBAJ Luma Hatem Sharif	JOR - Jordan
BRONZE	MACKOWIAK Emilia	POL - Poland

RESULTS BOOK



Ju-Jitsu Men's 62kg Fighting



THE WORLD GAMES
WROCLAW 2017

T+TISSOT
SWISS WATCHES SINCE 1853



Tournament Summary

As of FRI 28 JUL 2017

Pool Round - Pool A

Rank	NOC Code	Name	A	B	C	Matches	Won	Points For	Points Against	Points Difference	Remark
1	GER	A APOLONOV Roman	-	13	10	2	2	23	9	14	Q
2	COL	B VIVIESCAS ORTIZ Jairo Alejandro	5	-	50	2	1	55	13	42	Q
3	NED	C van der VEER Ecco Hendrikus Corneli	4	0	-	2	0	4	60	-56	

Pool Round - Pool B

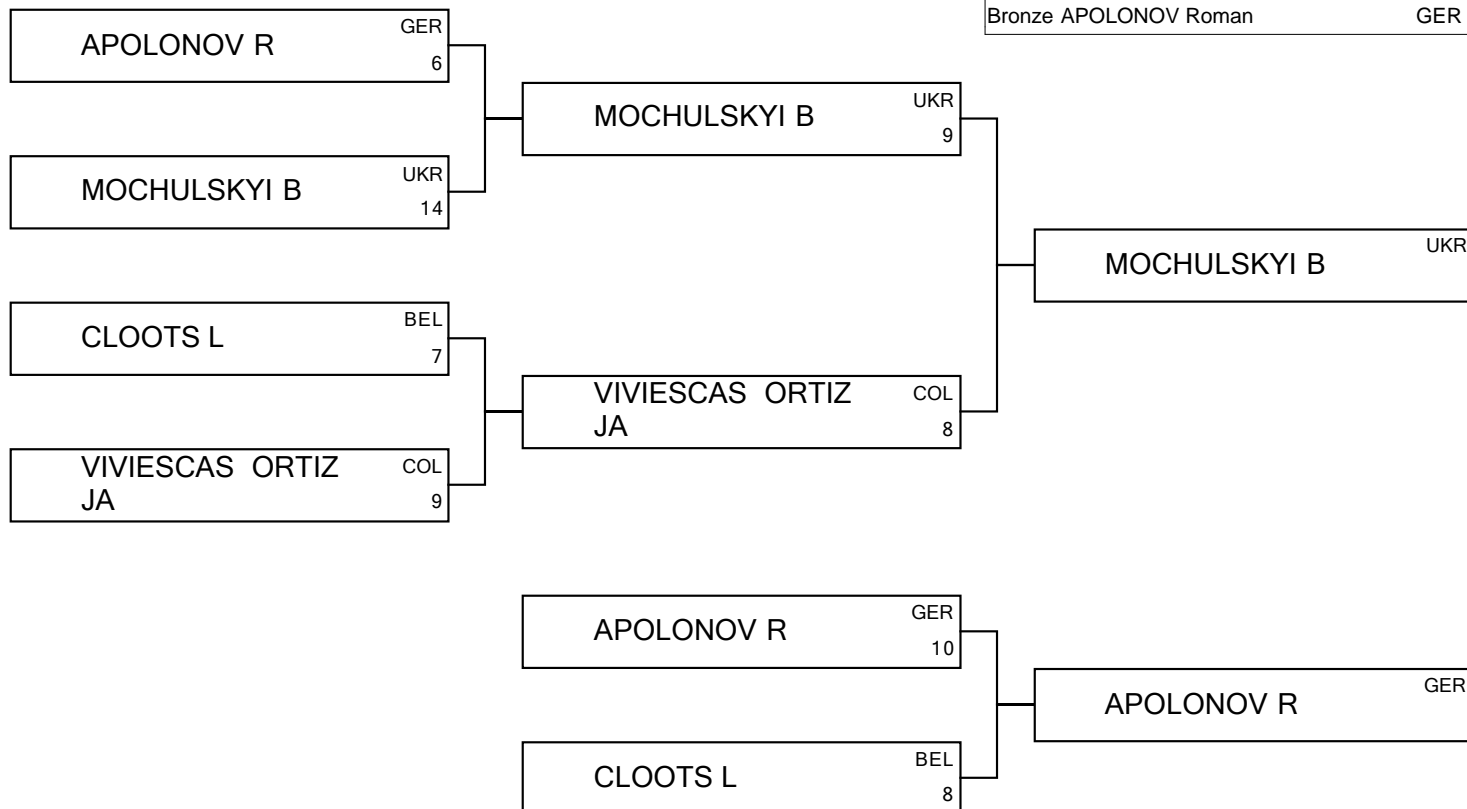
Rank	NOC Code	Name	A	B	C	Matches	Won	Points For	Points Against	Points Difference	Remark
1	BEL	A CLOOTS Louis	-	10	50	2	1	60	11	49	Q
2	UKR	B MOCHULSKYI Bohdan	11	-	7	2	1	18	27	-9	Q
3	BUL	C MARKOV Radoslav	0	17	-	2	1	17	57	-40	

Semifinals

Finals

MEDALLISTS

Gold MOCHULSKYI Bohdan UKR
Silver VIVIESCAS ORTIZ Jairo Alejandro COL
Bronze APOLONOV Roman GER





Medallists

As of FRI 28 JUL 2017

Medal	Name	NOC
GOLD	MOCHULSKYI Bohdan	UKR - Ukraine
SILVER	VIVIESCAS ORTIZ Jairo Alejandro	COL - Colombia
BRONZE	APOLONOV Roman	GER - Germany

RESULTS BOOK




Ju-Jitsu Men's 69kg Fighting



THE WORLD GAMES
WROCLAW 2017

T+TISSOT
SWISS WATCHES SINCE 1853



Tournament Summary

As of SAT 29 JUL 2017

Pool Round - Pool A

Rank	NOC Code	Name	A	B	C	Matches	Won	Points For	Points Against	Points Difference	Remark
1	RUS	A KORZHAVYKH Pavel	-	50	50	2	2	100	0	100	Q
2	SLO	B TOPLAK Tim	0	-	14	2	1	14	50	-36	Q
3	MRI	C PROAG Rayan Krishna	0	0	-	2	0	0	64	-64	

Pool Round - Pool B

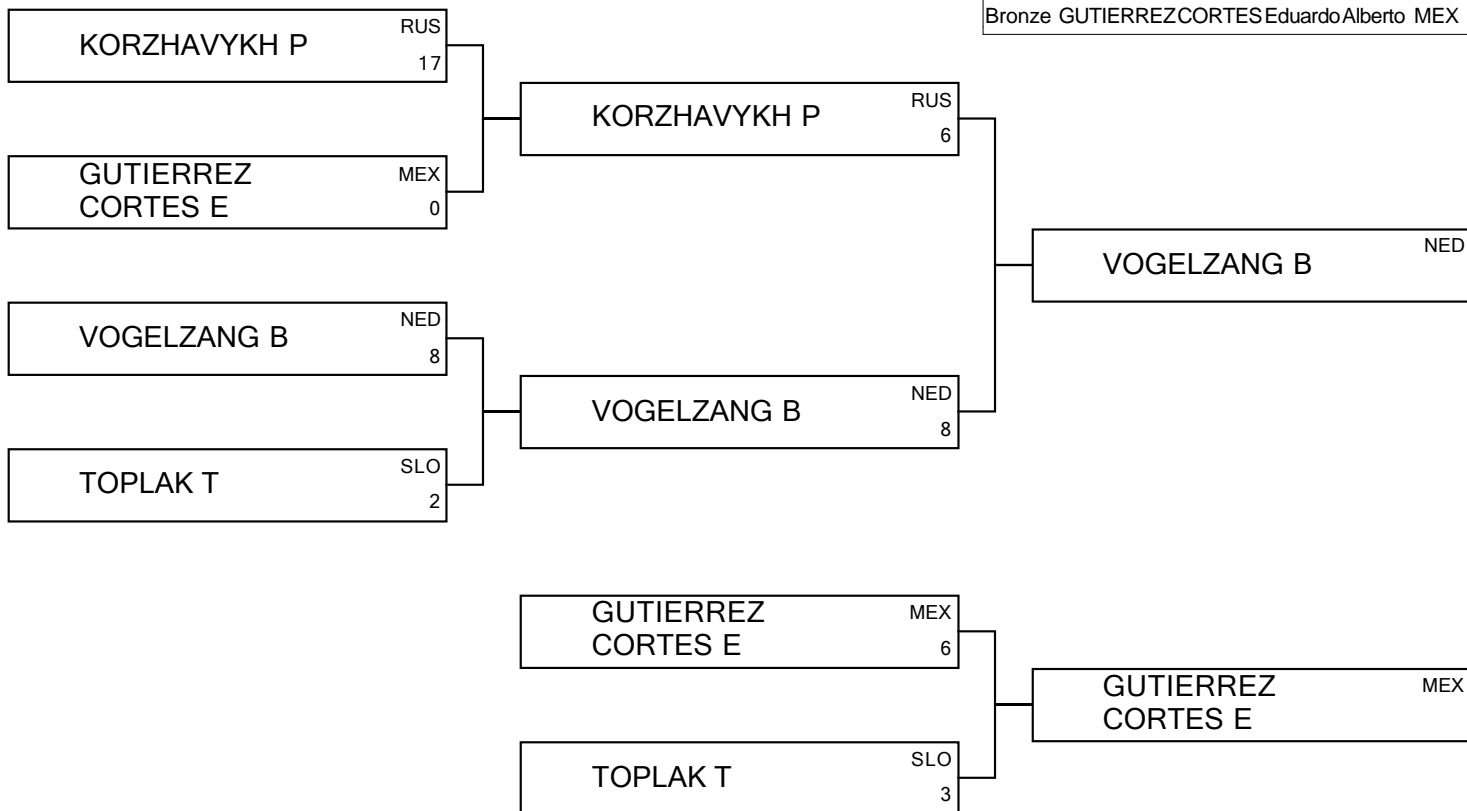
Rank	NOC Code	Name	A	B	C	Matches	Won	Points For	Points Against	Points Difference	Remark
1	NED	A VOGELZANG Boy	-	50	50	2	2	100	0	100	Q
2	MEX	B GUTIERREZ CORTES Eduardo Alberto	0	-	7	2	1	7	56	-49	Q
3	MNE	C KOVACEVIC Milos	0	6	-	2	0	6	57	-51	

Semifinals

Finals

MEDALLISTS

Gold VOGELZANG Boy NED
Silver KORZHAVYKH Pavel RUS
Bronze GUTIERREZ CORTES Eduardo Alberto MEX





Medallists

As of SAT 29 JUL 2017

Medal	Name	NOC
GOLD	VOGELZANG Boy	NED - Netherlands
SILVER	KORZHAVYKH Pavel	RUS - Russian Federation
BRONZE	GUTIERREZ CORTES Eduardo Alberto	MEX - Mexico

RESULTS BOOK



Ju-Jitsu Men's 77kg Fighting



THE WORLD GAMES
WROCLAW 2017

T+TISSOT
SWISS WATCHES SINCE 1853



Tournament Summary

As of SAT 29 JUL 2017

Pool Round - Pool A

Rank	NOC Code	Name	A	B	C	Matches	Won	Points For	Points Against	Points Difference	Remark
1	RUS	A BOROK Ilia	-	50	9	2	2	59	3	56	Q
2	GER	B KNEBL Andreas Stefan	0	-	16	2	1	16	58	-42	Q
3	KAZ	C NURMUZHANBETOV Saparmurat	3	8	-	2	0	11	25	-14	

Pool Round - Pool B

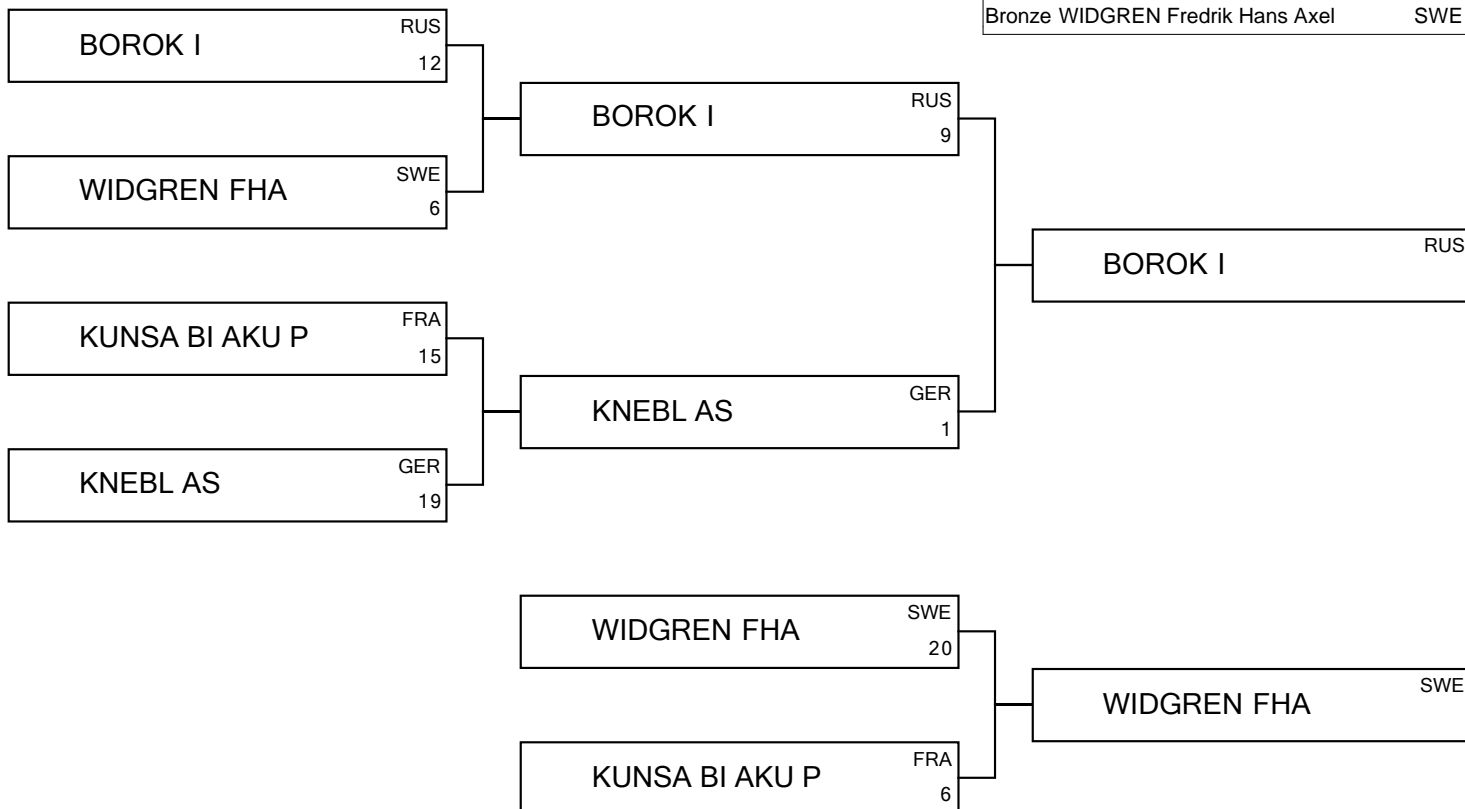
Rank	NOC Code	Name	A	B	C	Matches	Won	Points For	Points Against	Points Difference	Remark
1	FRA	A KUNSA BI AKU Percy	-	8	9	2	2	17	13	4	Q
2	SWE	B WIDGREN Fredrik Hans Axel	7	-	16	2	1	23	9	14	Q
3	MRI	C CHARLOT Jonathan	6	1	-	2	0	7	25	-18	

Semifinals

Finals

MEDALLISTS

Gold	BOROK Ilia	RUS
Silver	KNEBL Andreas Stefan	GER
Bronze	WIDGREN Fredrik Hans Axel	SWE





Medallists

As of SAT 29 JUL 2017

Medal	Name	NOC
GOLD	BOROK Iliia	RUS - Russian Federation
SILVER	KNEBL Andreas Stefan	GER - Germany
BRONZE	WIDGREN Fredrik Hans Axel	SWE - Sweden

RESULTS BOOK



Ju-Jitsu Men's 85kg Fighting



THE WORLD GAMES
WROCLAW 2017

T+ TISSOT
SWISS WATCHES SINCE 1853



Tournament Summary

As of SAT 29 JUL 2017

Pool Round - Pool A

Rank	NOC Code	Name	A	B	C	Matches	Won	Points For	Points Against	Points Difference	Remark
1	RUS	A BELOV Denis	-	14	10	2	2	24	10	14	Q
2	SWE	B SETH WENZEL William	6	-	15	2	1	21	20	1	Q
3	SUI	C BAEZ Nicolas Aramis	4	6	-	2	0	10	25	-15	

Pool Round - Pool B

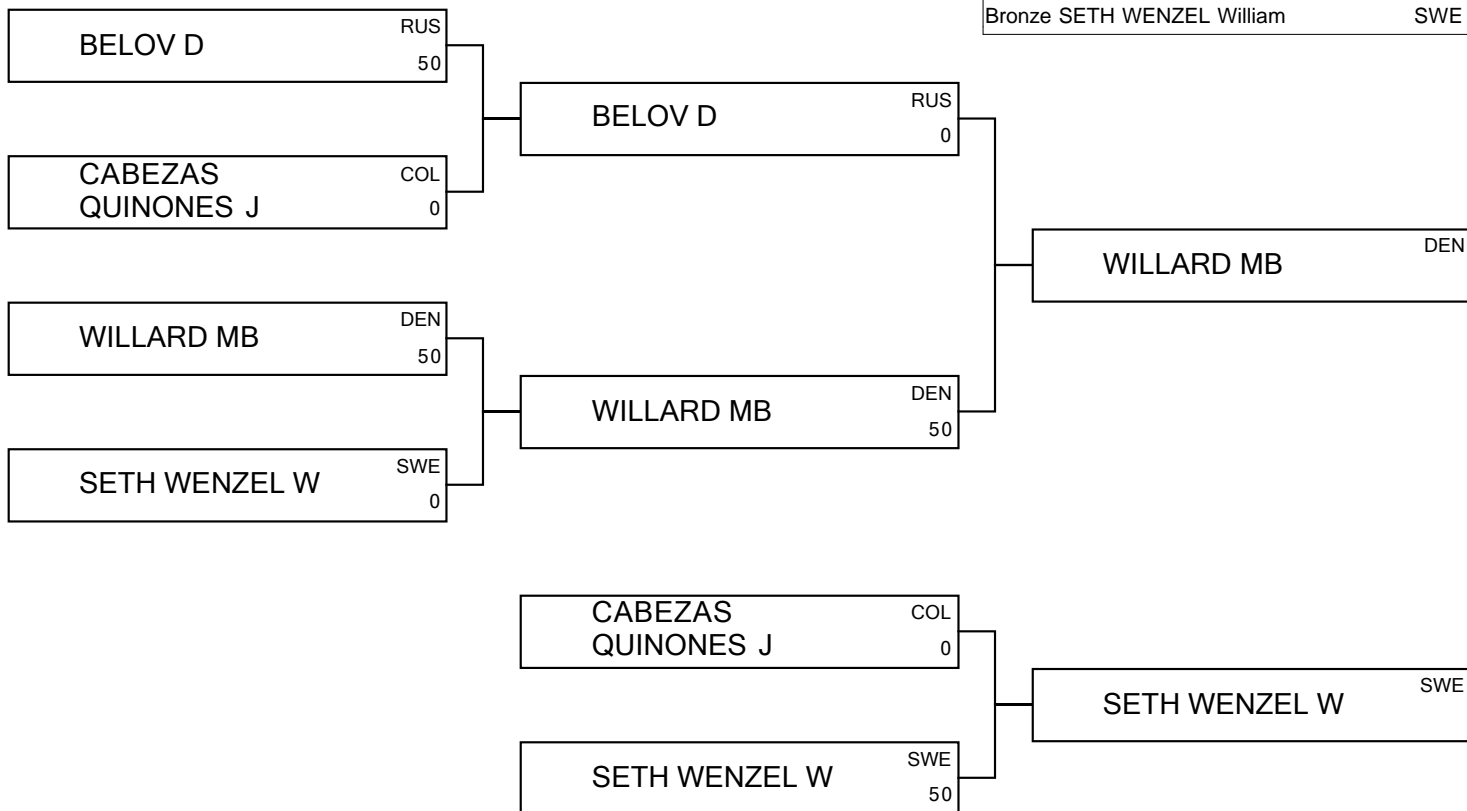
Rank	NOC Code	Name	A	B	C	Matches	Won	Points For	Points Against	Points Difference	Remark
1	DEN	A WILLARD Mikkel Brix	-	15	7	2	2	22	12	10	Q
2	COL	B CABEZAS QUINONES Junior David	7	-	11	2	1	18	26	-8	Q
3	UKR	C NASTENKO Ivan	5	11	-	2	0	16	18	-2	

Semifinals

Finals

MEDALLISTS

Gold	WILLARD Mikkel Brix	DEN
Silver	BELOV Denis	RUS
Bronze	SETH WENZEL William	SWE





Medallists

As of SAT 29 JUL 2017

Medal	Name	NOC
GOLD	WILLARD Mikkel Brix	DEN - Denmark
SILVER	BELOV Denis	RUS - Russian Federation
BRONZE	SETH WENZEL William	SWE - Sweden

RESULTS BOOK



Ju-Jitsu Men's 94kg Fighting



THE WORLD GAMES
WROCLAW 2017

T+TISSOT
SWISS WATCHES SINCE 1853



Tournament Summary

As of SAT 29 JUL 2017

Pool Round - Pool A

Rank	NOC Code	Name	A	B	C	Matches	Won	Points For	Points Against	Points Difference	Remark
1	DEN	A WILLARD Mathias Brix	-	12	14	2	2	26	23	3	Q
2	SLO	B LAH Benjamin	12	-	25	2	1	37	24	13	Q
3	NED	C SCHOL Melvin	11	12	-	2	0	23	39	-16	

Pool Round - Pool B

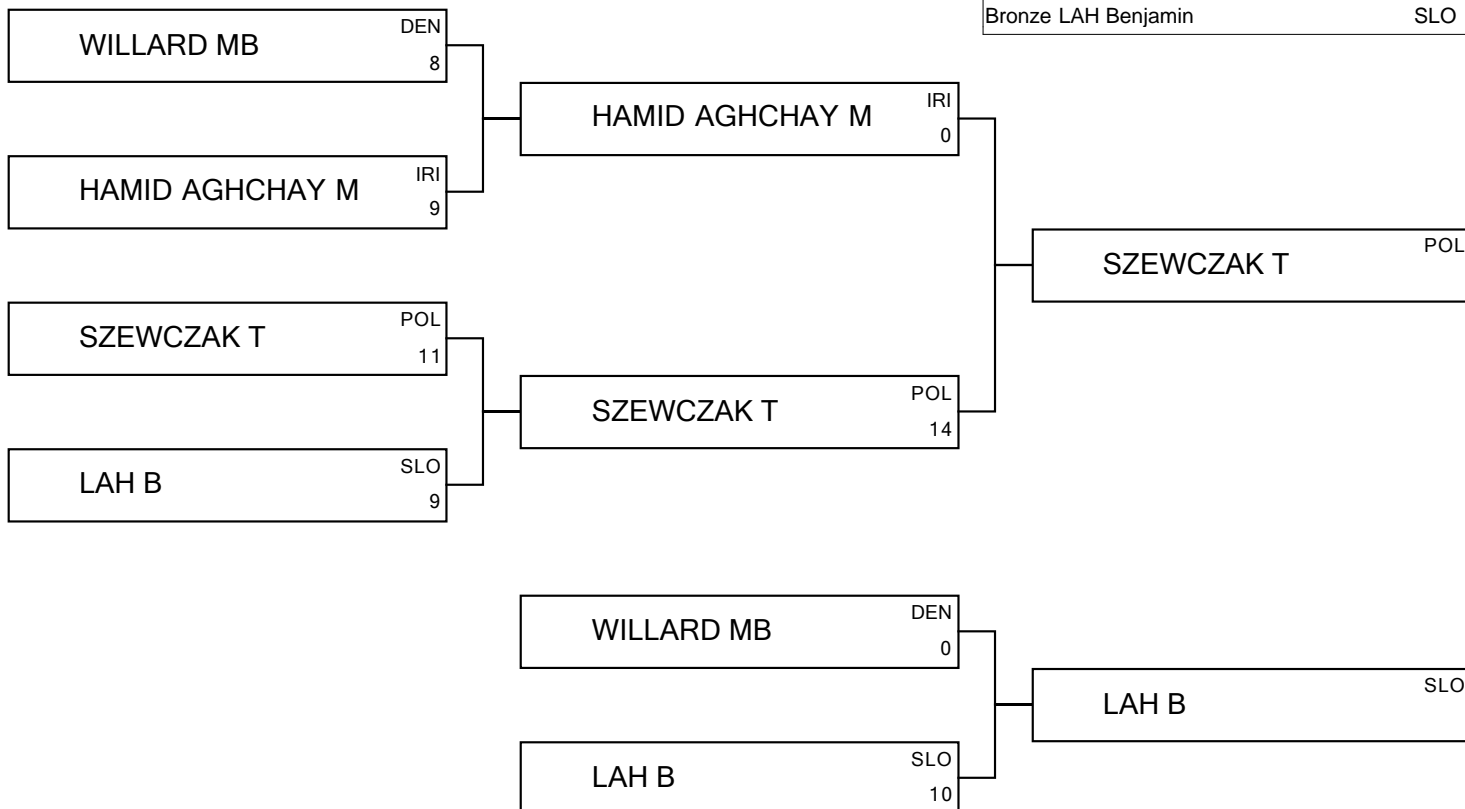
Rank	NOC Code	Name	A	B	C	Matches	Won	Points For	Points Against	Points Difference	Remark
1	POL	A SZEWCZAK Tomasz	-	15	50	2	2	65	8	57	Q
2	IRI	B HAMID AGHCHAY Mohsen	8	-	13	2	1	21	27	-6	Q
3	GER	C WEIDENBECHER Tim	0	12	-	2	0	12	63	-51	

Semifinals

Finals

MEDALLISTS

Gold	SZEWCZAK Tomasz	POL
Silver	HAMID AGHCHAY Mohsen	IRI
Bronze	LAH Benjamin	SLO





Medallists

As of SAT 29 JUL 2017

Medal	Name	NOC
GOLD	SZEWCZAK Tomasz	POL - Poland
SILVER	HAMID AGHCHAY Mohsen	IRI - Islamic Republic of Iran
BRONZE	LAH Benjamin	SLO - Slovenia

RESULTS BOOK



Ju-Jitsu Men's +94kg Fighting



THE WORLD GAMES
WROCLAW 2017

T+ TISSOT
SWISS WATCHES SINCE 1853



Tournament Summary

As of SAT 29 JUL 2017

Pool Round - Pool A

Rank	NOC Code	Name	A	B	C	Matches	Won	Points For	Points Against	Points Difference	Remark
1	POL	A RISS Rafal	-	50	50	2	2	100	0	100	Q
2	ESP	B ALVAREZ FERNANDEZ Christian	0	-	16	2	1	16	60	-44	Q
3	TUN	C SAANOUNI Makrem	0	10	-	2	0	10	66	-56	

Pool Round - Pool B

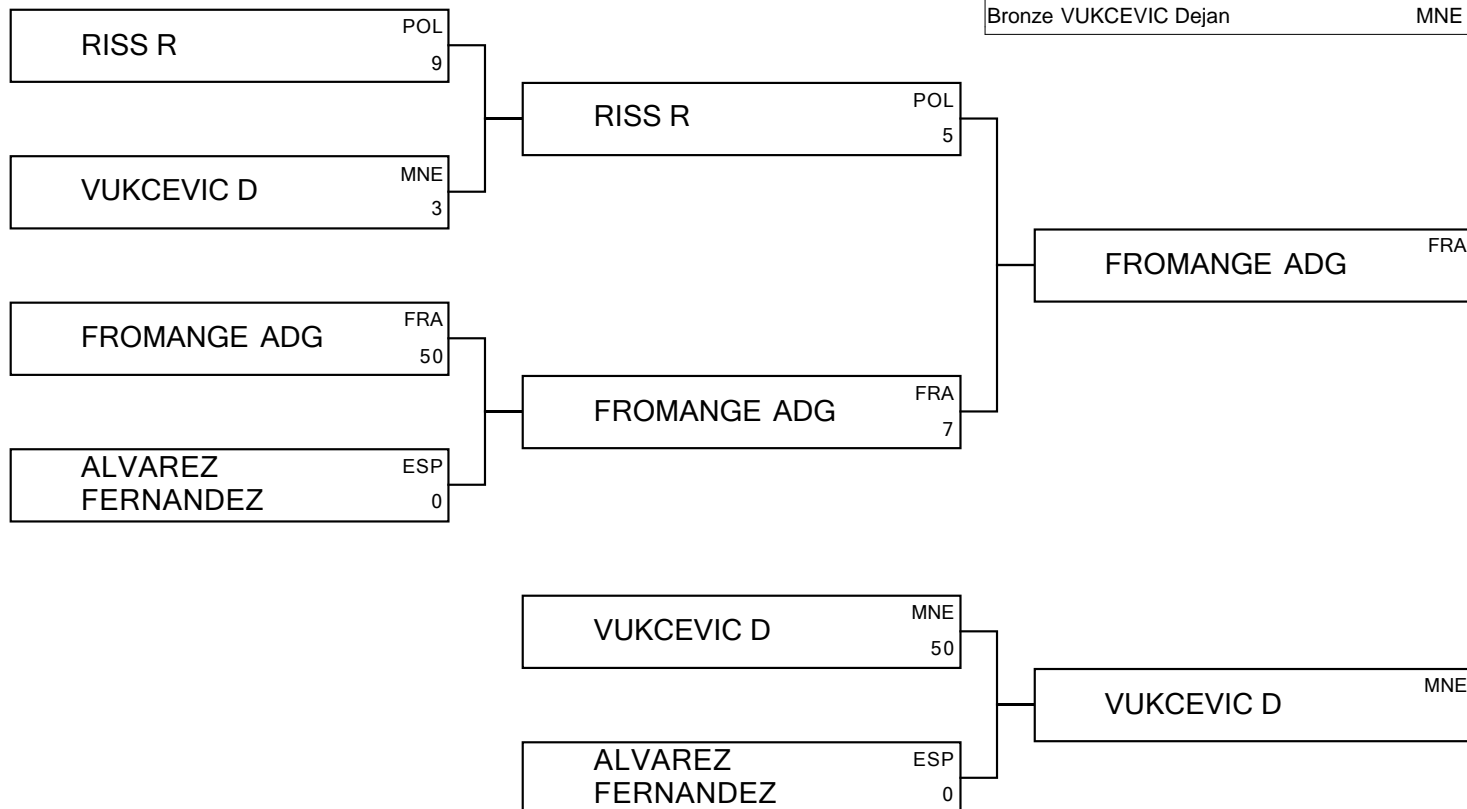
Rank	NOC Code	Name	A	B	C	Matches	Won	Points For	Points Against	Points Difference	Remark
1	FRA	A FROMANGE Alexandre Didier Georges	-	7	50	2	2	57	1	56	Q
2	MNE	B VUKCEVIC Dejan	1	-	12	2	1	13	12	1	Q
3	GRE	C VARVARIGOS Angelos	0	5	-	2	0	5	62	-57	

Semifinals

Finals

MEDALLISTS

Gold FROMANGE Alexandre Didier Georges FRA
Silver RISS Rafal POL
Bronze VUKCEVIC Dejan MNE





Medallists

As of SAT 29 JUL 2017

Medal	Name	NOC
GOLD	FROMANGE Alexandre Didier Georges	FRA - France
SILVER	RISS Rafal	POL - Poland
BRONZE	VUKCEVIC Dejan	MNE - Montenegro

RESULTS BOOK




Ju-Jitsu Men's Duo



THE WORLD GAMES
WROCLAW 2017

T+TISSOT
SWISS WATCHES SINCE 1853



Tournament Summary

As of SAT 29 JUL 2017

Pool Round - Pool A

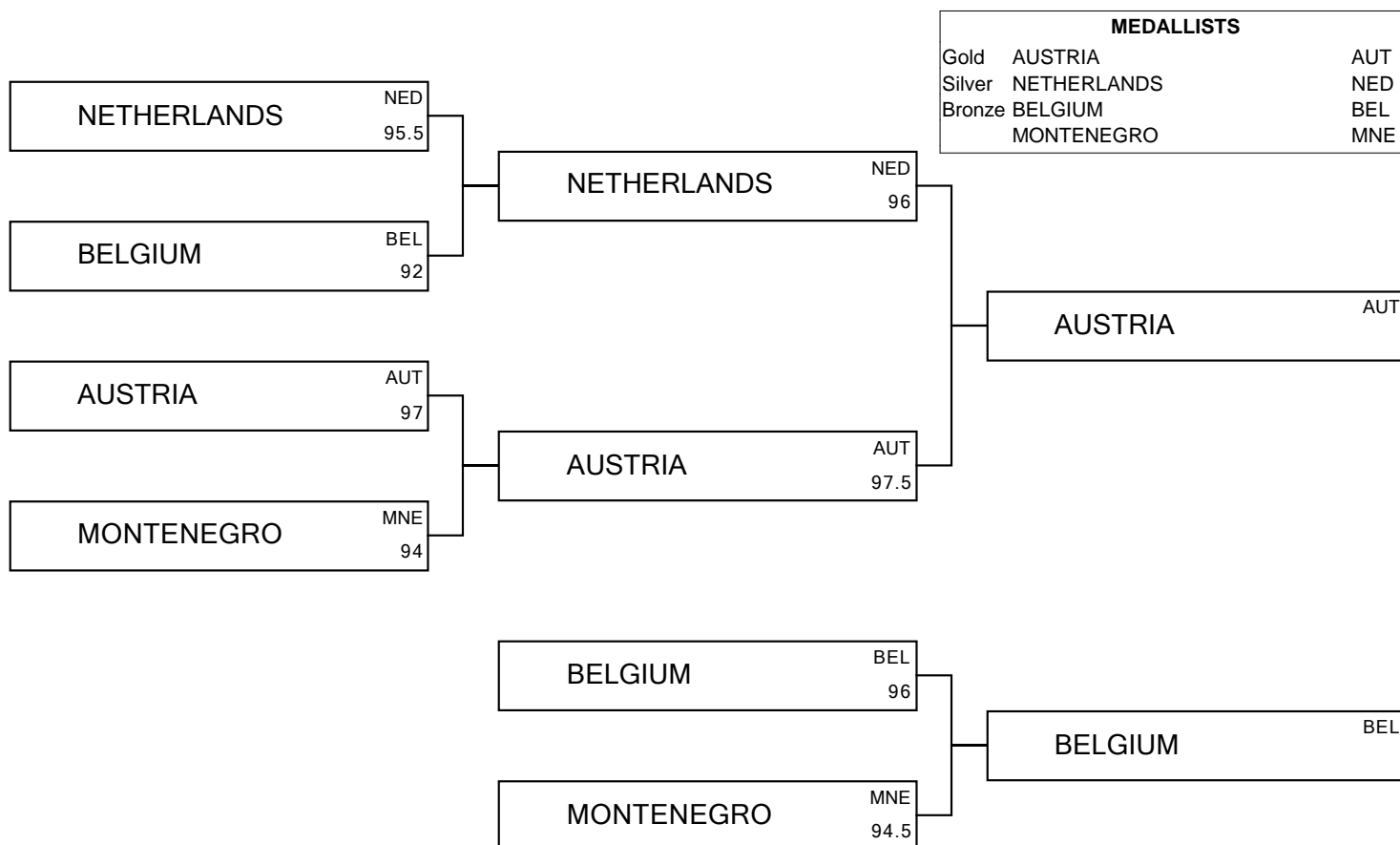
Rank	NOC Code	Name	A	B	C	Matches	Won	Points For	Points Against	Points Difference	Remark
1	NED	A NETHERLANDS	-	114	91.5	2	2	206	200	6	Q
2	MNE	B MONTENEGRO	112.5	-	89.5	2	1	202	202	1	Q
3	ITA	C ITALY	87	87.5	-	2	0	175	181	-7	

Pool Round - Pool B

Rank	NOC Code	Name	A	B	C	Matches	Won	Points For	Points Against	Points Difference	Remark
1	AUT	A AUSTRIA	-	93	90	2	2	183	174	10	Q
2	BEL	B BELGIUM	89	-	92	2	1	181	179	3	Q
3	PAK	C PAKISTAN	84.5	85.5	-	2	0	170	182	-12	

Semifinals

Finals



Timing and Results provided by  TISSOT



Medallists

As of SAT 29 JUL 2017

Medal	NOC	Name
GOLD	AUT - Austria	BICHLER Nicolaus VOSTA Sebastian
SILVER	NED - Netherlands	ASSMANN Ruben BUNNIK Marnix Willem
BRONZE	BEL - Belgium	CLOOSTERMANS Ben Jos H LARDON Bjarne

RESULTS BOOK



Ju-Jitsu Men's 62kg Ne-Waza



THE WORLD GAMES
WROCLAW 2017

T+TISSOT
SWISS WATCHES SINCE 1853



Tournament Summary

As of FRI 28 JUL 2017

Pool Round - Pool A

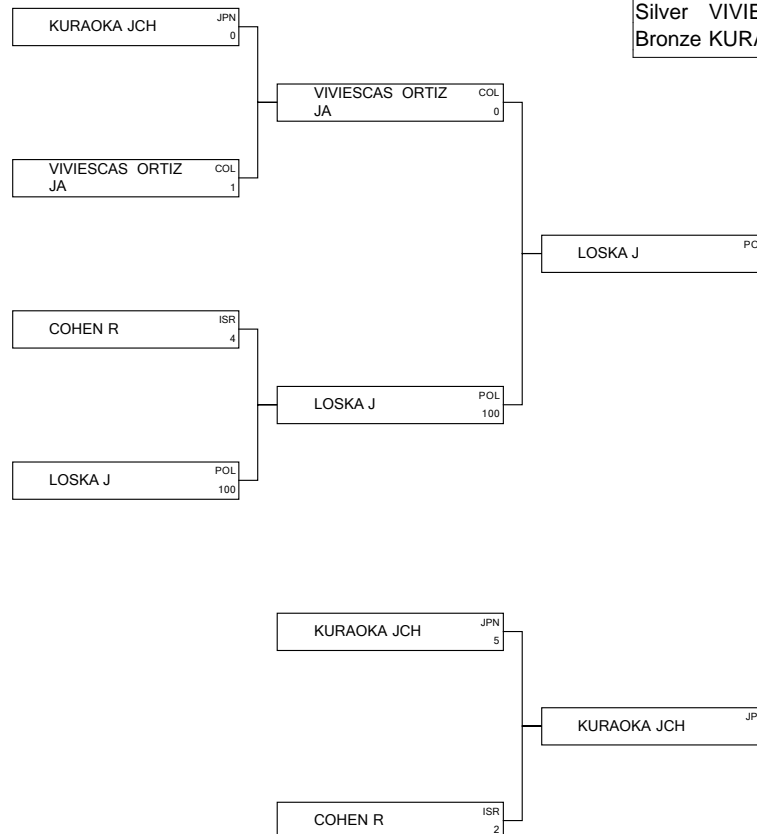
Rank	NOC Code	Name	A	B	C	Matches	Won	Points For	Points Against	Points Difference	Remark
1	JPN	A KURAOKA Joao Carlos Hiroshi	-	8	100	2	2	108	2	106	Q
2	POL	B LOSKA Jędrzej	2	-	100	2	1	102	8	94	Q
3	ETH	C DECHASSA Yared Nigusse	0	0	-	2	0	0	200	-200	

Pool Round - Pool B

Rank	NOC Code	Name	A	B	C	Matches	Won	Points For	Points Against	Points Difference	Remark
1	ISR	A COHEN Ron	-	0	4	2	2	4	2	2	Q
2	COL	B VIVIESCAS ORTIZ Jairo Alejandro	0	-	5	2	1	5	0	5	Q
3	ROU	C HANDREA Mihai	2	0	-	2	0	2	9	-7	

Semifinals

Finals



MEDALLISTS

Gold LOSKA Jędrzej POL
Silver VIVIESCAS ORTIZ Jairo Alejandro COL
Bronze KURAOKA Joao Carlos Hiroshi JPN



Medallists

As of FRI 28 JUL 2017

Medal	Name	NOC
GOLD	LOSKA Jędrzej	POL - Poland
SILVER	VIVIESCAS ORTIZ Jairo Alejandro	COL - Colombia
BRONZE	KURAOKA Joao Carlos Hiroshi	JPN - Japan

RESULTS BOOK



Ju-Jitsu Men's 69kg Ne-Waza



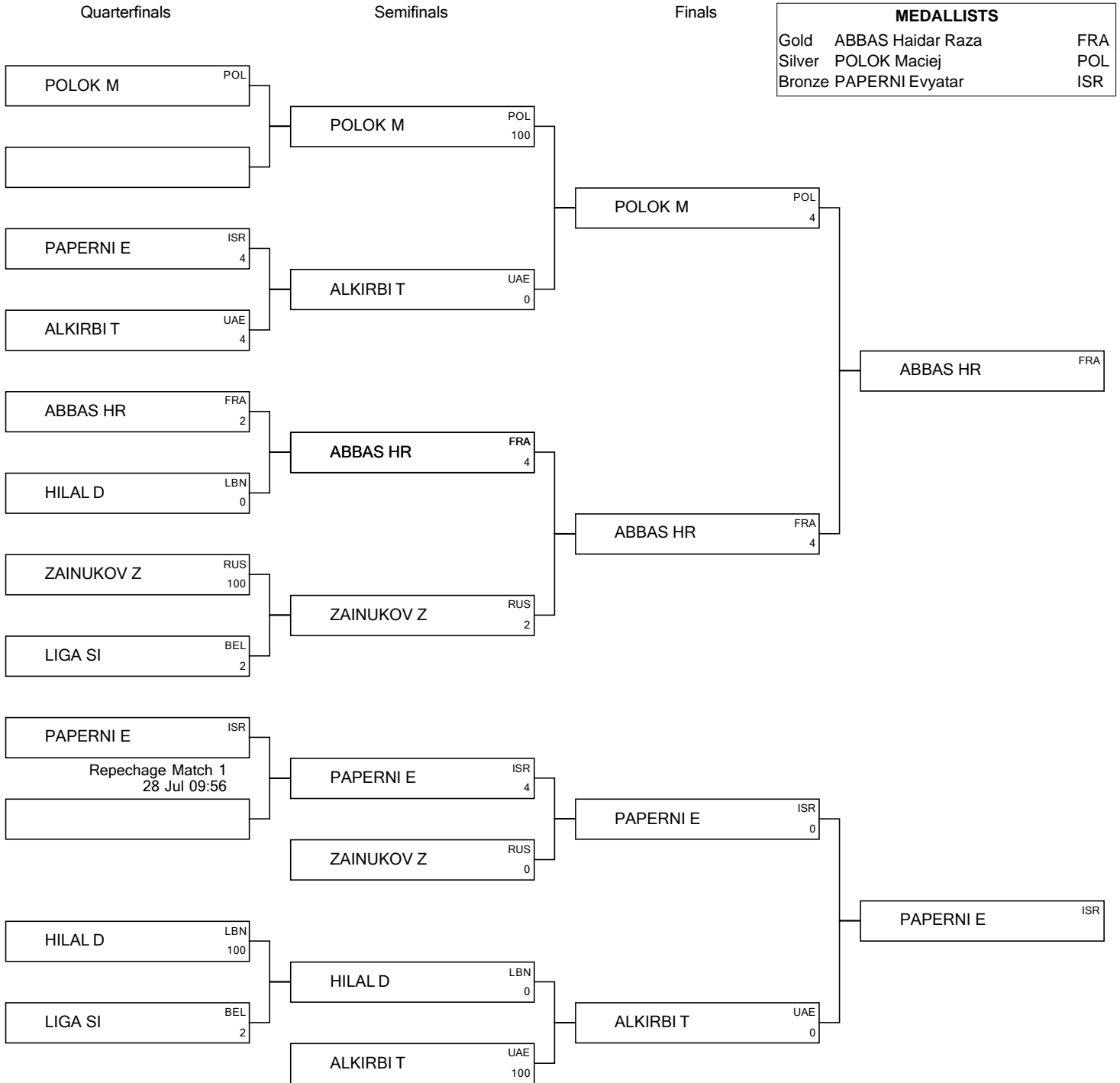
THE WORLD GAMES
WROCLAW 2017

T+TISSOT
SWISS WATCHES SINCE 1853



Competition Sheet

As of FRI 28 JUL 2017





Medallists

As of FRI 28 JUL 2017

Medal	Name	NOC
GOLD	ABBAS Haidar Raza	FRA - France
SILVER	POLOK Maciej	POL - Poland
BRONZE	PAPERNI Evyatar	ISR - Israel

RESULTS BOOK




Ju-Jitsu Men's 77kg Ne-Waza



THE WORLD GAMES
WROCLAW 2017

T+TISSOT
SWISS WATCHES SINCE 1853



Tournament Summary

As of FRI 28 JUL 2017

Pool Round - Pool A

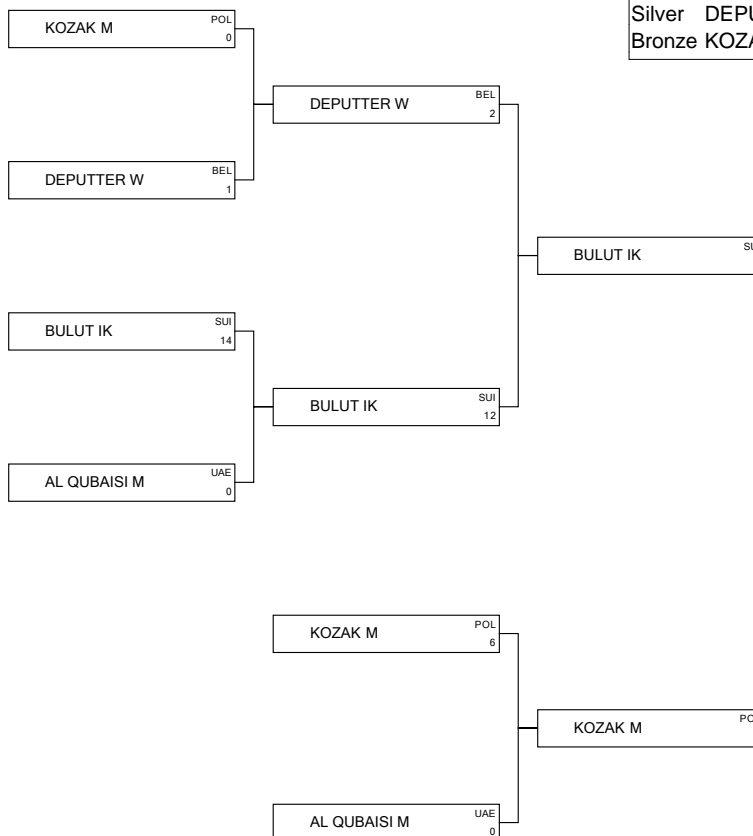
Rank	NOC Code	Name	A	B	C	Matches	Won	Points For	Points Against	Points Difference	Remark
1	POL	A KOZAK Maciej	-	0	100	2	2	100	0	100	Q
2	UAE	B AL QUBAISI Mohamed	0	-	0	2	1	0	0	0	Q
3	MRI	C CHARLOT Jonathan	0	0	-	2	0	0	100	-100	

Pool Round - Pool B

Rank	NOC Code	Name	A	B	C	Matches	Won	Points For	Points Against	Points Difference	Remark
1	SUI	A BULUT Ilke Kubilay	-	2	13	2	2	15	0	15	Q
2	BEL	B DEPUTTER Wim	0	-	2	2	1	2	2	0	Q
3	ROU	C BUCALET Dinu	0	0	-	2	0	0	15	-15	

Semifinals

Finals



MEDALLISTS

Gold	BULUT Ilke Kubilay	SUI
Silver	DEPUTTER Wim	BEL
Bronze	KOZAK Maciej	POL



Medallists

As of FRI 28 JUL 2017

Medal	Name	NOC
GOLD	BULUT Ilke Kubilay	SUI - Switzerland
SILVER	DEPUTTER Wim	BEL - Belgium
BRONZE	KOZAK Maciej	POL - Poland

RESULTS BOOK



Ju-Jitsu Men's 85kg Ne-Waza



THE WORLD GAMES
WROCLAW 2017

T+TISSOT
SWISS WATCHES SINCE 1853



Tournament Summary

As of FRI 28 JUL 2017

Pool Round - Pool A

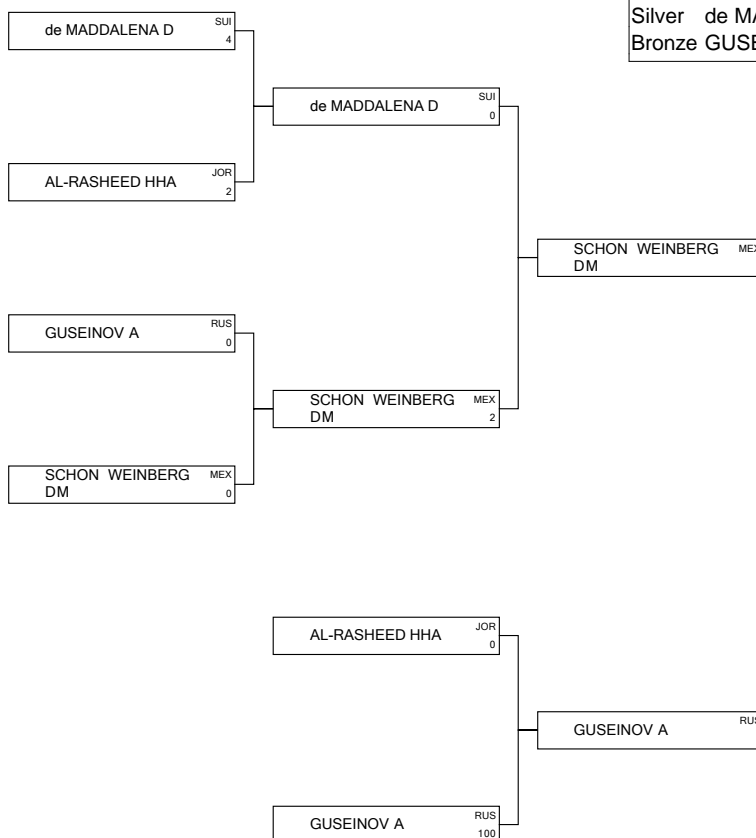
Rank	NOC Code	Name	A	B	C	Matches	Won	Points For	Points Against	Points Difference	Remark
1	SUI	A de MADDALENA Daniel	-	100	100	2	2	200	0	200	Q
2	MEX	B SCHON WEINBERG Dan Melvin	0	-	0	2	1	0	100	-100	Q
3	ISR	C BEN ZAKEN David	0	0	-	2	0	0	100	-100	

Pool Round - Pool B

Rank	NOC Code	Name	A	B	C	Matches	Won	Points For	Points Against	Points Difference	Remark
1	RUS	A GUSEINOV Abdulbari	-	100	100	2	2	200	0	200	Q
2	JOR	B AL-RASHEED Haidar Haitham Abdelkari	0	-	4	2	1	4	102	-98	Q
3	KGZ	C MURTAZALIEV Abdurahmanhaji	0	2	-	2	0	2	104	-102	

Semifinals

Finals



MEDALLISTS

Gold SCHON WEINBERG Dan Melvin MEX
Silver de MADDALENA Daniel SUI
Bronze GUSEINOV Abdulbari RUS



Medallists

As of FRI 28 JUL 2017

Medal	Name	NOC
GOLD	SCHON WEINBERG Dan Melvin	MEX - Mexico
SILVER	de MADDALENA Daniel	SUI - Switzerland
BRONZE	GUSEINOV Abdulbari	RUS - Russian Federation

RESULTS BOOK



Ju-Jitsu Men's 94kg Ne-Waza



THE WORLD GAMES
WROCLAW 2017

T+TISSOT
SWISS WATCHES SINCE 1853



Tournament Summary

As of FRI 28 JUL 2017

Pool Round - Pool A

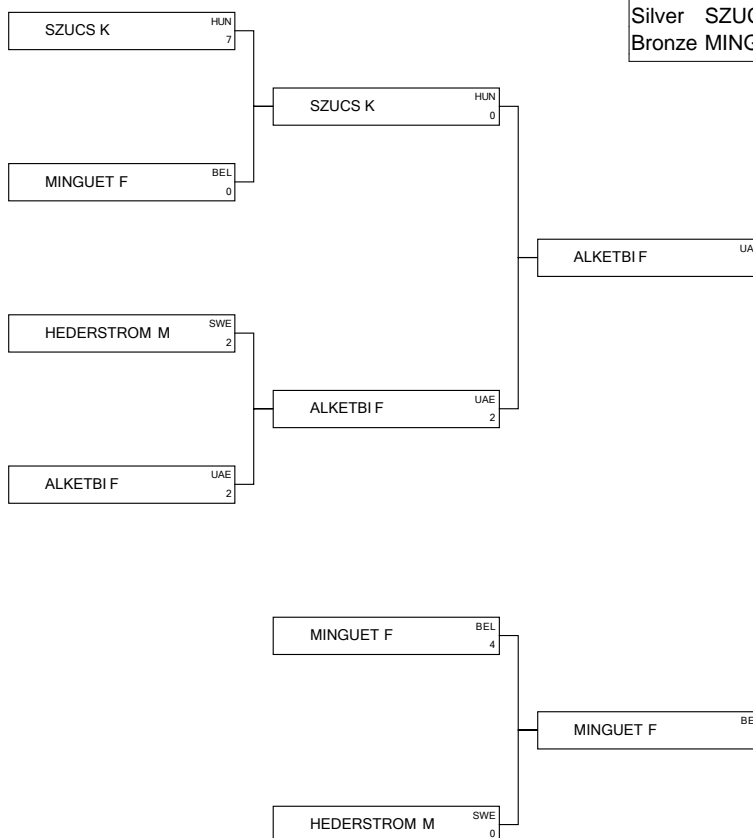
Rank	NOC Code	Name	A	B	C	Matches	Won	Points For	Points Against	Points Difference	Remark
1	HUN	A SZUCS Kristof	-	0	100	2	2	100	0	100	Q
2	UAE	B ALKETBI Faisal	0	-	4	2	1	4	0	4	Q
3	IRI	C HAMID AGHCHAY Mohsen	0	0	-	2	0	0	104	-104	

Pool Round - Pool B

Rank	NOC Code	Name	A	B	C	Matches	Won	Points For	Points Against	Points Difference	Remark
1	SWE	A HEDERSTROM Max	-	3	100	2	2	103	0	103	Q
2	BEL	B MINGUET Florent	0	-	5	2	1	5	5	0	Q
3	GER	C MEINKEN Malte	0	2	-	2	0	2	105	-103	

Semifinals

Finals



MEDALLISTS

Gold	ALKETBI Faisal	UAE
Silver	SZUCS Kristof	HUN
Bronze	MINGUET Florent	BEL



Medallists

As of FRI 28 JUL 2017

Medal	Name	NOC
GOLD	ALKETBI Faisal	UAE - United Arab Emirates
SILVER	SZUCS Kristof	HUN - Hungary
BRONZE	MINGUET Florent	BEL - Belgium

RESULTS BOOK



Ju-Jitsu Men's +94kg Ne-Waza



THE WORLD GAMES
WROCLAW 2017

T+TISSOT
SWISS WATCHES SINCE 1853



Tournament Summary

As of FRI 28 JUL 2017

Pool Round - Pool A

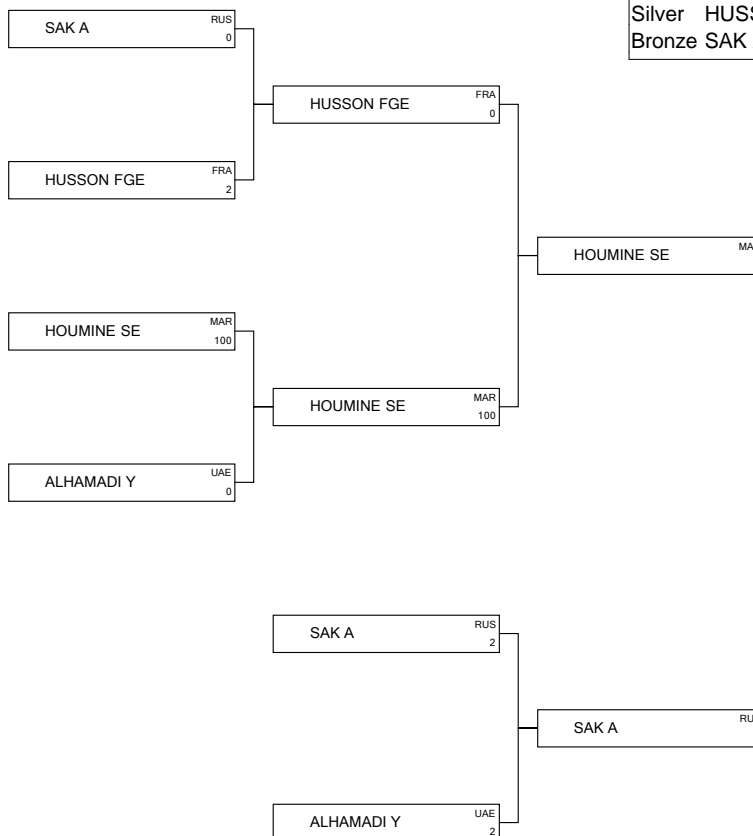
Rank	NOC Code	Name	A	B	C	Matches	Won	Points For	Points Against	Points Difference	Remark
1	RUS	A SAK Aleksandr	-	2	0	2	2	2	2	0	Q
2	UAE	B ALHAMADI Yahya	2	-	0	2	1	2	2	0	Q
3	TUN	C SAANOUNI Makrem	0	0	-	2	0	0	0	0	

Pool Round - Pool B

Rank	NOC Code	Name	A	B	C	Matches	Won	Points For	Points Against	Points Difference	Remark
1	MAR	A HOUMINE Seif Eddine	-	100	100	2	2	200	0	200	Q
2	FRA	B HUSSON Frederic Grevais Eugene	0	-	0	2	1	0	100	-100	Q
3	SUI	C FELIZ CAPITAO Danny Andre	0	0	-	2	0	0	100	-100	

Semifinals

Finals



MEDALLISTS

Gold HOUMINE Seif Eddine MAR
Silver HUSSON Frederic Grevais Eugene FRA
Bronze SAK Aleksandr RUS



Medallists

As of FRI 28 JUL 2017

Medal	Name	NOC
GOLD	HOUMINE Seif Eddine	MAR - Morocco
SILVER	HUSSON Frederic Grevais Eugene	FRA - France
BRONZE	SAK Aleksandr	RUS - Russian Federation

RESULTS BOOK



Ju-Jitsu Men's Open Ne-Waza



THE WORLD GAMES
WROCLAW 2017

T+TISSOT
SWISS WATCHES SINCE 1853



Competition Sheet

As of SAT 29 JUL 2017





Medallists

As of SAT 29 JUL 2017

Medal	Name	NOC
GOLD	SZUCS Kristof	HUN - Hungary
SILVER	ALKETBI Faisal	UAE - United Arab Emirates
BRONZE	HOUMINE Seif Eddine	MAR - Morocco

RESULTS BOOK




Ju-Jitsu Mixed Duo



THE WORLD GAMES
WROCLAW 2017

T+TISSOT
SWISS WATCHES SINCE 1853



Tournament Summary

As of FRI 28 JUL 2017

Pool Round - Pool A

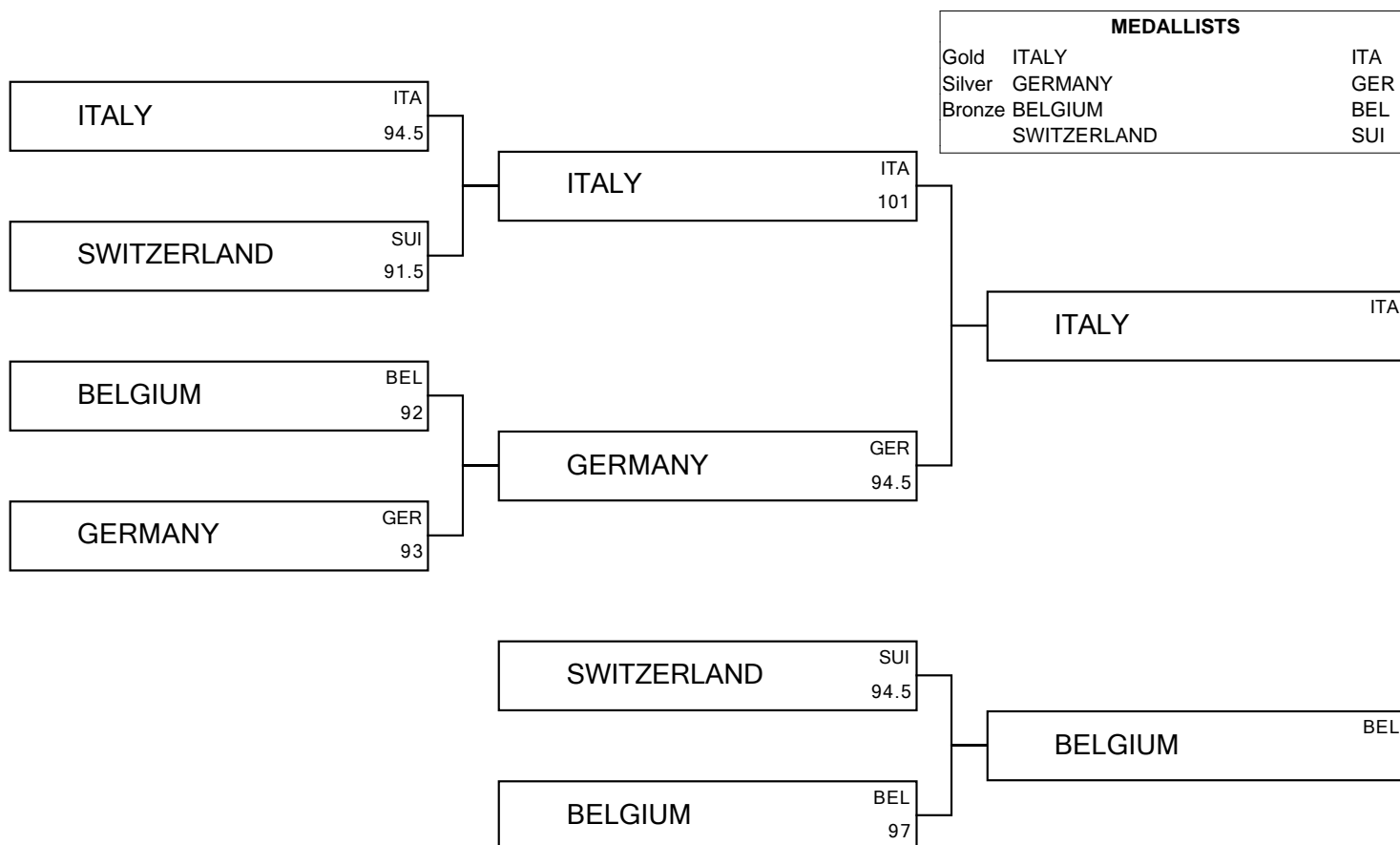
Rank	NOC Code	Name	A	B	C	Matches	Won	Points For	Points Against	Points Difference	Remark
1	ITA	A ITALY	-	92	94.5	2	2	187	168	19	Q
2	GER	B GERMANY	87.5	-	89.5	2	1	177	171	7	Q
3	URU	C URUGUAY	80	78.5	-	2	0	159	184	-26	

Pool Round - Pool B

Rank	NOC Code	Name	A	B	C	Matches	Won	Points For	Points Against	Points Difference	Remark
1	BEL	A BELGIUM	-	94	92.5	2	2	187	181	6	Q
2	SUI	B SWITZERLAND	93	-	93.5	2	1	187	183	4	Q
3	AUT	C AUSTRIA	88	89	-	2	0	177	186	-9	

Semifinals

Finals





Medallists

As of FRI 28 JUL 2017

Medal	NOC	Name
GOLD	ITA - Italy	PAGANINI Sara VALLIERI Michele
SILVER	GER - Germany	PASZKIEWICZ Julia TOURBESLIS Johannes
BRONZE	BEL - Belgium	GRAVENSTEYN Charis Jessy V LODENS Ian Rudy A

RESULTS BOOK



Ju-Jitsu Mixed National Team Competition



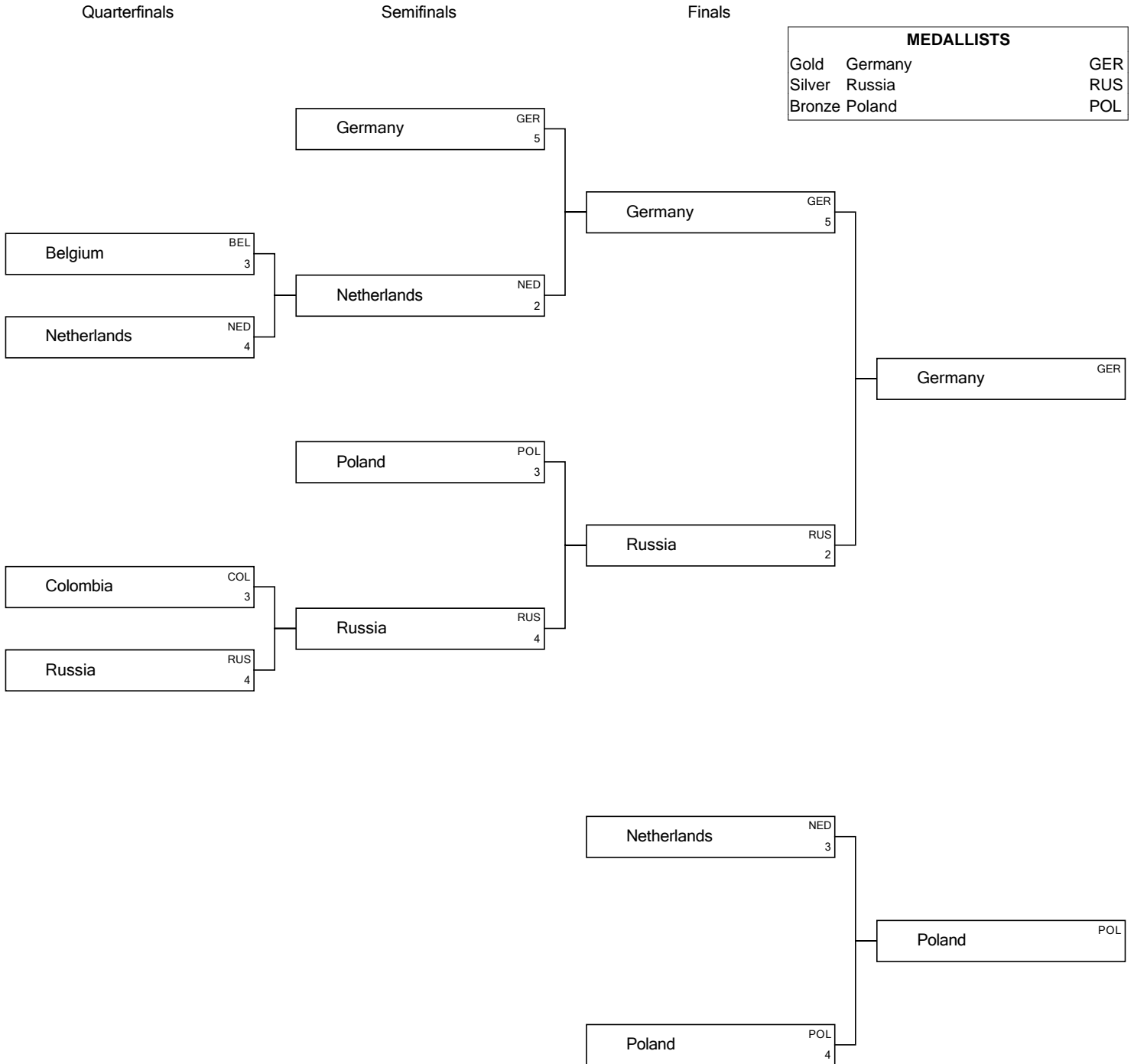
THE WORLD GAMES
WROCLAW 2017

T+TISSOT
SWISS WATCHES SINCE 1853



Brackets

As of SUN 30 JUL 2017





Medallists

REVISED
25 SEP 10:46

As of MON 25 SEP 2017

GOLD	SILVER	BRONZE
GER - Germany APOLONOV Roman WEIDENBECHER Tim NEUPERT Carina PASZKIEWICZ Julia TOURBESLIS Johannes MEINKEN Malte ATTENBERGER Theresa KNEBL Andreas Stefan STURM Annalena BIRN Blanca	RUS - Russian Federation KORZHAVYKH Pavel BOROK Iliia BELOV Denis GUSEINOV Abdulbari MEDVEDEVA Olga ZAINUKOV Zainutdin	POL - Poland MACKOWIAK Emilia LOSKA Jędrzej KOZAK Maciej WALOTEK Marta SZEWCZAK Tomasz GIEC Magdalena

Team Germany - Duo competitors changed in Gold Medal Match

Timing and Results provided by  **TISSOT**



Results

Weight Category	NETHERLANDS	3 - 4	POLAND
	Name	Contest Results	Name
W N70kg	van LEEUWEN Aafke	Lose 0 / 99	Win MACKOWIAK Emilia
M N77kg	van der VEER Ecco Hendrikus Corneli	Lose 0 / 99	Win LOSKA Jędrzej
M N100kg	SCHOL Melvin	Lose 0 / 99	Win KOZAK Maciej
W F70kg	van LEEUWEN Aafke	Win 16 / 0	Lose WALOTEK Marta
M F77kg	VOGELZANG Boy	Win 50 / 0	Lose
M F100kg	SCHOL Melvin	Lose 6 / 6	Win SZEWCZAK Tomasz
Duo	ASSMANN Ruben BUNNIK Marnix Willem	Win 12 / 0	Lose


Legend:

F Fighting

M Men's

N Ne-waza

W Women's

Timing and Results provided by  **TISSOT**




Results

Weight Category	GERMANY	5 - 2	NETHERLANDS
	Name	Contest Results	Name
W N70kg	ATTENBERGER Theresa	Win 7 / 0 Lose	van LEEUWEN Aafke
M N77kg	KNEBL Andreas Stefan	Lose 0 / 99 Win	VOGELZANG Boy
M N100kg	MEINKEN Malte	Win 99 / 0 Lose	SCHOL Melvin
W F70kg	NEUPERT Carina	Win 11 / 5 Lose	van LEEUWEN Aafke
M F77kg	APOLONOV Roman	Win 7 / 6 Lose	VOGELZANG Boy
M F100kg	WEIDENBECHER Tim	Win 50 / 0 Lose	SCHOL Melvin
Duo	PASZKIEWICZ Julia TOURBESLIS Johannes	Lose 95 / 96.5 Win	ASSMANN Ruben BUNNIK Marnix Willem

Legend:	F Fighting	M Men's	N Ne-waza	W Women's
----------------	-------------------	----------------	------------------	------------------

Timing and Results provided by **TISSOT**



Results

Weight Category	POLAND	3 - 4	RUSSIA
	Name	Contest Results	Name
W N70kg	MACKOWIAK Emilia	Win 99 / 0	Lose MEDVEDEVA Olga
M N77kg	LOSKA Jędrzej	Lose 0 / 2	Win ZAINUKOV Zainutdin
M N100kg	KOZAK Maciej	Lose 0 / 99	Win GUSEINOV Abdulbari
W F70kg	GIEC Magdalena	Win 99 / 0	Lose MEDVEDEVA Olga
M F77kg		Lose 0 / 99	Win BOROK Ilia
M F100kg	SZEWCZAK Tomasz	Win 99 / 0	Lose BELOV Denis
Duo		Lose 0 / 12	Win KORZHAVYKH Pavel

Legend:


F Fighting

M Men's

N Ne-waza

W Women's

Timing and Results provided by TISSOT



Results

Weight Category	BELGIUM	3 - 4	NETHERLANDS
	Name	Contest Results	Name
W N70kg	AMJAHID Amal	Win 99 / 0 Lose	van LEEUWEN Aafke
M N77kg	DEPUTTER Wim	Win 99 / 0 Lose	van der VEER Ecco Hendrikus Corneli
M N100kg	MINGUET Florent	Win 99 / 0 Lose	SCHOL Melvin
W F70kg	GRAVENSTEYN Charis Jessy V	Lose 0 / 50	Win van LEEUWEN Aafke
M F77kg	CLOOTS Louis	Lose 9 / 11	Win VOGELZANG Boy
M F100kg	DEPUTTER Wim	Lose 0 / 50	Win SCHOL Melvin
Duo	CLOOSTERMANS Ben Jos H LARDON Bjarne	Lose 91 / 95	Win ASSMANN Ruben BUNNIK Marnix Willem

Legend:

F Fighting

M Men's

N Ne-waza

W Women's

Timing and Results provided by  **TISSOT**



Results

Weight Category	COLOMBIA	3 - 4	RUSSIA
	Name	Contest Results	Name
W N70kg	CHOCONTA ROJAS Madeline	Win 99 / 0	Lose MEDVEDEVA Olga
M N77kg	VIVIESCAS ORTIZ Jairo Alejandro	Lose 0 / 99	Win ZAINUKOV Zainutdin
M N100kg	CABEZAS QUINONES Junior David	Lose 0 / 99	Win GUSEINOV Abdulbari
W F70kg	CHOCONTA ROJAS Madeline	Win 50 / 0	Lose MEDVEDEVA Olga
M F77kg	VIVIESCAS ORTIZ Jairo Alejandro	Lose 0 / 50	Win BOROK Ilia
M F100kg	CABEZAS QUINONES Junior David	Lose 3 / 7	Win BELOV Denis
Duo	CAMPOS OBANDO Margarita Rosa PEDRAZA Sandra Ximena	Win 12 / 0	Lose BOROK Ilia KORZHAVYKH Pavel

Legend:	F Fighting	M Men's	N Ne-waza	W Women's
----------------	-------------------	----------------	------------------	------------------

Timing and Results provided by **TISSOT**

RESULTS BOOK



Karate



THE WORLD GAMES
WROCLAW 2017

T+ TISSOT

RESULTS BOOK

TABLE OF CONTENT

19	Karate	1153
19.1	Table of Contents	1154
19.2	Number of Entries by NOC	1162
19.3	Results Summary - Session	1163
19.3.1	Results Summary - Session KA01	1163
19.3.2	Results Summary - Session KA02	1169
19.3.3	Results Summary - Session KA03	1170
19.3.4	Results Summary - Session KA04	1175
19.4	Medallists by Event	1176
19.5	Medal Standings	1177
19.6	Women's Kumite 50kg	1178
19.6.1	Brackets	1179
19.6.2	Round Robin Summary	1180
19.6.3	Tournament Summary	1181
19.6.4	Medallists	1182
19.6.5	Finals	1183
19.6.5.1	Bronze Medal Fight Results TUR - POL	1183
19.6.5.2	Gold Medal Fight Results JPN - FRA	1184
19.6.6	Semifinal	1185
19.6.6.1	Results JPN - TUR	1185
19.6.6.2	Results FRA - POL	1186
19.6.7	Elimination - Pool B	1187
19.6.7.1	Results UKR - TUR	1187
19.6.7.2	Results AUT - FRA	1188
19.6.7.3	Results UKR - AUT	1189
19.6.7.4	Results TUR - FRA	1190
19.6.7.5	Results UKR - FRA	1191
19.6.7.6	Results TUR - AUT	1192





19.6.8	Elimination - Pool A	1193
19.6.8.1	Results JPN - POL	1193
19.6.8.2	Results ALG - AUS	1194
19.6.8.3	Results JPN - ALG	1195
19.6.8.4	Results POL - AUS	1196
19.6.8.5	Results JPN - AUS	1197
19.6.8.6	Results POL - ALG	1198
19.7	Women's Kumite 55kg	1199
19.7.1	Brackets	1200
19.7.2	Round Robin Summary	1201
19.7.3	Tournament Summary	1202
19.7.4	Medallists	1203
19.7.5	Finals	1204
19.7.5.1	Bronze Medal Fight Results ITA - FRA	1204
19.7.5.2	Gold Medal Fight Results TPE - BRA	1205
19.7.6	Semifinal	1206
19.7.6.1	Results ITA - TPE	1206
19.7.6.2	Results FRA - BRA	1207
19.7.7	Elimination - Pool B	1208
19.7.7.1	Results POL - AUS	1208
19.7.7.2	Results FRA - TPE	1209
19.7.7.3	Results POL - FRA	1210
19.7.7.4	Results AUS - TPE	1211
19.7.7.5	Results POL - TPE	1212
19.7.7.6	Results AUS - FRA	1213
19.7.8	Elimination - Pool A	1214
19.7.8.1	Results BRA - ARG	1214
19.7.8.2	Results ITA - BRA	1215
19.7.8.3	Results ITA - ARG	1216
19.8	Women's Kumite 61kg	1217
19.8.1	Brackets	1218
19.8.2	Round Robin Summary	1219
19.8.3	Tournament Summary	1220
19.8.4	Medallists	1221
19.8.5	Finals	1222
19.8.5.1	Bronze Medal Fight Results POL - SVK	1222
19.8.5.2	Gold Medal Fight Results UKR - PER	1223
19.8.6	Semifinal	1224
19.8.6.1	Results UKR - POL	1224





19.8.6.2	Results SVK - PER	1225
19.8.7	Elimination - Pool B	1226
19.8.7.1	Results POL - FRA	1226
19.8.7.2	Results POL - SVK	1227
19.8.7.3	Results FRA - SVK	1228
19.8.8	Elimination - Pool A	1229
19.8.8.1	Results PER - AUS	1229
19.8.8.2	Results PER - UKR	1230
19.8.8.3	Results AUS - UKR	1231
19.9	Women's Kumite 68kg	1232
19.9.1	Brackets	1233
19.9.2	Round Robin Summary	1234
19.9.3	Tournament Summary	1235
19.9.4	Medallists	1236
19.9.5	Finals	1237
19.9.5.1	Bronze Medal Fight Results JPN - DEN	1237
19.9.5.2	Gold Medal Fight Results ALG - AUT	1238
19.9.6	Semifinal	1239
19.9.6.1	Results JPN - ALG	1239
19.9.6.2	Results AUT - DEN	1240
19.9.7	Elimination - Pool B	1241
19.9.7.1	Results POL - AUT	1241
19.9.7.2	Results ALG - NZL	1242
19.9.7.3	Results POL - ALG	1243
19.9.7.4	Results AUT - NZL	1244
19.9.7.5	Results POL - NZL	1245
19.9.7.6	Results AUT - ALG	1246
19.9.8	Elimination - Pool A	1247
19.9.8.1	Results MNE - SUI	1247
19.9.8.2	Results JPN - DEN	1248
19.9.8.3	Results MNE - JPN	1249
19.9.8.4	Results SUI - DEN	1250
19.9.8.5	Results MNE - DEN	1251
19.9.8.6	Results SUI - JPN	1252
19.10	Women's Kumite +68kg	1253
19.10.1	Brackets	1254
19.10.2	Round Robin Summary	1255
19.10.3	Tournament Summary	1256
19.10.4	Medallists	1257





19.10.5	Finals	1258
19.10.5.1	Bronze Medal Fight Results FRA - BRA	1258
19.10.5.2	Gold Medal Fight Results IRI - JPN	1259
19.10.6	Semifinal	1260
19.10.6.1	Results IRI - FRA	1260
19.10.6.2	Results JPN - BRA	1261
19.10.7	Elimination - Pool B	1262
19.10.7.1	Results POL - JPN	1262
19.10.7.2	Results POL - FRA	1263
19.10.7.3	Results JPN - FRA	1264
19.10.8	Elimination - Pool A	1265
19.10.8.1	Results SVK - BRA	1265
19.10.8.2	Results SVK - IRI	1266
19.10.8.3	Results BRA - IRI	1267
19.11	Women's Kata	1268
19.11.1	Brackets	1269
19.11.2	Round Robin Summary	1270
19.11.3	Tournament Summary	1271
19.11.4	Medallists	1272
19.12	Men's Kumite 60kg	1273
19.12.1	Brackets	1274
19.12.2	Round Robin Summary	1275
19.12.3	Tournament Summary	1276
19.12.4	Medallists	1277
19.12.5	Finals	1278
19.12.5.1	Bronze Medal Fight Results BRA - ESP	1278
19.12.5.2	Gold Medal Fight Results AZE - IRI	1279
19.12.6	Semifinal	1280
19.12.6.1	Results BRA - AZE	1280
19.12.6.2	Results ESP - IRI	1281
19.12.7	Elimination - Pool B	1282
19.12.7.1	Results AZE - KSA	1282
19.12.7.2	Results NED - ESP	1283
19.12.7.3	Results AZE - NED	1284
19.12.7.4	Results KSA - ESP	1285
19.12.7.5	Results AZE - ESP	1286
19.12.7.6	Results KSA - NED	1287
19.12.8	Elimination - Pool A	1288
19.12.8.1	Results IRI - BRA	1288





19.12.8.2	Results FRA - POL	1289
19.12.8.3	Results IRI - FRA	1290
19.12.8.4	Results BRA - POL	1291
19.12.8.5	Results IRI - POL	1292
19.12.8.6	Results BRA - FRA	1293
19.13	Men's Kumite 67kg	1294
19.13.1	Brackets	1295
19.13.2	Round Robin Summary	1296
19.13.3	Tournament Summary	1297
19.13.4	Medallists	1298
19.13.5	Finals	1299
19.13.5.1	Bronze Medal Fight Results ALG - DOM	1299
19.13.5.2	Gold Medal Fight Results FRA - GBR	1300
19.13.6	Semifinal	1301
19.13.6.1	Results FRA - ALG	1301
19.13.6.2	Results GBR - DOM	1302
19.13.7	Elimination - Pool B	1303
19.13.7.1	Results AUS - ALG	1303
19.13.7.2	Results GBR - HUN	1304
19.13.7.3	Results AUS - GBR	1305
19.13.7.4	Results ALG - HUN	1306
19.13.7.5	Results AUS - HUN	1307
19.13.7.6	Results ALG - GBR	1308
19.13.8	Elimination - Pool A	1309
19.13.8.1	Results FRA - DOM	1309
19.13.8.2	Results FRA - VEN	1310
19.13.8.3	Results DOM - VEN	1311
19.14	Men's Kumite 75kg	1312
19.14.1	Brackets	1313
19.14.2	Round Robin Summary	1314
19.14.3	Tournament Summary	1315
19.14.4	Medallists	1316
19.14.5	Finals	1317
19.14.5.1	Bronze Medal Fight Results BRA - USA	1317
19.14.5.2	Gold Medal Fight Results UKR - IRI	1318
19.14.6	Semifinal	1319
19.14.6.1	Results UKR - BRA	1319
19.14.6.2	Results IRI - USA	1320
19.14.7	Elimination - Pool B	1321





19.14.7.1	Results IRI - FIJ	1321
19.14.7.2	Results BRA - EGY	1322
19.14.7.3	Results IRI - BRA	1323
19.14.7.4	Results FIJ - EGY	1324
19.14.7.5	Results IRI - EGY	1325
19.14.7.6	Results FIJ - BRA	1326
19.14.8	Elimination - Pool A	1327
19.14.8.1	Results POL - KAZ	1327
19.14.8.2	Results UKR - USA	1328
19.14.8.3	Results POL - UKR	1329
19.14.8.4	Results KAZ - USA	1330
19.14.8.5	Results POL - USA	1331
19.14.8.6	Results KAZ - UKR	1332
19.15	Men's Kumite 84kg	1333
19.15.1	Brackets	1334
19.15.2	Round Robin Summary	1335
19.15.3	Tournament Summary	1336
19.15.4	Medallists	1337
19.15.5	Finals	1338
19.15.5.1	Bronze Medal Fight Results POL - TUR	1338
19.15.5.2	Gold Medal Fight Results IRI - JPN	1339
19.15.6	Semifinal	1340
19.15.6.1	Results IRI - POL	1340
19.15.6.2	Results JPN - TUR	1341
19.15.7	Elimination - Pool B	1342
19.15.7.1	Results DOM - POL	1342
19.15.7.2	Results JPN - AZE	1343
19.15.7.3	Results DOM - JPN	1344
19.15.7.4	Results POL - AZE	1345
19.15.7.5	Results DOM - AZE	1346
19.15.7.6	Results POL - JPN	1347
19.15.8	Elimination - Pool A	1348
19.15.8.1	Results GEO - IRI	1348
19.15.8.2	Results FRA - TUR	1349
19.15.8.3	Results GEO - FRA	1350
19.15.8.4	Results IRI - TUR	1351
19.15.8.5	Results GEO - TUR	1352
19.15.8.6	Results IRI - FRA	1353
19.16	Men's Kumite +84kg	1354





19.16.1	Brackets	1355
19.16.2	Round Robin Summary	1356
19.16.3	Tournament Summary	1357
19.16.4	Medallists	1358
19.16.5	Finals	1359
19.16.5.1	Bronze Medal Fight Results POL - MAR	1359
19.16.5.2	Gold Medal Fight Results JPN - IRI	1360
19.16.6	Semifinal	1361
19.16.6.1	Results JPN - POL	1361
19.16.6.2	Results MAR - IRI	1362
19.16.7	Elimination - Pool B	1363
19.16.7.1	Results FRA - POL	1363
19.16.7.2	Results CRO - MAR	1364
19.16.7.3	Results FRA - CRO	1365
19.16.7.4	Results POL - MAR	1366
19.16.7.5	Results FRA - MAR	1367
19.16.7.6	Results POL - CRO	1368
19.16.8	Elimination - Pool A	1369
19.16.8.1	Results IRI - JPN	1369
19.16.8.2	Results CHI - GER	1370
19.16.8.3	Results IRI - CHI	1371
19.16.8.4	Results JPN - GER	1372
19.16.8.5	Results IRI - GER	1373
19.16.8.6	Results JPN - CHI	1374
19.17	Men's Kata	1375
19.17.1	Brackets	1376
19.17.2	Round Robin Summary	1377
19.17.3	Tournament Summary	1378
19.17.4	Medallists	1379





Number of Entries by NOC

As of MON 24 JUL 2017

	Men							Women							Total Athletes
	Kata	Kumite 60kg	Kumite 67kg	Kumite 75kg	Kumite 84kg	Kumite +84kg	Total Entries	Kata	Kumite 50kg	Kumite 55kg	Kumite 61kg	Kumite 68kg	Kumite +68kg	Total Entries	
ALG - Algeria			1				1	1	1			1		3	4
ARG - Argentina										1				1	1
AUS - Australia			1				1		1	1	1			3	4
AUT - Austria									1			1		2	2
AZE - Azerbaijan		1			1		2							2	2
BRA - Brazil		1		1			2			1			1	2	4
CHI - Chile						1	1							1	1
CRO - Croatia						1	1							1	1
DEN - Denmark												1		1	1
DOM - Dominican Republic			1		1		2							2	2
EGY - Egypt	1			1			2	1						1	3
ESP - Spain	1	1					2	1						1	3
FIJ - Fiji				1			1							1	1
FRA - France	1	1	1		1	1	5	1	1	1	1		1	5	10
GBR - Great Britain			1				1							1	1
GEO - Georgia					1		1							1	1
GER - Germany	1					1	2							2	2
HUN - Hungary			1				1							1	1
IRI - Islamic Republic of Iran		1		1	1	1	4						1	1	5
ITA - Italy	1						1			1				1	2
JPN - Japan	1				1	1	3	1	1			1	1	4	7
KAZ - Kazakhstan				1			1							1	1
KSA - Saudi Arabia		1					1							1	1
MAR - Morocco						1	1							1	1
MNE - Montenegro												1		1	1
NED - Netherlands		1					1							1	1
NZL - New Zealand								1				1		2	2
PER - Peru											1			1	1
POL - Poland	1	1		1	1	1	5	1	1	1	1	1	1	6	11
SUI - Switzerland												1		1	1
SVK - Slovakia											1		1	2	2
TPE - Chinese Taipei										1				1	1
TUR - Turkey					1		1		1					1	2
UKR - Ukraine				1			1		1		1			2	3
USA - United States of America				1			1	1						1	2
VEN - Venezuela	1		1				2							2	2
Total	8	8	7	8	8	8	47	8	8	7	6	8	6	43	90



Results Summary

SESSION 1 - MAT A

Fight No	Event	Round	Color	Draw No	Name	NOC Code	Points	Winner	Dec.	Officials
1	M Kata	Elimination - Pool A	RED	1	BUSATO Mattia	ITA	0		HI	J:8 J:12 J:10 J:3 J:18
			BLUE	2	KIYUNA Ryo	JPN	5	X		
2	M Kata	Elimination - Pool B	RED	5	MINH DACK Vu Duc	FRA	5	X	HI	J:1 J:14 J:4 J:6 J:16
			BLUE	6	MACZKA Bartosz	POL	0			
3	M Kata	Elimination - Pool A	RED	3	QUINTERO Damian	ESP	5	X	HI	J:12 J:10 J:3 J:18 J:9
			BLUE	4	SMORGUNER Ilja	GER	0			
4	M Kata	Elimination - Pool B	RED	7	SHAWKY Ahmed	EGY	1		HI	J:14 J:4 J:6 J:16 J:8
			BLUE	8	DIAZ Antonio	VEN	4	X		
5	M Kata	Elimination - Pool A	RED	1	BUSATO Mattia	ITA	0		HI	J:12 J:10 J:3 J:18 J:1
			BLUE	3	QUINTERO Damian	ESP	5	X		
6	M Kata	Elimination - Pool B	RED	5	MINH DACK Vu Duc	FRA	3	X	HI	J:4 J:6 J:16 J:8 J:9
			BLUE	7	SHAWKY Ahmed	EGY	2			
7	M Kata	Elimination - Pool A	RED	2	KIYUNA Ryo	JPN	5	X	HI	J:1 J:12 J:10 J:3 J:18
			BLUE	4	SMORGUNER Ilja	GER	0			
8	M Kata	Elimination - Pool B	RED	6	MACZKA Bartosz	POL	0		HI	J:4 J:6 J:16 J:8 J:14
			BLUE	8	DIAZ Antonio	VEN	5	X		
9	M Kata	Elimination - Pool A	RED	1	BUSATO Mattia	ITA	5	X	HI	J:3 J:18 J:10 J:1 J:9
			BLUE	4	SMORGUNER Ilja	GER	0			
10	M Kata	Elimination - Pool B	RED	5	MINH DACK Vu Duc	FRA	0		HI	J:14 J:6 J:4 J:8 J:12
			BLUE	8	DIAZ Antonio	VEN	5	X		
11	M Kata	Elimination - Pool A	RED	2	KIYUNA Ryo	JPN	5	X	HI	J:18 J:10 J:1 J:9 J:16
			BLUE	3	QUINTERO Damian	ESP	0			
12	M Kata	Elimination - Pool B	RED	6	MACZKA Bartosz	POL	0		HI	J:14 J:6 J:4 J:8 J:3
			BLUE	7	SHAWKY Ahmed	EGY	5	X		
13	W Kumite 50kg	Elimination - Pool A	RED	1	MIYAHARA Miho	JPN	6	X	PO	R:3 J:10 J:1 J:9 J:12
			BLUE	2	NOWAKOWSKA Madgalena	POL	3			
14	W Kumite 50kg	Elimination - Pool B	RED	5	KRYVA Kateryna	UKR	0		NO	R:10 J:4 J:8 J:16 J:18
			BLUE	6	OZCELIK Serap	TUR	0			
15	W Kumite 50kg	Elimination - Pool A	RED	3	BESBES Lydia	ALG	1	X	PO	R:12 J:10 J:9 J:14 J:6
			BLUE	4	ALEXIADIS Maria	AUS	0			
16	W Kumite 50kg	Elimination - Pool B	RED	7	PLANK Bettina	AUT	0		PO	R:8 J:16 J:1 J:12 J:3
			BLUE	8	RECCHIA Alexandra	FRA	1	X		
17	W Kumite 50kg	Elimination - Pool A	RED	1	MIYAHARA Miho	JPN	2	X	PO	R:16 J:9 J:18 J:4 J:8
			BLUE	3	BESBES Lydia	ALG	0			



Results Summary

SESSION 1 - MAT A

Fight No	Event	Round	Color	Draw No	Name	NOC Code	Points	Winner	Dec.	Officials
18	W Kumite 50kg	Elimination - Pool B	RED	5	KRYVA Kateryna	UKR	0		PO	R:6 J:16 J:12 J:14 J:10
			BLUE	7	PLANK Bettina	AUT	1	X		
19	W Kumite 50kg	Elimination - Pool A	RED	2	NOWAKOWSKA Madgalena	POL	2	X	PO	R:4 J:8 J:9 J:1 J:6
			BLUE	4	ALEXIADIS Maria	AUS	0			
20	W Kumite 50kg	Elimination - Pool B	RED	6	OZCELIK Serap	TUR	0		NO	R:14 J:12 J:18 J:4 J:3
			BLUE	8	RECCHIA Alexandra	FRA	0			
21	W Kumite 50kg	Elimination - Pool A	RED	1	MIYAHARA Miho	JPN	8	X	PO	R:1 J:8 J:9 J:10 J:16
			BLUE	4	ALEXIADIS Maria	AUS	0			
22	W Kumite 50kg	Elimination - Pool B	RED	5	KRYVA Kateryna	UKR	0		PO	R:9 J:12 J:6 J:1 J:14
			BLUE	8	RECCHIA Alexandra	FRA	1	X		
23	W Kumite 50kg	Elimination - Pool A	RED	2	NOWAKOWSKA Madgalena	POL	2	X	PO	R:3 J:9 J:16 J:8 J:4
			BLUE	3	BESBES Lydia	ALG	0			
24	W Kumite 50kg	Elimination - Pool B	RED	6	OZCELIK Serap	TUR	2	X	PO	R:10 J:1 J:12 J:3 J:18
			BLUE	7	PLANK Bettina	AUT	0			
25	M Kumite 60kg	Elimination - Pool A	RED	1	MEHDIZADEH Amir	IRI	1		PO	R:12 J:8 J:14 J:6 J:10
			BLUE	2	SANTOS BROSE Douglas	BRA	1	X		
26	M Kumite 60kg	Elimination - Pool B	RED	5	FARZALIYEV Firdosi	AZE	2	X	PO	R:8 J:12 J:4 J:9 J:16
			BLUE	6	ALMALKI Emad	KSA	0			
27	M Kumite 60kg	Elimination - Pool A	RED	3	AGOUDJIL Sofiane	FRA	5	X	PO	R:16 J:8 J:6 J:3 J:1
			BLUE	4	DRAZWESKI Maciej Waldemar	POL	0			
28	M Kumite 60kg	Elimination - Pool B	RED	7	BERENS Geoffrey	NED	0		PO	R:6 J:4 J:14 J:10 J:18
			BLUE	8	GOMEZ GARCIA Matias	ESP	4	X		
29	M Kumite 60kg	Elimination - Pool A	RED	1	MEHDIZADEH Amir	IRI	3	X	PO	R:4 J:6 J:16 J:9 J:12
			BLUE	3	AGOUDJIL Sofiane	FRA	1			
30	M Kumite 60kg	Elimination - Pool B	RED	5	FARZALIYEV Firdosi	AZE	0		NO	R:14 J:4 J:1 J:3 J:8
			BLUE	7	BERENS Geoffrey	NED	0			
31	M Kumite 60kg	Elimination - Pool A	RED	2	SANTOS BROSE Douglas	BRA	5	X	PO	R:1 J:12 J:6 J:14 J:10
			BLUE	4	DRAZWESKI Maciej Waldemar	POL	0			
32	M Kumite 60kg	Elimination - Pool B	RED	6	ALMALKI Emad	KSA	0		PO	R:9 J:3 J:4 J:16 J:18
			BLUE	8	GOMEZ GARCIA Matias	ESP	3	X		
33	M Kumite 60kg	Elimination - Pool A	RED	1	MEHDIZADEH Amir	IRI	5	X	PO	R:3 J:6 J:1 J:8 J:9
			BLUE	4	DRAZWESKI Maciej Waldemar	POL	0			
34	M Kumite 60kg	Elimination - Pool B	RED	5	FARZALIYEV Firdosi	AZE	0		NO	R:10 J:3 J:18 J:14 J:12
			BLUE	8	GOMEZ GARCIA Matias	ESP	0			



Results Summary

SESSION 1 - MAT A

Fight No	Event	Round	Color	Draw No	Name	NOC Code	Points	Winner	Dec.	Officials
35	M Kumite 60kg	Elimination - Pool A	RED	2	SANTOS BROSE Douglas	BRA	0	X	HU	R:12 J:6 J:9 J:4 J:16
			BLUE	3	AGOUDJIL Sofiane	FRA	0			
36	M Kumite 60kg	Elimination - Pool B	RED	6	ALMALKI Emad	KSA	1		PO	R:8 J:12 J:18 J:1 J:10
			BLUE	7	BERENS Geoffrey	NED	1	X		
37	M Kata	Semifinals	RED	2	KIYUNA Ryo	JPN	5	X	HI	J:12 J:8 J:1 J:9 J:18
			BLUE	5	MINH DACK Vu Duc	FRA	0			
38	M Kata	Semifinals	RED	8	DIAZ Antonio	VEN	1		HI	J:3 J:6 J:4 J:14 J:10
			BLUE	3	QUINTERO Damian	ESP	4	X		
39	W Kumite 50kg	Semifinals	RED	1	MIYAHARA Miho	JPN	4	X	PO	R:1 J:6 J:8 J:10 J:16
			BLUE	6	OZCELIK Serap	TUR	0			
40	W Kumite 50kg	Semifinals	RED	8	RECCHIA Alexandra	FRA	4	X	PO	R:16 J:12 J:14 J:3 J:1
			BLUE	2	NOWAKOWSKA Madgalena	POL	1			
41	M Kumite 60kg	Semifinals	RED	2	SANTOS BROSE Douglas	BRA	0		PO	R:1 J:4 J:3 J:14 J:18
			BLUE	5	FARZALIYEV Firdosi	AZE	5	X		
42	M Kumite 60kg	Semifinals	RED	8	GOMEZ GARCIA Matias	ESP	0		PO	R:14 J:12 J:6 J:9 J:1
			BLUE	1	MEHDIZADEH Amir	IRI	7	X		



Results Summary

SESSION 1 - MAT B

Fight No	Event	Round	Color	Draw No	Name	NOC Code	Points	Winner	Dec.	Officials
101	W Kata	Elimination - Pool A	RED	1	SCORDO Sandy	FRA	3	X	HI	J:5 J:13 J:19 J:17 J:15
			BLUE	2	KOKUMAI Sakura	USA	2			
102	W Kata	Elimination - Pool B	RED	5	HADJ SAID Manel Kamilia	ALG	0		HI	J:7 J:21 J:2 J:20 J:11
			BLUE	6	SANCHEZ JAIME Sandra	ESP	5	X		
103	W Kata	Elimination - Pool A	RED	3	ANACAN Alexandra	NZL	4	X	HI	J:15 J:19 J:17 J:13 J:5
			BLUE	4	CHMIELEWSKA Olga	POL	1			
104	W Kata	Elimination - Pool B	RED	7	SAYED Sarah	EGY	0		HI	J:5 J:11 J:21 J:2 J:20
			BLUE	8	SHIMIZU Kiyou	JPN	5	X		
105	W Kata	Elimination - Pool A	RED	1	SCORDO Sandy	FRA	5	X	HI	J:15 J:19 J:17 J:13 J:7
			BLUE	3	ANACAN Alexandra	NZL	0			
106	W Kata	Elimination - Pool B	RED	5	HADJ SAID Manel Kamilia	ALG	1		HI	J:11 J:21 J:2 J:20 J:5
			BLUE	7	SAYED Sarah	EGY	4	X		
107	W Kata	Elimination - Pool A	RED	2	KOKUMAI Sakura	USA	5	X	HI	J:15 J:19 J:17 J:13 J:7
			BLUE	4	CHMIELEWSKA Olga	POL	0			
108	W Kata	Elimination - Pool B	RED	6	SANCHEZ JAIME Sandra	ESP	2		HI	J:11 J:21 J:2 J:20 J:5
			BLUE	8	SHIMIZU Kiyou	JPN	3	X		
109	W Kata	Elimination - Pool A	RED	1	SCORDO Sandy	FRA	5	X	HI	J:19 J:15 J:13 J:7 J:17
			BLUE	4	CHMIELEWSKA Olga	POL	0			
110	W Kata	Elimination - Pool B	RED	5	HADJ SAID Manel Kamilia	ALG	0		HI	J:20 J:21 J:5 J:11 J:2
			BLUE	8	SHIMIZU Kiyou	JPN	5	X		
111	W Kata	Elimination - Pool A	RED	2	KOKUMAI Sakura	USA	5	X	HI	J:19 J:15 J:13 J:7 J:17
			BLUE	3	ANACAN Alexandra	NZL	0			
112	W Kata	Elimination - Pool B	RED	6	SANCHEZ JAIME Sandra	ESP	5	X	HI	J:20 J:21 J:5 J:11 J:2
			BLUE	7	SAYED Sarah	EGY	0			
113	W Kumite 55kg	Elimination - Pool B	RED	5	BANASCZYK Dorota	POL	5	X	PO	R:15 J:19 J:13 J:7 J:17
			BLUE	6	KNAPP Tmeika Francis	AUS	0			
114	W Kumite 55kg	Elimination - Pool A	RED	3	KUMIZAKI Valeria	BRA	1	X	PO	R:17 J:5 J:11 J:2 J:15
			BLUE	4	NOVAK Giuliana	ARG	0			
115	W Kumite 55kg	Elimination - Pool B	RED	7	THOUY Emilie	FRA	1	X	PO	R:20 J:13 J:17 J:19 J:21
			BLUE	8	WEN Tzu-Yun	TPE	0			
116	W Kumite 55kg	Elimination - Pool A	RED	1	CARDIN Sara	ITA	3	X	PO	R:11 J:2 J:5 J:7 J:20
			BLUE	3	KUMIZAKI Valeria	BRA	1			
117	W Kumite 55kg	Elimination - Pool B	RED	5	BANASCZYK Dorota	POL	0		PO	R:19 J:13 J:17 J:21 J:15
			BLUE	7	THOUY Emilie	FRA	1	X		



Results Summary

SESSION 1 - MAT B

Fight No	Event	Round	Color	Draw No	Name	NOC Code	Points	Winner	Dec.	Officials
118	W Kumite 55kg	Elimination - Pool B	RED	6	KNAPP Tmeika Francis	AUS	0		PO	R:13 J:20 J:5 J:19 J:11
			BLUE	8	WEN Tzu-Yun	TPE	8	X		
119	W Kumite 55kg	Elimination - Pool A	RED	1	CARDIN Sara	ITA	4	X	PO	R:5 J:15 J:21 J:7 J:2
			BLUE	4	NOVAK Giuliana	ARG	0			
120	W Kumite 55kg	Elimination - Pool B	RED	5	BANASCZYK Dorota	POL	0		PO	R:2 J:19 J:5 J:13 J:17
			BLUE	8	WEN Tzu-Yun	TPE	4	X		
121	W Kumite 55kg	Elimination - Pool B	RED	6	KNAPP Tmeika Francis	AUS	0		PO	R:21 J:17 J:7 J:15 J:20
			BLUE	7	THOUY Emilie	FRA	3	X		
122	M Kumite 67kg	Elimination - Pool B	RED	5	YAHIRO Tsuneari	AUS	0		PO	R:7 J:5 J:13 J:21 J:11
			BLUE	6	BENKHALED Abdelatif	ALG	1	X		
123	M Kumite 67kg	Elimination - Pool B	RED	7	THOMAS Jordan	GBR	3	X	PO	R:15 J:17 J:7 J:19 J:2
			BLUE	8	TADISSI Yves Martial	HUN	2			
124	M Kumite 67kg	Elimination - Pool A	RED	1	DACOSTA Steven	FRA	3	X	PO	R:17 J:21 J:13 J:15 J:20
			BLUE	2	FERRERAS Devis	DOM	1			
125	M Kumite 67kg	Elimination - Pool B	RED	5	YAHIRO Tsuneari	AUS	0		NO	R:20 J:17 J:7 J:11 J:5
			BLUE	7	THOMAS Jordan	GBR	0			
126	M Kumite 67kg	Elimination - Pool B	RED	6	BENKHALED Abdelatif	ALG	4	X	PO	R:11 J:20 J:21 J:19 J:2
			BLUE	8	TADISSI Yves Martial	HUN	4			
127	M Kumite 67kg	Elimination - Pool A	RED	1	DACOSTA Steven	FRA	7	X	PO	R:19 J:17 J:7 J:15 J:13
			BLUE	3	MADERA Andres	VEN	0			
128	M Kumite 67kg	Elimination - Pool B	RED	5	YAHIRO Tsuneari	AUS	0		PO	R:5 J:19 J:20 J:21 J:11
			BLUE	8	TADISSI Yves Martial	HUN	1	X		
129	M Kumite 67kg	Elimination - Pool B	RED	6	BENKHALED Abdelatif	ALG	0		PO	R:13 J:7 J:17 J:2 J:5
			BLUE	7	THOMAS Jordan	GBR	6	X		
130	M Kumite 67kg	Elimination - Pool A	RED	2	FERRERAS Devis	DOM	2	X	PO	R:2 J:20 J:11 J:15 J:13
			BLUE	3	MADERA Andres	VEN	1			
131	W Kata	Semifinals	RED	1	SCORDO Sandy	FRA	0		HI	J:20 J:5 J:17 J:19 J:13
			BLUE	6	SANCHEZ JAIME Sandra	ESP	5	X		
132	W Kata	Semifinals	RED	8	SHIMIZU Kiyou	JPN	5	X	HI	J:15 J:7 J:2 J:11 J:21
			BLUE	2	KOKUMAI Sakura	USA	0			
133	W Kumite 55kg	Semifinals	RED	1	CARDIN Sara	ITA	1		HU	R:17 J:2 J:20 J:11 J:15
			BLUE	8	WEN Tzu-Yun	TPE	0	X		
134	W Kumite 55kg	Semifinals	RED	7	THOUY Emilie	FRA	1		PO	R:15 J:7 J:13 J:19 J:17
			BLUE	3	KUMIZAKI Valeria	BRA	1	X		




Results Summary

SESSION 1 - MAT B

Fight No	Event	Round	Color	Draw No	Name	NOC Code	Points	Winner	Dec.	Officials
135	M Kumite 67kg	Semifinals	RED	1	DACOSTA Steven	FRA	5	X	PO	R:7 J:20 J:19 J:17 J:21
			BLUE	6	BENKHALED Abdelatif	ALG	2			
136	M Kumite 67kg	Semifinals	RED	7	THOMAS Jordan	GBR	8	X	HU	R:21 J:11 J:5 J:2 J:7
			BLUE	2	FERRERAS Deivis	DOM	0			

Legend:

Dec	Decision	HI	Hantei	HU	Hansoku	J	Judge
M	Men's	No	Number	NO	No Winner	PO	Points
R	Referee	W	Women's				

Timing and Results provided by  **TISSOT**



Results Summary

SESSION 2 - MAT A

Fight No	Event	Round	Color	Draw No	Name	NOC Code	Points	Winner	Dec.	Officials
1	M Kata	Bronze Medal Match	RED	5	MINH DACK Vu Duc	FRA	1		HI	J:16 J:4 J:7 J:13 J:9
			BLUE	8	DIAZ Antonio	VEN	4	X		
2	W Kata	Bronze Medal Match	RED	1	SCORDO Sandy	FRA	5	X	HI	J:21 J:8 J:6 J:5 J:19
			BLUE	2	KOKUMAI Sakura	USA	0			
3	W Kumite 50kg	Bronze Medal Match	RED	6	OZCELIK Serap	TUR	2	X	PO	R:9 J:20 J:3 J:17 J:11
			BLUE	2	NOWAKOWSKA Madgalena	POL	0			
4	W Kumite 55kg	Bronze Medal Match	RED	1	CARDIN Sara	ITA	3	X	PO	R:13 J:1 J:12 J:14 J:2
			BLUE	7	THOUY Emilie	FRA	2			
5	M Kumite 60kg	Bronze Medal Match	RED	2	SANTOS BROSE Douglas	BRA	1		HI	R:11 J:13 J:9 J:18 J:15
			BLUE	8	GOMEZ GARCIA Matias	ESP	1	X		
6	M Kumite 67kg	Bronze Medal Match	RED	6	BENKHALED Abdelatif	ALG	0		HU	R:7 J:21 J:16 J:4 J:10
			BLUE	2	FERRERAS Deivis	DOM	8	X		
7	M Kata	Gold Medal Match	RED	2	KIYUNA Ryo	JPN	5	X	HI	J:3 J:6 J:5 J:19 J:7
			BLUE	3	QUINTERO Damian	ESP	0			
8	W Kata	Gold Medal Match	RED	6	SANCHEZ JAIME Sandra	ESP	1		HI	J:1 J:12 J:11 J:17 J:20
			BLUE	8	SHIMIZU Kiyou	JPN	4	X		
9	W Kumite 50kg	Gold Medal Match	RED	1	MIYAHARA Miho	JPN	4		PO	R:4 J:13 J:9 J:2 J:8
			BLUE	8	RECCHIA Alexandra	FRA	6	X		
10	M Kumite 60kg	Gold Medal Match	RED	5	FARZALIYEV Firdosi	AZE	4	X	PO	R:16 J:10 J:15 J:18 J:14
			BLUE	1	MEHDIZADEH Amir	IRI	2			
11	W Kumite 55kg	Gold Medal Match	RED	8	WEN Tzu-Yun	TPE	0		PO	R:19 J:7 J:4 J:21 J:16
			BLUE	3	KUMIZAKI Valeria	BRA	1	X		
12	M Kumite 67kg	Gold Medal Match	RED	1	DACOSTA Steven	FRA	0	X	HI	R:5 J:20 J:6 J:3 J:19
			BLUE	7	THOMAS Jordan	GBR	0			

Legend:		HI	Hantei	HU	Hansoku	J	Judge
Dec	Decision	No	Number	PO	Points	R	Referee
M	Men's						
W	Women's						

Timing and Results provided by  TISSOT



Results Summary

SESSION 3 - MAT A

Fight No	Event	Round	Color	Draw No	Name	NOC Code	Points	Winner	Dec.	Officials
1	W Kumite 61kg	Elimination - Pool A	RED	1	GRANDE Alexandra	PER	2	X	PO	R:1 J:9 J:10 J:12 J:18
			BLUE	2	MAH Kristina	AUS	0			
2	W Kumite 61kg	Elimination - Pool B	RED	5	GRADOWSKA Justyna	POL	1		PO	R:12 J:16 J:14 J:4 J:1
			BLUE	6	IGNACE Lucie	FRA	2	X		
3	W Kumite 61kg	Elimination - Pool A	RED	1	GRANDE Alexandra	PER	0		NO	R:10 J:18 J:8 J:3 J:6
			BLUE	3	SEROGINA Anita	UKR	0			
4	W Kumite 61kg	Elimination - Pool B	RED	5	GRADOWSKA Justyna	POL	5	X	PO	R:9 J:16 J:4 J:10 J:12
			BLUE	7	SUCHANKOVA Ingrida	SVK	3			
5	W Kumite 61kg	Elimination - Pool A	RED	2	MAH Kristina	AUS	0		PO	R:4 J:8 J:1 J:14 J:9
			BLUE	3	SEROGINA Anita	UKR	5	X		
6	W Kumite 61kg	Elimination - Pool B	RED	6	IGNACE Lucie	FRA	0		PO	R:14 J:4 J:18 J:6 J:3
			BLUE	7	SUCHANKOVA Ingrida	SVK	4	X		
7	M Kumite 75kg	Elimination - Pool A	RED	1	BOGUSZEWSKI Maciej Jan	POL	1		PO	R:16 J:14 J:9 J:12 J:10
			BLUE	2	AINAZAROV Yermek	KAZ	3	X		
8	M Kumite 75kg	Elimination - Pool B	RED	5	ASIABARI Aliasghar	IRI	7	X	PO	R:6 J:4 J:8 J:1 J:16
			BLUE	6	VEREMALUA Joji	FIJ	0			
9	M Kumite 75kg	Elimination - Pool A	RED	3	HORUNA Stanislav	UKR	6	X	PO	R:3 J:14 J:9 J:18 J:6
			BLUE	4	SCOTT Thomas	USA	1			
10	M Kumite 75kg	Elimination - Pool B	RED	7	VERISSIMO Hernanit	BRA	2	X	PO	R:8 J:1 J:12 J:10 J:3
			BLUE	8	ABDEL RAHMAN Omar	EGY	0			
11	M Kumite 75kg	Elimination - Pool A	RED	1	BOGUSZEWSKI Maciej Jan	POL	0		PO	R:1 J:9 J:4 J:16 J:8
			BLUE	3	HORUNA Stanislav	UKR	6	X		
12	M Kumite 75kg	Elimination - Pool B	RED	5	ASIABARI Aliasghar	IRI	3	X	PO	R:12 J:1 J:18 J:14 J:6
			BLUE	7	VERISSIMO Hernanit	BRA	0			
13	M Kumite 75kg	Elimination - Pool A	RED	2	AINAZAROV Yermek	KAZ	0		PO	R:10 J:9 J:8 J:3 J:12
			BLUE	4	SCOTT Thomas	USA	4	X		
14	M Kumite 75kg	Elimination - Pool B	RED	6	VEREMALUA Joji	FIJ	0		PO	R:9 J:1 J:4 J:16 J:10
			BLUE	8	ABDEL RAHMAN Omar	EGY	2	X		
15	M Kumite 75kg	Elimination - Pool A	RED	1	BOGUSZEWSKI Maciej Jan	POL	1		PO	R:4 J:9 J:8 J:14 J:6
			BLUE	4	SCOTT Thomas	USA	3	X		
16	M Kumite 75kg	Elimination - Pool B	RED	5	ASIABARI Aliasghar	IRI	2	X	PO	R:14 J:4 J:3 J:12 J:18
			BLUE	8	ABDEL RAHMAN Omar	EGY	0			
17	M Kumite 75kg	Elimination - Pool A	RED	2	AINAZAROV Yermek	KAZ	0		PO	R:16 J:6 J:8 J:10 J:1
			BLUE	3	HORUNA Stanislav	UKR	4	X		



Results Summary

SESSION 3 - MAT A

Fight No	Event	Round	Color	Draw No	Name	NOC Code	Points	Winner	Dec.	Officials
18	M Kumite 75kg	Elimination - Pool B	RED	6	VEREMALUA Joji	FIJ	0		PO	R:6 J:4 J:14 J:9 J:16
			BLUE	7	VERISSIMO Hernanit	BRA	3	X		
19	W Kumite +68kg	Elimination - Pool A	RED	1	TATAROVA Dominika	SVK	0		PO	R:3 J:6 J:8 J:18 J:12
			BLUE	2	RODRIGUES Isabela	BRA	4	X		
20	W Kumite +68kg	Elimination - Pool B	RED	5	PRZADKA Berenika	POL	0		PO	R:8 J:4 J:10 J:1 J:3
			BLUE	6	UEKUSA Ayumi	JPN	1	X		
21	W Kumite +68kg	Elimination - Pool A	RED	1	TATAROVA Dominika	SVK	1		PO	R:1 J:8 J:16 J:14 J:9
			BLUE	3	ABBASALI Hamideh	IRI	2	X		
22	W Kumite +68kg	Elimination - Pool B	RED	5	PRZADKA Berenika	POL	1		PO	R:12 J:4 J:1 J:3 J:6
			BLUE	7	FLORENTIN Anne Laure	FRA	3	X		
23	W Kumite +68kg	Elimination - Pool A	RED	2	RODRIGUES Isabela	BRA	0		PO	R:10 J:8 J:9 J:18 J:12
			BLUE	3	ABBASALI Hamideh	IRI	4	X		
24	W Kumite +68kg	Elimination - Pool B	RED	6	UEKUSA Ayumi	JPN	3	X	PO	R:9 J:4 J:1 J:3 J:16
			BLUE	7	FLORENTIN Anne Laure	FRA	0			
25	W Kumite 61kg	Semifinals	RED	3	SEROGINA Anita	UKR	2	X	PO	R:3 J:14 J:10 J:8 J:9
			BLUE	5	GRADOWSKA Justyna	POL	0			
26	W Kumite 61kg	Semifinals	RED	7	SUCHANKOVA Ingrida	SVK	3		PO	R:9 J:6 J:12 J:18 J:3
			BLUE	1	GRANDE Alexandra	PER	5	X		
27	M Kumite 75kg	Semifinals	RED	3	HORUNA Stanislav	UKR	4	X	PO	R:10 J:14 J:12 J:8 J:4
			BLUE	7	VERISSIMO Hernanit	BRA	1			
28	M Kumite 75kg	Semifinals	RED	5	ASIABARI Aliasghar	IRI	9	X	PO	R:4 J:1 J:9 J:6 J:10
			BLUE	4	SCOTT Thomas	USA	0			
29	W Kumite +68kg	Semifinals	RED	3	ABBASALI Hamideh	IRI	5	X	PO	R:9 J:4 J:12 J:6 J:8
			BLUE	7	FLORENTIN Anne Laure	FRA	1			
30	W Kumite +68kg	Semifinals	RED	6	UEKUSA Ayumi	JPN	0	X	HI	R:8 J:16 J:3 J:10 J:9
			BLUE	2	RODRIGUES Isabela	BRA	0			



Results Summary

SESSION 3 - MAT B

Fight No	Event	Round	Color	Draw No	Name	NOC Code	Points	Winner	Dec.	Officials
101	W Kumite 68kg	Elimination - Pool A	RED	1	RAKOVIC Marina	MNE	1	X	PO	R:15 J:11 J:20 J:5 J:17
			BLUE	2	QUIRICI Elena	SUI	0			
102	W Kumite 68kg	Elimination - Pool B	RED	5	WARDA Kamila	POL	0		PO	R:17 J:2 J:13 J:19 J:15
			BLUE	6	BUCHINGER Alisa Theresa	AUT	5	X		
103	W Kumite 68kg	Elimination - Pool A	RED	3	SOMEYA Kayo	JPN	1	X	PO	R:5 J:17 J:11 J:7 J:21
			BLUE	4	PEDERSEN Katrine	DEN	0			
104	W Kumite 68kg	Elimination - Pool B	RED	7	MATOUB Lamya	ALG	3	X	PO	R:20 J:19 J:2 J:13 J:5
			BLUE	8	THOMASON Amy	NZL	0			
105	W Kumite 68kg	Elimination - Pool A	RED	1	RAKOVIC Marina	MNE	0		NO	R:11 J:17 J:21 J:15 J:20
			BLUE	3	SOMEYA Kayo	JPN	0			
106	W Kumite 68kg	Elimination - Pool B	RED	5	WARDA Kamila	POL	0		PO	R:19 J:2 J:13 J:7 J:11
			BLUE	7	MATOUB Lamya	ALG	3	X		
107	W Kumite 68kg	Elimination - Pool A	RED	2	QUIRICI Elena	SUI	1		PO	R:13 J:17 J:21 J:5 J:19
			BLUE	4	PEDERSEN Katrine	DEN	3	X		
108	W Kumite 68kg	Elimination - Pool B	RED	6	BUCHINGER Alisa Theresa	AUT	2	X	PO	R:2 J:11 J:13 J:15 J:20
			BLUE	8	THOMASON Amy	NZL	0			
109	W Kumite 68kg	Elimination - Pool A	RED	1	RAKOVIC Marina	MNE	2		PO	R:21 J:17 J:19 J:7 J:2
			BLUE	4	PEDERSEN Katrine	DEN	2	X		
110	W Kumite 68kg	Elimination - Pool B	RED	5	WARDA Kamila	POL	7	X	PO	R:7 J:11 J:13 J:5 J:21
			BLUE	8	THOMASON Amy	NZL	4			
111	W Kumite 68kg	Elimination - Pool A	RED	2	QUIRICI Elena	SUI	0		NO	R:15 J:17 J:19 J:2 J:20
			BLUE	3	SOMEYA Kayo	JPN	0			
112	W Kumite 68kg	Elimination - Pool B	RED	6	BUCHINGER Alisa Theresa	AUT	0		NO	R:17 J:11 J:13 J:7 J:15
			BLUE	7	MATOUB Lamya	ALG	0			
113	M Kumite 84kg	Elimination - Pool A	RED	1	ARKANIA Gogita	GEO	0		PO	R:5 J:2 J:19 J:20 J:21
			BLUE	2	POORSHAB Zabiollah	IRI	3	X		
114	M Kumite 84kg	Elimination - Pool B	RED	5	PEREZ Jorge	DOM	1		NO	R:20 J:7 J:13 J:17 J:5
			BLUE	6	WARDA Kamil	POL	1			
115	M Kumite 84kg	Elimination - Pool A	RED	3	POGNON Kevyn	FRA	2		PO	R:13 J:2 J:20 J:21 J:15
			BLUE	4	AKTAS Ugur	TUR	5	X		
116	M Kumite 84kg	Elimination - Pool B	RED	7	ARAGA Ryutaro	JPN	0		NO	R:11 J:7 J:13 J:5 J:19
			BLUE	8	MAMAYEV Aykhan	AZE	0			
117	M Kumite 84kg	Elimination - Pool A	RED	1	ARKANIA Gogita	GEO	6	X	PO	R:19 J:2 J:20 J:21 J:17
			BLUE	3	POGNON Kevyn	FRA	0			



Results Summary

SESSION 3 - MAT B

Fight No	Event	Round	Color	Draw No	Name	NOC Code	Points	Winner	Dec.	Officials
118	M Kumite 84kg	Elimination - Pool B	RED	5	PEREZ Jorge	DOM	0		PO	R:2 J:13 J:5 J:15 J:11
			BLUE	7	ARAGA Ryutaro	JPN	4	X		
119	M Kumite 84kg	Elimination - Pool A	RED	2	POORSHAB Zabiollah	IRI	1	X	PO	R:21 J:17 J:2 J:20 J:7
			BLUE	4	AKTAS Ugur	TUR	0			
120	M Kumite 84kg	Elimination - Pool B	RED	6	WARDA Kamil	POL	1	X	PO	R:7 J:15 J:11 J:21 J:19
			BLUE	8	MAMAYEV Aykhan	AZE	0			
121	M Kumite 84kg	Elimination - Pool A	RED	1	ARKANIA Gogita	GEO	0		PO	R:15 J:7 J:2 J:5 J:13
			BLUE	4	AKTAS Ugur	TUR	1	X		
122	M Kumite 84kg	Elimination - Pool B	RED	5	PEREZ Jorge	DOM	3		PO	R:17 J:15 J:21 J:11 J:20
			BLUE	8	MAMAYEV Aykhan	AZE	6	X		
123	M Kumite 84kg	Elimination - Pool A	RED	2	POORSHAB Zabiollah	IRI	2	X	PO	R:5 J:7 J:13 J:19 J:17
			BLUE	3	POGNON Kevyn	FRA	0			
124	M Kumite 84kg	Elimination - Pool B	RED	6	WARDA Kamil	POL	0		PO	R:20 J:15 J:21 J:2 J:5
			BLUE	7	ARAGA Ryutaro	JPN	4	X		
125	M Kumite +84kg	Elimination - Pool A	RED	1	GANJZADEH Sajad	IRI	4		PO	R:13 J:17 J:19 J:11 J:20
			BLUE	2	KAGAWA Hideyoshi	JPN	4	X		
126	M Kumite +84kg	Elimination - Pool B	RED	5	GUILLEM Kenny	FRA	0		PO	R:19 J:15 J:21 J:7 J:13
			BLUE	6	BABOS Michal	POL	3	X		
127	M Kumite +84kg	Elimination - Pool A	RED	3	ROJAS Rodrigo	CHI	0		HU	R:11 J:20 J:19 J:2 J:5
			BLUE	4	HORNE Jonathan	GER	8	X		
128	M Kumite +84kg	Elimination - Pool B	RED	7	KVESIC Andjelo	CRO	3		PO	R:2 J:15 J:21 J:11 J:17
			BLUE	8	OUCHEN Achraf	MAR	5	X		
129	M Kumite +84kg	Elimination - Pool A	RED	1	GANJZADEH Sajad	IRI	4	X	PO	R:21 J:20 J:5 J:7 J:13
			BLUE	3	ROJAS Rodrigo	CHI	3			
130	M Kumite +84kg	Elimination - Pool B	RED	5	GUILLEM Kenny	FRA	0		PO	R:7 J:17 J:21 J:19 J:2
			BLUE	7	KVESIC Andjelo	CRO	3	X		
131	M Kumite +84kg	Elimination - Pool A	RED	2	KAGAWA Hideyoshi	JPN	1	X	PO	R:15 J:20 J:5 J:7 J:11
			BLUE	4	HORNE Jonathan	GER	0			
132	M Kumite +84kg	Elimination - Pool B	RED	6	BABOS Michal	POL	7	X	PO	R:17 J:2 J:21 J:13 J:15
			BLUE	8	OUCHEN Achraf	MAR	6			
133	M Kumite +84kg	Elimination - Pool A	RED	1	GANJZADEH Sajad	IRI	8	X	HU	R:5 J:20 J:7 J:19 J:17
			BLUE	4	HORNE Jonathan	GER	0			
134	M Kumite +84kg	Elimination - Pool B	RED	5	GUILLEM Kenny	FRA	4		PO	R:20 J:21 J:15 J:2 J:5
			BLUE	8	OUCHEN Achraf	MAR	9	X		



Results Summary

SESSION 3 - MAT B

Fight No	Event	Round	Color	Draw No	Name	NOC Code	Points	Winner	Dec.	Officials
135	M Kumite +84kg	Elimination - Pool A	RED	2	KAGAWA Hideyoshi	JPN	0		HU	R:13 J:20 J:17 J:19 J:11
			BLUE	3	ROJAS Rodrigo	CHI	8	X		
136	M Kumite +84kg	Elimination - Pool B	RED	6	BABOS Michal	POL	1		PO	R:19 J:15 J:2 J:7 J:13
			BLUE	7	KVESIC Andjelo	CRO	2	X		
137	W Kumite 68kg	Semifinals	RED	3	SOMEYA Kayo	JPN	1		PO	R:19 J:13 J:2 J:11 J:20
			BLUE	7	MATOUB Lamyia	ALG	2	X		
138	W Kumite 68kg	Semifinals	RED	6	BUCHINGER Alisa Theresa	AUT	4	X	PO	R:20 J:7 J:17 J:21 J:19
			BLUE	4	PEDERSEN Katrine	DEN	0			
139	M Kumite 84kg	Semifinals	RED	2	POORSHAB Zabiollah	IRI	7	X	PO	R:15 J:7 J:19 J:11 J:5
			BLUE	6	WARDA Kamil	POL	0			
140	M Kumite 84kg	Semifinals	RED	7	ARAGA Ryutaro	JPN	6	X	PO	R:5 J:17 J:20 J:21 J:15
			BLUE	4	AKTAS Ugur	TUR	1			
141	M Kumite +84kg	Semifinals	RED	2	KAGAWA Hideyoshi	JPN	7	X	PO	R:2 J:5 J:7 J:17 J:21
			BLUE	6	BABOS Michal	POL	4			
142	M Kumite +84kg	Semifinals	RED	8	OUCHEN Achraf	MAR	2		PO	R:21 J:15 J:13 J:11 J:2
			BLUE	1	GANJZADEH Sajad	IRI	3	X		

Legend:

Dec	Decision	HI	Hantei	HU	Hansoku	J	Judge
M	Men's	No	Number	NO	No Winner	PO	Points
R	Referee	W	Women's				

Timing and Results provided by  **TISSOT**



Results Summary

SESSION 4 - MAT A

Fight No	Event	Round	Color	Draw No	Name	NOC Code	Points	Winner	Dec.	Officials
1	W Kumite 61kg	Bronze Medal Match	RED	5	GRADOWSKA Justyna	POL	0		PO	R:3 J:17 J:14 J:8 J:16
			BLUE	7	SUCHANKOVA Ingrida	SVK	2	X		
2	W Kumite 68kg	Bronze Medal Match	RED	3	SOMEYA Kayo	JPN	3	X	PO	R:16 J:6 J:18 J:9 J:3
			BLUE	4	PEDERSEN Katrine	DEN	0			
3	W Kumite +68kg	Bronze Medal Match	RED	7	FLORENTIN Anne Laure	FRA	2	X	PO	R:8 J:5 J:21 J:19 J:2
			BLUE	2	RODRIGUES Isabela	BRA	0			
4	M Kumite 75kg	Bronze Medal Match	RED	7	VERISSIMO Hernanit	BRA	2	X	PO	R:14 J:11 J:15 J:12 J:1
			BLUE	4	SCOTT Thomas	USA	0			
5	M Kumite 84kg	Bronze Medal Match	RED	6	WARDA Kamil	POL	1		PO	R:17 J:20 J:13 J:4 J:10
			BLUE	4	AKTAS Ugur	TUR	6	X		
6	M Kumite +84kg	Bronze Medal Match	RED	6	BABOS Michal	POL	8	X	HU	R:9 J:17 J:14 J:8 J:7
			BLUE	8	OUCHEN Achraf	MAR	0			
7	W Kumite 61kg	Gold Medal Match	RED	3	SEROGINA Anita	UKR	0		PO	R:2 J:9 J:18 J:6 J:16
			BLUE	1	GRANDE Alexandra	PER	2	X		
8	M Kumite 75kg	Gold Medal Match	RED	3	HORUNA Stanislav	UKR	4	X	PO	R:6 J:19 J:5 J:21 J:3
			BLUE	5	ASIABARI Aliasghar	IRI	2			
9	W Kumite 68kg	Gold Medal Match	RED	7	MATOUB Lamyia	ALG	0	X	HI	R:19 J:15 J:12 J:11 J:2
			BLUE	6	BUCHINGER Alisa Theresa	AUT	0			
10	M Kumite 84kg	Gold Medal Match	RED	2	POORSHAB Zabiollah	IRI	2	X	PO	R:21 J:10 J:13 J:4 J:1
			BLUE	7	ARAGA Ryutaro	JPN	1			
11	W Kumite +68kg	Gold Medal Match	RED	3	ABBASALI Hamideh	IRI	0		HI	R:5 J:7 J:17 J:8 J:20
			BLUE	6	UEKUSA Ayumi	JPN	0	X		
12	M Kumite +84kg	Gold Medal Match	RED	2	KAGAWA Hideyoshi	JPN	6	X	PO	R:1 J:6 J:9 J:16 J:18
			BLUE	1	GANJZADEH Sajad	IRI	5			

Legend:		HI	Hantei	HU	Hansoku	J	Judge
Dec	Decision	No	Number	PO	Points	R	Referee
M	Men's						
W	Women's						

Timing and Results provided by  TISSOT



Medallists by Event

As of WED 26 JUL 2017

After 12 of 12 Events

Event Name	Date	Medal	Name	NOC Code
Men's Kumite 75kg	WED 26 JUL	GOLD	HORUNA Stanislav	UKR
		SILVER	ASIABARI Aliasghar	IRI
		BRONZE	VERISSIMO Hernanit	BRA
Men's Kumite 84kg	WED 26 JUL	GOLD	POORSHAB Zabiollah	IRI
		SILVER	ARAGA Ryutaro	JPN
		BRONZE	AKTAS Ugur	TUR
Men's Kumite +84kg	WED 26 JUL	GOLD	KAGAWA Hideyoshi	JPN
		SILVER	GANJZADEH Sajad	IRI
		BRONZE	BABOS Michal	POL
Women's Kumite 61kg	WED 26 JUL	GOLD	GRANDE Alexandra	PER
		SILVER	SEROGINA Anita	UKR
		BRONZE	SUCHANKOVA Ingrida	SVK
Women's Kumite 68kg	WED 26 JUL	GOLD	MATOUB Lamya	ALG
		SILVER	BUCHINGER Alisa Theresa	AUT
		BRONZE	SOMEYA Kayo	JPN
Women's Kumite +68kg	WED 26 JUL	GOLD	UEKUSA Ayumi	JPN
		SILVER	ABBASALI Hamideh	IRI
		BRONZE	FLORENTIN Anne Laure	FRA
Men's Kumite 60kg	TUE 25 JUL	GOLD	FARZALIYEV Firdosi	AZE
		SILVER	MEHDIZADEH Amir	IRI
		BRONZE	GOMEZ GARCIA Matias	ESP
Men's Kumite 67kg	TUE 25 JUL	GOLD	DACOSTA Steven	FRA
		SILVER	THOMAS Jordan	GBR
		BRONZE	FERRERAS Deivis	DOM
Women's Kumite 50kg	TUE 25 JUL	GOLD	RECCHIA Alexandra	FRA
		SILVER	MIYAHARA Miho	JPN
		BRONZE	OZCELIK Serap	TUR
Women's Kumite 55kg	TUE 25 JUL	GOLD	KUMIZAKI Valeria	BRA
		SILVER	WEN Tzu-Yun	TPE
		BRONZE	CARDIN Sara	ITA
Men's Kata	TUE 25 JUL	GOLD	KIYUNA Ryo	JPN
		SILVER	QUINTERO Damian	ESP
		BRONZE	DIAZ Antonio	VEN
Women's Kata	TUE 25 JUL	GOLD	SHIMIZU Kiyou	JPN
		SILVER	SANCHEZ JAIME Sandra	ESP
		BRONZE	SCORDO Sandy	FRA



Medal Standings


As of WED 26 JUL 2017

After 12 of 12 Events

Rank	NOC	Men				Women				Total				Rank by Total
		G	S	B	Tot	G	S	B	Tot	G	S	B	Tot	
1	JPN - Japan	2	1		3	2	1	1	4	4	2	1	7	1
2	FRA - France	1			1	1		2	3	2		2	4	3
3	IRI - Islamic Republic of Iran	1	3		4		1		1	1	4		5	2
4	UKR - Ukraine	1			1		1		1	1	1		2	=5
5	BRA - Brazil			1	1	1			1	1		1	2	=5
6	ALG - Algeria					1			1	1			1	=8
6	AZE - Azerbaijan	1			1					1			1	=8
6	PER - Peru					1			1	1			1	=8
9	ESP - Spain		1	1	2		1		1		2	1	3	4
10	AUT - Austria						1		1		1		1	=8
10	GBR - Great Britain		1		1						1		1	=8
10	TPE - Chinese Taipei						1		1		1		1	=8
13	TUR - Turkey			1	1			1	1			2	2	=5
14	DOM - Dominican Republic			1	1							1	1	=8
14	ITA - Italy							1	1			1	1	=8
14	POL - Poland			1	1							1	1	=8
14	SVK - Slovakia							1	1			1	1	=8
14	VEN - Venezuela				1	1						1	1	=8
	Total:	6	6	6	18	6	6	6	18	12	12	12	36	

Legend:

= Equal sign indicates that two or more NOCs share the same rank by total **B** Bronze **G** Gold **S** Silver **Tot** Total

Timing and Results provided by  **TISSOT**

RESULTS BOOK



Karate Women's Kumite 50kg



THE WORLD GAMES
WROCLAW 2017

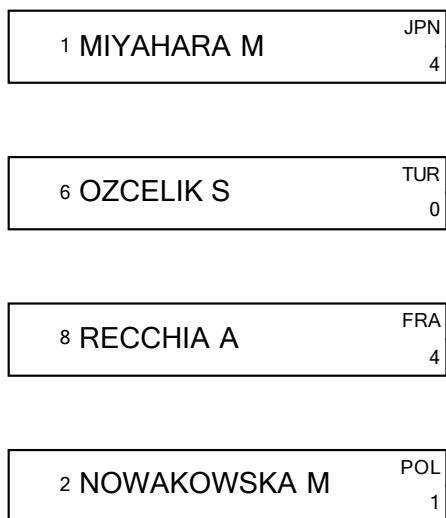
T+TISSOT



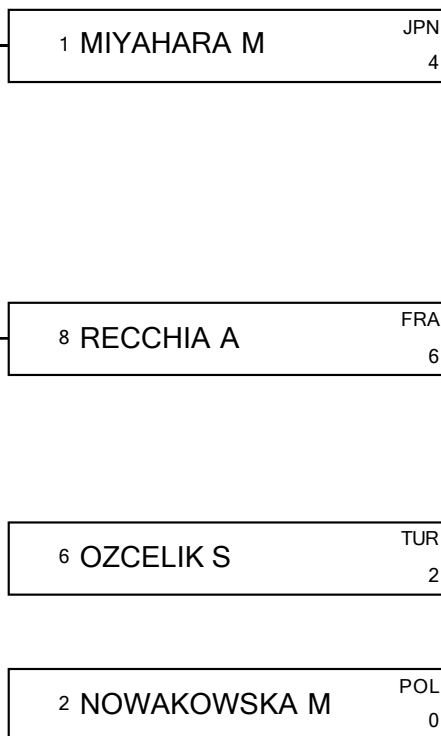
Brackets

As of TUE 25 JUL 2017

Semifinals



Finals



MEDALLISTS

Gold	RECCHIA Alexandra	FRA
Silver	MIYAHARA Miho	JPN
Bronze	OZCELIK Serap	TUR



Round Robin Summary

As of TUE 25 JUL 2017

Elimination - Pool A


Rank	NOC Code	Name	A	B	C	D	Fights	Won	Tied	Lost	Points	Points For	Points Against	Remark
1	JPN	A MIYAHARA Miho	-	6	2	8	3	3	0	0	6	16	3	Q
2	POL	B NOWAKOWSKA Madgalena	3	-	2	2	3	2	0	1	4	7	6	Q
3	ALG	C BESBES Lydia	0	0	-	1	3	1	0	2	2	1	4	
4	AUS	D ALEXIADIS Maria	0	0	0	-	3	0	0	3	0	0	11	

Elimination - Pool B

Rank	NOC Code	Name	A	B	C	D	Fights	Won	Tied	Lost	Points	Points For	Points Against	Remark
1	FRA	A RECCHIA Alexandra	-	0	1	1	3	2	1	0	5	2	0	Q
2	TUR	B OZCELIK Serap	0	-	2	0	3	1	2	0	4	2	0	Q
3	AUT	C PLANK Bettina	0	0	-	1	3	1	0	2	2	1	3	
4	UKR	D KRYVA Kateryna	0	0	0	-	3	0	1	2	1	0	2	

Legend:

Q Qualified

Timing and Results provided by  **TISSOT**



Tournament Summary

As of TUE 25 JUL 2017

Elimination - Pool A

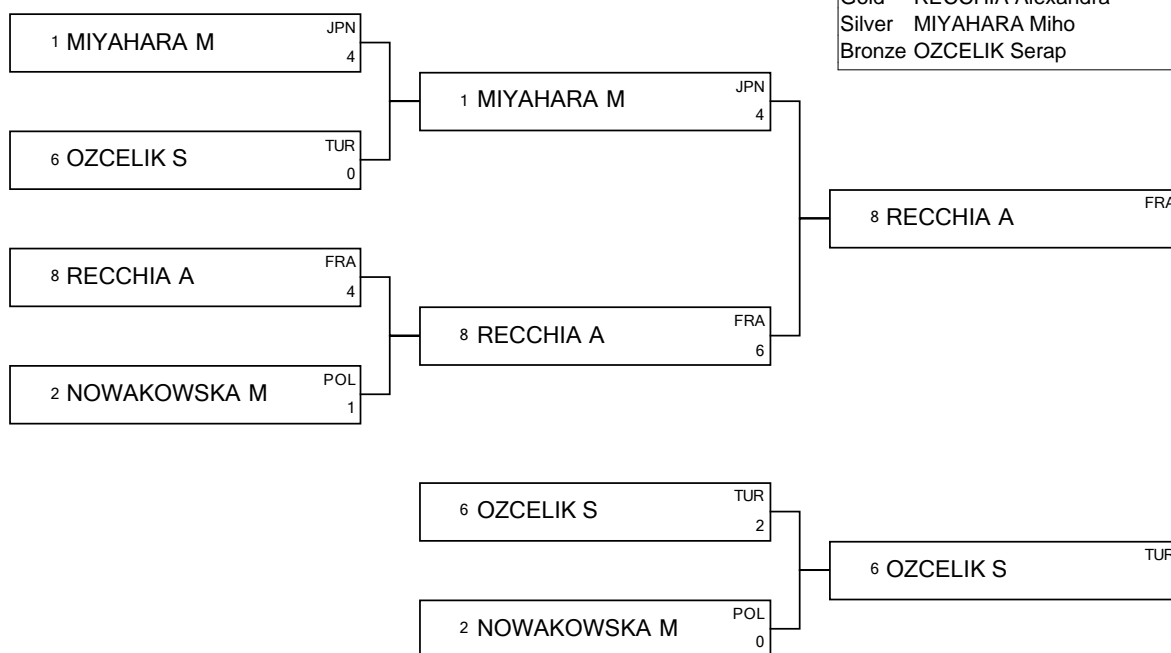
Rank	NOC Code	Name	A	B	C	D	Fights	Won	Tied	Lost	Points	Points For	Points Against	Remark
1	JPN	A MIYAHARA Miho	-	6	2	8	3	3	0	0	6	16	3	Q
2	POL	B NOWAKOWSKA Madgalena	3	-	2	2	3	2	0	1	4	7	6	Q
3	ALG	C BESBES Lydia	0	0	-	1	3	1	0	2	2	1	4	
4	AUS	D ALEXIADIS Maria	0	0	0	-	3	0	0	3	0	0	11	

Elimination - Pool B

Rank	NOC Code	Name	A	B	C	D	Fights	Won	Tied	Lost	Points	Points For	Points Against	Remark
1	FRA	A RECCHIA Alexandra	-	0	1	1	3	2	1	0	5	2	0	Q
2	TUR	B OZCELIK Serap	0	-	2	0	3	1	2	0	4	2	0	Q
3	AUT	C PLANK Bettina	0	0	-	1	3	1	0	2	2	1	3	
4	UKR	D KRYVA Kateryna	0	0	0	-	3	0	1	2	1	0	2	

Semifinals

Finals



MEDALLISTS

Gold	RECCHIA Alexandra	FRA
Silver	MIYAHARA Miho	JPN
Bronze	OZCELIK Serap	TUR



Medallists

As of TUE 25 JUL 2017

Medal	Name	NOC
GOLD	RECCHIA Alexandra	FRA - France
SILVER	MIYAHARA Miho	JPN - Japan
BRONZE	OZCELIK Serap	TUR - Turkey



Result List

MATCH NUMBER 3 - MAT A

OZCELIK Serap 2 - 0 NOWAKOWSKA Madgalena
Won by Points

Color	Name	NOC Code	YU	WA	IP	Points	Category 1				Category 2				Winner
							W	K	HC	H	C	K	HC	H	
Red	OZCELIK Serap	TUR	2			2					X	X			X
Blue	NOWAKOWSKA Madgalena	POL				0					X				

Officials

Name	Function
HEINONEN Pirkko Marika (FIN)	Referee
MADANI Fariba (USA)	Judge 1
PANOSSIAN Dion Sarkis (AUS)	Judge 2
HAMARA Robert (NOR)	Judge 3
PUVELAND Herve (FRA)	Judge 4

Legend:							
C	Chukoku	H	Hansoku	HC	Hansoku Chui	IP	Ippon
K	Keikoku	W	Warning	WA	Waza-ari	YU	Yuko

Timing and Results provided by  TISSOT



Result List

MATCH NUMBER 9 - MAT A


MIYAHARA Miho 4 - 6 RECCHIA Alexandra
Won by Points

Color	Name	NOC Code	YU	WA	IP	Points	Category 1				Category 2				Winner
							W	K	HC	H	C	K	HC	H	
Red	MIYAHARA Miho	JPN	1		1	4							X		
Blue	RECCHIA Alexandra	FRA	3		1	6				X	X	X			X

Officials

Name	Function
WIESBOCK Alois (AUT)	Referee
MOLNAR Tamas (HUN)	Judge 1
HEINONEN Pirkko Marika (FIN)	Judge 2
TRAN Nghia (AUS)	Judge 3
VELASCO LOPEZ Juan Antonio (ESP)	Judge 4

Legend:							
C	Chukoku	H	Hansoku	HC	Hansoku Chui	IP	Ippon
K	Keikoku	W	Warning	WA	Waza-ari	YU	Yuko

Timing and Results provided by  TISSOT



Result List

MATCH NUMBER 39 - MAT A


MIYAHARA Miho 4 - 0 OZCELIK Serap
Won by Points

Color	Name	NOC Code	YU	WA	IP	Points	Category 1				Category 2				Winner
							W	K	HC	H	C	K	HC	H	
Red	MIYAHARA Miho	JPN	1		1	4					X	X	X		X
Blue	OZCELIK Serap	TUR				0					X	X	X		

Officials

Name	Function
HAMOUTI Rabah (ALG)	Referee
ABRIL Monica (ECU)	Judge 1
VELASCO LOPEZ Juan Antonio (ESP)	Judge 2
ORTEGA Raphael (FRA)	Judge 3
METYOUT Zitouni (MAR)	Judge 4

Legend:							
C	Chukoku	H	Hansoku	HC	Hansoku Chui	IP	Ippon
K	Keikoku	W	Warning	WA	Waza-ari	YU	Yuko

Timing and Results provided by  TISSOT



Result List

MATCH NUMBER 40 - MAT A


RECCHIA Alexandra 4 - 1 NOWAKOWSKA Madgalena
Won by Points

Color	Name	NOC Code	YU	WA	IP	Points	Category 1				Category 2				Winner
							W	K	HC	H	C	K	HC	H	
Red	RECCHIA Alexandra	FRA	4			4					X		X		X
Blue	NOWAKOWSKA Madgalena	POL	1			1					X	X			

Officials

Name	Function
METYOUT Zitouni (MAR)	Referee
ABDALLA ROMERO Guido Francisco (GUA)	Judge 1
TAKAHASHI Kazuo (JPN)	Judge 2
PANOSSIAN Dion Sarkis (AUS)	Judge 3
HAMOUTI Rabah (ALG)	Judge 4

Legend:							
C	Chukoku	H	Hansoku	HC	Hansoku Chui	IP	Ippon
K	Keikoku	W	Warning	WA	Waza-ari	YU	Yuko

Timing and Results provided by  TISSOT



Result List

MATCH NUMBER 14 - MAT A


KRYVA Kateryna 0 - 0 OZCELIK Serap
No Winner

Color	Name	NOC Code	YU	WA	IP	Points	Category 1				Category 2				Winner
							W	K	HC	H	C	K	HC	H	
Red	KRYVA Kateryna	UKR				0					X	X			
Blue	OZCELIK Serap	TUR				0					X	X			

Officials

Name	Function
ORTEGA Raphael (FRA)	Referee
WIESBOCK Alois (AUT)	Judge 1
VELASCO LOPEZ Juan Antonio (ESP)	Judge 2
METYOUT Zitouni (MAR)	Judge 3
LEWANDOWSKI Jaroslaw (POL)	Judge 4

Legend:							
C	Chukoku	H	Hansoku	HC	Hansoku Chui	IP	Ippon
K	Keikoku	W	Warning	WA	Waza-ari	YU	Yuko

Timing and Results provided by  TISSOT



Result List

MATCH NUMBER 16 - MAT A

PLANK Bettina 0 - 1 RECCHIA Alexandra
Won by Points

Color	Name	NOC Code	YU	WA	IP	Points	Category 1				Category 2				Winner
							W	K	HC	H	C	K	HC	H	
Red	PLANK Bettina	AUT				0					X	X	X		
Blue	RECCHIA Alexandra	FRA	1			1					X		X		X

Officials

Name	Function
VELASCO LOPEZ Juan Antonio (ESP)	Referee
METYOUT Zitouni (MAR)	Judge 1
HAMOUTI Rabah (ALG)	Judge 2
ABDALLA ROMERO Guido Francisco (GUA)	Judge 3
PANOSSIAN Dion Sarkis (AUS)	Judge 4

Legend:							
C	Chukoku	H	Hansoku	HC	Hansoku Chui	IP	Ippon
K	Keikoku	W	Warning	WA	Waza-ari	YU	Yuko

Timing and Results provided by  TISSOT



Result List

MATCH NUMBER 18 - MAT A


KRYVA Kateryna 0 - 1 PLANK Bettina
Won by Points

Color	Name	NOC Code	YU	WA	IP	Points	Category 1				Category 2				Winner
							W	K	HC	H	C	K	HC	H	
Red	KRYVA Kateryna	UKR				0					X				
Blue	PLANK Bettina	AUT	1			1					X	X			X

Officials

Name	Function
ABRIL Monica (ECU)	Referee
METYOUT Zitouni (MAR)	Judge 1
ABDALLA ROMERO Guido Francisco (GUA)	Judge 2
TAKAHASHI Kazuo (JPN)	Judge 3
ORTEGA Raphael (FRA)	Judge 4

Legend:	
C Chukoku	H Hansoku
K Keikoku	W Warning
HC Hansoku Chui	IP Ippon
WA Waza-ari	YU Yuko

Timing and Results provided by  **TISSOT**



Result List

MATCH NUMBER 20 - MAT A


OZCELIK Serap 0 - 0 RECCHIA Alexandra
No Winner

Color	Name	NOC Code	YU	WA	IP	Points	Category 1				Category 2				Winner
							W	K	HC	H	C	K	HC	H	
Red	OZCELIK Serap	TUR				0					X	X			
Blue	RECCHIA Alexandra	FRA				0					X	X			

Officials

Name	Function
TAKAHASHI Kazuo (JPN)	Referee
ABDALLA ROMERO Guido Francisco (GUA)	Judge 1
LEWANDOWSKI Jaroslaw (POL)	Judge 2
WIESBOCK Alois (AUT)	Judge 3
PANOSSIAN Dion Sarkis (AUS)	Judge 4

Legend:							
C	Chukoku	H	Hansoku	HC	Hansoku Chui	IP	Ippon
K	Keikoku	W	Warning	WA	Waza-ari	YU	Yuko

Timing and Results provided by  **TISSOT**



Result List

MATCH NUMBER 22 - MAT A


KRYVA Kateryna 0 - 1 RECCHIA Alexandra
Won by Points

Color	Name	NOC Code	YU	WA	IP	Points	Category 1				Category 2				Winner
							W	K	HC	H	C	K	HC	H	
Red	KRYVA Kateryna	UKR				0					X				
Blue	RECCHIA Alexandra	FRA	1			1				X	X				X

Officials

Name	Function
HEINONEN Pirkko Marika (FIN)	Referee
ABDALLA ROMERO Guido Francisco (GUA)	Judge 1
ABRIL Monica (ECU)	Judge 2
HAMOUTI Rabah (ALG)	Judge 3
TAKAHASHI Kazuo (JPN)	Judge 4

Legend:							
C	Chukoku	H	Hansoku	HC	Hansoku Chui	IP	Ippon
K	Keikoku	W	Warning	WA	Waza-ari	YU	Yuko

Timing and Results provided by  TISSOT



Result List

MATCH NUMBER 24 - MAT A


OZCELIK Serap 2 - 0 PLANK Bettina
Won by Points

Color	Name	NOC Code	YU	WA	IP	Points	Category 1				Category 2				Winner
							W	K	HC	H	C	K	HC	H	
Red	OZCELIK Serap	TUR	2			2					X	X			X
Blue	PLANK Bettina	AUT				0					X	X			

Officials

Name	Function
ORTEGA Raphael (FRA)	Referee
HAMOUTI Rabah (ALG)	Judge 1
ABDALLA ROMERO Guido Francisco (GUA)	Judge 2
PANOSSIAN Dion Sarkis (AUS)	Judge 3
LEWANDOWSKI Jaroslaw (POL)	Judge 4

Legend:							
C	Chukoku	H	Hansoku	HC	Hansoku Chui	IP	Ippon
K	Keikoku	W	Warning	WA	Waza-ari	YU	Yuko

Timing and Results provided by  TISSOT



Result List

MATCH NUMBER 13 - MAT A

MIYAHARA Miho 6 - 3 NOWAKOWSKA Madgalena
Won by Points


Color	Name	NOC Code	YU	WA	IP	Points	Category 1				Category 2				Winner	
							W	K	HC	H	C	K	HC	H		
Red	MIYAHARA Miho	JPN	3		1	6										X
Blue	NOWAKOWSKA Madgalena	POL			1	3						X				

Officials

Name	Function
PANOSSIAN Dion Sarkis (AUS)	Referee
ORTEGA Raphael (FRA)	Judge 1
HAMOUTI Rabah (ALG)	Judge 2
HEINONEN Pirkko Marika (FIN)	Judge 3
ABDALLA ROMERO Guido Francisco (GUA)	Judge 4

Legend:

C	Chukoku	H	Hansoku	HC	Hansoku Chui	IP	Ippon
K	Keikoku	W	Warning	WA	Waza-ari	YU	Yuko

Timing and Results provided by  TISSOT



Result List

MATCH NUMBER 15 - MAT A

BESBES Lydia 1 - 0 ALEXIADIS Maria
Won by Points


Color	Name	NOC Code	YU	WA	IP	Points	Category 1				Category 2				Winner
							W	K	HC	H	C	K	HC	H	
Red	BESBES Lydia	ALG	1			1					X	X	X		X
Blue	ALEXIADIS Maria	AUS				0					X	X			

Officials

Name	Function
ABDALLA ROMERO Guido Francisco (GUA)	Referee
ORTEGA Raphael (FRA)	Judge 1
HEINONEN Pirkko Marika (FIN)	Judge 2
TAKAHASHI Kazuo (JPN)	Judge 3
ABRIL Monica (ECU)	Judge 4

Legend:

C	Chukoku	H	Hansoku	HC	Hansoku Chui	IP	Ippon
K	Keikoku	W	Warning	WA	Waza-ari	YU	Yuko

Timing and Results provided by  TISSOT



Result List

MATCH NUMBER 17 - MAT A


MIYAHARA Miho 2 - 0 BESBES Lydia
Won by Points

Color	Name	NOC Code	YU	WA	IP	Points	Category 1				Category 2				Winner
							W	K	HC	H	C	K	HC	H	
Red	MIYAHARA Miho	JPN	2			2					X		X		X
Blue	BESBES Lydia	ALG				0					X				

Officials

Name	Function
METYOUT Zitouni (MAR)	Referee
HEINONEN Pirkko Marika (FIN)	Judge 1
LEWANDOWSKI Jaroslaw (POL)	Judge 2
WIESBOCK Alois (AUT)	Judge 3
VELASCO LOPEZ Juan Antonio (ESP)	Judge 4

Legend:							
C	Chukoku	H	Hansoku	HC	Hansoku Chui	IP	Ippon
K	Keikoku	W	Warning	WA	Waza-ari	YU	Yuko

Timing and Results provided by  TISSOT



Result List

MATCH NUMBER 19 - MAT A

NOWAKOWSKA Madgalena 2 - 0 ALEXIADIS Maria
Won by Points


Color	Name	NOC Code	YU	WA	IP	Points	Category 1				Category 2				Winner
							W	K	HC	H	C	K	HC	H	
Red	NOWAKOWSKA Madgalena	POL	2			2					X	X			X
Blue	ALEXIADIS Maria	AUS				0					X		X		

Officials

Name	Function
WIESBOCK Alois (AUT)	Referee
VELASCO LOPEZ Juan Antonio (ESP)	Judge 1
HEINONEN Pirkko Marika (FIN)	Judge 2
HAMOUTI Rabah (ALG)	Judge 3
ABRIL Monica (ECU)	Judge 4

Legend:

C	Chukoku	H	Hansoku	HC	Hansoku Chui	IP	Ippon
K	Keikoku	W	Warning	WA	Waza-ari	YU	Yuko

Timing and Results provided by  TISSOT



Result List

MATCH NUMBER 21 - MAT A

MIYAHARA Miho 8 - 0 ALEXIADIS Maria
Won by Points

Color	Name	NOC Code	YU	WA	IP	Points	Category 1				Category 2				Winner
							W	K	HC	H	C	K	HC	H	
Red	MIYAHARA Miho	JPN	3	1	1	8									X
Blue	ALEXIADIS Maria	AUS				0									

Officials

Name	Function
HAMOUTI Rabah (ALG)	Referee
VELASCO LOPEZ Juan Antonio (ESP)	Judge 1
HEINONEN Pirkko Marika (FIN)	Judge 2
ORTEGA Raphael (FRA)	Judge 3
METYOUT Zitouni (MAR)	Judge 4

Legend:	
C Chukoku	H Hansoku
K Keikoku	W Warning
HC Hansoku Chui	IP Ippon
WA Waza-ari	YU Yuko

Timing and Results provided by  **TISSOT**



Result List

MATCH NUMBER 23 - MAT A

NOWAKOWSKA Madgalena 2 - 0 BESBES Lydia
Won by Points


Color	Name	NOC Code	YU	WA	IP	Points	Category 1				Category 2				Winner
							W	K	HC	H	C	K	HC	H	
Red	NOWAKOWSKA Madgalena	POL	2			2									X
Blue	BESBES Lydia	ALG				0									

Officials

Name	Function
PANOSSIAN Dion Sarkis (AUS)	Referee
HEINONEN Pirkko Marika (FIN)	Judge 1
METYOUT Zitouni (MAR)	Judge 2
VELASCO LOPEZ Juan Antonio (ESP)	Judge 3
WIESBOCK Alois (AUT)	Judge 4

Legend:

C	Chukoku	H	Hansoku	HC	Hansoku Chui	IP	Ippon
K	Keikoku	W	Warning	WA	Waza-ari	YU	Yuko

Timing and Results provided by  TISSOT

RESULTS BOOK



Karate Women's Kumite 55kg



THE WORLD GAMES
WROCLAW 2017

T+TISSOT



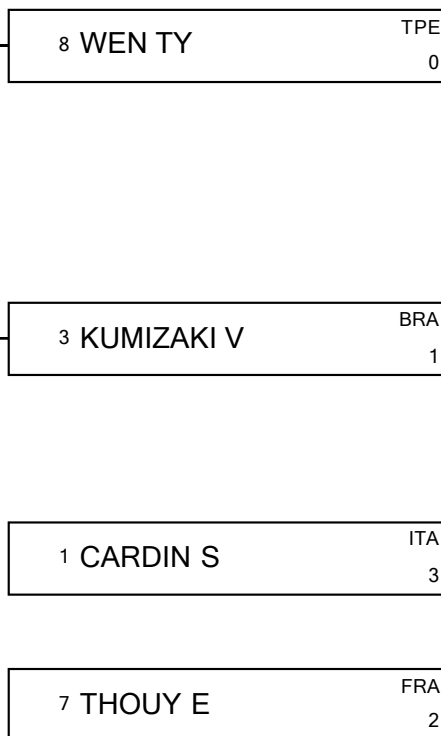
Brackets

As of TUE 25 JUL 2017

Semifinals



Finals



MEDALLISTS

Gold	KUMIZAKI Valeria	BRA
Silver	WEN Tzu-Yun	TPE
Bronze	CARDIN Sara	ITA





Round Robin Summary

As of TUE 25 JUL 2017

Elimination - Pool A


Rank	NOC Code	Name	A	B	C	Fights	Won	Tied	Lost	Points	Points For	Points Against	Remark
1	ITA	A CARDIN Sara	-	3	4	2	2	0	0	4	7	1	Q
2	BRA	B KUMIZAKI Valeria	1	-	1	2	1	0	1	2	2	3	Q
3	ARG	C NOVAK Giuliana	0	0	-	2	0	0	2	0	0	5	

Elimination - Pool B

Rank	NOC Code	Name	A	B	C	D	Fights	Won	Tied	Lost	Points	Points For	Points Against	Remark
1	FRA	A THOUY Emilie	-	1	1	3	3	3	0	0	6	5	0	Q
2	TPE	B WEN Tzu-Yun	0	-	4	8	3	2	0	1	4	12	1	Q
3	POL	C BANASCZYK Dorota	0	0	-	5	3	1	0	2	2	5	5	
4	AUS	D KNAPP Tmeika Francis	0	0	0	-	3	0	0	3	0	0	16	

Legend:

Q Qualified

Timing and Results provided by  **TISSOT**



Tournament Summary

As of TUE 25 JUL 2017

Elimination - Pool A

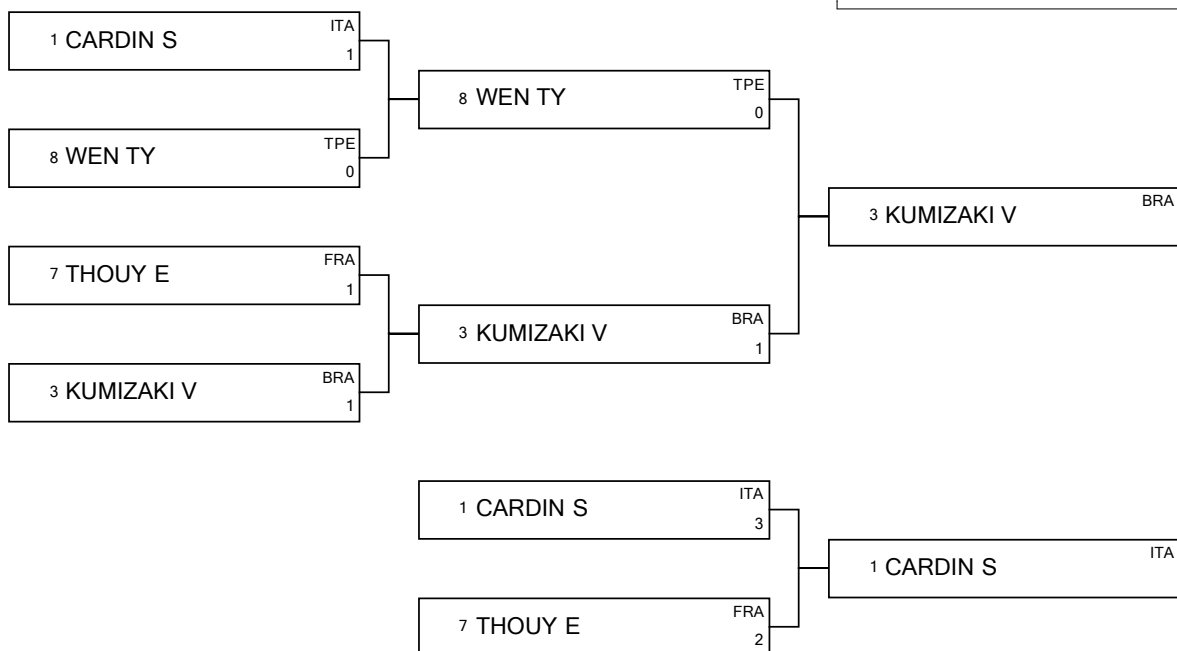
Rank	NOC Code	Name	A	B	C	Fights	Won	Tied	Lost	Points	Points For	Points Against	Remark
1	ITA	A CARDIN Sara	-	3	4	2	2	0	0	4	7	1	Q
2	BRA	B KUMIZAKI Valeria	1	-	1	2	1	0	1	2	2	3	Q
3	ARG	C NOVAK Giuliana	0	0	-	2	0	0	2	0	0	5	

Elimination - Pool B

Rank	NOC Code	Name	A	B	C	D	Fights	Won	Tied	Lost	Points	Points For	Points Against	Remark
1	FRA	A THOUY Emilie	-	1	1	3	3	3	0	0	6	5	0	Q
2	TPE	B WEN Tzu-Yun	0	-	4	8	3	2	0	1	4	12	1	Q
3	POL	C BANASCZYK Dorota	0	0	-	5	3	1	0	2	2	5	5	
4	AUS	D KNAPP Tmeika Francis	0	0	0	-	3	0	0	3	0	0	16	

Semifinals

Finals



MEDALLISTS

Gold	KUMIZAKI Valeria	BRA
Silver	WEN Tzu-Yun	TPE
Bronze	CARDIN Sara	ITA



Medallists

As of TUE 25 JUL 2017

Medal	Name	NOC
GOLD	KUMIZAKI Valeria	BRA - Brazil
SILVER	WEN Tzu-Yun	TPE - Chinese Taipei
BRONZE	CARDIN Sara	ITA - Italy



Result List

MATCH NUMBER 4 - MAT A


CARDIN Sara 3 - 2 THOUY Emilie
Won by Points

Color	Name	NOC Code	YU	WA	IP	Points	Category 1				Category 2				Winner
							W	K	HC	H	C	K	HC	H	
Red	CARDIN Sara	ITA	3			3					X	X			X
Blue	THOUY Emilie	FRA	2			2				X		X			

Officials

Name	Function
MOLNAR Tamas (HUN)	Referee
HAMOUTI Rabah (ALG)	Judge 1
ABDALLA ROMERO Guido Francisco (GUA)	Judge 2
TAKAHASHI Kazuo (JPN)	Judge 3
TRAN Nghia (AUS)	Judge 4

Legend:							
C	Chukoku	H	Hansoku	HC	Hansoku Chui	IP	Ippon
K	Keikoku	W	Warning	WA	Waza-ari	YU	Yuko

Timing and Results provided by  TISSOT



Result List

MATCH NUMBER 11 - MAT A


WEN Tzu-Yun 0 - 1 KUMIZAKI Valeria
Won by Points

Color	Name	NOC Code	YU	WA	IP	Points	Category 1				Category 2				Winner
							W	K	HC	H	C	K	HC	H	
Red	WEN Tzu-Yun	TPE				0					X				
Blue	KUMIZAKI Valeria	BRA	1			1					X	X	X		X

Officials

Name	Function
KOBAS Ugur (TUR)	Referee
MOHAMED AHMED Mohey Eldin (EGY)	Judge 1
WIESBOCK Alois (AUT)	Judge 2
ALDANA Domingo (VEN)	Judge 3
METYOUT Zitouni (MAR)	Judge 4

Legend:							
C	Chukoku	H	Hansoku	HC	Hansoku Chui	IP	Ippon
K	Keikoku	W	Warning	WA	Waza-ari	YU	Yuko

Timing and Results provided by  TISSOT



Result List

MATCH NUMBER 133 - MAT B


CARDIN Sara 1 - 0 WEN Tzu-Yun
Won by Hansoku

Color	Name	NOC Code	YU	WA	IP	Points	Category 1				Category 2				Winner
							W	K	HC	H	C	K	HC	H	
Red	CARDIN Sara	ITA	1			1					X	X	X	X	
Blue	WEN Tzu-Yun	TPE				0					X	X			X

Officials

Name	Function
HAMARA Robert (NOR)	Referee
TRAN Nghia (AUS)	Judge 1
MADANI Fariba (USA)	Judge 2
PUVELAND Herve (FRA)	Judge 3
MANSOUR Alsultan (WKF)	Judge 4

Legend:							
C	Chukoku	H	Hansoku	HC	Hansoku Chui	IP	Ippon
K	Keikoku	W	Warning	WA	Waza-ari	YU	Yuko

Timing and Results provided by  TISSOT



Result List

MATCH NUMBER 134 - MAT B


THOUY Emilie 1 - 1 KUMIZAKI Valeria
Won by Points

Color	Name	NOC Code	YU	WA	IP	Points	Category 1				Category 2				Winner
							W	K	HC	H	C	K	HC	H	
Red	THOUY Emilie	FRA	1			1					X	X			
Blue	KUMIZAKI Valeria	BRA	1			1					X	X			X

Officials

Name	Function
MANSOUR Alsultan (WKF)	Referee
MOHAMED AHMED Mohey Eldin (EGY)	Judge 1
MOLNAR Tamas (HUN)	Judge 2
KOBAS Ugur (TUR)	Judge 3
HAMARA Robert (NOR)	Judge 4

Legend:							
C	Chukoku	H	Hansoku	HC	Hansoku Chui	IP	Ippon
K	Keikoku	W	Warning	WA	Waza-ari	YU	Yuko

Timing and Results provided by  TISSOT



Result List

MATCH NUMBER 113 - MAT B


BANASCZCYK Dorota 5 - 0 KNAPP Tmeika Francis
Won by Points

Color	Name	NOC Code	YU	WA	IP	Points	Category 1				Category 2				Winner
							W	K	HC	H	C	K	HC	H	
Red	BANASCZCYK Dorota	POL	2		1	5					X				X
Blue	KNAPP Tmeika Francis	AUS				0					X				

Officials

Name	Function
MANSOUR Alsultan (WKF)	Referee
KOBAS Ugur (TUR)	Judge 1
MOLNAR Tamas (HUN)	Judge 2
MOHAMED AHMED Mohey Eldin (EGY)	Judge 3
HAMARA Robert (NOR)	Judge 4

Legend:	
C Chukoku	H Hansoku
K Keikoku	W Warning
HC Hansoku Chui	IP Ippon
WA Waza-ari	YU Yuko

Timing and Results provided by  **TISSOT**



Result List

MATCH NUMBER 115 - MAT B


THOUY Emilie 1 - 0 WEN Tzu-Yun
Won by Points

Color	Name	NOC Code	YU	WA	IP	Points	Category 1				Category 2				Winner
							W	K	HC	H	C	K	HC	H	
Red	THOUY Emilie	FRA	1			1					X	X	X		X
Blue	WEN Tzu-Yun	TPE				0					X	X			

Officials

Name	Function
MADANI Fariba (USA)	Referee
MOLNAR Tamas (HUN)	Judge 1
HAMARA Robert (NOR)	Judge 2
KOBAS Ugur (TUR)	Judge 3
ALDANA Domingo (VEN)	Judge 4

Legend:							
C	Chukoku	H	Hansoku	HC	Hansoku Chui	IP	Ippon
K	Keikoku	W	Warning	WA	Waza-ari	YU	Yuko

Timing and Results provided by  TISSOT



Result List

MATCH NUMBER 117 - MAT B

BANASCZCYK Dorota 0 - 1 THOUY Emilie
Won by Points


Color	Name	NOC Code	YU	WA	IP	Points	Category 1				Category 2				Winner
							W	K	HC	H	C	K	HC	H	
Red	BANASCZCYK Dorota	POL				0	X				X		X		
Blue	THOUY Emilie	FRA	1			1				X	X				X

Officials

Name	Function
KOBAS Ugur (TUR)	Referee
MOLNAR Tamas (HUN)	Judge 1
HAMARA Robert (NOR)	Judge 2
ALDANA Domingo (VEN)	Judge 3
MANSOUR Alsultan (WKF)	Judge 4

Legend:

C	Chukoku	H	Hansoku	HC	Hansoku Chui	IP	Ippon
K	Keikoku	W	Warning	WA	Waza-ari	YU	Yuko

Timing and Results provided by  **TISSOT**



Result List

MATCH NUMBER 118 - MAT B


KNAPP Tmeika Francis 0 - 8 WEN Tzu-Yun
Won by Points

Color	Name	NOC Code	YU	WA	IP	Points	Category 1				Category 2				Winner	
							W	K	HC	H	C	K	HC	H		
Red	KNAPP Tmeika Francis	AUS				0										
Blue	WEN Tzu-Yun	TPE	6	1		8										X

Officials

Name	Function
MOLNAR Tamas (HUN)	Referee
MADANI Fariba (USA)	Judge 1
CHAN Chin San (CHN)	Judge 2
KOBAS Ugur (TUR)	Judge 3
PUVELAND Herve (FRA)	Judge 4

Legend:	
C Chukoku	H Hansoku
K Keikoku	W Warning
HC Hansoku Chui	IP Ippon
WA Waza-ari	YU Yuko

Timing and Results provided by  TISSOT



Result List

MATCH NUMBER 120 - MAT B

BANASCZCYK Dorota 0 - 4 WEN Tzu-Yun
Won by Points


Color	Name	NOC Code	YU	WA	IP	Points	Category 1				Category 2				Winner
							W	K	HC	H	C	K	HC	H	
Red	BANASCZCYK Dorota	POL				0					X	X	X		
Blue	WEN Tzu-Yun	TPE	1		1	4								X	

Officials

Name	Function
TRAN Nghia (AUS)	Referee
KOBAS Ugur (TUR)	Judge 1
CHAN Chin San (CHN)	Judge 2
MOLNAR Tamas (HUN)	Judge 3
HAMARA Robert (NOR)	Judge 4

Legend:

C	Chukoku	H	Hansoku	HC	Hansoku Chui	IP	Ippon
K	Keikoku	W	Warning	WA	Waza-ari	YU	Yuko

Timing and Results provided by  **TISSOT**



Result List

MATCH NUMBER 121 - MAT B


KNAPP Tmeika Francis 0 - 3 THOUY Emilie
Won by Points

Color	Name	NOC Code	YU	WA	IP	Points	Category 1				Category 2				Winner
							W	K	HC	H	C	K	HC	H	
Red	KNAPP Tmeika Francis	AUS				0									
Blue	THOUY Emilie	FRA	3			3									X

Officials

Name	Function
ALDANA Domingo (VEN)	Referee
HAMARA Robert (NOR)	Judge 1
MOHAMED AHMED Mohey Eldin (EGY)	Judge 2
MANSOUR Alsultan (WKF)	Judge 3
MADANI Fariba (USA)	Judge 4

Legend:	
C Chukoku	H Hansoku
K Keikoku	W Warning
HC Hansoku Chui	IP Ippon
WA Waza-ari	YU Yuko

Timing and Results provided by  **TISSOT**



Result List

MATCH NUMBER 114 - MAT B


KUMIZAKI Valeria 1 - 0 NOVAK Giuliana
Won by Points

Color	Name	NOC Code	YU	WA	IP	Points	Category 1				Category 2				Winner
							W	K	HC	H	C	K	HC	H	
Red	KUMIZAKI Valeria	BRA	1			1	X				X	X			X
Blue	NOVAK Giuliana	ARG				0					X				

Officials

Name	Function
HAMARA Robert (NOR)	Referee
CHAN Chin San (CHN)	Judge 1
PUVELAND Herve (FRA)	Judge 2
TRAN Nghia (AUS)	Judge 3
MANSOUR Alsultan (WKF)	Judge 4

Legend:							
C	Chukoku	H	Hansoku	HC	Hansoku Chui	IP	Ippon
K	Keikoku	W	Warning	WA	Waza-ari	YU	Yuko

Timing and Results provided by  TISSOT



Result List

MATCH NUMBER 116 - MAT B

CARDIN Sara 3 - 1 KUMIZAKI Valeria
Won by Points

Color	Name	NOC Code	YU	WA	IP	Points	Category 1				Category 2				Winner
							W	K	HC	H	C	K	HC	H	
Red	CARDIN Sara	ITA			1	3					X				X
Blue	KUMIZAKI Valeria	BRA	1			1					X				

Officials

Name	Function
PUVELAND Herve (FRA)	Referee
TRAN Nghia (AUS)	Judge 1
CHAN Chin San (CHN)	Judge 2
MOHAMED AHMED Mohey Eldin (EGY)	Judge 3
MADANI Fariba (USA)	Judge 4

Legend:							
C	Chukoku	H	Hansoku	HC	Hansoku Chui	IP	Ippon
K	Keikoku	W	Warning	WA	Waza-ari	YU	Yuko

Timing and Results provided by  TISSOT



Result List

MATCH NUMBER 119 - MAT B

CARDIN Sara 4 - 0 NOVAK Giuliana
Won by Points

Color	Name	NOC Code	YU	WA	IP	Points	Category 1				Category 2				Winner	
							W	K	HC	H	C	K	HC	H		
Red	CARDIN Sara	ITA	1		1	4					X					X
Blue	NOVAK Giuliana	ARG				0					X					

Officials

Name	Function
CHAN Chin San (CHN)	Referee
MANSOUR Alsultan (WKF)	Judge 1
ALDANA Domingo (VEN)	Judge 2
MOHAMED AHMED Mohey Eldin (EGY)	Judge 3
TRAN Nghia (AUS)	Judge 4

Legend:							
C	Chukoku	H	Hansoku	HC	Hansoku Chui	IP	Ippon
K	Keikoku	W	Warning	WA	Waza-ari	YU	Yuko

Timing and Results provided by  TISSOT

RESULTS BOOK



Karate Women's Kumite 61kg



THE WORLD GAMES
WROCLAW 2017

T+TISSOT



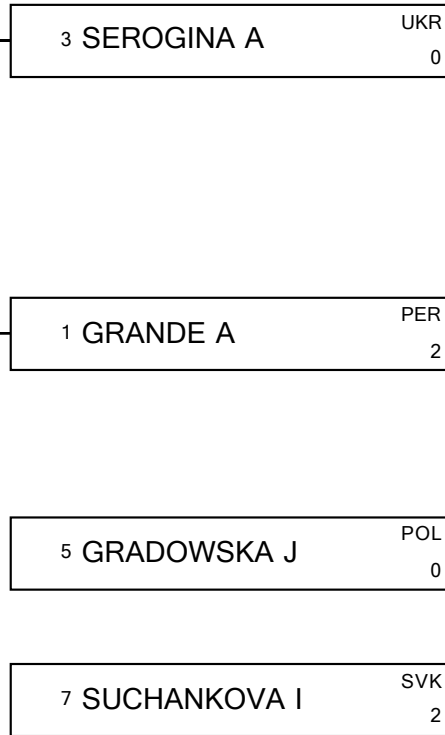
Brackets

As of WED 26 JUL 2017

Semifinals



Finals



MEDALLISTS

Gold	GRANDE Alexandra	PER
Silver	SEROGINA Anita	UKR
Bronze	SUCHANKOVA Ingrida	SVK





Round Robin Summary

As of WED 26 JUL 2017

Elimination - Pool A


Rank	NOC Code	Name	A	B	C	Fights	Won	Tied	Lost	Points	Points For	Points Against	Remark
1	UKR	A SEROGINA Anita	-	0	5	2	1	1	0	3	5	0	Q
2	PER	B GRANDE Alexandra	0	-	2	2	1	1	0	3	2	0	Q
3	AUS	C MAH Kristina	0	0	-	2	0	0	2	0	0	7	

Elimination - Pool B

Rank	NOC Code	Name	A	B	C	Fights	Won	Tied	Lost	Points	Points For	Points Against	Remark
1	SVK	A SUCHANKOVA Ingrida	-	3	4	2	1	0	1	2	7	5	Q
2	POL	B GRADOWSKA Justyna	5	-	1	2	1	0	1	2	6	5	Q
3	FRA	C IGNACE Lucie	0	2	-	2	1	0	1	2	2	5	

Legend:

Q Qualified

Timing and Results provided by  **TISSOT**



Tournament Summary

As of WED 26 JUL 2017

Elimination - Pool A

Rank	NOC Code	Name	A	B	C	Fights	Won	Tied	Lost	Points	Points For	Points Against	Remark
1	UKR	A SEROGINA Anita	-	0	5	2	1	1	0	3	5	0	Q
2	PER	B GRANDE Alexandra	0	-	2	2	1	1	0	3	2	0	Q
3	AUS	C MAH Kristina	0	0	-	2	0	0	2	0	0	7	

Elimination - Pool B

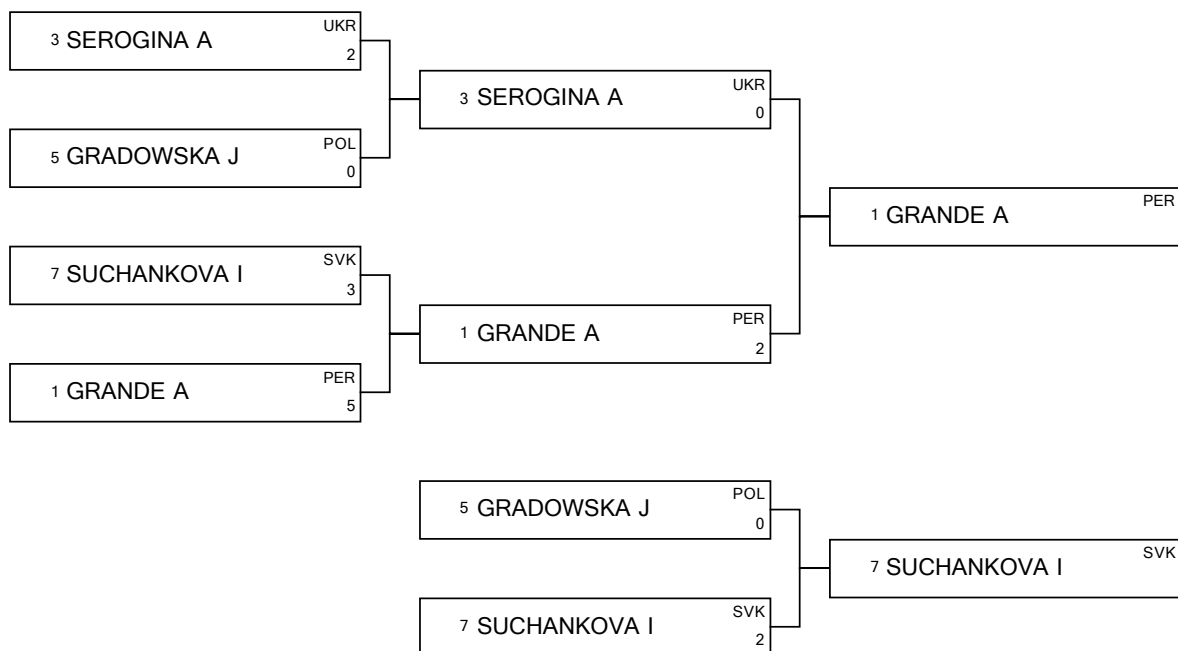
Rank	NOC Code	Name	A	B	C	Fights	Won	Tied	Lost	Points	Points For	Points Against	Remark
1	SVK	A SUCHANKOVA Ingrida	-	3	4	2	1	0	1	2	7	5	Q
2	POL	B GRADOWSKA Justyna	5	-	1	2	1	0	1	2	6	5	Q
3	FRA	C IGNACE Lucie	0	2	-	2	1	0	1	2	2	5	

MEDALLISTS

Gold	GRANDE Alexandra	PER
Silver	SEROGINA Anita	UKR
Bronze	SUCHANKOVA Ingrida	SVK

Semifinals

Finals





Medallists

As of WED 26 JUL 2017

Medal	Name	NOC
GOLD	GRANDE Alexandra	PER - Peru
SILVER	SEROGINA Anita	UKR - Ukraine
BRONZE	SUCHANKOVA Ingrida	SVK - Slovakia



Result List

MATCH NUMBER 1 - MAT A

GRADOWSKA Justyna 0 - 2 SUCHANKOVA Ingrida
Won by Points


Color	Name	NOC Code	YU	WA	IP	Points	Category 1				Category 2				Winner
							W	K	HC	H	C	K	HC	H	
Red	GRADOWSKA Justyna	POL				0					X	X			
Blue	SUCHANKOVA Ingrida	SVK	2			2	X				X	X			X

Officials

Name	Function
PANOSSIAN Dion Sarkis (AUS)	Referee
HAMARA Robert (NOR)	Judge 1
TAKAHASHI Kazuo (JPN)	Judge 2
VELASCO LOPEZ Juan Antonio (ESP)	Judge 3
METYOUT Zitouni (MAR)	Judge 4

Legend:

C	Chukoku	H	Hansoku	HC	Hansoku Chui	IP	Ippon
K	Keikoku	W	Warning	WA	Waza-ari	YU	Yuko

Timing and Results provided by  TISSOT



Result List

MATCH NUMBER 7 - MAT A


SEROGINA Anita 0 - 2 GRANDE Alexandra
Won by Points

Color	Name	NOC Code	YU	WA	IP	Points	Category 1				Category 2				Winner
							W	K	HC	H	C	K	HC	H	
Red	SEROGINA Anita	UKR				0					X		X		
Blue	GRANDE Alexandra	PER	2			2					X				X

Officials

Name	Function
TRAN Nghia (AUS)	Referee
HEINONEN Pirkko Marika (FIN)	Judge 1
LEWANDOWSKI Jaroslaw (POL)	Judge 2
ABRIL Monica (ECU)	Judge 3
METYOUT Zitouni (MAR)	Judge 4

Legend:							
C	Chukoku	H	Hansoku	HC	Hansoku Chui	IP	Ippon
K	Keikoku	W	Warning	WA	Waza-ari	YU	Yuko

Timing and Results provided by  TISSOT



Result List

MATCH NUMBER 25 - MAT A


SEROGINA Anita 2 - 0 GRADOWSKA Justyna
Won by Points

Color	Name	NOC Code	YU	WA	IP	Points	Category 1				Category 2				Winner
							W	K	HC	H	C	K	HC	H	
Red	SEROGINA Anita	UKR	2			2					X	X	X		X
Blue	GRADOWSKA Justyna	POL				0					X	X	X		

Officials

Name	Function
PANOSSIAN Dion Sarkis (AUS)	Referee
TAKAHASHI Kazuo (JPN)	Judge 1
ORTEGA Raphael (FRA)	Judge 2
VELASCO LOPEZ Juan Antonio (ESP)	Judge 3
HEINONEN Pirkko Marika (FIN)	Judge 4

Legend:							
C	Chukoku	H	Hansoku	HC	Hansoku Chui	IP	Ippon
K	Keikoku	W	Warning	WA	Waza-ari	YU	Yuko

Timing and Results provided by  TISSOT



Result List

MATCH NUMBER 26 - MAT A


SUCHANKOVA Ingrida 3 - 5 GRANDE Alexandra
Won by Points

Color	Name	NOC Code	YU	WA	IP	Points	Category 1				Category 2				Winner
							W	K	HC	H	C	K	HC	H	
Red	SUCHANKOVA Ingrida	SVK			1	3					X	X			
Blue	GRANDE Alexandra	PER	2		1	5							X		X

Officials

Name	Function
HEINONEN Pirkko Marika (FIN)	Referee
ABRIL Monica (ECU)	Judge 1
ABDALLA ROMERO Guido Francisco (GUA)	Judge 2
LEWANDOWSKI Jaroslaw (POL)	Judge 3
PANOSSIAN Dion Sarkis (AUS)	Judge 4

Legend:							
C	Chukoku	H	Hansoku	HC	Hansoku Chui	IP	Ippon
K	Keikoku	W	Warning	WA	Waza-ari	YU	Yuko

Timing and Results provided by  TISSOT



Result List

MATCH NUMBER 2 - MAT A


GRADOWSKA Justyna 1 - 2 IGNACE Lucie
Won by Points

Color	Name	NOC Code	YU	WA	IP	Points	Category 1				Category 2				Winner
							W	K	HC	H	C	K	HC	H	
Red	GRADOWSKA Justyna	POL	1			1					X	X	X		
Blue	IGNACE Lucie	FRA	2			2					X	X	X		X

Officials

Name	Function
ABDALLA ROMERO Guido Francisco (GUA)	Referee
METYOUT Zitouni (MAR)	Judge 1
TAKAHASHI Kazuo (JPN)	Judge 2
WIESBOCK Alois (AUT)	Judge 3
HAMOUTI Rabah (ALG)	Judge 4

Legend:	
C Chukoku	H Hansoku
K Keikoku	W Warning
HC Hansoku Chui	IP Ippon
WA Waza-ari	YU Yuko

Timing and Results provided by  TISSOT



Result List

MATCH NUMBER 4 - MAT A

GRADOWSKA Justyna 5 - 3 SUCHANKOVA Ingrida
Won by Points

Color	Name	NOC Code	YU	WA	IP	Points	Category 1				Category 2				Winner	
							W	K	HC	H	C	K	HC	H		
Red	GRADOWSKA Justyna	POL	5			5										X
Blue	SUCHANKOVA Ingrida	SVK	3			3				X		X				

Officials

Name	Function
HEINONEN Pirkko Marika (FIN)	Referee
METYOUT Zitouni (MAR)	Judge 1
WIESBOCK Alois (AUT)	Judge 2
ORTEGA Raphael (FRA)	Judge 3
ABDALLA ROMERO Guido Francisco (GUA)	Judge 4

Legend:							
C	Chukoku	H	Hansoku	HC	Hansoku Chui	IP	Ippon
K	Keikoku	W	Warning	WA	Waza-ari	YU	Yuko

Timing and Results provided by  TISSOT



Result List

MATCH NUMBER 6 - MAT A

IGNACE Lucie 0 - 4 SUCHANKOVA Ingrida
Won by Points

Color	Name	NOC Code	YU	WA	IP	Points	Category 1				Category 2				Winner
							W	K	HC	H	C	K	HC	H	
Red	IGNACE Lucie	FRA				0					X		X		
Blue	SUCHANKOVA Ingrida	SVK	4			4									X

Officials

Name	Function
TAKAHASHI Kazuo (JPN)	Referee
WIESBOCK Alois (AUT)	Judge 1
LEWANDOWSKI Jaroslaw (POL)	Judge 2
ABRIL Monica (ECU)	Judge 3
PANOSSIAN Dion Sarkis (AUS)	Judge 4

Legend:							
C	Chukoku	H	Hansoku	HC	Hansoku Chui	IP	Ippon
K	Keikoku	W	Warning	WA	Waza-ari	YU	Yuko

Timing and Results provided by  TISSOT



Result List

MATCH NUMBER 1 - MAT A


GRANDE Alexandra 2 - 0 MAH Kristina
Won by Points

Color	Name	NOC Code	YU	WA	IP	Points	Category 1				Category 2				Winner
							W	K	HC	H	C	K	HC	H	
Red	GRANDE Alexandra	PER	2			2					X	X	X		X
Blue	MAH Kristina	AUS				0					X				

Officials

Name	Function
HAMOUTI Rabah (ALG)	Referee
HEINONEN Pirkko Marika (FIN)	Judge 1
ORTEGA Raphael (FRA)	Judge 2
ABDALLA ROMERO Guido Francisco (GUA)	Judge 3
LEWANDOWSKI Jaroslaw (POL)	Judge 4

Legend:							
C	Chukoku	H	Hansoku	HC	Hansoku Chui	IP	Ippon
K	Keikoku	W	Warning	WA	Waza-ari	YU	Yuko

Timing and Results provided by  TISSOT



Result List

MATCH NUMBER 3 - MAT A


GRANDE Alexandra 0 - 0 SEROGINA Anita
No Winner

Color	Name	NOC Code	YU	WA	IP	Points	Category 1				Category 2				Winner
							W	K	HC	H	C	K	HC	H	
Red	GRANDE Alexandra	PER				0					X	X	X		
Blue	SEROGINA Anita	UKR				0					X	X	X		

Officials

Name	Function
ORTEGA Raphael (FRA)	Referee
LEWANDOWSKI Jaroslaw (POL)	Judge 1
VELASCO LOPEZ Juan Antonio (ESP)	Judge 2
PANOSSIAN Dion Sarkis (AUS)	Judge 3
ABRIL Monica (ECU)	Judge 4

Legend:							
C	Chukoku	H	Hansoku	HC	Hansoku Chui	IP	Ippon
K	Keikoku	W	Warning	WA	Waza-ari	YU	Yuko

Timing and Results provided by  TISSOT



Result List

MATCH NUMBER 5 - MAT A

MAH Kristina 0 - 5 SEROGINA Anita
Won by Points

Color	Name	NOC Code	YU	WA	IP	Points	Category 1				Category 2				Winner
							W	K	HC	H	C	K	HC	H	
Red	MAH Kristina	AUS				0	X				X	X			
Blue	SEROGINA Anita	UKR	2		1	5					X	X			X

Officials

Name	Function
WIESBOCK Alois (AUT)	Referee
VELASCO LOPEZ Juan Antonio (ESP)	Judge 1
HAMOUTI Rabah (ALG)	Judge 2
TAKAHASHI Kazuo (JPN)	Judge 3
HEINONEN Pirkko Marika (FIN)	Judge 4

Legend:							
C	Chukoku	H	Hansoku	HC	Hansoku Chui	IP	Ippon
K	Keikoku	W	Warning	WA	Waza-ari	YU	Yuko

Timing and Results provided by  TISSOT

RESULTS BOOK



Karate Women's Kumite 68kg



THE WORLD GAMES
WROCLAW 2017

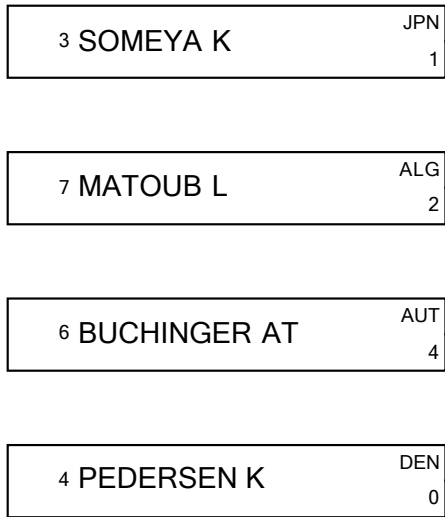
T+TISSOT



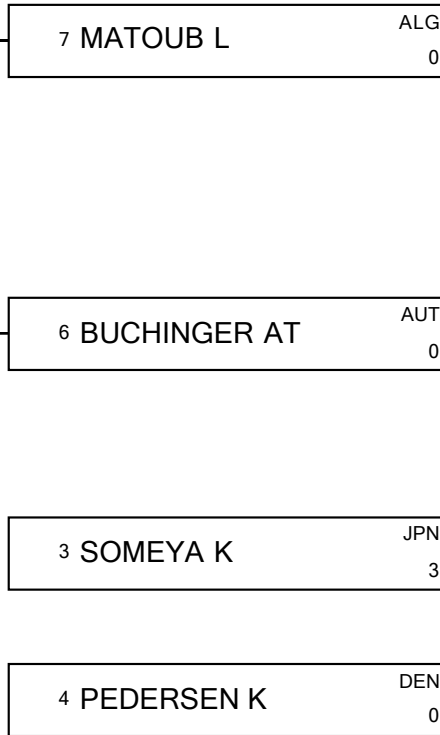
Brackets

As of WED 26 JUL 2017

Semifinals



Finals



MEDALLISTS

Gold	MATOUB Lamy	ALG
Silver	BUCHINGER Alisa Theresa	AUT
Bronze	SOMEYA Kayo	JPN





Round Robin Summary

As of WED 26 JUL 2017

Elimination - Pool A


Rank	NOC Code	Name	A	B	C	D	Fights	Won	Tied	Lost	Points	Points For	Points Against	Remark
1	JPN	A SOMEYA Kayo	-	1	0	0	3	1	2	0	4	1	0	Q
2	DEN	B PEDERSEN Katrine	0	-	2	3	3	2	0	1	4	5	4	Q
3	MNE	C RAKOVIC Marina	0	2	-	1	3	1	1	1	3	3	2	
4	SUI	D QUIRICI Elena	0	1	0	-	3	0	1	2	1	1	4	

Elimination - Pool B

Rank	NOC Code	Name	A	B	C	D	Fights	Won	Tied	Lost	Points	Points For	Points Against	Remark
1	AUT	A BUCHINGER Alisa Theresa	-	0	5	2	3	2	1	0	5	7	0	Q
2	ALG	B MATOUB Lamyia	0	-	3	3	3	2	1	0	5	6	0	Q
3	POL	C WARDA Kamila	0	0	-	7	3	1	0	2	2	7	12	
4	NZL	D THOMASON Amy	0	0	4	-	3	0	0	3	0	4	12	

Legend:

Q Qualified

Timing and Results provided by  TISSOT



Tournament Summary

As of WED 26 JUL 2017

Elimination - Pool A

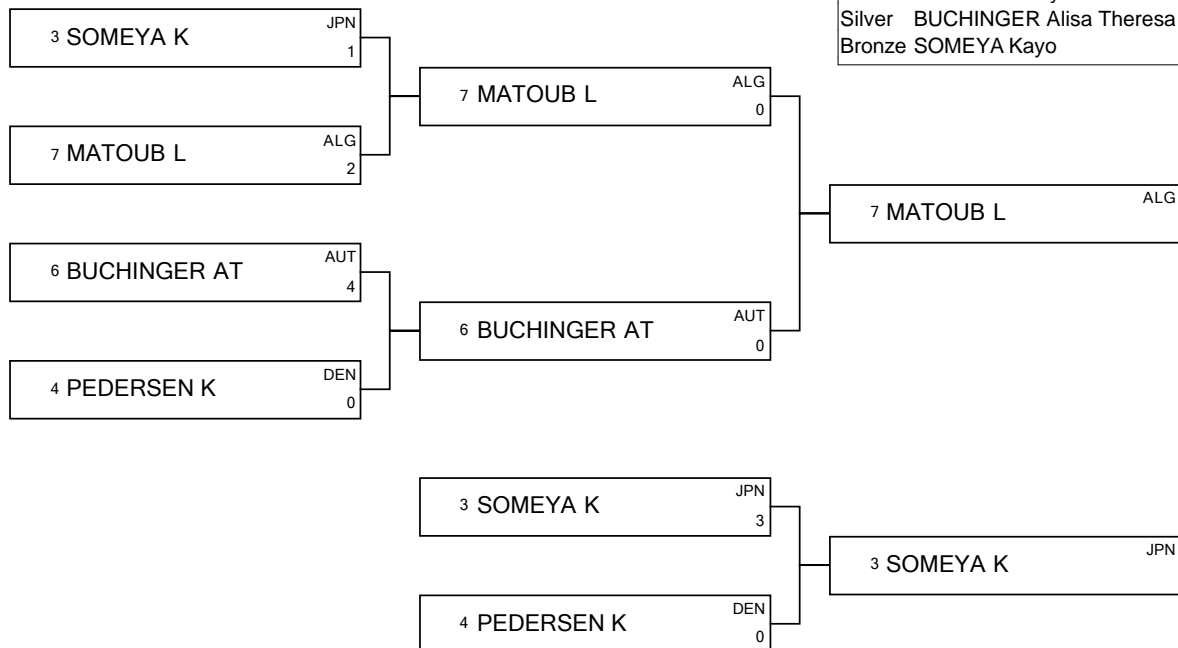
Rank	NOC Code	Name	A	B	C	D	Fights	Won	Tied	Lost	Points	Points For	Points Against	Remark
1	JPN	A SOMEYA Kayo	-	1	0	0	3	1	2	0	4	1	0	Q
2	DEN	B PEDERSEN Katrine	0	-	2	3	3	2	0	1	4	5	4	Q
3	MNE	C RAKOVIC Marina	0	2	-	1	3	1	1	1	3	3	2	
4	SUI	D QUIRICI Elena	0	1	0	-	3	0	1	2	1	1	4	

Elimination - Pool B

Rank	NOC Code	Name	A	B	C	D	Fights	Won	Tied	Lost	Points	Points For	Points Against	Remark
1	AUT	A BUCHINGER Alisa Theresa	-	0	5	2	3	2	1	0	5	7	0	Q
2	ALG	B MATOUB Lamy	0	-	3	3	3	2	1	0	5	6	0	Q
3	POL	C WARDA Kamila	0	0	-	7	3	1	0	2	2	7	12	
4	NZL	D THOMASON Amy	0	0	4	-	3	0	0	3	0	4	12	

Semifinals

Finals





Medallists

As of WED 26 JUL 2017

Medal	Name	NOC
GOLD	MATOUB Lamya	ALG - Algeria
SILVER	BUCHINGER Alisa Theresa	AUT - Austria
BRONZE	SOMEYA Kayo	JPN - Japan



Result List

MATCH NUMBER 2 - MAT A


SOMEYA Kayo 3 - 0 PEDERSEN Katrine
Won by Points

Color	Name	NOC Code	YU	WA	IP	Points	Category 1				Category 2				Winner
							W	K	HC	H	C	K	HC	H	
Red	SOMEYA Kayo	JPN	3			3					X		X		X
Blue	PEDERSEN Katrine	DEN				0					X				

Officials

Name	Function
METYOUT Zitouni (MAR)	Referee
ABRIL Monica (ECU)	Judge 1
LEWANDOWSKI Jaroslaw (POL)	Judge 2
HEINONEN Pirkko Marika (FIN)	Judge 3
PANOSSIAN Dion Sarkis (AUS)	Judge 4

Legend:							
C	Chukoku	H	Hansoku	HC	Hansoku Chui	IP	Ippon
K	Keikoku	W	Warning	WA	Waza-ari	YU	Yuko

Timing and Results provided by  TISSOT



Result List

MATCH NUMBER 9 - MAT A

MATOUB LamyA 0 - 0 BUCHINGER Alisa Theresa
Won by Hantei

Color	Name	NOC Code	YU	WA	IP	Points	Category 1				Category 2				Winner	
							W	K	HC	H	C	K	HC	H		
Red	MATOUB LamyA	ALG				0					X					X
Blue	BUCHINGER Alisa Theresa	AUT				0					X					

Officials

Name	Function
KOBAS Ugur (TUR)	Referee
MANSOUR Alsultan (WKF)	Judge 1
ABDALLA ROMERO Guido Francisco (GUA)	Judge 2
PUVELAND Herve (FRA)	Judge 3
TRAN Nghia (AUS)	Judge 4

Legend:							
C	Chukoku	H	Hansoku	HC	Hansoku Chui	IP	Ippon
K	Keikoku	W	Warning	WA	Waza-ari	YU	Yuko

Timing and Results provided by  TISSOT



Result List

MATCH NUMBER 137 - MAT B


SOMEYA Kayo 1 - 2 MATOUB Lamyia
Won by Points

Color	Name	NOC Code	YU	WA	IP	Points	Category 1				Category 2				Winner
							W	K	HC	H	C	K	HC	H	
Red	SOMEYA Kayo	JPN	1			1					X				
Blue	MATOUB Lamyia	ALG	2			2				X	X	X			X

Officials

Name	Function
KOBAS Ugur (TUR)	Referee
MOLNAR Tamas (HUN)	Judge 1
TRAN Nghia (AUS)	Judge 2
PUVELAND Herve (FRA)	Judge 3
MADANI Fariba (USA)	Judge 4

Legend:	
C Chukoku	H Hansoku
K Keikoku	W Warning
HC Hansoku Chui	IP Ippon
WA Waza-ari	YU Yuko

Timing and Results provided by  TISSOT



Result List

MATCH NUMBER 138 - MAT B

BUCHINGER Alisa Theresa 4 - 0 PEDERSEN Katrine
Won by Points

Color	Name	NOC Code	YU	WA	IP	Points	Category 1				Category 2				Winner
							W	K	HC	H	C	K	HC	H	
Red	BUCHINGER Alisa Theresa	AUT	2	1		4					X		X		X
Blue	PEDERSEN Katrine	DEN				0					X				

Officials

Name	Function
MADANI Fariba (USA)	Referee
MOHAMED AHMED Mohey Eldin (EGY)	Judge 1
HAMARA Robert (NOR)	Judge 2
ALDANA Domingo (VEN)	Judge 3
KOBAS Ugur (TUR)	Judge 4

Legend:							
C	Chukoku	H	Hansoku	HC	Hansoku Chui	IP	Ippon
K	Keikoku	W	Warning	WA	Waza-ari	YU	Yuko

Timing and Results provided by  TISSOT



Result List

MATCH NUMBER 102 - MAT B

WARDA Kamila 0 - 5 BUCHINGER Alisa Theresa
Won by Points


Color	Name	NOC Code	YU	WA	IP	Points	Category 1				Category 2				Winner
							W	K	HC	H	C	K	HC	H	
Red	WARDA Kamila	POL				0					X				
Blue	BUCHINGER Alisa Theresa	AUT	2		1	5					X	X			X

Officials

Name	Function
HAMARA Robert (NOR)	Referee
TRAN Nghia (AUS)	Judge 1
MOLNAR Tamas (HUN)	Judge 2
KOBAS Ugur (TUR)	Judge 3
MANSOUR Alsultan (WKF)	Judge 4

Legend:

C Chukoku	H Hansoku	HC Hansoku Chui	IP Ippon
K Keikoku	W Warning	WA Waza-ari	YU Yuko

Timing and Results provided by  **TISSOT**



Result List

MATCH NUMBER 104 - MAT B


MATOUB LamyA 3 - 0 THOMASON Amy
Won by Points

Color	Name	NOC Code	YU	WA	IP	Points	Category 1				Category 2				Winner
							W	K	HC	H	C	K	HC	H	
Red	MATOUB LamyA	ALG			1	3					X	X	X		X
Blue	THOMASON Amy	NZL				0	X				X	X			

Officials

Name	Function
MADANI Fariba (USA)	Referee
KOBAS Ugur (TUR)	Judge 1
TRAN Nghia (AUS)	Judge 2
MOLNAR Tamas (HUN)	Judge 3
CHAN Chin San (CHN)	Judge 4

Legend:							
C	Chukoku	H	Hansoku	HC	Hansoku Chui	IP	Ippon
K	Keikoku	W	Warning	WA	Waza-ari	YU	Yuko

Timing and Results provided by  TISSOT



Result List

MATCH NUMBER 106 - MAT B

WARDA Kamila 0 - 3 MATOUB Lamyia
Won by Points

Color	Name	NOC Code	YU	WA	IP	Points	Category 1				Category 2				Winner
							W	K	HC	H	C	K	HC	H	
Red	WARDA Kamila	POL				0					X				
Blue	MATOUB Lamyia	ALG			1	3				X		X			X

Officials

Name	Function
KOBAS Ugur (TUR)	Referee
TRAN Nghia (AUS)	Judge 1
MOLNAR Tamas (HUN)	Judge 2
MOHAMED AHMED Mohey Eldin (EGY)	Judge 3
PUVELAND Herve (FRA)	Judge 4

Legend:

C	Chukoku	H	Hansoku	HC	Hansoku Chui	IP	Ippon
K	Keikoku	W	Warning	WA	Waza-ari	YU	Yuko

Timing and Results provided by  TISSOT



Result List

MATCH NUMBER 108 - MAT B


BUCHINGER Alisa Theresa 2 - 0 THOMASON Amy
Won by Points

Color	Name	NOC Code	YU	WA	IP	Points	Category 1				Category 2				Winner
							W	K	HC	H	C	K	HC	H	
Red	BUCHINGER Alisa Theresa	AUT	2			2					X				X
Blue	THOMASON Amy	NZL				0					X				

Officials

Name	Function
TRAN Nghia (AUS)	Referee
PUVELAND Herve (FRA)	Judge 1
MOLNAR Tamas (HUN)	Judge 2
MANSOUR Alsultan (WKF)	Judge 3
MADANI Fariba (USA)	Judge 4

Legend:							
C	Chukoku	H	Hansoku	HC	Hansoku Chui	IP	Ippon
K	Keikoku	W	Warning	WA	Waza-ari	YU	Yuko

Timing and Results provided by  TISSOT



Result List

MATCH NUMBER 110 - MAT B

WARDA Kamila 7 - 4 THOMASON Amy
Won by Points

Color	Name	NOC Code	YU	WA	IP	Points	Category 1				Category 2				Winner	
							W	K	HC	H	C	K	HC	H		
Red	WARDA Kamila	POL	4		1	7										X
Blue	THOMASON Amy	NZL	4			4					X	X				

Officials

Name	Function
MOHAMED AHMED Mohey Eldin (EGY)	Referee
PUVELAND Herve (FRA)	Judge 1
MOLNAR Tamas (HUN)	Judge 2
CHAN Chin San (CHN)	Judge 3
ALDANA Domingo (VEN)	Judge 4

Legend:							
C	Chukoku	H	Hansoku	HC	Hansoku Chui	IP	Ippon
K	Keikoku	W	Warning	WA	Waza-ari	YU	Yuko

Timing and Results provided by  TISSOT



Result List

MATCH NUMBER 112 - MAT B


BUCHINGER Alisa Theresa 0 - 0 MATOUB Lamy
No Winner

Color	Name	NOC Code	YU	WA	IP	Points	Category 1				Category 2				Winner
							W	K	HC	H	C	K	HC	H	
Red	BUCHINGER Alisa Theresa	AUT				0					X	X			
Blue	MATOUB Lamy	ALG				0					X	X			

Officials

Name	Function
HAMARA Robert (NOR)	Referee
PUVELAND Herve (FRA)	Judge 1
MOLNAR Tamas (HUN)	Judge 2
MOHAMED AHMED Mohey Eldin (EGY)	Judge 3
MANSOUR Alsultan (WKF)	Judge 4

Legend:							
C	Chukoku	H	Hansoku	HC	Hansoku Chui	IP	Ippon
K	Keikoku	W	Warning	WA	Waza-ari	YU	Yuko

Timing and Results provided by  TISSOT



Result List

MATCH NUMBER 101 - MAT B


RAKOVIC Marina 1 - 0 QUIRICI Elena
Won by Points

Color	Name	NOC Code	YU	WA	IP	Points	Category 1				Category 2				Winner
							W	K	HC	H	C	K	HC	H	
Red	RAKOVIC Marina	MNE	1			1					X	X	X		X
Blue	QUIRICI Elena	SUI				0					X	X			

Officials

Name	Function
MANSOUR Alsultan (WKF)	Referee
PUVELAND Herve (FRA)	Judge 1
MADANI Fariba (USA)	Judge 2
CHAN Chin San (CHN)	Judge 3
HAMARA Robert (NOR)	Judge 4

Legend:	
C Chukoku	H Hansoku
K Keikoku	W Warning
HC Hansoku Chui	IP Ippon
WA Waza-ari	YU Yuko

Timing and Results provided by  **TISSOT**



Result List

MATCH NUMBER 103 - MAT B


SOMEYA Kayo 1 - 0 PEDERSEN Katrine
Won by Points

Color	Name	NOC Code	YU	WA	IP	Points	Category 1				Category 2				Winner
							W	K	HC	H	C	K	HC	H	
Red	SOMEYA Kayo	JPN	1			1					X	X			X
Blue	PEDERSEN Katrine	DEN				0					X				

Officials

Name	Function
CHAN Chin San (CHN)	Referee
HAMARA Robert (NOR)	Judge 1
PUVELAND Herve (FRA)	Judge 2
MOHAMED AHMED Mohey Eldin (EGY)	Judge 3
ALDANA Domingo (VEN)	Judge 4

Legend:	
C Chukoku	H Hansoku
K Keikoku	W Warning
HC Hansoku Chui	IP Ippon
WA Waza-ari	YU Yuko

Timing and Results provided by  TISSOT



Result List

MATCH NUMBER 105 - MAT B


RAKOVIC Marina 0 - 0 SOMEYA Kayo
No Winner

Color	Name	NOC Code	YU	WA	IP	Points	Category 1				Category 2				Winner
							W	K	HC	H	C	K	HC	H	
Red	RAKOVIC Marina	MNE				0					X	X	X		
Blue	SOMEYA Kayo	JPN				0				X					

Officials

Name	Function
PUVELAND Herve (FRA)	Referee
HAMARA Robert (NOR)	Judge 1
ALDANA Domingo (VEN)	Judge 2
MANSOUR Alsultan (WKF)	Judge 3
MADANI Fariba (USA)	Judge 4

Legend:							
C	Chukoku	H	Hansoku	HC	Hansoku Chui	IP	Ippon
K	Keikoku	W	Warning	WA	Waza-ari	YU	Yuko

Timing and Results provided by  TISSOT



Result List

MATCH NUMBER 107 - MAT B

QUIRICI Elena 1 - 3 PEDERSEN Katrine
Won by Points

Color	Name	NOC Code	YU	WA	IP	Points	Category 1				Category 2				Winner
							W	K	HC	H	C	K	HC	H	
Red	QUIRICI Elena	SUI	1			1	X				X				
Blue	PEDERSEN Katrine	DEN	3			3									X

Officials

Name	Function
MOLNAR Tamas (HUN)	Referee
HAMARA Robert (NOR)	Judge 1
ALDANA Domingo (VEN)	Judge 2
CHAN Chin San (CHN)	Judge 3
KOBAS Ugur (TUR)	Judge 4

Legend:							
C	Chukoku	H	Hansoku	HC	Hansoku Chui	IP	Ippon
K	Keikoku	W	Warning	WA	Waza-ari	YU	Yuko

Timing and Results provided by  TISSOT



Result List

MATCH NUMBER 109 - MAT B

RAKOVIC Marina 2 - 2 PEDERSEN Katrine
Won by Points


Color	Name	NOC Code	YU	WA	IP	Points	Category 1				Category 2				Winner
							W	K	HC	H	C	K	HC	H	
Red	RAKOVIC Marina	MNE	2			2					X				
Blue	PEDERSEN Katrine	DEN		1		2						X			X

Officials

Name	Function
ALDANA Domingo (VEN)	Referee
HAMARA Robert (NOR)	Judge 1
KOBAS Ugur (TUR)	Judge 2
MOHAMED AHMED Mohey Eldin (EGY)	Judge 3
TRAN Nghia (AUS)	Judge 4

Legend:

C	Chukoku	H	Hansoku	HC	Hansoku Chui	IP	Ippon
K	Keikoku	W	Warning	WA	Waza-ari	YU	Yuko

Timing and Results provided by  TISSOT



Result List

MATCH NUMBER 111 - MAT B


QUIRICI Elena 0 - 0 SOMEYA Kayo
No Winner

Color	Name	NOC Code	YU	WA	IP	Points	Category 1				Category 2				Winner	
							W	K	HC	H	C	K	HC	H		
Red	QUIRICI Elena	SUI				0										
Blue	SOMEYA Kayo	JPN				0					X	X	X			

Officials

Name	Function
MANSOUR Alsultan (WKF)	Referee
HAMARA Robert (NOR)	Judge 1
KOBAS Ugur (TUR)	Judge 2
TRAN Nghia (AUS)	Judge 3
MADANI Fariba (USA)	Judge 4

Legend:							
C	Chukoku	H	Hansoku	HC	Hansoku Chui	IP	Ippon
K	Keikoku	W	Warning	WA	Waza-ari	YU	Yuko

Timing and Results provided by  TISSOT

RESULTS BOOK



Karate Women's Kumite +68kg



THE WORLD GAMES
WROCLAW 2017

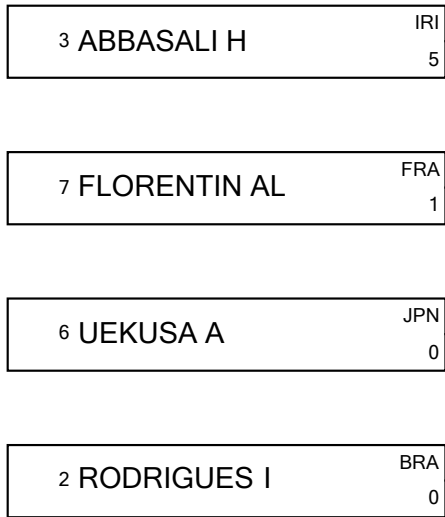
T+ TISSOT



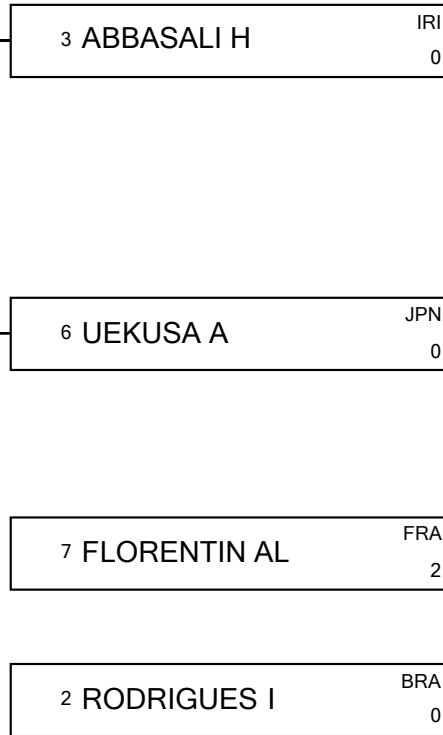
Brackets

As of WED 26 JUL 2017

Semifinals



Finals



MEDALLISTS

Gold	UEKUSA Ayumi	JPN
Silver	ABBASALI Hamideh	IRI
Bronze	FLORENTIN Anne Laure	FRA



Round Robin Summary

As of WED 26 JUL 2017

Elimination - Pool A


Rank	NOC Code	Name	A	B	C	Fights	Won	Tied	Lost	Points	Points For	Points Against	Remark
1	IRI	A ABBASALI Hamideh	-	4	2	2	2	0	0	4	6	1	Q
2	BRA	B RODRIGUES Isabela	0	-	4	2	1	0	1	2	4	4	Q
3	SVK	C TATAROVA Dominika	1	0	-	2	0	0	2	0	1	6	

Elimination - Pool B

Rank	NOC Code	Name	A	B	C	Fights	Won	Tied	Lost	Points	Points For	Points Against	Remark
1	JPN	A UEKUSA Ayumi	-	3	1	2	2	0	0	4	4	0	Q
2	FRA	B FLORENTIN Anne Laure	0	-	3	2	1	0	1	2	3	4	Q
3	POL	C PRZADKA Berenika	0	1	-	2	0	0	2	0	1	4	

Legend:

Q Qualified

Timing and Results provided by  **TISSOT**



Tournament Summary

As of WED 26 JUL 2017

Elimination - Pool A

Rank	NOC Code	Name	A	B	C	Fights	Won	Tied	Lost	Points	Points For	Points Against	Remark
1	IRI	A ABBASALI Hamideh	-	4	2	2	2	0	0	4	6	1	Q
2	BRA	B RODRIGUES Isabela	0	-	4	2	1	0	1	2	4	4	Q
3	SVK	C TATAROVA Dominika	1	0	-	2	0	0	2	0	1	6	

Elimination - Pool B

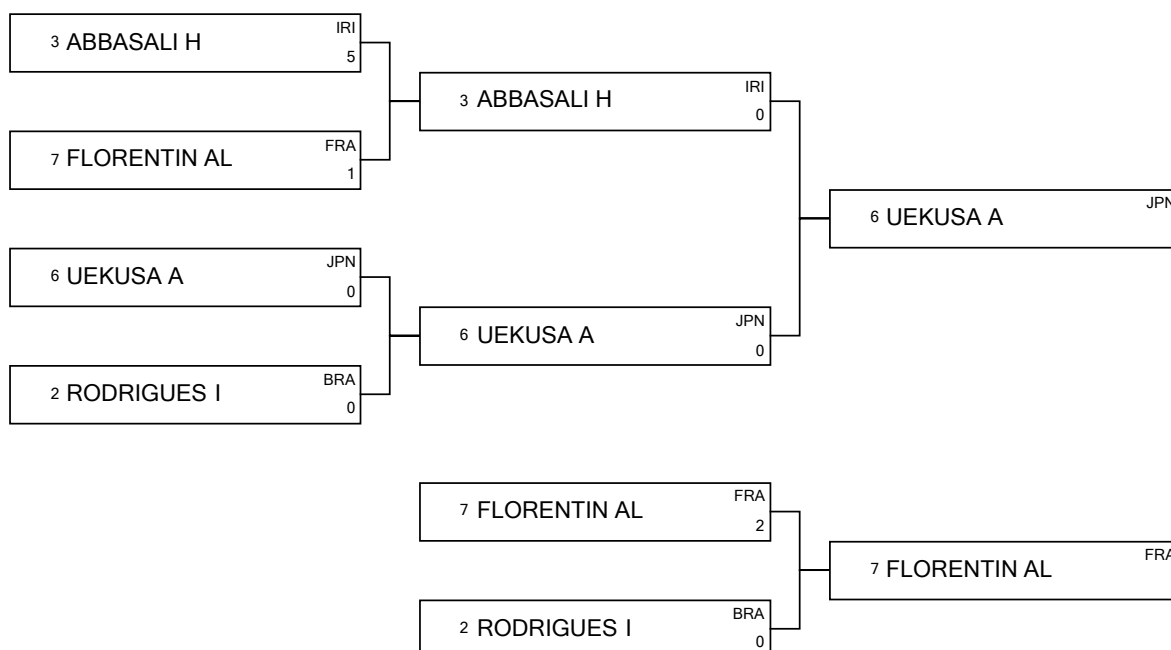
Rank	NOC Code	Name	A	B	C	Fights	Won	Tied	Lost	Points	Points For	Points Against	Remark
1	JPN	A UEKUSA Ayumi	-	3	1	2	2	0	0	4	4	0	Q
2	FRA	B FLORENTIN Anne Laure	0	-	3	2	1	0	1	2	3	4	Q
3	POL	C PRZADKA Berenika	0	1	-	2	0	0	2	0	1	4	

MEDALLISTS

Gold	UEKUSA Ayumi	JPN
Silver	ABBASALI Hamideh	IRI
Bronze	FLORENTIN Anne Laure	FRA

Semifinals

Finals





Medallists

As of WED 26 JUL 2017

Medal	Name	NOC
GOLD	UEKUSA Ayumi	JPN - Japan
SILVER	ABBASALI Hamideh	IRI - Islamic Republic of Iran
BRONZE	FLORENTIN Anne Laure	FRA - France



Result List

MATCH NUMBER 3 - MAT A

FLORENTIN Anne Laure 2 - 0 RODRIGUES Isabela
Won by Points

Color	Name	NOC Code	YU	WA	IP	Points	Category 1				Category 2				Winner	
							W	K	HC	H	C	K	HC	H		
Red	FLORENTIN Anne Laure	FRA	2			2					X					X
Blue	RODRIGUES Isabela	BRA				0										

Officials

Name	Function
VELASCO LOPEZ Juan Antonio (ESP)	Referee
CHAN Chin San (CHN)	Judge 1
ALDANA Domingo (VEN)	Judge 2
KOBAS Ugur (TUR)	Judge 3
TRAN Nghia (AUS)	Judge 4

Legend:							
C	Chukoku	H	Hansoku	HC	Hansoku Chui	IP	Ippon
K	Keikoku	W	Warning	WA	Waza-ari	YU	Yuko

Timing and Results provided by  TISSOT



Result List

MATCH NUMBER 11 - MAT A

ABBASALI Hamideh 0 - 0 UEKUSA Ayumi
Won by Hantei

Color	Name	NOC Code	YU	WA	IP	Points	Category 1				Category 2				Winner
							W	K	HC	H	C	K	HC	H	
Red	ABBASALI Hamideh	IRI				0					X	X			
Blue	UEKUSA Ayumi	JPN				0					X	X			X

Officials

Name	Function
CHAN Chin San (CHN)	Referee
MOHAMED AHMED Mohey Eldin (EGY)	Judge 1
HAMARA Robert (NOR)	Judge 2
VELASCO LOPEZ Juan Antonio (ESP)	Judge 3
MADANI Fariba (USA)	Judge 4

Legend:							
C	Chukoku	H	Hansoku	HC	Hansoku Chui	IP	Ippon
K	Keikoku	W	Warning	WA	Waza-ari	YU	Yuko

Timing and Results provided by  TISSOT



Result List

MATCH NUMBER 29 - MAT A

ABBASALI Hamideh 5 - 1 FLORENTIN Anne Laure
Won by Points

Color	Name	NOC Code	YU	WA	IP	Points	Category 1				Category 2				Winner	
							W	K	HC	H	C	K	HC	H		
Red	ABBASALI Hamideh	IRI	2		1	5										X
Blue	FLORENTIN Anne Laure	FRA	1			1				X	X					

Officials

Name	Function
HEINONEN Pirkko Marika (FIN)	Referee
WIESBOCK Alois (AUT)	Judge 1
ABDALLA ROMERO Guido Francisco (GUA)	Judge 2
ABRIL Monica (ECU)	Judge 3
VELASCO LOPEZ Juan Antonio (ESP)	Judge 4

Legend:							
C	Chukoku	H	Hansoku	HC	Hansoku Chui	IP	Ippon
K	Keikoku	W	Warning	WA	Waza-ari	YU	Yuko

Timing and Results provided by  TISSOT



Result List

MATCH NUMBER 30 - MAT A

UEKUSA Ayumi 0 - 0 RODRIGUES Isabela
Won by Hantei


Color	Name	NOC Code	YU	WA	IP	Points	Category 1				Category 2				Winner
							W	K	HC	H	C	K	HC	H	
Red	UEKUSA Ayumi	JPN				0					X	X	X		X
Blue	RODRIGUES Isabela	BRA				0					X	X	X		

Officials

Name	Function
VELASCO LOPEZ Juan Antonio (ESP)	Referee
METYOUT Zitouni (MAR)	Judge 1
PANOSSIAN Dion Sarkis (AUS)	Judge 2
ORTEGA Raphael (FRA)	Judge 3
HEINONEN Pirkko Marika (FIN)	Judge 4

Legend:

C	Chukoku	H	Hansoku	HC	Hansoku Chui	IP	Ippon
K	Keikoku	W	Warning	WA	Waza-ari	YU	Yuko

Timing and Results provided by  TISSOT



Result List

MATCH NUMBER 20 - MAT A


PRZADKA Berenika 0 - 1 UEKUSA Ayumi
Won by Points

Color	Name	NOC Code	YU	WA	IP	Points	Category 1				Category 2				Winner
							W	K	HC	H	C	K	HC	H	
Red	PRZADKA Berenika	POL				0					X				
Blue	UEKUSA Ayumi	JPN	1			1				X	X				X

Officials

Name	Function
VELASCO LOPEZ Juan Antonio (ESP)	Referee
WIESBOCK Alois (AUT)	Judge 1
ORTEGA Raphael (FRA)	Judge 2
HAMOUTI Rabah (ALG)	Judge 3
PANOSSIAN Dion Sarkis (AUS)	Judge 4

Legend:	
C Chukoku	H Hansoku
K Keikoku	W Warning
HC Hansoku Chui	IP Ippon
WA Waza-ari	YU Yuko

Timing and Results provided by  TISSOT



Result List

MATCH NUMBER 22 - MAT A


PRZADKA Berenika 1 - 3 FLORENTIN Anne Laure
Won by Points

Color	Name	NOC Code	YU	WA	IP	Points	Category 1				Category 2				Winner
							W	K	HC	H	C	K	HC	H	
Red	PRZADKA Berenika	POL	1			1					X	X	X		
Blue	FLORENTIN Anne Laure	FRA	3			3				X					X

Officials

Name	Function
ABDALLA ROMERO Guido Francisco (GUA)	Referee
WIESBOCK Alois (AUT)	Judge 1
HAMOUTI Rabah (ALG)	Judge 2
PANOSSIAN Dion Sarkis (AUS)	Judge 3
ABRIL Monica (ECU)	Judge 4

Legend:							
C	Chukoku	H	Hansoku	HC	Hansoku Chui	IP	Ippon
K	Keikoku	W	Warning	WA	Waza-ari	YU	Yuko

Timing and Results provided by  TISSOT



Result List

MATCH NUMBER 24 - MAT A


UEKUSA Ayumi 3 - 0 FLORENTIN Anne Laure
Won by Points

Color	Name	NOC Code	YU	WA	IP	Points	Category 1				Category 2				Winner
							W	K	HC	H	C	K	HC	H	
Red	UEKUSA Ayumi	JPN	3			3							X		X
Blue	FLORENTIN Anne Laure	FRA				0				X					

Officials

Name	Function
HEINONEN Pirkko Marika (FIN)	Referee
WIESBOCK Alois (AUT)	Judge 1
HAMOUTI Rabah (ALG)	Judge 2
PANOSSIAN Dion Sarkis (AUS)	Judge 3
METYOUT Zitouni (MAR)	Judge 4

Legend:							
C	Chukoku	H	Hansoku	HC	Hansoku Chui	IP	Ippon
K	Keikoku	W	Warning	WA	Waza-ari	YU	Yuko

Timing and Results provided by  TISSOT



Result List

MATCH NUMBER 19 - MAT A


TATAROVA Dominika 0 - 4 RODRIGUES Isabela
Won by Points

Color	Name	NOC Code	YU	WA	IP	Points	Category 1				Category 2				Winner
							W	K	HC	H	C	K	HC	H	
Red	TATAROVA Dominika	SVK				0					X				
Blue	RODRIGUES Isabela	BRA	1		1	4					X				X

Officials

Name	Function
PANOSSIAN Dion Sarkis (AUS)	Referee
ABRIL Monica (ECU)	Judge 1
VELASCO LOPEZ Juan Antonio (ESP)	Judge 2
LEWANDOWSKI Jaroslaw (POL)	Judge 3
ABDALLA ROMERO Guido Francisco (GUA)	Judge 4

Legend:	
C Chukoku	H Hansoku
K Keikoku	W Warning
HC Hansoku Chui	IP Ippon
WA Waza-ari	YU Yuko

Timing and Results provided by  **TISSOT**



Result List

MATCH NUMBER 21 - MAT A

TATAROVA Dominika 1 - 2 ABBASALI Hamideh
Won by Points

Color	Name	NOC Code	YU	WA	IP	Points	Category 1				Category 2				Winner
							W	K	HC	H	C	K	HC	H	
Red	TATAROVA Dominika	SVK	1			1					X	X	X		
Blue	ABBASALI Hamideh	IRI	2			2					X	X			X

Officials

Name	Function
HAMOUTI Rabah (ALG)	Referee
VELASCO LOPEZ Juan Antonio (ESP)	Judge 1
METYOUT Zitouni (MAR)	Judge 2
TAKAHASHI Kazuo (JPN)	Judge 3
HEINONEN Pirkko Marika (FIN)	Judge 4

Legend:							
C	Chukoku	H	Hansoku	HC	Hansoku Chui	IP	Ippon
K	Keikoku	W	Warning	WA	Waza-ari	YU	Yuko

Timing and Results provided by  TISSOT



Result List

MATCH NUMBER 23 - MAT A

RODRIGUES Isabela 0 - 4 ABBASALI Hamideh
Won by Points


Color	Name	NOC Code	YU	WA	IP	Points	Category 1				Category 2				Winner
							W	K	HC	H	C	K	HC	H	
Red	RODRIGUES Isabela	BRA				0					X				
Blue	ABBASALI Hamideh	IRI	2	1		4					X				X

Officials

Name	Function
ORTEGA Raphael (FRA)	Referee
VELASCO LOPEZ Juan Antonio (ESP)	Judge 1
HEINONEN Pirkko Marika (FIN)	Judge 2
LEWANDOWSKI Jaroslaw (POL)	Judge 3
ABDALLA ROMERO Guido Francisco (GUA)	Judge 4

Legend:

C	Chukoku	H	Hansoku	HC	Hansoku Chui	IP	Ippon
K	Keikoku	W	Warning	WA	Waza-ari	YU	Yuko

Timing and Results provided by  TISSOT

RESULTS BOOK



Karate Women's Kata



THE WORLD GAMES
WROCLAW 2017


T+ TISSOT



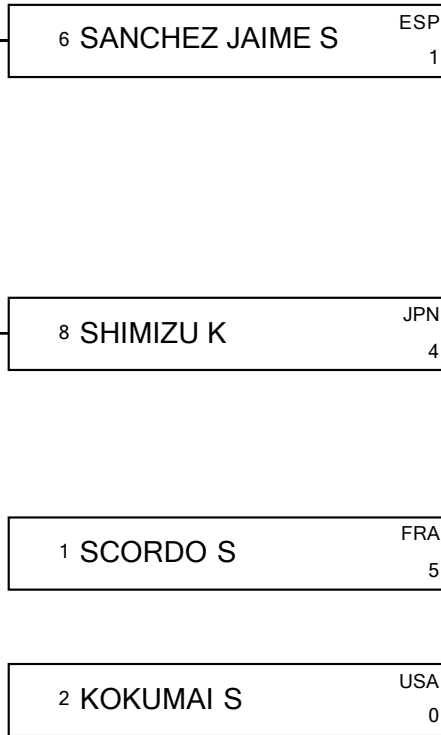
Brackets

As of TUE 25 JUL 2017

Semifinals



Finals



MEDALLISTS

Gold	SHIMIZU Kiyou	JPN
Silver	SANCHEZ JAIME Sandra	ESP
Bronze	SCORDO Sandy	FRA



Round Robin Summary

As of TUE 25 JUL 2017

Elimination - Pool A


Rank	NOC Code	Name	A	B	C	D	Fights	Won	Lost	Points For	Points Against	Remark
1	FRA	A SCORDO Sandy	-	3	5	5	3	3	0	13	2	Q
2	USA	B KOKUMAI Sakura	2	-	5	5	3	2	1	12	3	Q
3	NZL	C ANACAN Alexandra	0	0	-	4	3	1	2	4	11	
4	POL	D CHMIELEWSKA Olga	0	0	1	-	3	0	3	1	14	

Elimination - Pool B

Rank	NOC Code	Name	A	B	C	D	Fights	Won	Lost	Points For	Points Against	Remark
1	JPN	A SHIMIZU Kiyou	-	3	5	5	3	3	0	13	2	Q
2	ESP	B SANCHEZ JAIME Sandra	2	-	5	5	3	2	1	12	3	Q
3	EGY	C SAYED Sarah	0	0	-	4	3	1	2	4	11	
4	ALG	D HADJ SAID Manel Kamilia	0	0	1	-	3	0	3	1	14	

Legend:

Q Qualified

Timing and Results provided by  TISSOT



Tournament Summary

As of TUE 25 JUL 2017

Elimination - Pool A

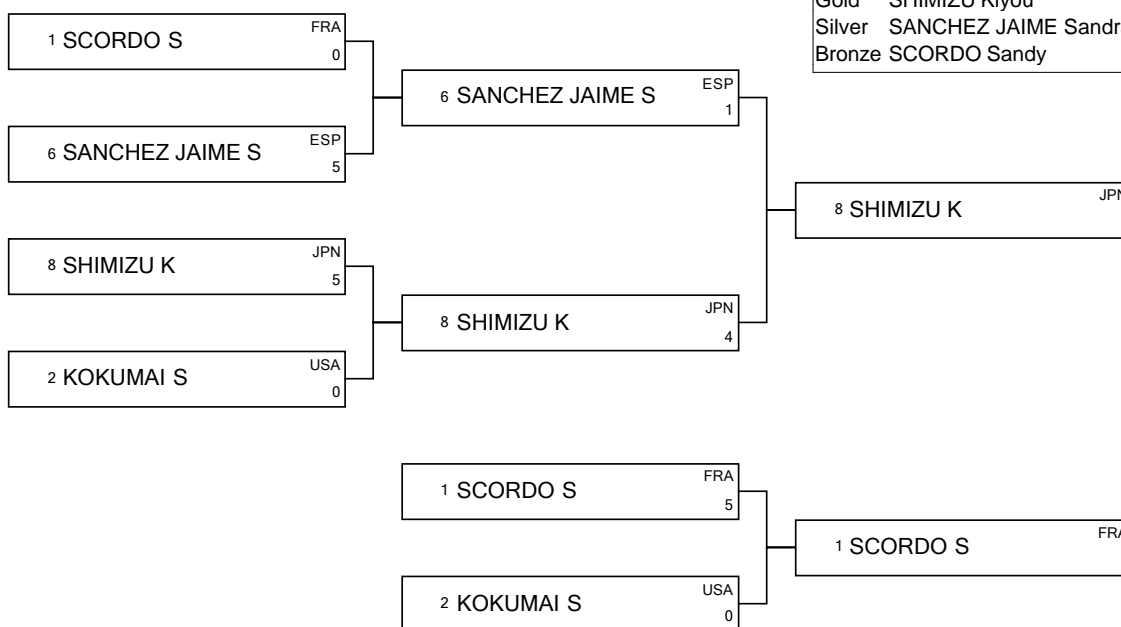
Rank	NOC Code	Name	A	B	C	D	Fights	Won	Lost	Points For	Points Against	Remark
1	FRA	A SCORDO Sandy	-	3	5	5	3	3	0	13	2	Q
2	USA	B KOKUMAI Sakura	2	-	5	5	3	2	1	12	3	Q
3	NZL	C ANACAN Alexandra	0	0	-	4	3	1	2	4	11	
4	POL	D CHMIELEWSKA Olga	0	0	1	-	3	0	3	1	14	

Elimination - Pool B

Rank	NOC Code	Name	A	B	C	D	Fights	Won	Lost	Points For	Points Against	Remark
1	JPN	A SHIMIZU Kiyou	-	3	5	5	3	3	0	13	2	Q
2	ESP	B SANCHEZ JAIME Sandra	2	-	5	5	3	2	1	12	3	Q
3	EGY	C SAYED Sarah	0	0	-	4	3	1	2	4	11	
4	ALG	D HADJ SAID Manel Kamilia	0	0	1	-	3	0	3	1	14	

Semifinals

Finals



MEDALLISTS

Gold SHIMIZU Kiyou JPN
Silver SANCHEZ JAIME Sandra ESP
Bronze SCORDO Sandy FRA



Medallists

As of TUE 25 JUL 2017

Medal	Name	NOC
GOLD	SHIMIZU Kiyou	JPN - Japan
SILVER	SANCHEZ JAIME Sandra	ESP - Spain
BRONZE	SCORDO Sandy	FRA - France

RESULTS BOOK



Karate Men's Kumite 60kg



THE WORLD GAMES
WROCLAW 2017

T+TISSOT



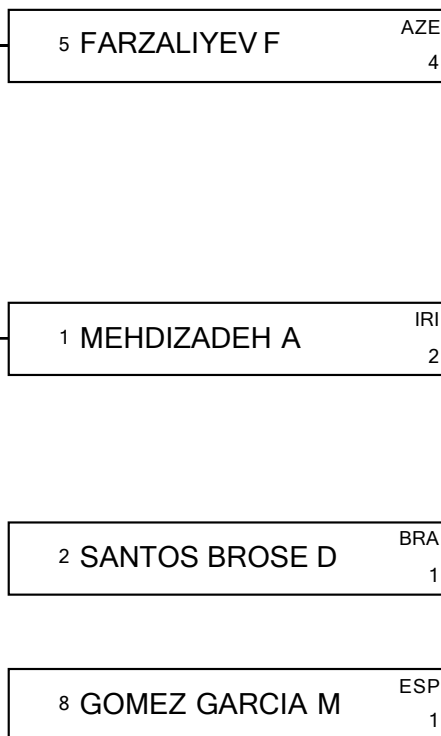
Brackets

As of TUE 25 JUL 2017

Semifinals



Finals



MEDALLISTS

Gold	FARZALIYEV Firdosi	AZE
Silver	MEHDIZADEH Amir	IRI
Bronze	GOMEZ GARCIA Matias	ESP





Round Robin Summary

As of TUE 25 JUL 2017

Elimination - Pool A


Rank	NOC Code	Name	A	B	C	D	Fights	Won	Tied	Lost	Points	Points For	Points Against	Remark
1	BRA	A SANTOS BROSE Douglas	-	1	0	5	3	3	0	0	6	6	1	Q
2	IRI	B MEHDIZADEH Amir	1	-	3	5	3	2	0	1	4	9	2	Q
3	FRA	C AGOUDJIL Sofiane	0	1	-	5	3	1	0	2	2	6	3	
4	POL	D DRAZWESKI Maciej Waldemar	0	0	0	-	3	0	0	3	0	0	15	

Elimination - Pool B

Rank	NOC Code	Name	A	B	C	D	Fights	Won	Tied	Lost	Points	Points For	Points Against	Remark
1	ESP	A GOMEZ GARCIA Matias	-	0	4	3	3	2	1	0	5	7	0	Q
2	AZE	B FARZALIYEV Firdosi	0	-	0	2	3	1	2	0	4	2	0	Q
3	NED	C BERENS Geoffrey	0	0	-	1	3	1	1	1	3	1	5	
4	KSA	D ALMALKI Emad	0	0	1	-	3	0	0	3	0	1	6	

Legend:

Q Qualified

Timing and Results provided by  **TISSOT**



Tournament Summary

As of TUE 25 JUL 2017

Elimination - Pool A

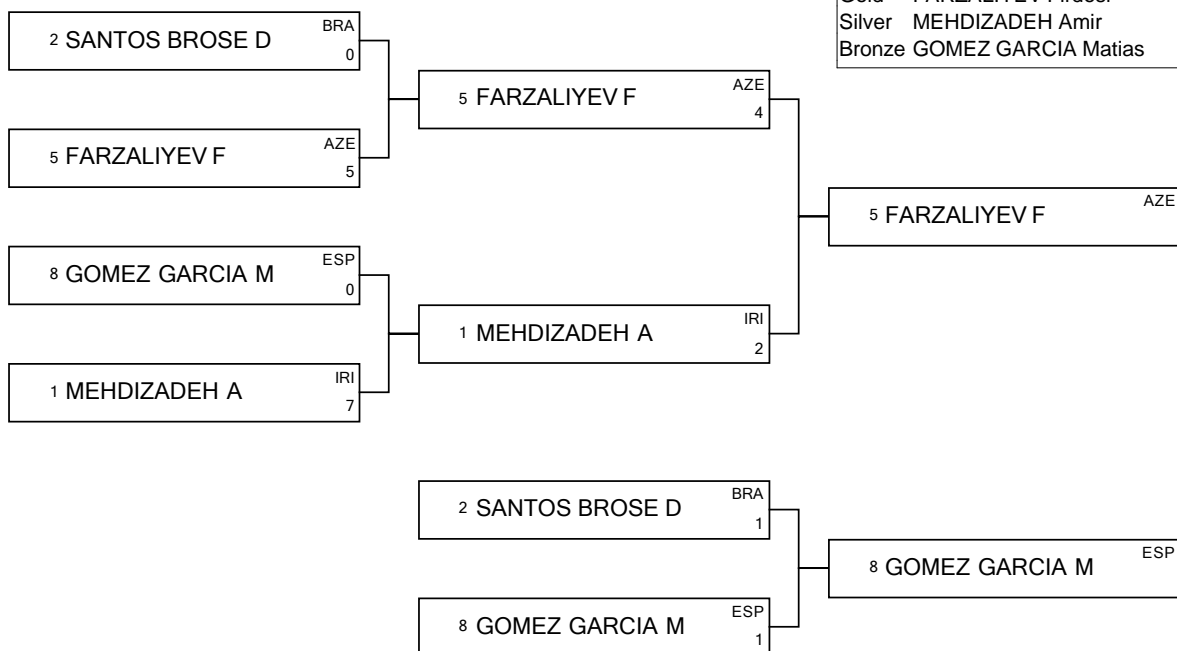
Rank	NOC Code	Name	A	B	C	D	Fights	Won	Tied	Lost	Points	Points For	Points Against	Remark
1	BRA	A SANTOS BROSE Douglas	-	1	0	5	3	3	0	0	6	6	1	Q
2	IRI	B MEHDIZADEH Amir	1	-	3	5	3	2	0	1	4	9	2	Q
3	FRA	C AGOUDJIL Sofiane	0	1	-	5	3	1	0	2	2	6	3	
4	POL	D DRAZWESKI Maciej Waldemar	0	0	0	-	3	0	0	3	0	0	15	

Elimination - Pool B

Rank	NOC Code	Name	A	B	C	D	Fights	Won	Tied	Lost	Points	Points For	Points Against	Remark
1	ESP	A GOMEZ GARCIA Matias	-	0	4	3	3	2	1	0	5	7	0	Q
2	AZE	B FARZALIYEV Firdosi	0	-	0	2	3	1	2	0	4	2	0	Q
3	NED	C BERENS Geoffrey	0	0	-	1	3	1	1	1	3	1	5	
4	KSA	D ALMALKI Emad	0	0	1	-	3	0	0	3	0	1	6	

Semifinals

Finals



MEDALLISTS

Gold FARZALIYEV Firdosi AZE
Silver MEHDIZADEH Amir IRI
Bronze GOMEZ GARCIA Matias ESP



Medallists

As of TUE 25 JUL 2017

Medal	Name	NOC
GOLD	FARZALIYEV Firdosi	AZE - Azerbaijan
SILVER	MEHDIZADEH Amir	IRI - Islamic Republic of Iran
BRONZE	GOMEZ GARCIA Matias	ESP - Spain



Result List

MATCH NUMBER 5 - MAT A


SANTOS BROSE Douglas 1 - 1 GOMEZ GARCIA Matias
Won by Hantei

Color	Name	NOC Code	YU	WA	IP	Points	Category 1				Category 2				Winner	
							W	K	HC	H	C	K	HC	H		
Red	SANTOS BROSE Douglas	BRA	1			1										
Blue	GOMEZ GARCIA Matias	ESP	1			1				X						X

Officials

Name	Function
PUVELAND Herve (FRA)	Referee
MOLNAR Tamas (HUN)	Judge 1
HEINONEN Pirkko Marika (FIN)	Judge 2
LEWANDOWSKI Jaroslaw (POL)	Judge 3
MANSOUR Alsultan (WKF)	Judge 4

Legend:	
C Chukoku	H Hansoku
K Keikoku	W Warning
HC Hansoku Chui	IP Ippon
WA Waza-ari	YU Yuko

Timing and Results provided by  **TISSOT**



Result List

MATCH NUMBER 10 - MAT A

FARZALIYEV Firdosi 4 - 2 MEHDIZADEH Amir
Won by Points


Color	Name	NOC Code	YU	WA	IP	Points	Category 1				Category 2				Winner
							W	K	HC	H	C	K	HC	H	
Red	FARZALIYEV Firdosi	AZE	1		1	4					X	X	X		X
Blue	MEHDIZADEH Amir	IRI	2			2					X	X	X		

Officials

Name	Function
METYOUT Zitouni (MAR)	Referee
ORTEGA Raphael (FRA)	Judge 1
MANSOUR Alsultan (WKF)	Judge 2
LEWANDOWSKI Jaroslaw (POL)	Judge 3
TAKAHASHI Kazuo (JPN)	Judge 4

Legend:

C	Chukoku	H	Hansoku	HC	Hansoku Chui	IP	Ippon
K	Keikoku	W	Warning	WA	Waza-ari	YU	Yuko

Timing and Results provided by  TISSOT



Result List

MATCH NUMBER 41 - MAT A


SANTOS BROSE Douglas 0 - 5 FARZALIYEV Firdosi
Won by Points

Color	Name	NOC Code	YU	WA	IP	Points	Category 1				Category 2				Winner
							W	K	HC	H	C	K	HC	H	
Red	SANTOS BROSE Douglas	BRA				0	X				X	X	X		
Blue	FARZALIYEV Firdosi	AZE		1	1	5					X	X	X	X	

Officials

Name	Function
HAMOUTI Rabah (ALG)	Referee
WIESBOCK Alois (AUT)	Judge 1
PANOSSIAN Dion Sarkis (AUS)	Judge 2
TAKAHASHI Kazuo (JPN)	Judge 3
LEWANDOWSKI Jaroslaw (POL)	Judge 4

Legend:	
C Chukoku	H Hansoku
K Keikoku	W Warning
HC Hansoku Chui	IP Ippon
WA Waza-ari	YU Yuko

Timing and Results provided by  **TISSOT**



Result List

MATCH NUMBER 42 - MAT A


GOMEZ GARCIA Matias 0 - 7 MEHDIZADEH Amir
Won by Points

Color	Name	NOC Code	YU	WA	IP	Points	Category 1				Category 2				Winner
							W	K	HC	H	C	K	HC	H	
Red	GOMEZ GARCIA Matias	ESP				0					X	X			
Blue	MEHDIZADEH Amir	IRI	3	2		7	X	X							X

Officials

Name	Function
TAKAHASHI Kazuo (JPN)	Referee
ABDALLA ROMERO Guido Francisco (GUA)	Judge 1
ABRIL Monica (ECU)	Judge 2
HEINONEN Pirkko Marika (FIN)	Judge 3
HAMOUTI Rabah (ALG)	Judge 4

Legend:	
C Chukoku	H Hansoku
K Keikoku	W Warning
HC Hansoku Chui	IP Ippon
WA Waza-ari	YU Yuko

Timing and Results provided by  **TISSOT**



Result List

MATCH NUMBER 26 - MAT A


FARZALIYEV Firdosi 2 - 0 ALMALKI Emad
Won by Points

Color	Name	NOC Code	YU	WA	IP	Points	Category 1				Category 2				Winner	
							W	K	HC	H	C	K	HC	H		
Red	FARZALIYEV Firdosi	AZE	2			2					X					X
Blue	ALMALKI Emad	KSA				0					X	X				

Officials

Name	Function
VELASCO LOPEZ Juan Antonio (ESP)	Referee
ABDALLA ROMERO Guido Francisco (GUA)	Judge 1
WIESBOCK Alois (AUT)	Judge 2
HEINONEN Pirkko Marika (FIN)	Judge 3
METYOUT Zitouni (MAR)	Judge 4

Legend:							
C	Chukoku	H	Hansoku	HC	Hansoku Chui	IP	Ippon
K	Keikoku	W	Warning	WA	Waza-ari	YU	Yuko

Timing and Results provided by  TISSOT



Result List

MATCH NUMBER 28 - MAT A


BERENS Geoffrey 0 - 4 GOMEZ GARCIA Matias
Won by Points

Color	Name	NOC Code	YU	WA	IP	Points	Category 1				Category 2				Winner	
							W	K	HC	H	C	K	HC	H		
Red	BERENS Geoffrey	NED				0										
Blue	GOMEZ GARCIA Matias	ESP	4			4										X

Officials

Name	Function
ABRIL Monica (ECU)	Referee
WIESBOCK Alois (AUT)	Judge 1
TAKAHASHI Kazuo (JPN)	Judge 2
ORTEGA Raphael (FRA)	Judge 3
LEWANDOWSKI Jaroslaw (POL)	Judge 4

Legend:							
C	Chukoku	H	Hansoku	HC	Hansoku Chui	IP	Ippon
K	Keikoku	W	Warning	WA	Waza-ari	YU	Yuko

Timing and Results provided by  TISSOT



Result List

MATCH NUMBER 30 - MAT A


FARZALIYEV Firdosi 0 - 0 BERENS Geoffrey
No Winner

Color	Name	NOC Code	YU	WA	IP	Points	Category 1				Category 2				Winner
							W	K	HC	H	C	K	HC	H	
Red	FARZALIYEV Firdosi	AZE				0					X	X	X		
Blue	BERENS Geoffrey	NED				0					X	X	X		

Officials

Name	Function
TAKAHASHI Kazuo (JPN)	Referee
WIESBOCK Alois (AUT)	Judge 1
HAMOUTI Rabah (ALG)	Judge 2
PANOSSIAN Dion Sarkis (AUS)	Judge 3
VELASCO LOPEZ Juan Antonio (ESP)	Judge 4

Legend:							
C	Chukoku	H	Hansoku	HC	Hansoku Chui	IP	Ippon
K	Keikoku	W	Warning	WA	Waza-ari	YU	Yuko

Timing and Results provided by  TISSOT



Result List

MATCH NUMBER 32 - MAT A


ALMALKI Emad 0 - 3 GOMEZ GARCIA Matias
Won by Points

Color	Name	NOC Code	YU	WA	IP	Points	Category 1				Category 2				Winner
							W	K	HC	H	C	K	HC	H	
Red	ALMALKI Emad	KSA				0					X	X			
Blue	GOMEZ GARCIA Matias	ESP	3			3							X		X

Officials

Name	Function
HEINONEN Pirkko Marika (FIN)	Referee
PANOSSIAN Dion Sarkis (AUS)	Judge 1
WIESBOCK Alois (AUT)	Judge 2
METYOUT Zitouni (MAR)	Judge 3
LEWANDOWSKI Jaroslaw (POL)	Judge 4

Legend:							
C	Chukoku	H	Hansoku	HC	Hansoku Chui	IP	Ippon
K	Keikoku	W	Warning	WA	Waza-ari	YU	Yuko

Timing and Results provided by  TISSOT



Result List

MATCH NUMBER 34 - MAT A

FARZALIYEV Firdosi 0 - 0 GOMEZ GARCIA Matias
No Winner


Color	Name	NOC Code	YU	WA	IP	Points	Category 1				Category 2				Winner
							W	K	HC	H	C	K	HC	H	
Red	FARZALIYEV Firdosi	AZE				0					X	X	X		
Blue	GOMEZ GARCIA Matias	ESP				0					X	X	X		

Officials

Name	Function
ORTEGA Raphael (FRA)	Referee
PANOSSIAN Dion Sarkis (AUS)	Judge 1
LEWANDOWSKI Jaroslaw (POL)	Judge 2
TAKAHASHI Kazuo (JPN)	Judge 3
ABDALLA ROMERO Guido Francisco (GUA)	Judge 4

Legend:

C	Chukoku	H	Hansoku	HC	Hansoku Chui	IP	Ippon
K	Keikoku	W	Warning	WA	Waza-ari	YU	Yuko

Timing and Results provided by  TISSOT



Result List

MATCH NUMBER 36 - MAT A

ALMALKI Emad 1 - 1 BERENS Geoffrey


Won by Points

Color	Name	NOC Code	YU	WA	IP	Points	Category 1				Category 2				Winner
							W	K	HC	H	C	K	HC	H	
Red	ALMALKI Emad	KSA	1			1					X	X	X		
Blue	BERENS Geoffrey	NED	1			1					X		X		X

Officials

Name	Function
VELASCO LOPEZ Juan Antonio (ESP)	Referee
ABDALLA ROMERO Guido Francisco (GUA)	Judge 1
LEWANDOWSKI Jaroslaw (POL)	Judge 2
HAMOUTI Rabah (ALG)	Judge 3
ORTEGA Raphael (FRA)	Judge 4

Legend:							
C	Chukoku	H	Hansoku	HC	Hansoku Chui	IP	Ippon
K	Keikoku	W	Warning	WA	Waza-ari	YU	Yuko

Timing and Results provided by  TISSOT



Result List

MATCH NUMBER 25 - MAT A


MEHDIZADEH Amir 1 - 1 SANTOS BROSE Douglas
Won by Points

Color	Name	NOC Code	YU	WA	IP	Points	Category 1				Category 2				Winner
							W	K	HC	H	C	K	HC	H	
Red	MEHDIZADEH Amir	IRI	1			1					X		X		
Blue	SANTOS BROSE Douglas	BRA	1			1	X				X	X	X		X

Officials

Name	Function
ABDALLA ROMERO Guido Francisco (GUA)	Referee
VELASCO LOPEZ Juan Antonio (ESP)	Judge 1
TAKAHASHI Kazuo (JPN)	Judge 2
ABRIL Monica (ECU)	Judge 3
ORTEGA Raphael (FRA)	Judge 4

Legend:							
C	Chukoku	H	Hansoku	HC	Hansoku Chui	IP	Ippon
K	Keikoku	W	Warning	WA	Waza-ari	YU	Yuko

Timing and Results provided by  TISSOT



Result List

MATCH NUMBER 27 - MAT A

AGOUDJIL Sofiane 5 - 0 DRAZWESKI Maciej Waldemar
Won by Points

Color	Name	NOC Code	YU	WA	IP	Points	Category 1				Category 2				Winner	
							W	K	HC	H	C	K	HC	H		
Red	AGOUDJIL Sofiane	FRA	2		1	5										X
Blue	DRAZWESKI Maciej Waldemar	POL				0					X					

Officials

Name	Function
METYOUT Zitouni (MAR)	Referee
VELASCO LOPEZ Juan Antonio (ESP)	Judge 1
ABRIL Monica (ECU)	Judge 2
PANOSSIAN Dion Sarkis (AUS)	Judge 3
HAMOUTI Rabah (ALG)	Judge 4

Legend:							
C	Chukoku	H	Hansoku	HC	Hansoku Chui	IP	Ippon
K	Keikoku	W	Warning	WA	Waza-ari	YU	Yuko

Timing and Results provided by  TISSOT



Result List

MATCH NUMBER 29 - MAT A

MEHDIZADEH Amir 3 - 1 AGOUDJIL Sofiane

Won by Points


Color	Name	NOC Code	YU	WA	IP	Points	Category 1				Category 2				Winner	
							W	K	HC	H	C	K	HC	H		
Red	MEHDIZADEH Amir	IRI	1	1		3					X					X
Blue	AGOUDJIL Sofiane	FRA	1			1										

Officials

Name	Function
WIESBOCK Alois (AUT)	Referee
ABRIL Monica (ECU)	Judge 1
METYOUT Zitouni (MAR)	Judge 2
HEINONEN Pirkko Marika (FIN)	Judge 3
ABDALLA ROMERO Guido Francisco (GUA)	Judge 4

Legend:

C Chukoku	H Hansoku	HC Hansoku Chui	IP Ippon
K Keikoku	W Warning	WA Waza-ari	YU Yuko

Timing and Results provided by  **TISSOT**



Result List

MATCH NUMBER 31 - MAT A

SANTOS BROSE Douglas 5 - 0 DRAZWESKI Maciej Waldemar
Won by Points


Color	Name	NOC Code	YU	WA	IP	Points	Category 1				Category 2				Winner	
							W	K	HC	H	C	K	HC	H		
Red	SANTOS BROSE Douglas	BRA	5			5						X	X			X
Blue	DRAZWESKI Maciej Waldemar	POL				0	X				X	X	X			

Officials

Name	Function
HAMOUTI Rabah (ALG)	Referee
ABDALLA ROMERO Guido Francisco (GUA)	Judge 1
ABRIL Monica (ECU)	Judge 2
TAKAHASHI Kazuo (JPN)	Judge 3
ORTEGA Raphael (FRA)	Judge 4

Legend:

C Chukoku	H Hansoku	HC Hansoku Chui	IP Ippon
K Keikoku	W Warning	WA Waza-ari	YU Yuko

Timing and Results provided by  TISSOT



Result List

MATCH NUMBER 33 - MAT A

MEHDIZADEH Amir 5 - 0 DRAZWESKI Maciej Waldemar

Won by Points


Color	Name	NOC Code	YU	WA	IP	Points	Category 1				Category 2				Winner
							W	K	HC	H	C	K	HC	H	
Red	MEHDIZADEH Amir	IRI	5			5					X	X			X
Blue	DRAZWESKI Maciej Waldemar	POL				0					X				

Officials

Name	Function
PANOSSIAN Dion Sarkis (AUS)	Referee
ABRIL Monica (ECU)	Judge 1
HAMOUTI Rabah (ALG)	Judge 2
VELASCO LOPEZ Juan Antonio (ESP)	Judge 3
HEINONEN Pirkko Marika (FIN)	Judge 4

Legend:

C	Chukoku	H	Hansoku	HC	Hansoku Chui	IP	Ippon
K	Keikoku	W	Warning	WA	Waza-ari	YU	Yuko

Timing and Results provided by  **TISSOT**



Result List

MATCH NUMBER 35 - MAT A

SANTOS BROSE Douglas 0 - 0 AGOUDJIL Sofiane
Won by Hansoku


Color	Name	NOC Code	YU	WA	IP	Points	Category 1				Category 2				Winner
							W	K	HC	H	C	K	HC	H	
Red	SANTOS BROSE Douglas	BRA				0					X	X	X		X
Blue	AGOUDJIL Sofiane	FRA				0					X	X	X	X	

Officials

Name	Function
ABDALLA ROMERO Guido Francisco (GUA)	Referee
ABRIL Monica (ECU)	Judge 1
HEINONEN Pirkko Marika (FIN)	Judge 2
WIESBOCK Alois (AUT)	Judge 3
METYOUT Zitouni (MAR)	Judge 4

Legend:

C Chukoku	H Hansoku	HC Hansoku Chui	IP Ippon
K Keikoku	W Warning	WA Waza-ari	YU Yuko

Timing and Results provided by  **TISSOT**

RESULTS BOOK



Karate Men's Kumite 67kg



THE WORLD GAMES
WROCLAW 2017

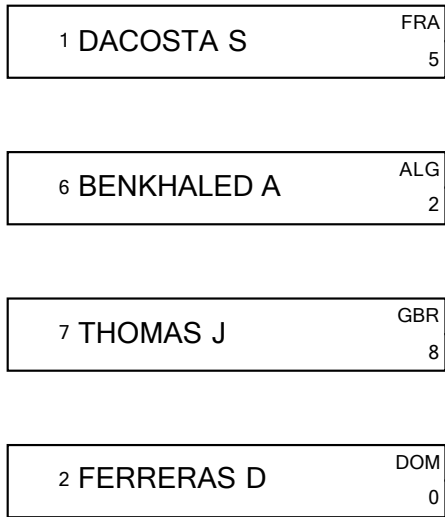
T+ TISSOT



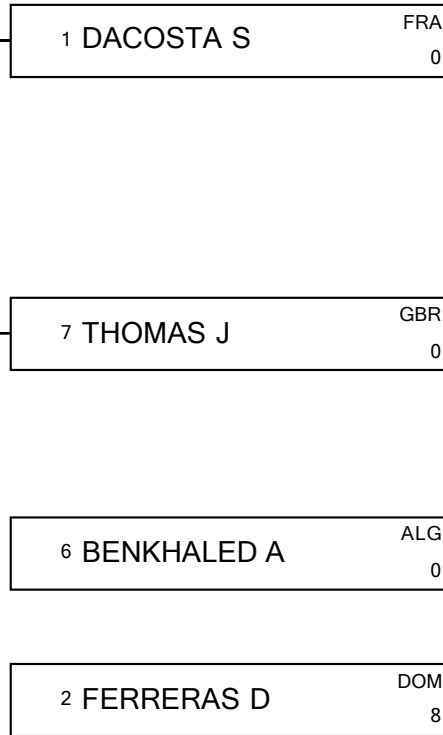
Brackets

As of TUE 25 JUL 2017

Semifinals



Finals



MEDALLISTS

Gold	DACOSTA Steven	FRA
Silver	THOMAS Jordan	GBR
Bronze	FERRERAS Deivis	DOM





Round Robin Summary

As of TUE 25 JUL 2017

Elimination - Pool A

Rank	NOC Code	Name	A	B	C	Fights	Won	Tied	Lost	Points	Points For	Points Against	Remark
1	FRA	A DACOSTA Steven	-	3	7	2	2	0	0	4	10	1	Q
2	DOM	B FERRERAS Devis	1	-	2	2	1	0	1	2	3	4	Q
3	VEN	C MADERA Andres	0	1	-	2	0	0	2	0	1	9	

Elimination - Pool B

Rank	NOC Code	Name	A	B	C	D	Fights	Won	Tied	Lost	Points	Points For	Points Against	Remark
1	GBR	A THOMAS Jordan	-	6	3	0	3	2	1	0	5	9	2	Q
2	ALG	B BENKHALED Abdelatif	0	-	4	1	3	2	0	1	4	5	10	Q
3	HUN	C TADISSI Yves Martial	2	4	-	1	3	1	0	2	2	7	7	
4	AUS	D YAHIRO Tsuneari	0	0	0	-	3	0	1	2	1	0	2	

Legend:

Q Qualified

Timing and Results provided by  **TISSOT**



Tournament Summary

As of TUE 25 JUL 2017

Elimination - Pool A

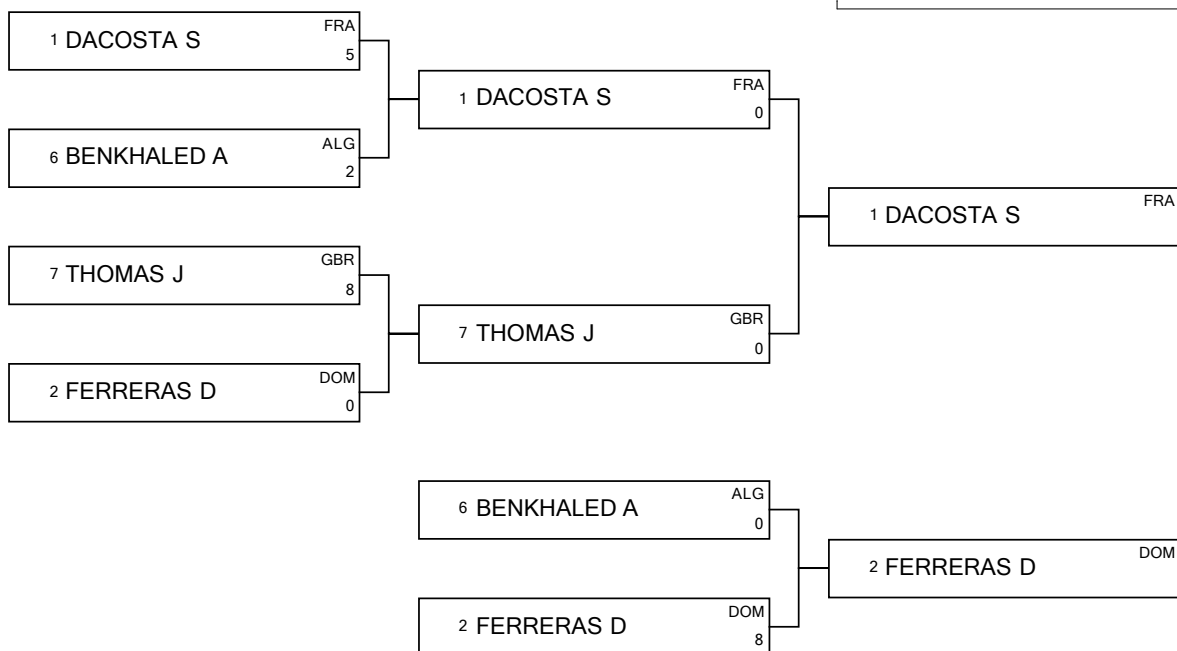
Rank	NOC Code	Name	A	B	C	Fights	Won	Tied	Lost	Points	Points For	Points Against	Remark
1	FRA	A DACOSTA Steven	-	3	7	2	2	0	0	4	10	1	Q
2	DOM	B FERRERAS Devis	1	-	2	2	1	0	1	2	3	4	Q
3	VEN	C MADERA Andres	0	1	-	2	0	0	2	0	1	9	

Elimination - Pool B

Rank	NOC Code	Name	A	B	C	D	Fights	Won	Tied	Lost	Points	Points For	Points Against	Remark
1	GBR	A THOMAS Jordan	-	6	3	0	3	2	1	0	5	9	2	Q
2	ALG	B BENKHALED Abdelatif	0	-	4	1	3	2	0	1	4	5	10	Q
3	HUN	C TADISSI Yves Martial	2	4	-	1	3	1	0	2	2	7	7	
4	AUS	D YAHIRO Tsuneari	0	0	0	-	3	0	1	2	1	0	2	

Semifinals

Finals



MEDALLISTS

Gold	DACOSTA Steven	FRA
Silver	THOMAS Jordan	GBR
Bronze	FERRERAS Devis	DOM



Medallists

As of TUE 25 JUL 2017

Medal	Name	NOC
GOLD	DACOSTA Steven	FRA - France
SILVER	THOMAS Jordan	GBR - Great Britain
BRONZE	FERRERAS Deivis	DOM - Dominican Republic



Result List

REVISED
25 JUL 18:38

MATCH NUMBER 6 - MAT A

BENKHALED Abdelatif 0 - 8 FERRERAS Devis
Won by Hansoku


Color	Name	NOC Code	YU	WA	IP	Points	Category 1				Category 2				Winner
							W	K	HC	H	C	K	HC	H	
Red	BENKHALED Abdelatif	ALG	3			3					X	X	X		
Blue	FERRERAS Devis	DOM	2			2	X	X			X			X	

Officials

Name	Function
MOHAMED AHMED Mohey Eldin (EGY)	Referee
ALDANA Domingo (VEN)	Judge 1
METYOUT Zitouni (MAR)	Judge 2
WIESBOCK Alois (AUT)	Judge 3
ORTEGA Raphael (FRA)	Judge 4

Legend:							
C	Chukoku	H	Hansoku	HC	Hansoku Chui	IP	Ippon
K	Keikoku	W	Warning	WA	Waza-ari	YU	Yuko

Result changed after protest.

Timing and Results provided by  TISSOT



Result List

MATCH NUMBER 12 - MAT A


DACOSTA Steven 0 - 0 THOMAS Jordan
Won by Hantei

Color	Name	NOC Code	YU	WA	IP	Points	Category 1				Category 2				Winner
							W	K	HC	H	C	K	HC	H	
Red	DACOSTA Steven	FRA				0					X	X			X
Blue	THOMAS Jordan	GBR				0	X			X					

Officials

Name	Function
CHAN Chin San (CHN)	Referee
MADANI Fariba (USA)	Judge 1
ABRIL Monica (ECU)	Judge 2
PANOSSIAN Dion Sarkis (AUS)	Judge 3
KOBAS Ugur (TUR)	Judge 4

Legend:							
C	Chukoku	H	Hansoku	HC	Hansoku Chui	IP	Ippon
K	Keikoku	W	Warning	WA	Waza-ari	YU	Yuko

Timing and Results provided by  TISSOT



Result List

MATCH NUMBER 135 - MAT B

DACOSTA Steven 5 - 2 BENKHALED Abdelatif
Won by Points

Color	Name	NOC Code	YU	WA	IP	Points	Category 1				Category 2				Winner
							W	K	HC	H	C	K	HC	H	
Red	DACOSTA Steven	FRA	2		1	5					X	X	X		X
Blue	BENKHALED Abdelatif	ALG	2			2					X				

Officials

Name	Function
MOHAMED AHMED Mohey Eldin (EGY)	Referee
MADANI Fariba (USA)	Judge 1
KOBAS Ugur (TUR)	Judge 2
HAMARA Robert (NOR)	Judge 3
ALDANA Domingo (VEN)	Judge 4

Legend:							
C	Chukoku	H	Hansoku	HC	Hansoku Chui	IP	Ippon
K	Keikoku	W	Warning	WA	Waza-ari	YU	Yuko

Timing and Results provided by  TISSOT



Result List

MATCH NUMBER 136 - MAT B


THOMAS Jordan 8 - 0 FERRERAS Devis
Won by Hansoku

Color	Name	NOC Code	YU	WA	IP	Points	Category 1				Category 2				Winner	
							W	K	HC	H	C	K	HC	H		
Red	THOMAS Jordan	GBR				0					X					X
Blue	FERRERAS Devis	DOM	1			1	X				X	X	X	X		

Officials

Name	Function
ALDANA Domingo (VEN)	Referee
PUVELAND Herve (FRA)	Judge 1
CHAN Chin San (CHN)	Judge 2
TRAN Nghia (AUS)	Judge 3
MOHAMED AHMED Mohey Eldin (EGY)	Judge 4

Legend:							
C	Chukoku	H	Hansoku	HC	Hansoku Chui	IP	Ippon
K	Keikoku	W	Warning	WA	Waza-ari	YU	Yuko

Timing and Results provided by 



Result List

MATCH NUMBER 122 - MAT B


YAHIRO Tsuneari 0 - 1 BENKHALED Abdelatif
Won by Points

Color	Name	NOC Code	YU	WA	IP	Points	Category 1				Category 2				Winner
							W	K	HC	H	C	K	HC	H	
Red	YAHIRO Tsuneari	AUS				0									
Blue	BENKHALED Abdelatif	ALG	1			1				X		X			X

Officials

Name	Function
MOHAMED AHMED Mohey Eldin (EGY)	Referee
CHAN Chin San (CHN)	Judge 1
MOLNAR Tamas (HUN)	Judge 2
ALDANA Domingo (VEN)	Judge 3
PUVELAND Herve (FRA)	Judge 4

Legend:							
C	Chukoku	H	Hansoku	HC	Hansoku Chui	IP	Ippon
K	Keikoku	W	Warning	WA	Waza-ari	YU	Yuko

Timing and Results provided by  TISSOT



Result List

MATCH NUMBER 123 - MAT B

THOMAS Jordan 3 - 2 TADISSI Yves Martial

Won by Points

Color	Name	NOC Code	YU	WA	IP	Points	Category 1				Category 2				Winner	
							W	K	HC	H	C	K	HC	H		
Red	THOMAS Jordan	GBR	3			3					X					X
Blue	TADISSI Yves Martial	HUN	2			2					X					

Officials

Name	Function
MANSOUR Alsultan (WKF)	Referee
HAMARA Robert (NOR)	Judge 1
MOHAMED AHMED Mohey Eldin (EGY)	Judge 2
KOBAS Ugur (TUR)	Judge 3
TRAN Nghia (AUS)	Judge 4

Legend:

C	Chukoku	H	Hansoku	HC	Hansoku Chui	IP	Ippon
K	Keikoku	W	Warning	WA	Waza-ari	YU	Yuko

Timing and Results provided by  TISSOT



Result List

MATCH NUMBER 125 - MAT B


YAHIRO Tsuneari 0 - 0 THOMAS Jordan
No Winner

Color	Name	NOC Code	YU	WA	IP	Points	Category 1				Category 2				Winner
							W	K	HC	H	C	K	HC	H	
Red	YAHIRO Tsuneari	AUS				0					X	X			
Blue	THOMAS Jordan	GBR				0					X				

Officials

Name	Function
MADANI Fariba (USA)	Referee
HAMARA Robert (NOR)	Judge 1
MOHAMED AHMED Mohey Eldin (EGY)	Judge 2
PUVELAND Herve (FRA)	Judge 3
CHAN Chin San (CHN)	Judge 4

Legend:							
C	Chukoku	H	Hansoku	HC	Hansoku Chui	IP	Ippon
K	Keikoku	W	Warning	WA	Waza-ari	YU	Yuko

Timing and Results provided by  TISSOT



Result List

MATCH NUMBER 126 - MAT B


BENKHALED Abdelatif 4 - 4 TADISSI Yves Martial
Won by Points

Color	Name	NOC Code	YU	WA	IP	Points	Category 1				Category 2				Winner	
							W	K	HC	H	C	K	HC	H		
Red	BENKHALED Abdelatif	ALG	1		1	4					X			X		X
Blue	TADISSI Yves Martial	HUN	1		1	4				X						

Officials

Name	Function
PUVELAND Herve (FRA)	Referee
MADANI Fariba (USA)	Judge 1
ALDANA Domingo (VEN)	Judge 2
KOBAS Ugur (TUR)	Judge 3
TRAN Nghia (AUS)	Judge 4

Legend:	
C Chukoku	H Hansoku
K Keikoku	W Warning
HC Hansoku Chui	IP Ippon
WA Waza-ari	YU Yuko

Timing and Results provided by  TISSOT



Result List

MATCH NUMBER 128 - MAT B


YAHIRO Tsuneari 0 - 1 TADISSI Yves Martial
Won by Points

Color	Name	NOC Code	YU	WA	IP	Points	Category 1				Category 2				Winner
							W	K	HC	H	C	K	HC	H	
Red	YAHIRO Tsuneari	AUS				0					X	X			
Blue	TADISSI Yves Martial	HUN	1			1					X	X	X		X

Officials

Name	Function
CHAN Chin San (CHN)	Referee
KOBAS Ugur (TUR)	Judge 1
MADANI Fariba (USA)	Judge 2
ALDANA Domingo (VEN)	Judge 3
PUVELAND Herve (FRA)	Judge 4

Legend:							
C	Chukoku	H	Hansoku	HC	Hansoku Chui	IP	Ippon
K	Keikoku	W	Warning	WA	Waza-ari	YU	Yuko

Timing and Results provided by  TISSOT



Result List

MATCH NUMBER 129 - MAT B


BENKHALED Abdelatif 0 - 6 THOMAS Jordan
Won by Points

Color	Name	NOC Code	YU	WA	IP	Points	Category 1				Category 2				Winner	
							W	K	HC	H	C	K	HC	H		
Red	BENKHALED Abdelatif	ALG				0										
Blue	THOMAS Jordan	GBR	3		1	6										X

Officials

Name	Function
MOLNAR Tamas (HUN)	Referee
MOHAMED AHMED Mohey Eldin (EGY)	Judge 1
HAMARA Robert (NOR)	Judge 2
TRAN Nghia (AUS)	Judge 3
CHAN Chin San (CHN)	Judge 4

Legend:	
C Chukoku	H Hansoku
K Keikoku	W Warning
HC Hansoku Chui	IP Ippon
WA Waza-ari	YU Yuko

Timing and Results provided by  TISSOT



Result List

MATCH NUMBER 124 - MAT B


DACOSTA Steven 3 - 1 FERRERAS Devis
Won by Points

Color	Name	NOC Code	YU	WA	IP	Points	Category 1				Category 2				Winner
							W	K	HC	H	C	K	HC	H	
Red	DACOSTA Steven	FRA	3			3					X	X			X
Blue	FERRERAS Devis	DOM	1			1				X					

Officials

Name	Function
HAMARA Robert (NOR)	Referee
ALDANA Domingo (VEN)	Judge 1
MOLNAR Tamas (HUN)	Judge 2
MANSOUR Alsultan (WKF)	Judge 3
MADANI Fariba (USA)	Judge 4

Legend:							
C	Chukoku	H	Hansoku	HC	Hansoku Chui	IP	Ippon
K	Keikoku	W	Warning	WA	Waza-ari	YU	Yuko

Timing and Results provided by  TISSOT



Result List

MATCH NUMBER 127 - MAT B

DACOSTA Steven 7 - 0 MADERA Andres
Won by Points


Color	Name	NOC Code	YU	WA	IP	Points	Category 1				Category 2				Winner	
							W	K	HC	H	C	K	HC	H		
Red	DACOSTA Steven	FRA	4		1	7					X					X
Blue	MADERA Andres	VEN				0					X	X				

Officials

Name	Function
KOBAS Ugur (TUR)	Referee
HAMARA Robert (NOR)	Judge 1
MOHAMED AHMED Mohey Eldin (EGY)	Judge 2
MANSOUR Alsultan (WKF)	Judge 3
MOLNAR Tamas (HUN)	Judge 4

Legend:

C	Chukoku	H	Hansoku	HC	Hansoku Chui	IP	Ippon
K	Keikoku	W	Warning	WA	Waza-ari	YU	Yuko

Timing and Results provided by  TISSOT



Result List

MATCH NUMBER 130 - MAT B


FERRERAS Deivis 2 - 1 MADERA Andres
Won by Points

Color	Name	NOC Code	YU	WA	IP	Points	Category 1				Category 2				Winner
							W	K	HC	H	C	K	HC	H	
Red	FERRERAS Deivis	DOM	2			2					X		X		X
Blue	MADERA Andres	VEN	1			1				X	X				

Officials

Name	Function
TRAN Nghia (AUS)	Referee
MADANI Fariba (USA)	Judge 1
PUVELAND Herve (FRA)	Judge 2
MANSOUR Alsultan (WKF)	Judge 3
MOLNAR Tamas (HUN)	Judge 4

Legend:							
C	Chukoku	H	Hansoku	HC	Hansoku Chui	IP	Ippon
K	Keikoku	W	Warning	WA	Waza-ari	YU	Yuko

Timing and Results provided by  TISSOT

RESULTS BOOK



Karate Men's Kumite 75kg



THE WORLD GAMES
WROCLAW 2017

T+TISSOT



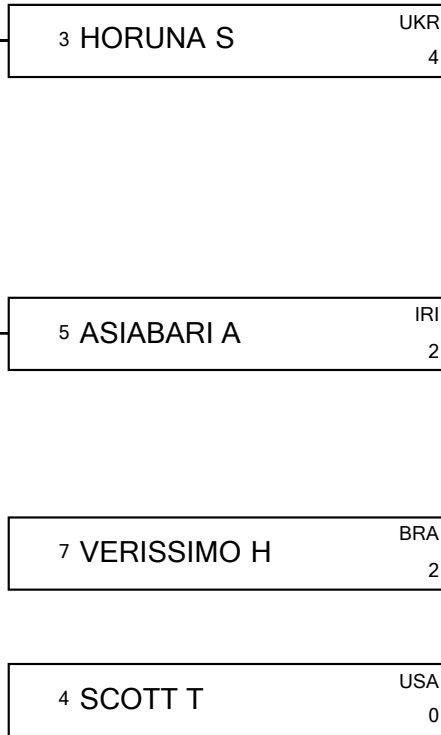
Brackets

As of WED 26 JUL 2017

Semifinals



Finals



MEDALLISTS

Gold	HORUNA Stanislav	UKR
Silver	ASIABARI Aliasghar	IRI
Bronze	VERISSIMO Hernanit	BRA



Round Robin Summary

As of WED 26 JUL 2017

Elimination - Pool A


Rank	NOC Code	Name	A	B	C	D	Fights	Won	Tied	Lost	Points	Points For	Points Against	Remark
1	UKR	A HORUNA Stanislav	-	6	4	6	3	3	0	0	6	16	1	Q
2	USA	B SCOTT Thomas	1	-	4	3	3	2	0	1	4	8	7	Q
3	KAZ	C AINAZAROV Yermek	0	0	-	3	3	1	0	2	2	3	9	
4	POL	D BOGUSZEWSKI Maciej Jan	0	1	1	-	3	0	0	3	0	2	12	

Elimination - Pool B

Rank	NOC Code	Name	A	B	C	D	Fights	Won	Tied	Lost	Points	Points For	Points Against	Remark
1	IRI	A ASIABARI Aliasghar	-	3	2	7	3	3	0	0	6	12	0	Q
2	BRA	B VERISSIMO Hernanit	0	-	2	3	3	2	0	1	4	5	3	Q
3	EGY	C ABDEL RAHMAN Omar	0	0	-	2	3	1	0	2	2	2	4	
4	FIJ	D VEREMALUA Joji	0	0	0	-	3	0	0	3	0	0	12	

Legend:

Q Qualified

Timing and Results provided by  **TISSOT**



Tournament Summary

As of WED 26 JUL 2017

Elimination - Pool A

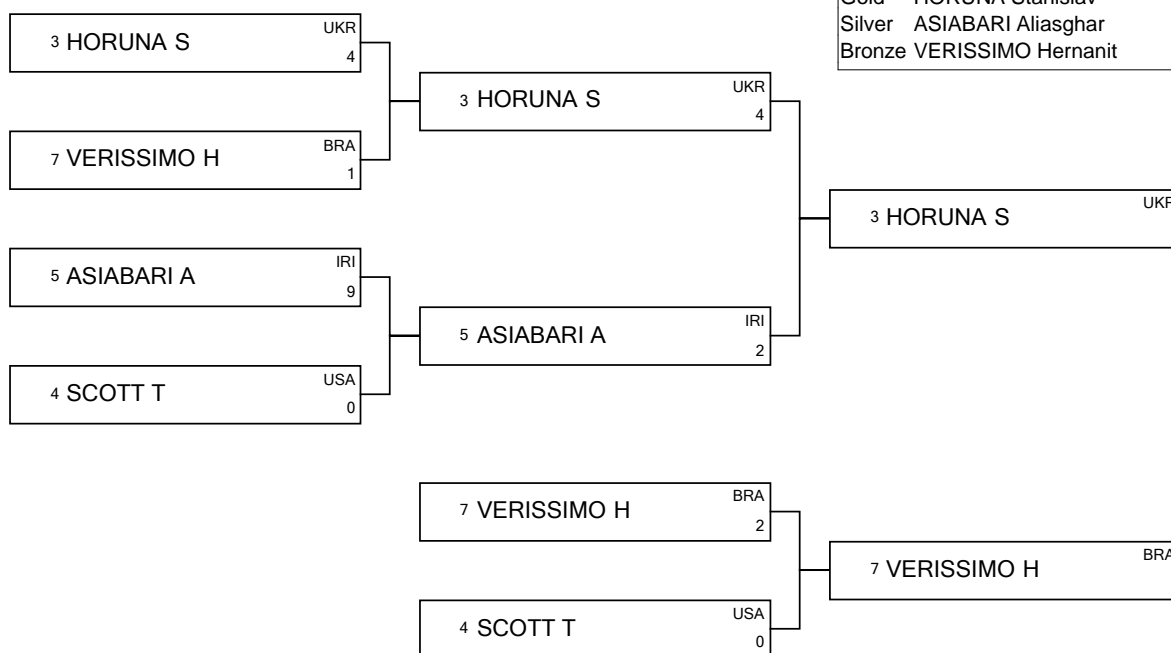
Rank	NOC Code	Name	A	B	C	D	Fights	Won	Tied	Lost	Points	Points For	Points Against	Remark
1	UKR	A HORUNA Stanislav	-	6	4	6	3	3	0	0	6	16	1	Q
2	USA	B SCOTT Thomas	1	-	4	3	3	2	0	1	4	8	7	Q
3	KAZ	C AINAZAROV Yermek	0	0	-	3	3	1	0	2	2	3	9	
4	POL	D BOGUSZEWSKI Maciej Jan	0	1	1	-	3	0	0	3	0	2	12	

Elimination - Pool B

Rank	NOC Code	Name	A	B	C	D	Fights	Won	Tied	Lost	Points	Points For	Points Against	Remark
1	IRI	A ASIABARI Aliasghar	-	3	2	7	3	3	0	0	6	12	0	Q
2	BRA	B VERISSIMO Hernanit	0	-	2	3	3	2	0	1	4	5	3	Q
3	EGY	C ABDEL RAHMAN Omar	0	0	-	2	3	1	0	2	2	2	4	
4	FIJ	D VEREMALUA Joji	0	0	0	-	3	0	0	3	0	0	12	

Semifinals

Finals



MEDALLISTS

Gold HORUNA Stanislav UKR
Silver ASIABARI Aliasghar IRI
Bronze VERISSIMO Hernanit BRA



Medallists

As of WED 26 JUL 2017

Medal	Name	NOC
GOLD	HORUNA Stanislav	UKR - Ukraine
SILVER	ASIABARI Aliasghar	IRI - Islamic Republic of Iran
BRONZE	VERISSIMO Hernanit	BRA - Brazil



Result List

MATCH NUMBER 4 - MAT A


VERISSIMO Hernanit 2 - 0 SCOTT Thomas
Won by Points

Color	Name	NOC Code	YU	WA	IP	Points	Category 1				Category 2				Winner
							W	K	HC	H	C	K	HC	H	
Red	VERISSIMO Hernanit	BRA		1		2					X	X	X		X
Blue	SCOTT Thomas	USA				0	X				X				

Officials

Name	Function
TAKAHASHI Kazuo (JPN)	Referee
PUVELAND Herve (FRA)	Judge 1
MANSOUR Alsultan (WKF)	Judge 2
ABDALLA ROMERO Guido Francisco (GUA)	Judge 3
HAMOUTI Rabah (ALG)	Judge 4

Legend:							
C	Chukoku	H	Hansoku	HC	Hansoku Chui	IP	Ippon
K	Keikoku	W	Warning	WA	Waza-ari	YU	Yuko

Timing and Results provided by  TISSOT



Result List

MATCH NUMBER 8 - MAT A


HORUNA Stanislav 4 - 2 ASIABARI Aliasghar
Won by Points

Color	Name	NOC Code	YU	WA	IP	Points	Category 1				Category 2				Winner	
							W	K	HC	H	C	K	HC	H		
Red	HORUNA Stanislav	UKR	1		1	4	X					X	X	X		X
Blue	ASIABARI Aliasghar	IRI	2			2	X					X				

Officials

Name	Function
ABRIL Monica (ECU)	Referee
KOBAS Ugur (TUR)	Judge 1
CHAN Chin San (CHN)	Judge 2
ALDANA Domingo (VEN)	Judge 3
PANOSSIAN Dion Sarkis (AUS)	Judge 4

Legend:	
C Chukoku	H Hansoku
K Keikoku	W Warning
HC Hansoku Chui	IP Ippon
WA Waza-ari	YU Yuko

Timing and Results provided by 



Result List

MATCH NUMBER 27 - MAT A

HORUNA Stanislav 4 - 1 VERISSIMO Hernanit


Color	Name	NOC Code	YU	WA	IP	Points	Category 1				Category 2				Winner
							W	K	HC	H	C	K	HC	H	
Red	HORUNA Stanislav	UKR	4			4					X				X
Blue	VERISSIMO Hernanit	BRA	1			1				X					

Officials

Name	Function
ORTEGA Raphael (FRA)	Referee
TAKAHASHI Kazuo (JPN)	Judge 1
ABDALLA ROMERO Guido Francisco (GUA)	Judge 2
VELASCO LOPEZ Juan Antonio (ESP)	Judge 3
WIESBOCK Alois (AUT)	Judge 4

Legend:

C Chukoku	H Hansoku	HC Hansoku Chui	IP Ippon
K Keikoku	W Warning	WA Waza-ari	YU Yuko

Timing and Results provided by  **TISSOT**



Result List

MATCH NUMBER 28 - MAT A


ASIABARI Aliasghar 9 - 0 SCOTT Thomas
Won by Points

Color	Name	NOC Code	YU	WA	IP	Points	Category 1				Category 2				Winner
							W	K	HC	H	C	K	HC	H	
Red	ASIABARI Aliasghar	IRI	1	1	2	9					X	X	X		X
Blue	SCOTT Thomas	USA				0					X	X			

Officials

Name	Function
WIESBOCK Alois (AUT)	Referee
HAMOUTI Rabah (ALG)	Judge 1
HEINONEN Pirkko Marika (FIN)	Judge 2
ABRIL Monica (ECU)	Judge 3
ORTEGA Raphael (FRA)	Judge 4

Legend:	
C Chukoku	H Hansoku
K Keikoku	W Warning
HC Hansoku Chui	IP Ippon
WA Waza-ari	YU Yuko

Timing and Results provided by  **TISSOT**



Result List

MATCH NUMBER 8 - MAT A


ASIABARI Aliasghar 7 - 0 VEREMALUA Joji
Won by Points

Color	Name	NOC Code	YU	WA	IP	Points	Category 1				Category 2				Winner
							W	K	HC	H	C	K	HC	H	
Red	ASIABARI Aliasghar	IRI	1		2	7					X				X
Blue	VEREMALUA Joji	FIJ				0					X	X			

Officials

Name	Function
ABRIL Monica (ECU)	Referee
WIESBOCK Alois (AUT)	Judge 1
VELASCO LOPEZ Juan Antonio (ESP)	Judge 2
HAMOUTI Rabah (ALG)	Judge 3
METYOUT Zitouni (MAR)	Judge 4

Legend:							
C	Chukoku	H	Hansoku	HC	Hansoku Chui	IP	Ippon
K	Keikoku	W	Warning	WA	Waza-ari	YU	Yuko

Timing and Results provided by  TISSOT



Result List

MATCH NUMBER 10 - MAT A

VERISSIMO Hernanit 2 - 0 ABDEL RAHMAN Omar
Won by Points

Color	Name	NOC Code	YU	WA	IP	Points	Category 1				Category 2				Winner
							W	K	HC	H	C	K	HC	H	
Red	VERISSIMO Hernanit	BRA	2			2					X	X	X		X
Blue	ABDEL RAHMAN Omar	EGY				0	X				X	X	X		

Officials

Name	Function
VELASCO LOPEZ Juan Antonio (ESP)	Referee
HAMOUTI Rabah (ALG)	Judge 1
ABDALLA ROMERO Guido Francisco (GUA)	Judge 2
ORTEGA Raphael (FRA)	Judge 3
PANOSSIAN Dion Sarkis (AUS)	Judge 4

Legend:							
C	Chukoku	H	Hansoku	HC	Hansoku Chui	IP	Ippon
K	Keikoku	W	Warning	WA	Waza-ari	YU	Yuko

Timing and Results provided by  TISSOT



Result List

MATCH NUMBER 12 - MAT A


ASIABARI Aliasghar 3 - 0 VERISSIMO Hernanit
Won by Points

Color	Name	NOC Code	YU	WA	IP	Points	Category 1				Category 2				Winner
							W	K	HC	H	C	K	HC	H	
Red	ASIABARI Aliasghar	IRI	3			3					X		X		X
Blue	VERISSIMO Hernanit	BRA				0					X	X			

Officials

Name	Function
ABDALLA ROMERO Guido Francisco (GUA)	Referee
HAMOUTI Rabah (ALG)	Judge 1
LEWANDOWSKI Jaroslaw (POL)	Judge 2
TAKAHASHI Kazuo (JPN)	Judge 3
ABRIL Monica (ECU)	Judge 4

Legend:							
C	Chukoku	H	Hansoku	HC	Hansoku Chui	IP	Ippon
K	Keikoku	W	Warning	WA	Waza-ari	YU	Yuko

Timing and Results provided by  TISSOT



Result List

MATCH NUMBER 14 - MAT A

VEREMALUA Joji 0 - 2 ABDEL RAHMAN Omar
Won by Points

Color	Name	NOC Code	YU	WA	IP	Points	Category 1				Category 2				Winner
							W	K	HC	H	C	K	HC	H	
Red	VEREMALUA Joji	FIJ				0	X				X		X		
Blue	ABDEL RAHMAN Omar	EGY	2			2									X

Officials

Name	Function
HEINONEN Pirkko Marika (FIN)	Referee
HAMOUTI Rabah (ALG)	Judge 1
WIESBOCK Alois (AUT)	Judge 2
METYOUT Zitouni (MAR)	Judge 3
ORTEGA Raphael (FRA)	Judge 4

Legend:							
C	Chukoku	H	Hansoku	HC	Hansoku Chui	IP	Ippon
K	Keikoku	W	Warning	WA	Waza-ari	YU	Yuko

Timing and Results provided by  TISSOT



Result List

MATCH NUMBER 16 - MAT A


ASIABARI Aliasghar 2 - 0 ABDEL RAHMAN Omar
Won by Points

Color	Name	NOC Code	YU	WA	IP	Points	Category 1				Category 2				Winner
							W	K	HC	H	C	K	HC	H	
Red	ASIABARI Aliasghar	IRI		1		2					X	X			X
Blue	ABDEL RAHMAN Omar	EGY				0					X	X	X		

Officials

Name	Function
TAKAHASHI Kazuo (JPN)	Referee
WIESBOCK Alois (AUT)	Judge 1
PANOSSIAN Dion Sarkis (AUS)	Judge 2
ABDALLA ROMERO Guido Francisco (GUA)	Judge 3
LEWANDOWSKI Jaroslaw (POL)	Judge 4

Legend:							
C	Chukoku	H	Hansoku	HC	Hansoku Chui	IP	Ippon
K	Keikoku	W	Warning	WA	Waza-ari	YU	Yuko

Timing and Results provided by  TISSOT



Result List

MATCH NUMBER 18 - MAT A


VEREMALUA Joji 0 - 3 VERISSIMO Hernanit
Won by Points

Color	Name	NOC Code	YU	WA	IP	Points	Category 1				Category 2				Winner
							W	K	HC	H	C	K	HC	H	
Red	VEREMALUA Joji	FIJ				0					X	X	X		
Blue	VERISSIMO Hernanit	BRA	3			3					X			X	

Officials

Name	Function
ABRIL Monica (ECU)	Referee
WIESBOCK Alois (AUT)	Judge 1
TAKAHASHI Kazuo (JPN)	Judge 2
HEINONEN Pirkko Marika (FIN)	Judge 3
METYOUT Zitouni (MAR)	Judge 4

Legend:							
C	Chukoku	H	Hansoku	HC	Hansoku Chui	IP	Ippon
K	Keikoku	W	Warning	WA	Waza-ari	YU	Yuko

Timing and Results provided by  TISSOT



Result List

MATCH NUMBER 7 - MAT A

BOGUSZEWSKI Maciej Jan 1 - 3 AINAZAROV Yermek
Won by Points

Color	Name	NOC Code	YU	WA	IP	Points	Category 1				Category 2				Winner
							W	K	HC	H	C	K	HC	H	
Red	BOGUSZEWSKI Maciej Jan	POL	1			1					X	X			
Blue	AINAZAROV Yermek	KAZ			1	3					X	X	X		X

Officials

Name	Function
METYOUT Zitouni (MAR)	Referee
TAKAHASHI Kazuo (JPN)	Judge 1
HEINONEN Pirkko Marika (FIN)	Judge 2
ABDALLA ROMERO Guido Francisco (GUA)	Judge 3
ORTEGA Raphael (FRA)	Judge 4

Legend:	
C Chukoku	H Hansoku
K Keikoku	W Warning
HC Hansoku Chui	IP Ippon
WA Waza-ari	YU Yuko

Timing and Results provided by  **TISSOT**



Result List

MATCH NUMBER 9 - MAT A


HORUNA Stanislav 6 - 1 SCOTT Thomas
Won by Points

Color	Name	NOC Code	YU	WA	IP	Points	Category 1				Category 2				Winner
							W	K	HC	H	C	K	HC	H	
Red	HORUNA Stanislav	UKR	6			6					X			X	X
Blue	SCOTT Thomas	USA	1			1					X				

Officials

Name	Function
PANOSSIAN Dion Sarkis (AUS)	Referee
TAKAHASHI Kazuo (JPN)	Judge 1
HEINONEN Pirkko Marika (FIN)	Judge 2
LEWANDOWSKI Jaroslaw (POL)	Judge 3
ABRIL Monica (ECU)	Judge 4

Legend:							
C	Chukoku	H	Hansoku	HC	Hansoku Chui	IP	Ippon
K	Keikoku	W	Warning	WA	Waza-ari	YU	Yuko

Timing and Results provided by  TISSOT



Result List

MATCH NUMBER 11 - MAT A


BOGUSZEWSKI Maciej Jan 0 - 6 HORUNA Stanislav
Won by Points

Color	Name	NOC Code	YU	WA	IP	Points	Category 1				Category 2				Winner
							W	K	HC	H	C	K	HC	H	
Red	BOGUSZEWSKI Maciej Jan	POL				0					X	X	X		
Blue	HORUNA Stanislav	UKR	3		1	6					X	X		X	

Officials

Name	Function
HAMOUTI Rabah (ALG)	Referee
HEINONEN Pirkko Marika (FIN)	Judge 1
WIESBOCK Alois (AUT)	Judge 2
METYOUT Zitouni (MAR)	Judge 3
VELASCO LOPEZ Juan Antonio (ESP)	Judge 4

Legend:	
C Chukoku	H Hansoku
K Keikoku	W Warning
HC Hansoku Chui	IP Ippon
WA Waza-ari	YU Yuko

Timing and Results provided by  **TISSOT**



Result List

MATCH NUMBER 13 - MAT A

AINAZAROV Yermek 0 - 4 SCOTT Thomas


Won by Points

Color	Name	NOC Code	YU	WA	IP	Points	Category 1				Category 2				Winner
							W	K	HC	H	C	K	HC	H	
Red	AINAZAROV Yermek	KAZ				0					X				
Blue	SCOTT Thomas	USA	2	1		4					X	X			X

Officials

Name	Function
ORTEGA Raphael (FRA)	Referee
HEINONEN Pirkko Marika (FIN)	Judge 1
VELASCO LOPEZ Juan Antonio (ESP)	Judge 2
PANOSSIAN Dion Sarkis (AUS)	Judge 3
ABDALLA ROMERO Guido Francisco (GUA)	Judge 4

Legend:							
C	Chukoku	H	Hansoku	HC	Hansoku Chui	IP	Ippon
K	Keikoku	W	Warning	WA	Waza-ari	YU	Yuko

Timing and Results provided by  TISSOT



Result List

MATCH NUMBER 15 - MAT A

BOGUSZEWSKI Maciej Jan 1 - 3 SCOTT Thomas

Won by Points


Color	Name	NOC Code	YU	WA	IP	Points	Category 1				Category 2				Winner
							W	K	HC	H	C	K	HC	H	
Red	BOGUSZEWSKI Maciej Jan	POL	1			1					X				
Blue	SCOTT Thomas	USA			1	3				X	X				X

Officials

Name	Function
WIESBOCK Alois (AUT)	Referee
HEINONEN Pirkko Marika (FIN)	Judge 1
VELASCO LOPEZ Juan Antonio (ESP)	Judge 2
TAKAHASHI Kazuo (JPN)	Judge 3
ABRIL Monica (ECU)	Judge 4

Legend:

C	Chukoku	H	Hansoku	HC	Hansoku Chui	IP	Ippon
K	Keikoku	W	Warning	WA	Waza-ari	YU	Yuko

Timing and Results provided by  TISSOT



Result List

MATCH NUMBER 17 - MAT A

AINAZAROV Yermek 0 - 4 HORUNA Stanislav

Won by Points


Color	Name	NOC Code	YU	WA	IP	Points	Category 1				Category 2				Winner
							W	K	HC	H	C	K	HC	H	
Red	AINAZAROV Yermek	KAZ				0					X	X	X		
Blue	HORUNA Stanislav	UKR	4			4					X	X	X		X

Officials

Name	Function
METYOUT Zitouni (MAR)	Referee
ABRIL Monica (ECU)	Judge 1
VELASCO LOPEZ Juan Antonio (ESP)	Judge 2
ORTEGA Raphael (FRA)	Judge 3
HAMOUTI Rabah (ALG)	Judge 4

Legend:

C	Chukoku	H	Hansoku	HC	Hansoku Chui	IP	Ippon
K	Keikoku	W	Warning	WA	Waza-ari	YU	Yuko

Timing and Results provided by  TISSOT

RESULTS BOOK



Karate Men's Kumite 84kg



THE WORLD GAMES
WROCLAW 2017

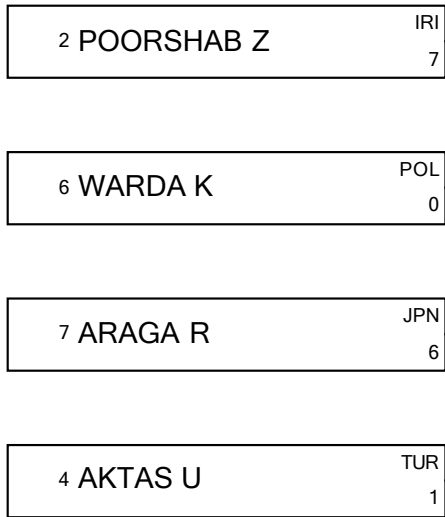
T+TISSOT



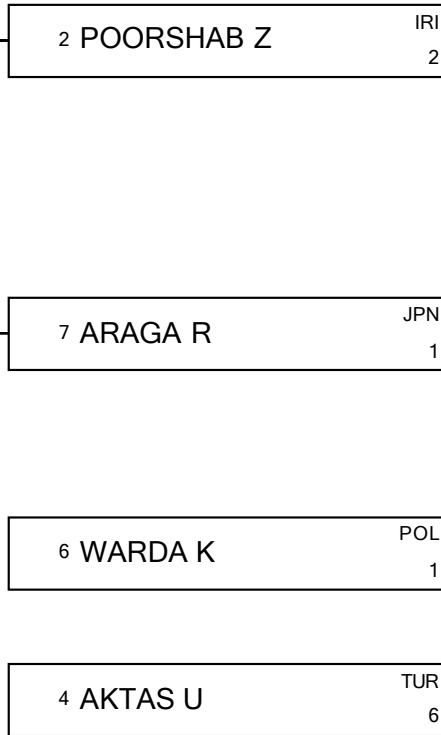
Brackets

As of WED 26 JUL 2017

Semifinals



Finals



MEDALLISTS

Gold	POORSHAB Zabiollah	IRI
Silver	ARAGA Ryutaro	JPN
Bronze	AKTAS Ugur	TUR



Round Robin Summary

As of WED 26 JUL 2017

Elimination - Pool A


Rank	NOC Code	Name	A	B	C	D	Fights	Won	Tied	Lost	Points	Points For	Points Against	Remark
1	IRI	A POORSHAB Zabiollah	-	1	3	2	3	3	0	0	6	6	0	Q
2	TUR	B AKTAS Ugur	0	-	1	5	3	2	0	1	4	6	3	Q
3	GEO	C ARKANIA Gogita	0	0	-	6	3	1	0	2	2	6	4	
4	FRA	D POGNON Kevyn	0	2	0	-	3	0	0	3	0	2	13	

Elimination - Pool B

Rank	NOC Code	Name	A	B	C	D	Fights	Won	Tied	Lost	Points	Points For	Points Against	Remark
1	JPN	A ARAGA Ryutaro	-	4	0	4	3	2	1	0	5	8	0	Q
2	POL	B WARDA Kamil	0	-	1	1	3	1	1	1	3	2	5	Q
3	AZE	C MAMAYEV Aykhan	0	0	-	6	3	1	1	1	3	6	4	
4	DOM	D PEREZ Jorge	0	1	3	-	3	0	1	2	1	4	11	

Legend:

Q Qualified

Timing and Results provided by  **TISSOT**



Tournament Summary

As of WED 26 JUL 2017

Elimination - Pool A

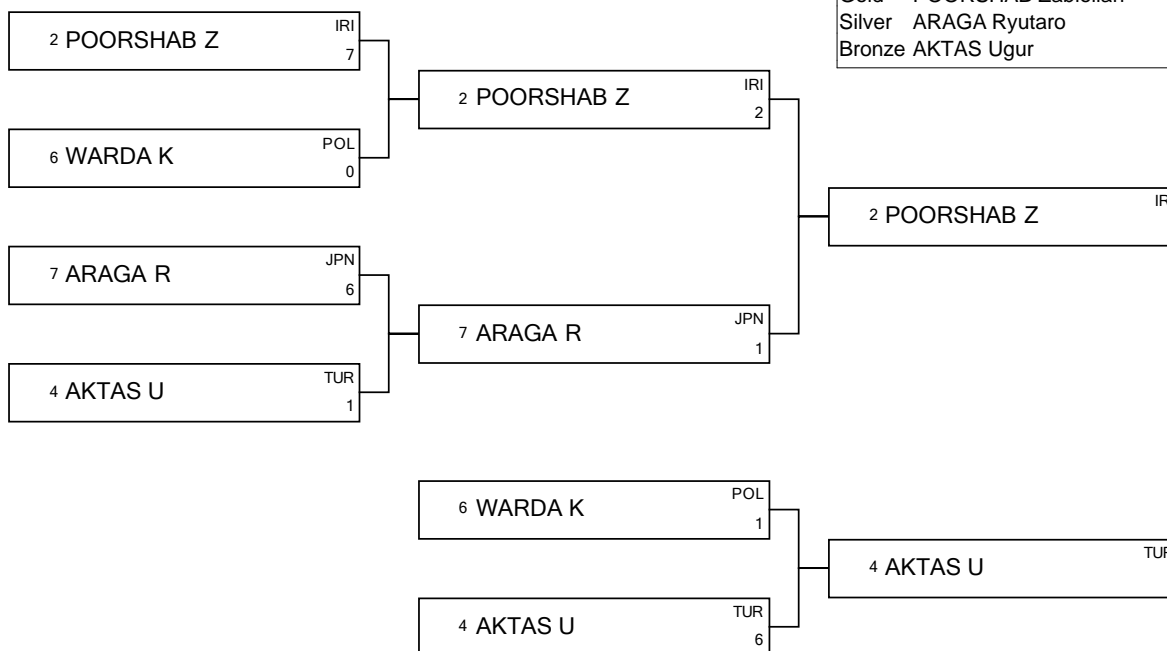
Rank	NOC Code	Name	A	B	C	D	Fights	Won	Tied	Lost	Points	Points For	Points Against	Remark
1	IRI	A POORSHAB Zabiollah	-	1	3	2	3	3	0	0	6	6	0	Q
2	TUR	B AKTAS Ugur	0	-	1	5	3	2	0	1	4	6	3	Q
3	GEO	C ARKANIA Gogita	0	0	-	6	3	1	0	2	2	6	4	
4	FRA	D POGNON Kevyn	0	2	0	-	3	0	0	3	0	2	13	

Elimination - Pool B

Rank	NOC Code	Name	A	B	C	D	Fights	Won	Tied	Lost	Points	Points For	Points Against	Remark
1	JPN	A ARAGA Ryutaro	-	4	0	4	3	2	1	0	5	8	0	Q
2	POL	B WARDA Kamil	0	-	1	1	3	1	1	1	3	2	5	Q
3	AZE	C MAMAYEV Aykhan	0	0	-	6	3	1	1	1	3	6	4	
4	DOM	D PEREZ Jorge	0	1	3	-	3	0	1	2	1	4	11	

Semifinals

Finals



MEDALLISTS

Gold POORSHAB Zabiollah IRI
Silver ARAGA Ryutaro JPN
Bronze AKTAS Ugur TUR



Medallists

As of WED 26 JUL 2017

Medal	Name	NOC
GOLD	POORSHAB Zabiollah	IRI - Islamic Republic of Iran
SILVER	ARAGA Ryutaro	JPN - Japan
BRONZE	AKTAS Ugur	TUR - Turkey



Result List

MATCH NUMBER 5 - MAT A


WARDA Kamil 1 - 6 AKTAS Ugur
Won by Points

Color	Name	NOC Code	YU	WA	IP	Points	Category 1				Category 2				Winner
							W	K	HC	H	C	K	HC	H	
Red	WARDA Kamil	POL	1			1							X		
Blue	AKTAS Ugur	TUR	3		1	6		X		X		X			X

Officials

Name	Function
HAMARA Robert (NOR)	Referee
MADANI Fariba (USA)	Judge 1
MOLNAR Tamas (HUN)	Judge 2
WIESBOCK Alois (AUT)	Judge 3
ORTEGA Raphael (FRA)	Judge 4

Legend:							
C	Chukoku	H	Hansoku	HC	Hansoku Chui	IP	Ippon
K	Keikoku	W	Warning	WA	Waza-ari	YU	Yuko

Timing and Results provided by  TISSOT



Result List

MATCH NUMBER 10 - MAT A


POORSHAB Zabiollah 2 - 1 ARAGA Ryutaro
Won by Points

Color	Name	NOC Code	YU	WA	IP	Points	Category 1				Category 2				Winner
							W	K	HC	H	C	K	HC	H	
Red	POORSHAB Zabiollah	IRI	2			2					X	X	X		X
Blue	ARAGA Ryutaro	JPN	1			1					X	X			

Officials

Name	Function
ALDANA Domingo (VEN)	Referee
ORTEGA Raphael (FRA)	Judge 1
MOLNAR Tamas (HUN)	Judge 2
WIESBOCK Alois (AUT)	Judge 3
HAMOUTI Rabah (ALG)	Judge 4

Legend:							
C	Chukoku	H	Hansoku	HC	Hansoku Chui	IP	Ippon
K	Keikoku	W	Warning	WA	Waza-ari	YU	Yuko

Timing and Results provided by  TISSOT



Result List

MATCH NUMBER 139 - MAT B


POORSHAB Zabiollah 7 - 0 WARDA Kamil
Won by Points

Color	Name	NOC Code	YU	WA	IP	Points	Category 1				Category 2				Winner
							W	K	HC	H	C	K	HC	H	
Red	POORSHAB Zabiollah	IRI	5	1		7	X				X	X			X
Blue	WARDA Kamil	POL				0					X				

Officials

Name	Function
MANSOUR Alsultan (WKF)	Referee
MOHAMED AHMED Mohey Eldin (EGY)	Judge 1
KOBAS Ugur (TUR)	Judge 2
PUVELAND Herve (FRA)	Judge 3
CHAN Chin San (CHN)	Judge 4

Legend:	
C	Chukoku
K	Keikoku
H	Hansoku
W	Warning
HC	Hansoku Chui
WA	Waza-ari
IP	Ippon
YU	Yuko

Timing and Results provided by 



Result List

MATCH NUMBER 140 - MAT B


ARAGA Ryutaro 6 - 1 AKTAS Ugur
Won by Points

Color	Name	NOC Code	YU	WA	IP	Points	Category 1				Category 2				Winner
							W	K	HC	H	C	K	HC	H	
Red	ARAGA Ryutaro	JPN	1	1	1	6					X	X			X
Blue	AKTAS Ugur	TUR	1			1				X	X	X			

Officials

Name	Function
CHAN Chin San (CHN)	Referee
HAMARA Robert (NOR)	Judge 1
MADANI Fariba (USA)	Judge 2
ALDANA Domingo (VEN)	Judge 3
MANSOUR Alsultan (WKF)	Judge 4

Legend:	
C Chukoku	H Hansoku
K Keikoku	W Warning
HC Hansoku Chui	IP Ippon
WA Waza-ari	YU Yuko

Timing and Results provided by  **TISSOT**



Result List

MATCH NUMBER 114 - MAT B


PEREZ Jorge 1 - 1 WARDA Kamil
No Winner

Color	Name	NOC Code	YU	WA	IP	Points	Category 1				Category 2				Winner
							W	K	HC	H	C	K	HC	H	
Red	PEREZ Jorge	DOM	1			1					X	X			
Blue	WARDA Kamil	POL	1			1					X	X	X		

Officials

Name	Function
MADANI Fariba (USA)	Referee
MOHAMED AHMED Mohey Eldin (EGY)	Judge 1
MOLNAR Tamas (HUN)	Judge 2
HAMARA Robert (NOR)	Judge 3
CHAN Chin San (CHN)	Judge 4

Legend:							
C	Chukoku	H	Hansoku	HC	Hansoku Chui	IP	Ippon
K	Keikoku	W	Warning	WA	Waza-ari	YU	Yuko

Timing and Results provided by  TISSOT



Result List

MATCH NUMBER 116 - MAT B

ARAGA Ryutaro 0 - 0 MAMAYEV Aykhan
No Winner


Color	Name	NOC Code	YU	WA	IP	Points	Category 1				Category 2				Winner
							W	K	HC	H	C	K	HC	H	
Red	ARAGA Ryutaro	JPN				0					X	X			
Blue	MAMAYEV Aykhan	AZE				0					X	X	X		

Officials

Name	Function
PUVELAND Herve (FRA)	Referee
MOHAMED AHMED Mohey Eldin (EGY)	Judge 1
MOLNAR Tamas (HUN)	Judge 2
CHAN Chin San (CHN)	Judge 3
KOBAS Ugur (TUR)	Judge 4

Legend:

C Chukoku	H Hansoku	HC Hansoku Chui	IP Ippon
K Keikoku	W Warning	WA Waza-ari	YU Yuko

Timing and Results provided by  **TISSOT**



Result List

MATCH NUMBER 118 - MAT B


PEREZ Jorge 0 - 4 ARAGA Ryutaro
Won by Points

Color	Name	NOC Code	YU	WA	IP	Points	Category 1				Category 2				Winner
							W	K	HC	H	C	K	HC	H	
Red	PEREZ Jorge	DOM				0					X	X	X		
Blue	ARAGA Ryutaro	JPN	2	1		4	X				X			X	

Officials

Name	Function
TRAN Nghia (AUS)	Referee
MOLNAR Tamas (HUN)	Judge 1
CHAN Chin San (CHN)	Judge 2
MANSOUR Alsultan (WKF)	Judge 3
PUVELAND Herve (FRA)	Judge 4

Legend:							
C	Chukoku	H	Hansoku	HC	Hansoku Chui	IP	Ippon
K	Keikoku	W	Warning	WA	Waza-ari	YU	Yuko

Timing and Results provided by  TISSOT



Result List

MATCH NUMBER 120 - MAT B

WARDA Kamil 1 - 0 MAMAYEV Aykhan


Won by Points

Color	Name	NOC Code	YU	WA	IP	Points	Category 1				Category 2				Winner
							W	K	HC	H	C	K	HC	H	
Red	WARDA Kamil	POL	1			1					X	X	X		X
Blue	MAMAYEV Aykhan	AZE				0					X	X	X		

Officials

Name	Function
MOHAMED AHMED Mohey Eldin (EGY)	Referee
MANSOUR Alsultan (WKF)	Judge 1
PUVELAND Herve (FRA)	Judge 2
ALDANA Domingo (VEN)	Judge 3
KOBAS Ugur (TUR)	Judge 4

Legend:	
C	Chukoku
K	Keikoku
H	Hansoku
W	Warning
HC	Hansoku Chui
WA	Waza-ari
IP	Ippon
YU	Yuko

Timing and Results provided by  TISSOT



Result List

MATCH NUMBER 122 - MAT B


PEREZ Jorge 3 - 6 MAMAYEV Aykhan
Won by Points

Color	Name	NOC Code	YU	WA	IP	Points	Category 1				Category 2				Winner	
							W	K	HC	H	C	K	HC	H		
Red	PEREZ Jorge	DOM	3			3										
Blue	MAMAYEV Aykhan	AZE			2	6	X	X				X				X

Officials

Name	Function
HAMARA Robert (NOR)	Referee
MANSOUR Alsultan (WKF)	Judge 1
ALDANA Domingo (VEN)	Judge 2
PUVELAND Herve (FRA)	Judge 3
MADANI Fariba (USA)	Judge 4

Legend:							
C	Chukoku	H	Hansoku	HC	Hansoku Chui	IP	Ippon
K	Keikoku	W	Warning	WA	Waza-ari	YU	Yuko

Timing and Results provided by  TISSOT



Result List

MATCH NUMBER 124 - MAT B


WARDA Kamil 0 - 4 ARAGA Ryutaro
Won by Points

Color	Name	NOC Code	YU	WA	IP	Points	Category 1				Category 2				Winner
							W	K	HC	H	C	K	HC	H	
Red	WARDA Kamil	POL				0					X	X			
Blue	ARAGA Ryutaro	JPN	2	1		4					X	X			X

Officials

Name	Function
MADANI Fariba (USA)	Referee
MANSOUR Alsultan (WKF)	Judge 1
ALDANA Domingo (VEN)	Judge 2
TRAN Nghia (AUS)	Judge 3
CHAN Chin San (CHN)	Judge 4

Legend:							
C	Chukoku	H	Hansoku	HC	Hansoku Chui	IP	Ippon
K	Keikoku	W	Warning	WA	Waza-ari	YU	Yuko

Timing and Results provided by  TISSOT



Result List

MATCH NUMBER 113 - MAT B


ARKANIA Gogita 0 - 3 POORSHAB Zabiollah
Won by Points

Color	Name	NOC Code	YU	WA	IP	Points	Category 1				Category 2				Winner
							W	K	HC	H	C	K	HC	H	
Red	ARKANIA Gogita	GEO				0					X	X	X		
Blue	POORSHAB Zabiollah	IRI	3			3					X	X		X	

Officials

Name	Function
CHAN Chin San (CHN)	Referee
TRAN Nghia (AUS)	Judge 1
KOBAS Ugur (TUR)	Judge 2
MADANI Fariba (USA)	Judge 3
ALDANA Domingo (VEN)	Judge 4

Legend:	
C Chukoku	H Hansoku
K Keikoku	W Warning
HC Hansoku Chui	IP Ippon
WA Waza-ari	YU Yuko

Timing and Results provided by  **TISSOT**



Result List

MATCH NUMBER 115 - MAT B


POGNON Kevyn 2 - 5 AKTAS Ugur
Won by Points

Color	Name	NOC Code	YU	WA	IP	Points	Category 1				Category 2				Winner
							W	K	HC	H	C	K	HC	H	
Red	POGNON Kevyn	FRA		1		2					X				
Blue	AKTAS Ugur	TUR	5			5				X	X	X			X

Officials

Name	Function
MOLNAR Tamas (HUN)	Referee
TRAN Nghia (AUS)	Judge 1
MADANI Fariba (USA)	Judge 2
ALDANA Domingo (VEN)	Judge 3
MANSOUR Alsultan (WKF)	Judge 4

Legend:							
C	Chukoku	H	Hansoku	HC	Hansoku Chui	IP	Ippon
K	Keikoku	W	Warning	WA	Waza-ari	YU	Yuko

Timing and Results provided by  TISSOT



Result List

MATCH NUMBER 117 - MAT B


ARKANIA Gogita 6 - 0 POGNON Kevyn
Won by Points

Color	Name	NOC Code	YU	WA	IP	Points	Category 1				Category 2				Winner
							W	K	HC	H	C	K	HC	H	
Red	ARKANIA Gogita	GEO	3		1	6					X	X			X
Blue	POGNON Kevyn	FRA				0					X				

Officials

Name	Function
KOBAS Ugur (TUR)	Referee
TRAN Nghia (AUS)	Judge 1
MADANI Fariba (USA)	Judge 2
ALDANA Domingo (VEN)	Judge 3
HAMARA Robert (NOR)	Judge 4

Legend:							
C	Chukoku	H	Hansoku	HC	Hansoku Chui	IP	Ippon
K	Keikoku	W	Warning	WA	Waza-ari	YU	Yuko

Timing and Results provided by  TISSOT



Result List

MATCH NUMBER 119 - MAT B

POORSHAB Zabiollah 1 - 0 AKTAS Ugur
Won by Points

Color	Name	NOC Code	YU	WA	IP	Points	Category 1				Category 2				Winner
							W	K	HC	H	C	K	HC	H	
Red	POORSHAB Zabiollah	IRI	1			1	X				X	X	X		X
Blue	AKTAS Ugur	TUR				0					X	X	X		

Officials

Name	Function
ALDANA Domingo (VEN)	Referee
HAMARA Robert (NOR)	Judge 1
TRAN Nghia (AUS)	Judge 2
MADANI Fariba (USA)	Judge 3
MOHAMED AHMED Mohey Eldin (EGY)	Judge 4

Legend:							
C	Chukoku	H	Hansoku	HC	Hansoku Chui	IP	Ippon
K	Keikoku	W	Warning	WA	Waza-ari	YU	Yuko

Timing and Results provided by  TISSOT



Result List

MATCH NUMBER 121 - MAT B

ARKANIA Gogita 0 - 1 AKTAS Ugur
Won by Points


Color	Name	NOC Code	YU	WA	IP	Points	Category 1				Category 2				Winner
							W	K	HC	H	C	K	HC	H	
Red	ARKANIA Gogita	GEO				0					X	X	X		
Blue	AKTAS Ugur	TUR	1			1					X	X	X		X

Officials

Name	Function
MANSOUR Alsultan (WKF)	Referee
MOHAMED AHMED Mohey Eldin (EGY)	Judge 1
TRAN Nghia (AUS)	Judge 2
CHAN Chin San (CHN)	Judge 3
MOLNAR Tamas (HUN)	Judge 4

Legend:

C	Chukoku	H	Hansoku	HC	Hansoku Chui	IP	Ippon
K	Keikoku	W	Warning	WA	Waza-ari	YU	Yuko

Timing and Results provided by  TISSOT



Result List

MATCH NUMBER 123 - MAT B

POORSHAB Zabiollah 2 - 0 POGNON Kevyn


Won by Points

Color	Name	NOC Code	YU	WA	IP	Points	Category 1				Category 2				Winner
							W	K	HC	H	C	K	HC	H	
Red	POORSHAB Zabiollah	IRI	2			2					X	X	X		X
Blue	POGNON Kevyn	FRA				0					X	X	X		

Officials

Name	Function
CHAN Chin San (CHN)	Referee
MOHAMED AHMED Mohey Eldin (EGY)	Judge 1
MOLNAR Tamas (HUN)	Judge 2
KOBAS Ugur (TUR)	Judge 3
HAMARA Robert (NOR)	Judge 4

Legend:							
C	Chukoku	H	Hansoku	HC	Hansoku Chui	IP	Ippon
K	Keikoku	W	Warning	WA	Waza-ari	YU	Yuko

Timing and Results provided by  TISSOT

RESULTS BOOK



Karate Men's Kumite +84kg



THE WORLD GAMES
WROCLAW 2017

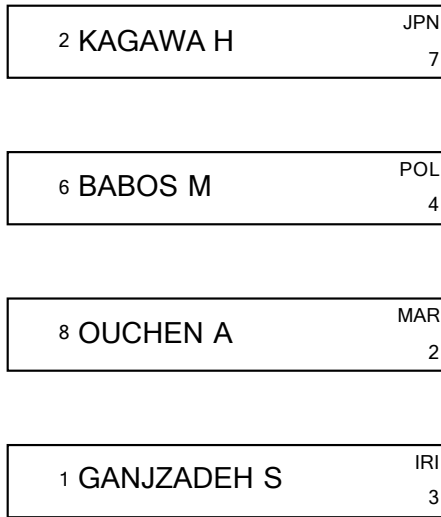
T+TISSOT



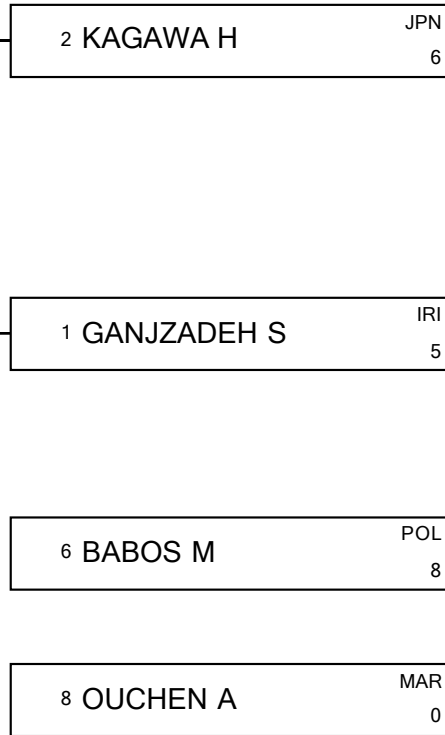
Brackets

As of WED 26 JUL 2017

Semifinals


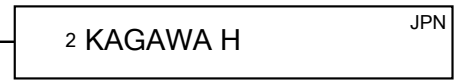


Finals



MEDALLISTS

Gold	KAGAWA Hideyoshi	JPN
Silver	GANJZADEH Sajad	IRI
Bronze	BABOS Michal	POL





Round Robin Summary

As of WED 26 JUL 2017


Elimination - Pool A

Rank	NOC Code	Name	A	B	C	D	Fights	Won	Tied	Lost	Points	Points For	Points Against	Remark
1	JPN	A KAGAWA Hideyoshi	-	4	1	0	3	2	0	1	4	5	12	Q
2	IRI	B GANJZADEH Sajad	4	-	8	4	3	2	0	1	4	16	7	Q
3	GER	C HORNE Jonathan	0	0	-	8	3	1	0	2	2	8	9	
4	CHI	D ROJAS Rodrigo	8	3	0	-	3	1	0	2	2	11	12	

Elimination - Pool B

Rank	NOC Code	Name	A	B	C	D	Fights	Won	Tied	Lost	Points	Points For	Points Against	Remark
1	MAR	A OUCHEN Achraf	-	6	5	9	3	2	0	1	4	20	14	Q
2	POL	B BABOS Michal	7	-	1	3	3	2	0	1	4	11	8	Q
3	CRO	C KVESIC Andjelo	3	2	-	3	3	2	0	1	4	8	6	
4	FRA	D GUILLEM Kenny	4	0	0	-	3	0	0	3	0	4	15	

Legend:
Q Qualified

Timing and Results provided by  **TISSOT**



Tournament Summary

As of WED 26 JUL 2017

Elimination - Pool A

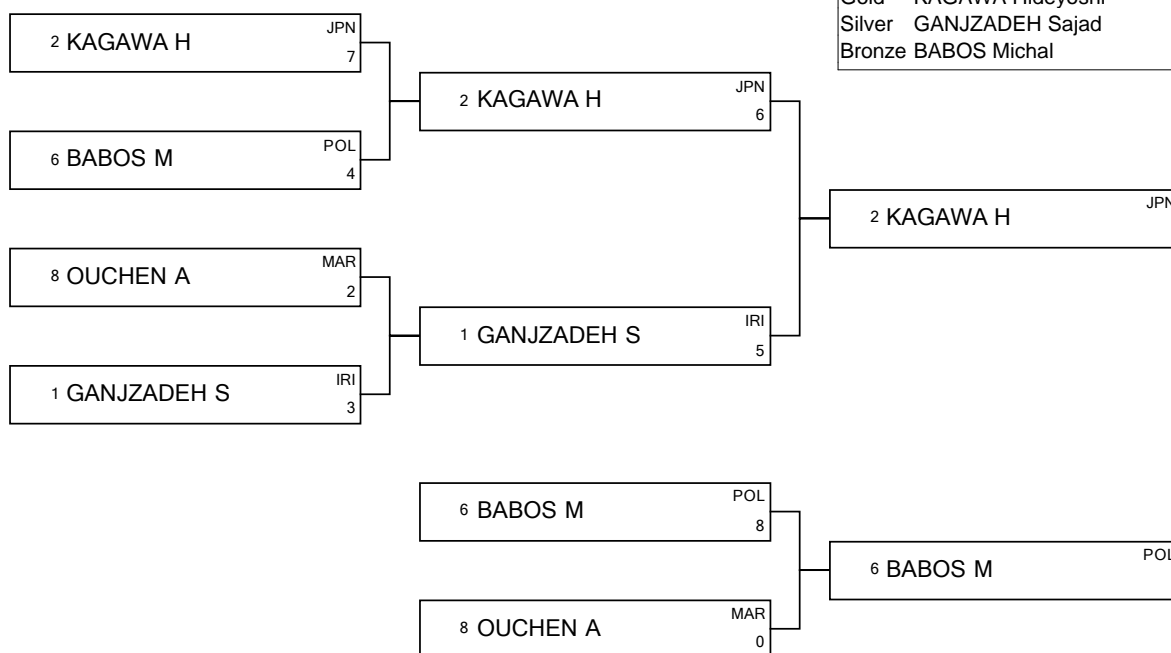
Rank	NOC Code	Name	A	B	C	D	Fights	Won	Tied	Lost	Points	Points For	Points Against	Remark
1	JPN	A KAGAWA Hideyoshi	-	4	1	0	3	2	0	1	4	5	12	Q
2	IRI	B GANJZADEH Sajad	4	-	8	4	3	2	0	1	4	16	7	Q
3	GER	C HORNE Jonathan	0	0	-	8	3	1	0	2	2	8	9	
4	CHI	D ROJAS Rodrigo	8	3	0	-	3	1	0	2	2	11	12	

Elimination - Pool B

Rank	NOC Code	Name	A	B	C	D	Fights	Won	Tied	Lost	Points	Points For	Points Against	Remark
1	MAR	A OUCHEN Achraf	-	6	5	9	3	2	0	1	4	20	14	Q
2	POL	B BABOS Michal	7	-	1	3	3	2	0	1	4	11	8	Q
3	CRO	C KVESIC Andjelo	3	2	-	3	3	2	0	1	4	8	6	
4	FRA	D GUILLEM Kenny	4	0	0	-	3	0	0	3	0	4	15	

Semifinals

Finals



MEDALLISTS

Gold	KAGAWA Hideyoshi	JPN
Silver	GANJZADEH Sajad	IRI
Bronze	BABOS Michal	POL



Medallists

As of WED 26 JUL 2017

Medal	Name	NOC
GOLD	KAGAWA Hideyoshi	JPN - Japan
SILVER	GANJZADEH Sajad	IRI - Islamic Republic of Iran
BRONZE	BABOS Michal	POL - Poland



Result List

MATCH NUMBER 6 - MAT A


BABOS Michal 8 - 0 OUCHEN Achraf
Won by Hansoku

Color	Name	NOC Code	YU	WA	IP	Points	Category 1				Category 2				Winner	
							W	K	HC	H	C	K	HC	H		
Red	BABOS Michal	POL	2		1	5	X					X	X			X
Blue	OUCHEN Achraf	MAR	5			5			X	X	X					

Officials

Name	Function
HEINONEN Pirkko Marika (FIN)	Referee
HAMARA Robert (NOR)	Judge 1
TAKAHASHI Kazuo (JPN)	Judge 2
VELASCO LOPEZ Juan Antonio (ESP)	Judge 3
MOHAMED AHMED Mohey Eldin (EGY)	Judge 4

Legend:	
C	Chukoku
K	Keikoku
H	Hansoku
W	Warning
HC	Hansoku Chui
WA	Waza-ari
IP	Ippon
YU	Yuko

Timing and Results provided by  TISSOT



Result List

MATCH NUMBER 12 - MAT A


KAGAWA Hideyoshi 6 - 5 GANJZADEH Sajad
Won by Points

Color	Name	NOC Code	YU	WA	IP	Points	Category 1				Category 2				Winner
							W	K	HC	H	C	K	HC	H	
Red	KAGAWA Hideyoshi	JPN	6			6					X	X	X		X
Blue	GANJZADEH Sajad	IRI	3	1		5					X	X			

Officials

Name	Function
HAMOUTI Rabah (ALG)	Referee
ABRIL Monica (ECU)	Judge 1
HEINONEN Pirkko Marika (FIN)	Judge 2
METYOUT Zitouni (MAR)	Judge 3
LEWANDOWSKI Jaroslaw (POL)	Judge 4

Legend:							
C	Chukoku	H	Hansoku	HC	Hansoku Chui	IP	Ippon
K	Keikoku	W	Warning	WA	Waza-ari	YU	Yuko

Timing and Results provided by  TISSOT



Result List

MATCH NUMBER 141 - MAT B

KAGAWA Hideyoshi 7 - 4 BABOS Michal
Won by Points

Color	Name	NOC Code	YU	WA	IP	Points	Category 1				Category 2				Winner
							W	K	HC	H	C	K	HC	H	
Red	KAGAWA Hideyoshi	JPN	4		1	7					X	X	X		X
Blue	BABOS Michal	POL	4			4				X	X	X			

Officials

Name	Function
TRAN Nghia (AUS)	Referee
CHAN Chin San (CHN)	Judge 1
MOHAMED AHMED Mohey Eldin (EGY)	Judge 2
HAMARA Robert (NOR)	Judge 3
ALDANA Domingo (VEN)	Judge 4

Legend:							
C	Chukoku	H	Hansoku	HC	Hansoku Chui	IP	Ippon
K	Keikoku	W	Warning	WA	Waza-ari	YU	Yuko

Timing and Results provided by  TISSOT



Result List

MATCH NUMBER 142 - MAT B


OUCHEN Achraf 2 - 3 GANJZADEH Sajad
Won by Points

Color	Name	NOC Code	YU	WA	IP	Points	Category 1				Category 2				Winner
							W	K	HC	H	C	K	HC	H	
Red	OUCHEN Achraf	MAR	2			2					X				
Blue	GANJZADEH Sajad	IRI	3			3				X		X			X

Officials

Name	Function
ALDANA Domingo (VEN)	Referee
MANSOUR Alsultan (WKF)	Judge 1
MOLNAR Tamas (HUN)	Judge 2
PUVELAND Herve (FRA)	Judge 3
TRAN Nghia (AUS)	Judge 4

Legend:							
C	Chukoku	H	Hansoku	HC	Hansoku Chui	IP	Ippon
K	Keikoku	W	Warning	WA	Waza-ari	YU	Yuko

Timing and Results provided by  TISSOT



Result List

MATCH NUMBER 126 - MAT B


GUILLEM Kenny 0 - 3 BABOS Michal
Won by Points

Color	Name	NOC Code	YU	WA	IP	Points	Category 1				Category 2				Winner
							W	K	HC	H	C	K	HC	H	
Red	GUILLEM Kenny	FRA				0					X	X			
Blue	BABOS Michal	POL	3			3					X		X		X

Officials

Name	Function
KOBAS Ugur (TUR)	Referee
MANSOUR Alsultan (WKF)	Judge 1
ALDANA Domingo (VEN)	Judge 2
MOHAMED AHMED Mohey Eldin (EGY)	Judge 3
MOLNAR Tamas (HUN)	Judge 4

Legend:	
C Chukoku	H Hansoku
K Keikoku	W Warning
HC Hansoku Chui	IP Ippon
WA Waza-ari	YU Yuko

Timing and Results provided by  TISSOT



Result List

MATCH NUMBER 128 - MAT B


KVESIC Andjelo 3 - 5 OUCHEN Achraf
Won by Points

Color	Name	NOC Code	YU	WA	IP	Points	Category 1				Category 2				Winner
							W	K	HC	H	C	K	HC	H	
Red	KVESIC Andjelo	CRO	3			3					X	X	X		
Blue	OUCHEN Achraf	MAR	5			5					X				X

Officials

Name	Function
TRAN Nghia (AUS)	Referee
MANSOUR Alsultan (WKF)	Judge 1
ALDANA Domingo (VEN)	Judge 2
PUVELAND Herve (FRA)	Judge 3
HAMARA Robert (NOR)	Judge 4

Legend:							
C	Chukoku	H	Hansoku	HC	Hansoku Chui	IP	Ippon
K	Keikoku	W	Warning	WA	Waza-ari	YU	Yuko

Timing and Results provided by  TISSOT



Result List

MATCH NUMBER 130 - MAT B


GUILLEM Kenny 0 - 3 KVESIC Andjelo
Won by Points

Color	Name	NOC Code	YU	WA	IP	Points	Category 1				Category 2				Winner
							W	K	HC	H	C	K	HC	H	
Red	GUILLEM Kenny	FRA				0	X				X				
Blue	KVESIC Andjelo	CRO			1	3	X				X				X

Officials

Name	Function
MOHAMED AHMED Mohey Eldin (EGY)	Referee
HAMARA Robert (NOR)	Judge 1
ALDANA Domingo (VEN)	Judge 2
KOBAS Ugur (TUR)	Judge 3
TRAN Nghia (AUS)	Judge 4

Legend:							
C	Chukoku	H	Hansoku	HC	Hansoku Chui	IP	Ippon
K	Keikoku	W	Warning	WA	Waza-ari	YU	Yuko

Timing and Results provided by  TISSOT



Result List

MATCH NUMBER 132 - MAT B


BABOS Michal 7 - 6 OUCHEN Achraf
Won by Points

Color	Name	NOC Code	YU	WA	IP	Points	Category 1				Category 2				Winner
							W	K	HC	H	C	K	HC	H	
Red	BABOS Michal	POL	7			7					X	X	X		X
Blue	OUCHEN Achraf	MAR			2	6					X	X			

Officials

Name	Function
HAMARA Robert (NOR)	Referee
TRAN Nghia (AUS)	Judge 1
ALDANA Domingo (VEN)	Judge 2
MOLNAR Tamas (HUN)	Judge 3
MANSOUR Alsultan (WKF)	Judge 4

Legend:							
C	Chukoku	H	Hansoku	HC	Hansoku Chui	IP	Ippon
K	Keikoku	W	Warning	WA	Waza-ari	YU	Yuko

Timing and Results provided by  TISSOT



Result List

MATCH NUMBER 134 - MAT B

GUILLEM Kenny 4 - 9 OUCHEN Achraf
Won by Points

Color	Name	NOC Code	YU	WA	IP	Points	Category 1				Category 2				Winner
							W	K	HC	H	C	K	HC	H	
Red	GUILLEM Kenny	FRA	1		1	4					X	X	X		
Blue	OUCHEN Achraf	MAR	6		1	9					X				X

Officials

Name	Function
MADANI Fariba (USA)	Referee
ALDANA Domingo (VEN)	Judge 1
MANSOUR Alsultan (WKF)	Judge 2
TRAN Nghia (AUS)	Judge 3
CHAN Chin San (CHN)	Judge 4

Legend:

C Chukoku	H Hansoku	HC Hansoku Chui	IP Ippon
K Keikoku	W Warning	WA Waza-ari	YU Yuko

Timing and Results provided by  **TISSOT**



Result List

MATCH NUMBER 136 - MAT B


BABOS Michal 1 - 2 KVESIC Andjelo
Won by Points

Color	Name	NOC Code	YU	WA	IP	Points	Category 1				Category 2				Winner
							W	K	HC	H	C	K	HC	H	
Red	BABOS Michal	POL	1			1					X	X			
Blue	KVESIC Andjelo	CRO	2			2					X	X	X		X

Officials

Name	Function
KOBAS Ugur (TUR)	Referee
MANSOUR Alsultan (WKF)	Judge 1
TRAN Nghia (AUS)	Judge 2
MOHAMED AHMED Mohey Eldin (EGY)	Judge 3
MOLNAR Tamas (HUN)	Judge 4

Legend:							
C	Chukoku	H	Hansoku	HC	Hansoku Chui	IP	Ippon
K	Keikoku	W	Warning	WA	Waza-ari	YU	Yuko

Timing and Results provided by  TISSOT



Result List

MATCH NUMBER 125 - MAT B

GANJZADEH Sajad 4 - 4 KAGAWA Hideyoshi
Won by Points

Color	Name	NOC Code	YU	WA	IP	Points	Category 1				Category 2				Winner
							W	K	HC	H	C	K	HC	H	
Red	GANJZADEH Sajad	IRI	2	1		4					X	X	X		
Blue	KAGAWA Hideyoshi	JPN	2	1		4					X	X	X		X

Officials

Name	Function
MOLNAR Tamas (HUN)	Referee
HAMARA Robert (NOR)	Judge 1
KOBAS Ugur (TUR)	Judge 2
PUVELAND Herve (FRA)	Judge 3
MADANI Fariba (USA)	Judge 4

Legend:							
C	Chukoku	H	Hansoku	HC	Hansoku Chui	IP	Ippon
K	Keikoku	W	Warning	WA	Waza-ari	YU	Yuko

Timing and Results provided by  TISSOT



Result List

MATCH NUMBER 127 - MAT B

ROJAS Rodrigo 0 - 8 HORNE Jonathan
Won by Hansoku

Color	Name	NOC Code	YU	WA	IP	Points	Category 1				Category 2				Winner
							W	K	HC	H	C	K	HC	H	
Red	ROJAS Rodrigo	CHI	1			1					X	X	X	X	
Blue	HORNE Jonathan	GER				0					X				X

Officials

Name	Function
PUVELAND Herve (FRA)	Referee
MADANI Fariba (USA)	Judge 1
KOBAS Ugur (TUR)	Judge 2
TRAN Nghia (AUS)	Judge 3
CHAN Chin San (CHN)	Judge 4

Legend:							
C	Chukoku	H	Hansoku	HC	Hansoku Chui	IP	Ippon
K	Keikoku	W	Warning	WA	Waza-ari	YU	Yuko

Timing and Results provided by  TISSOT



Result List

MATCH NUMBER 129 - MAT B


GANJZADEH Sajad 4 - 3 ROJAS Rodrigo
Won by Points

Color	Name	NOC Code	YU	WA	IP	Points	Category 1				Category 2				Winner
							W	K	HC	H	C	K	HC	H	
Red	GANJZADEH Sajad	IRI	1		1	4					X	X	X		X
Blue	ROJAS Rodrigo	CHI	1	1		3	X				X	X			

Officials

Name	Function
ALDANA Domingo (VEN)	Referee
MADANI Fariba (USA)	Judge 1
CHAN Chin San (CHN)	Judge 2
MOHAMED AHMED Mohey Eldin (EGY)	Judge 3
MOLNAR Tamas (HUN)	Judge 4

Legend:							
C	Chukoku	H	Hansoku	HC	Hansoku Chui	IP	Ippon
K	Keikoku	W	Warning	WA	Waza-ari	YU	Yuko

Timing and Results provided by  TISSOT



Result List

MATCH NUMBER 131 - MAT B

KAGAWA Hideyoshi 1 - 0 HORNE Jonathan
Won by Points

Color	Name	NOC Code	YU	WA	IP	Points	Category 1				Category 2				Winner
							W	K	HC	H	C	K	HC	H	
Red	KAGAWA Hideyoshi	JPN	1			1					X	X	X		X
Blue	HORNE Jonathan	GER				0					X	X			

Officials

Name	Function
MANSOUR Alsultan (WKF)	Referee
MADANI Fariba (USA)	Judge 1
CHAN Chin San (CHN)	Judge 2
MOHAMED AHMED Mohey Eldin (EGY)	Judge 3
PUVELAND Herve (FRA)	Judge 4

Legend:							
C	Chukoku	H	Hansoku	HC	Hansoku Chui	IP	Ippon
K	Keikoku	W	Warning	WA	Waza-ari	YU	Yuko

Timing and Results provided by  TISSOT



Result List

MATCH NUMBER 133 - MAT B

GANJZADEH Sajad 8 - 0 HORNE Jonathan
Won by Hansoku

Color	Name	NOC Code	YU	WA	IP	Points	Category 1				Category 2				Winner
							W	K	HC	H	C	K	HC	H	
Red	GANJZADEH Sajad	IRI				0	X				X	X			X
Blue	HORNE Jonathan	GER				0					X	X	X	X	

Officials

Name	Function
CHAN Chin San (CHN)	Referee
MADANI Fariba (USA)	Judge 1
MOHAMED AHMED Mohey Eldin (EGY)	Judge 2
KOBAS Ugur (TUR)	Judge 3
HAMARA Robert (NOR)	Judge 4

Legend:							
C	Chukoku	H	Hansoku	HC	Hansoku Chui	IP	Ippon
K	Keikoku	W	Warning	WA	Waza-ari	YU	Yuko

Timing and Results provided by  TISSOT



Result List

MATCH NUMBER 135 - MAT B

KAGAWA Hideyoshi 0 - 8 ROJAS Rodrigo
Won by Hansoku

Color	Name	NOC Code	YU	WA	IP	Points	Category 1				Category 2				Winner
							W	K	HC	H	C	K	HC	H	
Red	KAGAWA Hideyoshi	JPN	1			1					X	X	X	X	
Blue	ROJAS Rodrigo	CHI	3			3					X	X	X		X

Officials

Name	Function
MOLNAR Tamas (HUN)	Referee
MADANI Fariba (USA)	Judge 1
HAMARA Robert (NOR)	Judge 2
KOBAS Ugur (TUR)	Judge 3
PUVELAND Herve (FRA)	Judge 4

Legend:							
C	Chukoku	H	Hansoku	HC	Hansoku Chui	IP	Ippon
K	Keikoku	W	Warning	WA	Waza-ari	YU	Yuko

Timing and Results provided by  TISSOT

RESULTS BOOK



Karate Men's Kata



THE WORLD GAMES
WROCLAW 2017

T+ TISSOT



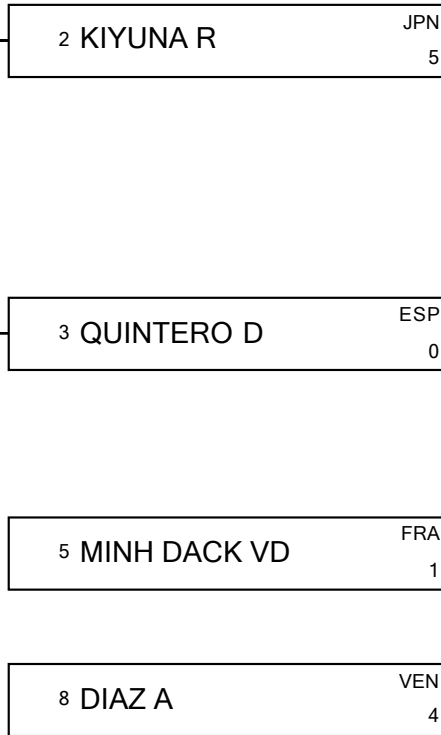
Brackets

As of TUE 25 JUL 2017

Semifinals



Finals



MEDALLISTS

Gold	KİYUNA Ryo	JPN
Silver	QUINTERO Damian	ESP
Bronze	DIAZ Antonio	VEN



Round Robin Summary

As of TUE 25 JUL 2017


Elimination - Pool A

Rank	NOC Code	Name	A	B	C	D	Fights	Won	Lost	Points For	Points Against	Remark
1	JPN	A KİYUNA Ryo	-	5	5	5	3	3	0	15	0	Q
2	ESP	B QUINTERO Damian	0	-	5	5	3	2	1	10	5	Q
3	ITA	C BUSATO Mattia	0	0	-	5	3	1	2	5	10	
4	GER	D SMORGUNER Ilja	0	0	0	-	3	0	3	0	15	

Elimination - Pool B

Rank	NOC Code	Name	A	B	C	D	Fights	Won	Lost	Points For	Points Against	Remark
1	VEN	A DIAZ Antonio	-	5	4	5	3	3	0	14	1	Q
2	FRA	B MINH DACK Vu Duc	0	-	3	5	3	2	1	8	7	Q
3	EGY	C SHAWKY Ahmed	1	2	-	5	3	1	2	8	7	
4	POL	D MACZKA Bartosz	0	0	0	-	3	0	3	0	15	

Legend:
Q Qualified

Timing and Results provided by  **TISSOT**



Tournament Summary

As of TUE 25 JUL 2017

Elimination - Pool A

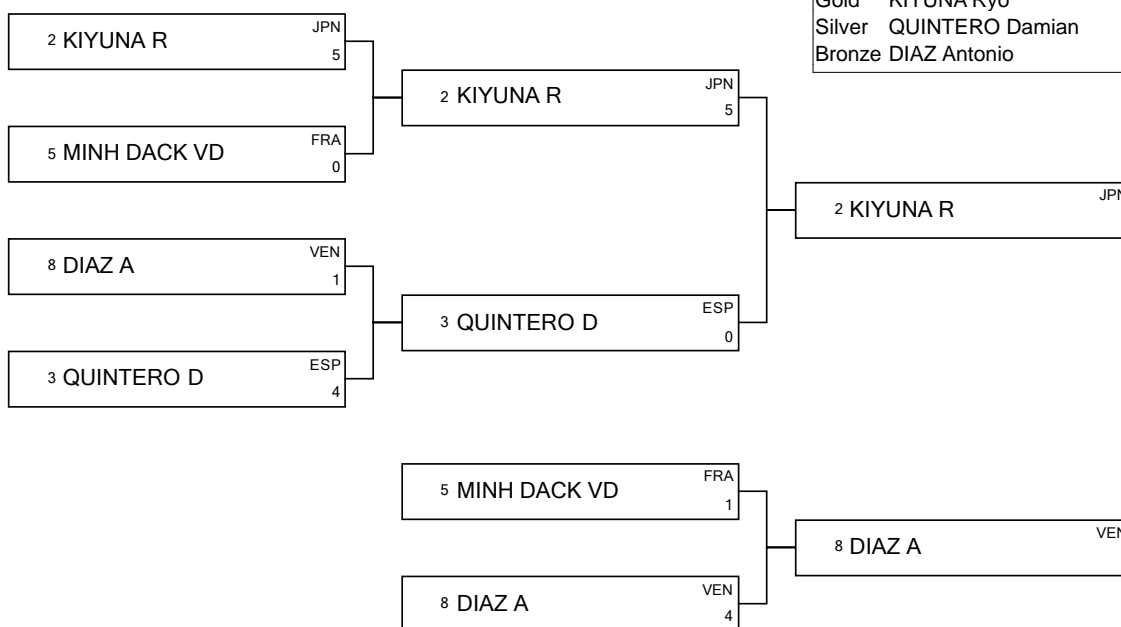
Rank	NOC Code	Name	A	B	C	D	Fights	Won	Lost	Points For	Points Against	Remark
1	JPN	A KİYUNA Ryo	-	5	5	5	3	3	0	15	0	Q
2	ESP	B QUINTERO Damian	0	-	5	5	3	2	1	10	5	Q
3	ITA	C BUSATO Mattia	0	0	-	5	3	1	2	5	10	
4	GER	D SMORGUNER Ilja	0	0	0	-	3	0	3	0	15	

Elimination - Pool B

Rank	NOC Code	Name	A	B	C	D	Fights	Won	Lost	Points For	Points Against	Remark
1	VEN	A DIAZ Antonio	-	5	4	5	3	3	0	14	1	Q
2	FRA	B MINH DACK Vu Duc	0	-	3	5	3	2	1	8	7	Q
3	EGY	C SHAWKY Ahmed	1	2	-	5	3	1	2	8	7	
4	POL	D MACZKA Bartosz	0	0	0	-	3	0	3	0	15	

Semifinals

Finals



MEDALLISTS

Gold KİYUNA Ryo JPN
Silver QUINTERO Damian ESP
Bronze DIAZ Antonio VEN



Medallists

As of TUE 25 JUL 2017

Medal	Name	NOC
GOLD	KIYUNA Ryo	JPN - Japan
SILVER	QUINTERO Damian	ESP - Spain
BRONZE	DIAZ Antonio	VEN - Venezuela

RESULTS BOOK



Kickboxing



THE WORLD GAMES
WROCLAW 2017

T+TISSOT

RESULTS BOOK

TABLE OF CONTENT

20	Kickboxing	1379
20.1	Table of Contents	1380
20.2	Number of Entries by NOC	1383
20.3	Results Summary - Session	1384
20.3.1	Results Summary - Session KI01	1384
20.3.2	Results Summary - Session KI02	1388
20.3.3	Results Summary - Session KI03	1390
20.3.4	Results Summary - Session KI04	1391
20.4	Medallists by Event	1392
20.5	Medal Standings	1393
20.6	Women's K1 52kg	1394
20.6.1	Brackets	1395
20.6.2	Medallists	1396
20.7	Women's K1 56kg	1397
20.7.1	Brackets	1398
20.7.2	Medallists	1399
20.8	Women's K1 60kg	1400
20.8.1	Brackets	1401
20.8.2	Medallists	1402
20.9	Women's K1 65kg	1403
20.9.1	Brackets	1404
20.9.2	Medallists	1405
20.10	Men's K1 63.5kg	1406
20.10.1	Brackets	1407
20.10.2	Medallists	1408
20.11	Men's K1 67kg	1409
20.11.1	Brackets	1410
20.11.2	Medallists	1411





20.12	Men's K1 71kg	1412
20.12.1	Brackets	1413
20.12.2	Medallists	1414
20.13	Men's K1 75kg	1415
20.13.1	Brackets	1416
20.13.2	Medallists	1417
20.14	Men's K1 81kg	1418
20.14.1	Brackets	1419
20.14.2	Medallists	1420
20.15	Men's K1 86kg	1421
20.15.1	Brackets	1422
20.15.2	Medallists	1423
20.16	Men's K1 91kg	1424
20.16.1	Brackets	1425
20.16.2	Medallists	1426
20.17	Men's K1 +91kg	1427
20.17.1	Brackets	1428
20.17.2	Medallists	1429





Number of Entries by NOC

As of WED 26 JUL 2017

	Men									Women					Total Athletes
	K1 63.5kg	K1 67kg	K1 71kg	K1 75kg	K1 81kg	K1 86kg	K1 91kg	K1 +91kg	Total Entries	K1 52kg	K1 56kg	K1 60kg	K1 65kg	Total Entries	
AUT - Austria										1	1			2	2
BIH - Bosnia and Herzegovina						1			1						1
BRA - Brazil			1	1				1	1	4		1			1
BUL - Bulgaria			1		1					2					2
CAN - Canada		1						1		2					2
CHN - People's Republic of China										1					1
CRO - Croatia	1					1	1	1		4					4
CZE - Czech Republic								1		1		1			1
FRA - France				1						1					1
GBR - Great Britain										1					1
IRI - Islamic Republic of Iran	1	1		1	1	1				5		1			1
ISR - Israel			1							1					1
ITA - Italy		1								1		1		1	2
JOR - Jordan			1							1			1		1
KAZ - Kazakhstan								1		1			1		1
KGZ - Kyrgyzstan	1									1					1
MAR - Morocco	1		1	1		1	1	1		6			1	1	2
MDA - Republic of Moldova				1	1	1	1			4					4
MEX - Mexico	1									1			1		1
MRI - Mauritius					1					1					1
NED - Netherlands													1		1
POL - Poland	1	1	1	1	1	1	1	1		8		1	1	1	3
RUS - Russian Federation		1		1	1	1	1			5	1		1		2
SRB - Serbia	1	1		1	1			1		5				1	1
SVK - Slovakia			1							1	1		1	1	3
SWE - Sweden													1		1
TJK - Tajikistan											1				1
TUN - Tunisia											1				1
TUR - Turkey		1						1		2		1			1
UKR - Ukraine	1	1	1					1		4			1		1
USA - United States of America					1	1				2	1			1	2
Total	8	8	8	8	8	8	8	8	64	8	7	8	8	31	95

Legend:
K1 K1 Rules

Timing and Results provided by  TISSOT



Results Summary

SESSION 1 - RING 1

Contest No	Weight Category	Round	Color	Draw No	Name	NOC Code	Points	Winner	Dec.	Officials
1	Women's K1 52kg	Quarterfinals	RED	1	MARKOWSKA Monika	GBR	0		VP	R:SVK J:POL J:ITA J:EST
			BLUE	2	POSKREBYSHEVA Anna	RUS	3	X		
2	Women's K1 52kg	Quarterfinals	RED	3	TAM Si Long	CHN	2	X	VP	R:SVK J:POL J:ITA J:EST
			BLUE	4	KHOLOVA Zuhro	TJK	1			
3	Women's K1 52kg	Quarterfinals	RED	5	WINKELMANN Myra	AUT	1		VP	R:CAN J:POL J:DEN J:LTU
			BLUE	6	AHLEM Elgoul	TUN	2	X		
4	Women's K1 52kg	Quarterfinals	RED	7	CHOCHLIKOVA Monika	SVK	2	X	VP	R:CAN J:POL J:DEN J:LTU
			BLUE	8	ACORD Ashley	USA	1			
5	Women's K1 56kg	Quarterfinals	RED	1	WHABY Amal	ITA	1		VP	R:SVK J:EST J:DEN J:LTU
			BLUE	2	MASKOVA Sandra	CZE	2	X		
6	Women's K1 56kg	Quarterfinals	RED	5	ASSIS Pamela Mara	BRA	0		VP	R:SVK J:EST J:DEN J:LTU
			BLUE	6	FIEDLER Christin	AUT	3	X		
7	Women's K1 56kg	Quarterfinals	RED	7	AYGUN Seda Duygu	TUR	3	X	VP	R:CAN J:EST J:ITA J:POL
			BLUE	8	ALIZADEHSHARAFSHADEH Fatemeh	IRI	0			
8	Men's K1 63.5kg	Quarterfinals	RED	1	KONOVALOV Aleksandar	SRB	3	X	VP	R:CAN J:EST J:ITA J:POL
			BLUE	2	MORADI Iraj	IRI	0			
9	Men's K1 63.5kg	Quarterfinals	RED	3	SAILANE Mohamed Ibrahim	MAR	0		VP	R:DEN J:LTU J:SVK J:CAN
			BLUE	4	KALICKI Aleksander	POL	3	X		
10	Men's K1 63.5kg	Quarterfinals	RED	5	FEDOSEEV Aleksei	KGZ	1		VP	R:DEN J:LTU J:SVK J:CAN
			BLUE	6	DESKAJ Muhamet	CRO	2	X		
11	Men's K1 63.5kg	Quarterfinals	RED	7	ACEVES MARTINEZ David	MEX	1		VP	R:LTU J:ITA J:EST J:CAN
			BLUE	8	SANANZADE Orfan	UKR	2	X		
12	Men's K1 67kg	Quarterfinals	RED	1	KAZIECZKO Wojciech	POL	3	X	VP	R:LTU J:ITA J:EST J:CAN
			BLUE	2	EYMUR Burak	TUR	0			
13	Men's K1 67kg	Quarterfinals	RED	3	MIJAJLOVIC Slobodan	SRB	3	X	VP	R:EST J:POL J:DEN J:SVK
			BLUE	4	UKRAINETS Vladislav	RUS	0			
14	Men's K1 67kg	Quarterfinals	RED	5	ANDRULLI Danilo	ITA	0		VP	R:EST J:POL J:DEN J:SVK
			BLUE	6	HINDS Jason	CAN	3	X		
15	Men's K1 67kg	Quarterfinals	RED	7	AMNI Hamid	IRI	0		VP	R:POL J:LTU J:ITA J:CAN
			BLUE	8	PERETIATKO Yurii	UKR	3	X		
16	Men's K1 71kg	Quarterfinals	RED	1	DUBINA Vitalii	UKR	3	X	VP	R:POL J:LTU J:ITA J:CAN
			BLUE	2	HASAN Ali Ahmad Khalaf	JOR	0			
17	Men's K1 71kg	Quarterfinals	RED	3	KRET Marcin	POL	0		VP	R:ITA J:DEN J:SVK J:EST
			BLUE	4	GERSHON Itai	ISR	3	X		



Results Summary

SESSION 1 - RING 1

Contest No	Weight Category	Round	Color	Draw No	Name	NOC Code	Points	Winner	Dec.	Officials
18	Men's K1 71kg	Quarterfinals	RED	5	GAZANI Bruno	BRA	3	X	VP	R:ITA J:DEN J:SVK J:EST
			BLUE	6	QABISSI Saad	MAR	0			
19	Men's K1 71kg	Quarterfinals	RED	7	SMOLAR Miroslav	SVK	0		VP	R:POL J:LTU J:CAN J:EST
			BLUE	8	SHUMAROV Bogdan	BUL	3	X		
20	Men's K1 75kg	Quarterfinals	RED	1	LOPES Wallace	BRA	2	X	VP	R:POL J:LTU J:CAN J:EST
			BLUE	2	LAZRAK Mohamed	MAR	1			
21	Men's K1 75kg	Quarterfinals	RED	3	LAAOUATNI Zakaria	FRA	3	X	VP	R:ITA J:DEN J:CAN J:SVK
			BLUE	4	BEJENARU Alexandru	MDA	0			
22	Men's K1 75kg	Quarterfinals	RED	5	JALOMI Ljubo	SRB	0		VP	R:ITA J:DEN J:CAN J:SVK
			BLUE	6	RONKIEWICZ Michal	POL	3	X		
23	Men's K1 75kg	Quarterfinals	RED	7	DATSIEV Datsi	RUS	3	X	KO	R:LTU J:DEN J:POL J:EST
			BLUE	8	KHOSHKALAM SOLEIMANDARABI SeyedAmi	IRI	0			



Results Summary

SESSION 1 - RING 2

Contest No	Weight Category	Round	Color	Draw No	Name	NOC Code	Points	Winner	Dec.	Officials
1	Women's K1 60kg	Quarterfinals	RED	1	WALICZEK Marta	POL	3	X	VP	R:RUS J:CZE J:SRB J:FRA
			BLUE	2	DJELASSI Zina	SWE	0			
2	Women's K1 60kg	Quarterfinals	RED	3	KHAMZINA Shara	KAZ	0		VP	R:RUS J:CZE J:SRB J:FRA
			BLUE	4	TABIT Nabila	MAR	3	X		
3	Women's K1 60kg	Quarterfinals	RED	5	MARTIUKHINA Natallia	UKR	3	X	VP	R:POL J:HUN J:SRB J:FRA
			BLUE	6	PONOMAREVA Tatiana	RUS	0			
4	Women's K1 60kg	Quarterfinals	RED	7	ACEVES MARTINEZ Melissa	MEX	3	X	VP	R:POL J:HUN J:SRB J:FRA
			BLUE	8	CMAROVA Lucia	SVK	0			
5	Women's K1 65kg	Quarterfinals	RED	1	NAILI Soukaina	MAR	0		VP	R:CZE J:HUN J:RUS J:USA
			BLUE	2	MANIC Teodora	SRB	3	X		
6	Women's K1 65kg	Quarterfinals	RED	3	CMAROVA Veronika	SVK	2	X	VP	R:CZE J:HUN J:RUS J:USA
			BLUE	4	GUMIENNA Roza	POL	1			
7	Women's K1 65kg	Quarterfinals	RED	5	de JONG Sarel	NED	3	X	VP	R:HUN J:SRB J:RUS J:POL
			BLUE	6	CARUSO Cristina	ITA	0			
8	Women's K1 65kg	Quarterfinals	RED	7	AL-ABSI Baraah	JOR	0		KO	R:HUN J:SRB J:RUS J:POL
			BLUE	8	YOUNG Kaitlin	USA	3	X		
9	Men's K1 81kg	Quarterfinals	RED	1	MENKOVIC Aleksandar	SRB	3	X	VP	R:USA J:CZE J:FRA J:POL
			BLUE	2	TELESMAN Denis	MDA	0			
10	Men's K1 81kg	Quarterfinals	RED	3	KASZUBA Arkadiusz	POL	3	X	VP	R:USA J:CZE J:FRA J:SRB
			BLUE	4	KHANJARI Ali	IRI	0			
11	Men's K1 81kg	Quarterfinals	RED	5	AGATHE Veejaye	MRI	0		VP	R:FRA J:CZE J:HUN J:SRB
			BLUE	6	BOYD Omari	USA	3	X		
12	Men's K1 81kg	Quarterfinals	RED	7	DMITRENKO Aleksandr	RUS	0		VP	R:FRA J:CZE J:HUN J:SRB
			BLUE	8	PETROV Aleksandar	BUL	3	X		
13	Men's K1 86kg	Quarterfinals	RED	1	PIATNICA Roman	RUS	3	X	VP	R:KOR J:POL J:HUN J:USA
			BLUE	2	CUKLIN Ivan	CRO	0			
14	Men's K1 86kg	Quarterfinals	RED	3	WARD Jerome	USA	0		KO	R:KOR J:RUS J:HUN J:CZE
			BLUE	4	KASPERSKI Dawid	POL	3	X		
15	Men's K1 86kg	Quarterfinals	RED	5	NOSRATI Omid	IRI	3	X	KO	R:POL J:RUS J:FRA J:SRB
			BLUE	6	GOLOGAN Adrian	MDA	0			
16	Men's K1 86kg	Quarterfinals	RED	7	SELIMOVIC Mesud	BIH	2	X	VP	R:POL J:RUS J:FRA J:USA
			BLUE	8	EL FELAK Aziz	MAR	1			
17	Men's K1 91kg	Quarterfinals	RED	1	EL YACOUBI Tawfik	MAR	0		VP	R:SRB J:RUS J:CZE J:USA
			BLUE	2	VORONIN Pavel	MDA	3	X		



Results Summary

SESSION 1 - RING 2

Contest No	Weight Category	Round	Color	Draw No	Name	NOC Code	Points	Winner	Dec.	Officials
18	Men's K1 91kg	Quarterfinals	RED	3	PLUTA Mateusz	POL	3	X	VP	R:SRB J:RUS J:KOR J:USA
			BLUE	4	KARES Petr	CZE	0			
19	Men's K1 91kg	Quarterfinals	RED	5	STANIC Ivan	CRO	0		VP	R:HUN J:CZE J:KOR J:POL
			BLUE	6	DARMESHKIN Igor	RUS	3	X		
20	Men's K1 91kg	Quarterfinals	RED	7	BARTLETT Scott	CAN	0		VP	R:HUN J:RUS J:SRB J:POL
			BLUE	8	ALVES Willer	BRA	3	X		
21	Men's K1 +91kg	Quarterfinals	RED	1	VERUNICA Ante	CRO	0		KO	R:CZE J:RUS J:SRB J:FRA
			BLUE	2	TURYSKI Michal	POL	3	X		
22	Men's K1 +91kg	Quarterfinals	RED	3	DARKAOUI Mohamed	MAR			WO	R:CZE J:HUN J:SRB J:FRA
			BLUE	4	SAYGILI Hamdi	TUR		X		
23	Men's K1 +91kg	Quarterfinals	RED	5	INOCENTE Guto	BRA	3	X	RSC	R:RUS J:HUN J:SRB J:POL
			BLUE	6	BEKENOV Yersultan	KAZ	0			
24	Men's K1 +91kg	Quarterfinals	RED	7	HOLOVATIUK Roman	UKR	3	X	VP	R:RUS J:HUN J:CZE J:POL
			BLUE	8	POLUGIC Sasa	SRB	0			

Legend:

Dec. Decision	J Judge	KO Victory on knock out	No Number
R Referee	RSC Victory via referee stopped contest for injury	VP Victory on points	WO Victory by walk over

Timing and Results provided by  **TISSOT**



Results Summary

SESSION 2 - RING 1

Contest No	Weight Category	Round	Color	Draw No	Name	NOC Code	Points	Winner	Dec.	Officials
24	Women's K1 60kg	Semifinals	RED	1	WALICZEK Marta	POL	3	X	VP	R:CAN J:DEN J:SVK J:ITA
			BLUE	4	TABIT Nabila	MAR	0			
25	Women's K1 60kg	Semifinals	RED	5	MARTIUKHINA Natallia	UKR	1		VP	R:SVK J:POL J:LTU J:EST
			BLUE	7	ACEVES MARTINEZ Melissa	MEX	2	X		
26	Women's K1 65kg	Semifinals	RED	2	MANIC Teodora	SRB	3	X	VP	R:CAN J:DEN J:ITA J:EST
			BLUE	3	CMAROVA Veronika	SVK	0			
27	Women's K1 65kg	Semifinals	RED	5	de JONG Sarel	NED	3	X	VP	R:SVK J:DEN J:POL J:LTU
			BLUE	8	YOUNG Kaitlin	USA	0			
28	Men's K1 81kg	Semifinals	RED	1	MENKOVIC Aleksandar	SRB		X	WO	R:EST J:SVK J:ITA J:CAN
			BLUE	3	KASZUBA Arkadiusz	POL				
29	Men's K1 81kg	Semifinals	RED	6	BOYD Omari	USA	0		VP	R:POL J:DEN J:ITA J:LTU
			BLUE	8	PETROV Aleksandar	BUL	3	X		
30	Men's K1 86kg	Semifinals	RED	1	PIATNICA Roman	RUS	0		VP	R:LTU J:SVK J:EST J:CAN
			BLUE	4	KASPERSKI Dawid	POL	3	X		
31	Men's K1 86kg	Semifinals	RED	5	NOSRATI Omid	IRI	0		VP	R:ITA J:SVK J:POL J:DEN
			BLUE	7	SELIMOVIC Mesud	BIH	3	X		
32	Men's K1 91kg	Semifinals	RED	2	VORONIN Pavel	MDA	0		RSC	R:DEN J:LTU J:EST J:CAN
			BLUE	3	PLUTA Mateusz	POL	3	X		
33	Men's K1 91kg	Semifinals	RED	6	DARMESHKIN Igor	RUS	2	X	VP	R:POL J:SVK J:ITA J:CAN
			BLUE	8	ALVES Willer	BRA	1			
34	Men's K1 +91kg	Semifinals	RED	2	TURYSKI Michal	POL			WO	R:ITA J:DEN J:LTU J:EST
			BLUE	4	SAYGILI Hamdi	TUR		X		
35	Men's K1 +91kg	Semifinals	RED	5	INOCENTE Guto	BRA	3	X	VP	R:POL J:SVK J:ITA J:CAN
			BLUE	7	HOLOVATIUK Roman	UKR	0			



Results Summary

SESSION 2 - RING 2

Contest No	Weight Category	Round	Color	Draw No	Name	NOC Code	Points	Winner	Dec.	Officials
25	Women's K1 52kg	Semifinals	RED	2	POSKREBYSHEVA Anna	RUS	3	X	VP	R:POL J:CZE J:FRA J:USA
			BLUE	3	TAM Si Long	CHN	0			
26	Women's K1 52kg	Semifinals	RED	6	AHLEM Elgoul	TUN	0		VP	R:POL J:CZE J:FRA J:USA
			BLUE	7	CHOCHLIKOVA Monika	SVK	3	X		
27	Women's K1 56kg	Semifinals	RED	2	MASKOVA Sandra	CZE	2	X	VP	R:RUS J:SRB J:FRA J:HUN
			BLUE	3	DYMUS Malgorzata	POL	1			
28	Women's K1 56kg	Semifinals	RED	6	FIEDLER Christin	AUT	1		VP	R:POL J:SRB J:RUS J:HUN
			BLUE	7	AYGUN Seda Duygu	TUR	2	X		
29	Men's K1 63.5kg	Semifinals	RED	1	KONOVALOV Aleksandar	SRB	3	X	KO	R:CZE J:KOR J:RUS J:HUN
			BLUE	4	KALICKI Aleksander	POL	0			
30	Men's K1 63.5kg	Semifinals	RED	6	DESKAJ Muhamet	CRO	1		VP	R:SRB J:POL J:RUS J:CZE
			BLUE	8	SANANZADE Orfan	UKR	2	X		
31	Men's K1 67kg	Semifinals	RED	1	KAZIECZKO Wojciech	POL	1		VP	R:HUN J:USA J:FRA J:CZE
			BLUE	3	MIJAJLOVIC Slobodan	SRB	2	X		
32	Men's K1 67kg	Semifinals	RED	6	HINDS Jason	CAN	2	X	VP	R:USA J:POL J:FRA J:CZE
			BLUE	8	PERETIATKO Yurii	UKR	1			
33	Men's K1 71kg	Semifinals	RED	1	DUBINA Vitalii	UKR	2	X	VP	R:FRA J:POL J:RUS J:HUN
			BLUE	4	GERSHON Itai	ISR	1			
34	Men's K1 71kg	Semifinals	RED	5	GAZANI Bruno	BRA	0		VP	R:KOR J:SRB J:RUS J:HUN
			BLUE	8	SHUMAROV Bogdan	BUL	3	X		
35	Men's K1 75kg	Semifinals	RED	1	LOPES Wallace	BRA	0		VP	R:RUS J:SRB J:CZE J:HUN
			BLUE	3	LAAOUATNI Zakaria	FRA	3	X		
36	Men's K1 75kg	Semifinals	RED	6	RONKIEWICZ Michal	POL	2	X	VP	R:SRB J:FRA J:CZE J:USA
			BLUE	7	DATSIEV Datsi	RUS	1			

Legend:

Dec. Decision	J Judge	KO Victory on knock out	No Number
R Referee	RSC Victory via referee stopped contest for injury	VP Victory on points	WO Victory by walk over

Timing and Results provided by  **TISSOT**



Results Summary

SESSION 3 - RING 1

Contest No	Weight Category	Round	Color	Draw No	Name	NOC Code	Points	Winner	Dec.	Officials
1	Women's K1 52kg	Bronze Medal Match	RED	3	TAM Si Long	CHN	3	X	VP	R:POL J:DEN J:SVK J:CAN
			BLUE	6	AHLEM Elgoul	TUN	0			
2	Men's K1 63.5kg	Bronze Medal Match	RED	4	KALICKI Aleksander	POL			WO	
			BLUE	6	DESKAJ Muhamet	CRO		X		
3	Men's K1 67kg	Bronze Medal Match	RED	1	KAZIECZKO Wojciech	POL		X	WO	
			BLUE	8	PERETIATKO Yurii	UKR				
4	Women's K1 56kg	Bronze Medal Match	RED	3	DYMUS Malgorzata	POL		X	WO	
			BLUE	6	FIEDLER Christin	AUT				
5	Men's K1 71kg	Bronze Medal Match	RED	4	GERSHON Itai	ISR	3	X	VP	R:EST J:POL J:ITA J:RUS
			BLUE	5	GAZANI Bruno	BRA	0			
6	Men's K1 75kg	Bronze Medal Match	RED	1	LOPES Wallace	BRA			WO	
			BLUE	7	DATSIEV Datsi	RUS		X		
7	Women's K1 60kg	Bronze Medal Match	RED	4	TABIT Nabila	MAR	3	X	VP	R:SVK J:ITA J:CAN J:POL
			BLUE	5	MARTIUKHINA Natallia	UKR	0			
8	Men's K1 81kg	Bronze Medal Match	RED	3	KASZUBA Arkadiusz	POL			WO	
			BLUE	6	BOYD Omari	USA		X		
9	Men's K1 86kg	Bronze Medal Match	RED	1	PIATNICA Roman	RUS	0		VP	R:SRB J:POL J:LTU J:EST
			BLUE	5	NOSRATI Omid	IRI	3	X		
10	Women's K1 65kg	Bronze Medal Match	RED	3	CMAROVA Veronika	SVK	3	X	VP	R:POL J:CAN J:FRA J:HUN
			BLUE	8	YOUNG Kaitlin	USA	0			
11	Men's K1 91kg	Bronze Medal Match	RED	2	VORONIN Pavel	MDA	2	X	VP	R:CZE J:POL J:RUS J:SRB
			BLUE	8	ALVES Willer	BRA	1			
12	Men's K1 +91kg	Bronze Medal Match	RED	2	TURYNSKI Michal	POL			WO	
			BLUE	7	HOLOVATIUK Roman	UKR		X		

Legend:							
Dec. Decision	J Judge	No Number	R Referee				
VP Victory on points	WO Victory by walk over						

Timing and Results provided by  **TISSOT**



Results Summary

SESSION 4 - RING 1

Contest No	Weight Category	Round	Color	Draw No	Name	NOC Code	Points	Winner	Dec.	Officials
1	Women's K1 52kg	Gold Medal Match	RED	2	POSKREBYSHEVA Anna	RUS	3	X	VP	R:POL J:LTU J:EST J:CAN
			BLUE	7	CHOCHLIKOVA Monika	SVK	0			
2	Men's K1 63.5kg	Gold Medal Match	RED	1	KONOVALOV Aleksandar	SRB	1		VP	R:EST J:SVK J:ITA J:CAN
			BLUE	8	SANANZADE Orfan	UKR	2	X		
3	Men's K1 67kg	Gold Medal Match	RED	3	MIJAJLOVIC Slobodan	SRB	2	X	VP	R:POL J:RUS J:CZE J:POL
			BLUE	6	HINDS Jason	CAN	1			
4	Women's K1 56kg	Gold Medal Match	RED	2	MASKOVA Sandra	CZE	3	X	VP	R:CAN J:SVK J:HUN J:POL
			BLUE	7	AYGUN Seda Duygu	TUR	0			
5	Men's K1 71kg	Gold Medal Match	RED	1	DUBINA Vitalii	UKR	3	X	VP	R:ITA J:POL J:DEN J:EST
			BLUE	8	SHUMAROV Bogdan	BUL	0			
6	Men's K1 75kg	Gold Medal Match	RED	3	LAAOUATNI Zakaria	FRA	3	X	VP	R:LTU J:RUS J:CZE J:USA
			BLUE	6	RONKIEWICZ Michal	POL	0			
7	Women's K1 60kg	Gold Medal Match	RED	1	WALICZEK Marta	POL	3	X	VP	R:SVK J:DEN J:ITA J:EST
			BLUE	7	ACEVES MARTINEZ Melissa	MEX	0			
8	Men's K1 81kg	Gold Medal Match	RED	1	MENKOVIC Aleksandar	SRB		X	WO	
			BLUE	8	PETROV Aleksandar	BUL				
9	Men's K1 86kg	Gold Medal Match	RED	4	KASPERSKI Dawid	POL	3	X	VP	R:SRB J:SVK J:CZE J:HUN
			BLUE	7	SELIMOVIC Mesud	BIH	0			
10	Women's K1 65kg	Gold Medal Match	RED	2	MANIC Teodora	SRB	0		VP	R:POL J:SVK J:POL J:CAN
			BLUE	5	de JONG Sarel	NED	3	X		
11	Men's K1 91kg	Gold Medal Match	RED	3	PLUTA Mateusz	POL	0		VP	R:CZE J:DEN J:ITA J:CAN
			BLUE	6	DARMESHKIN Igor	RUS	3	X		
12	Men's K1 +91kg	Gold Medal Match	RED	4	SAYGILI Hamdi	TUR	0		VP	R:RUS J:POL J:LTU J:EST
			BLUE	5	INOCENTE Guto	BRA	3	X		

Legend:

Dec. Decision	J Judge	No Number	R Referee
VP Victory on points	WO Victory by walk over		

Timing and Results provided by  **TISSOT**




Medallists by Event

As of MON 16 JUL 2018

After 12 of 12 Events

Event Name	Date	Medal	Name	NOC Code
Men's K1 63.5kg	THU 27 JUL	GOLD	SANANZADE Orfan	UKR
		SILVER	KONOVALOV Aleksandar	SRB
		BRONZE	DESKAJ Muhamet	CRO
Men's K1 67kg	THU 27 JUL	GOLD	MIJAJLOVIC Slobodan	SRB
		SILVER	HINDS Jason	CAN
		BRONZE	KAZIECZKO Wojciech	POL
Men's K1 71kg	THU 27 JUL	GOLD	DUBINA Vitalii	UKR
		SILVER	SHUMAROV Bogdan	BUL
		BRONZE	GERSHON Itai	ISR
Men's K1 75kg	THU 27 JUL	GOLD	LAAOUATNI Zakaria	FRA
		SILVER	RONKIEWICZ Michal	POL
		BRONZE	DATSIEV Datsi	RUS
Men's K1 81kg	THU 27 JUL	GOLD	MENKOVIC Aleksandar	SRB
		SILVER	PETROV Aleksandar	BUL
		BRONZE	BOYD Omari	USA
Men's K1 86kg	THU 27 JUL	GOLD	KASPERSKI Dawid	POL
		SILVER	SELIMOVIC Mesud	BIH
		BRONZE	NOSRATI Omid	IRI
Men's K1 91kg	THU 27 JUL	GOLD	DARMESHKIN Igor	RUS
		SILVER	PLUTA Mateusz	POL
		BRONZE	VORONIN Pavel	MDA
Men's K1 +91kg	THU 27 JUL	GOLD	SAYGILI Hamdi	TUR
		SILVER	HOLOVATIUK Roman	UKR
		BRONZE	TURYNSKI Michal	POL
Women's K1 52kg	THU 27 JUL	GOLD	POSKREBYSHEVA Anna	RUS
		SILVER	CHOCHLIKOVA Monika	SVK
		BRONZE	TAM Si Long	CHN
Women's K1 56kg	THU 27 JUL	GOLD	MASKOVA Sandra	CZE
		SILVER	AYGUN Seda Duygu	TUR
		BRONZE	DYMUS Malgorzata	POL
Women's K1 60kg	THU 27 JUL	GOLD	WALICZEK Marta	POL
		SILVER	ACEVES MARTINEZ Melissa	MEX
		BRONZE	TABIT Nabila	MAR
Women's K1 65kg	THU 27 JUL	GOLD	de JONG Sarel	NED
		SILVER	MANIC Teodora	SRB
		BRONZE	CMAROVA Veronika	SVK

INOCENTE Guto (Men's K1 +91kg) was Disqualified.

Timing and Results provided by  TISSOT



Medal Standings

REVISED
16 JUL 9:19

As of MON 16 JUL 2018

After 12 of 12 Events

Rank	NOC	Men				Women				Total				Rank by Total
		G	S	B	Tot	G	S	B	Tot	G	S	B	Tot	
1	POL - Poland	1	2	2	5	1		1	2	2	2	3	7	1
2	SRB - Serbia	2	1		3		1		1	2	2		4	2
3	UKR - Ukraine	2	1		3					2	1		3	=3
4	RUS - Russian Federation	1		1	2	1			1	2		1	3	=3
5	TUR - Turkey	1			1		1		1	1	1		2	=5
6	CZE - Czech Republic					1			1	1			1	=8
6	FRA - France	1			1					1			1	=8
6	NED - Netherlands					1			1	1			1	=8
9	BUL - Bulgaria		2		2						2		2	=5
10	SVK - Slovakia						1	1	2		1	1	2	=5
11	BIH - Bosnia and Herzegovina		1		1						1		1	=8
11	CAN - Canada		1		1						1		1	=8
11	MEX - Mexico						1		1		1		1	=8
14	CHN - People's Republic of China							1	1			1	1	=8
14	CRO - Croatia			1	1							1	1	=8
14	IRI - Islamic Republic of Iran			1	1							1	1	=8
14	ISR - Israel			1	1							1	1	=8
14	MAR - Morocco							1	1			1	1	=8
14	MDA - Republic of Moldova			1	1							1	1	=8
14	USA - United States of America			1	1							1	1	=8
	Total:	8	8	8	24	4	4	4	12	12	12	12	36	

Legend:

= Equal sign indicates that two or more NOCs share the same rank by total **B** Bronze **G** Gold **S** Silver **Tot** Total

INOCENTE Guto (BRA) (Men's K1 +91kg) was Disqualified.

Timing and Results provided by **TISSOT**

RESULTS BOOK



Kickboxing Women's K1 52kg



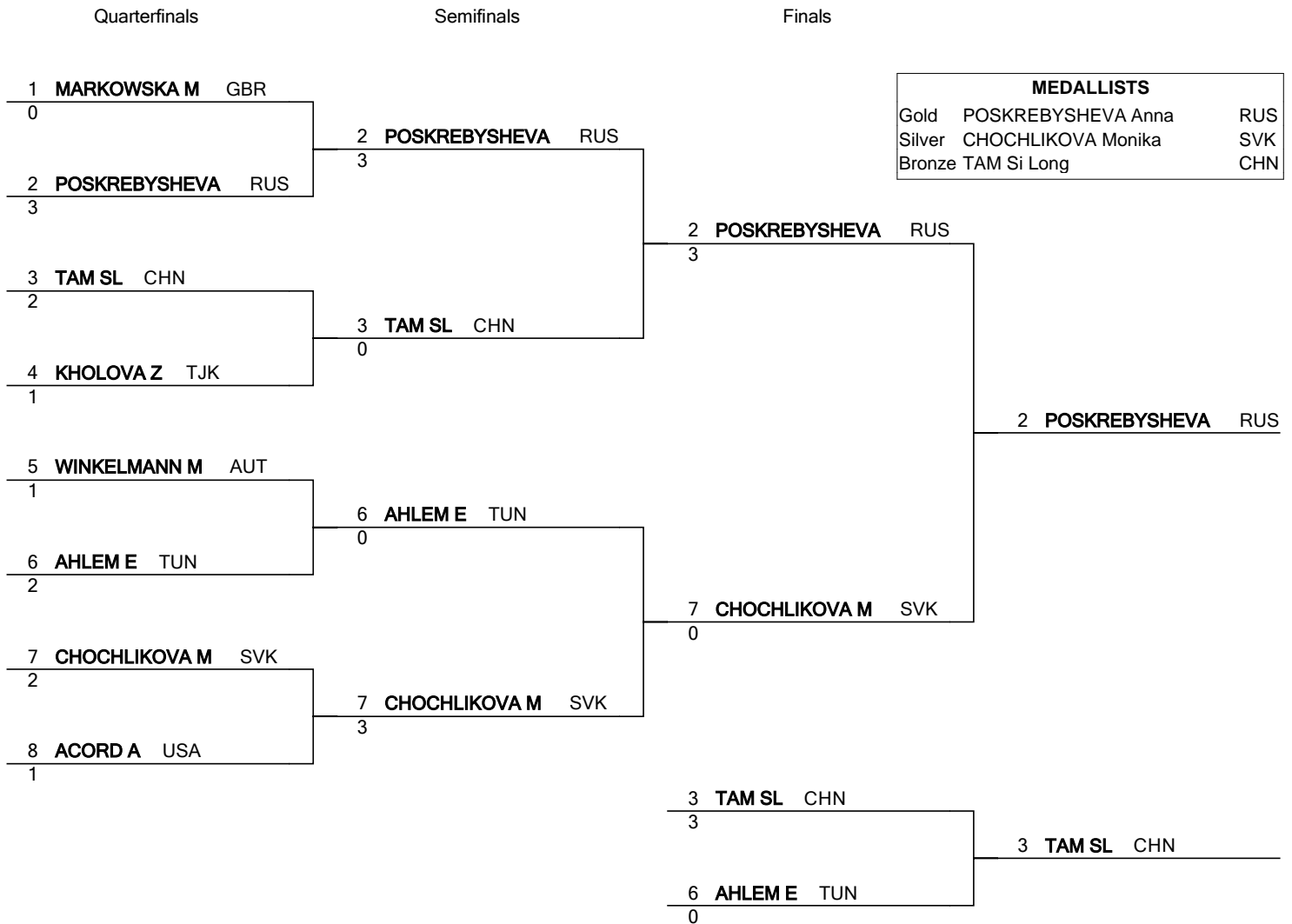
THE WORLD GAMES
WROCLAW 2017

T+TISSOT



Brackets

As of THU 27 JUL 2017





Medallists

As of THU 27 JUL 2017

Medal	Name	NOC
GOLD	POSKREBYSHEVA Anna	RUS - Russian Federation
SILVER	CHOCHLIKOVA Monika	SVK - Slovakia
BRONZE	TAM Si Long	CHN - People's Republic of China

RESULTS BOOK



Kickboxing Women's K1 56kg



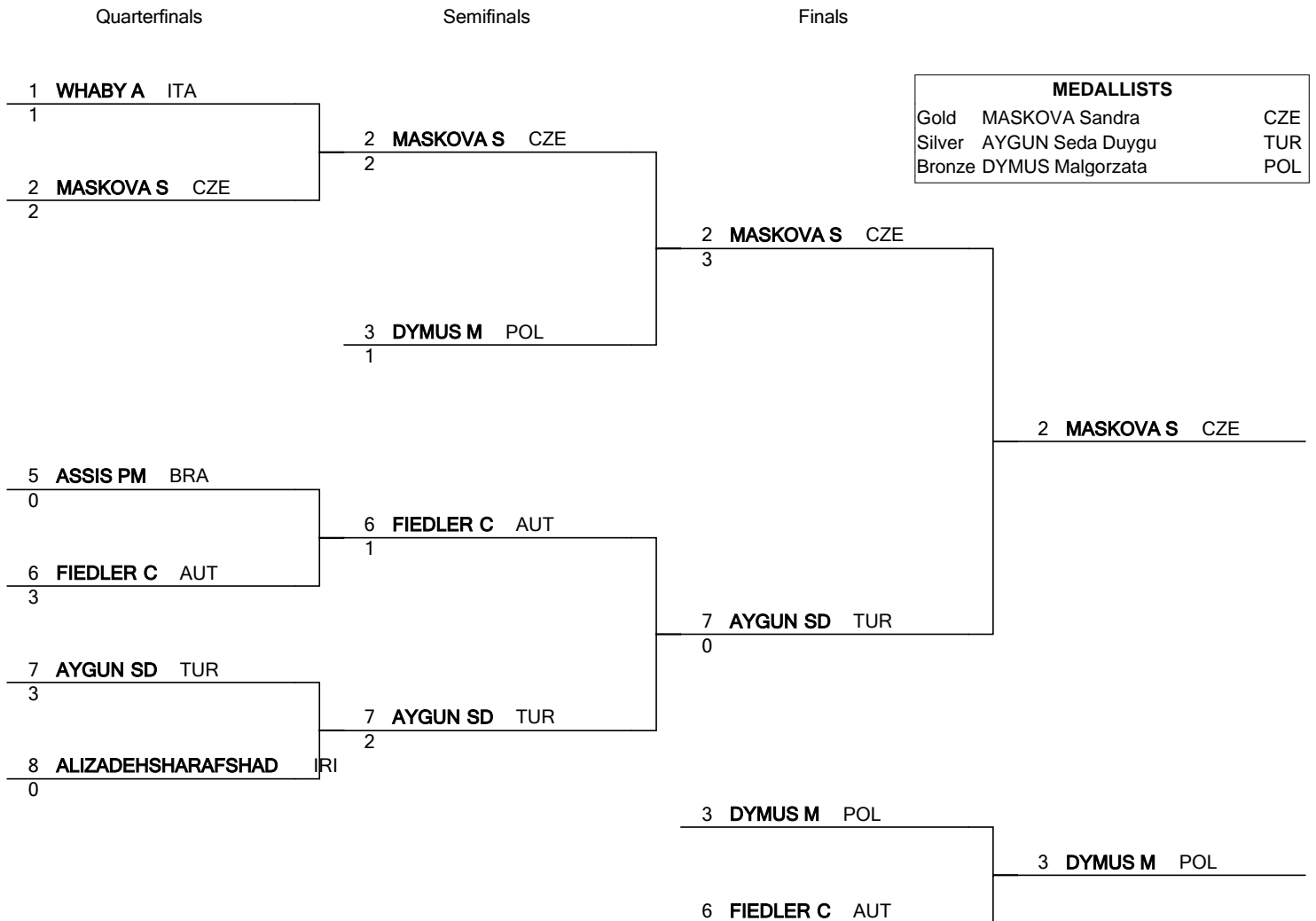
THE WORLD GAMES
WROCLAW 2017

T+TISSOT



Brackets

As of THU 27 JUL 2017





Medallists

As of THU 27 JUL 2017

Medal	Name	NOC
GOLD	MASKOVA Sandra	CZE - Czech Republic
SILVER	AYGUN Seda Duygu	TUR - Turkey
BRONZE	DYMUS Malgorzata	POL - Poland

RESULTS BOOK



Kickboxing Women's K1 60kg



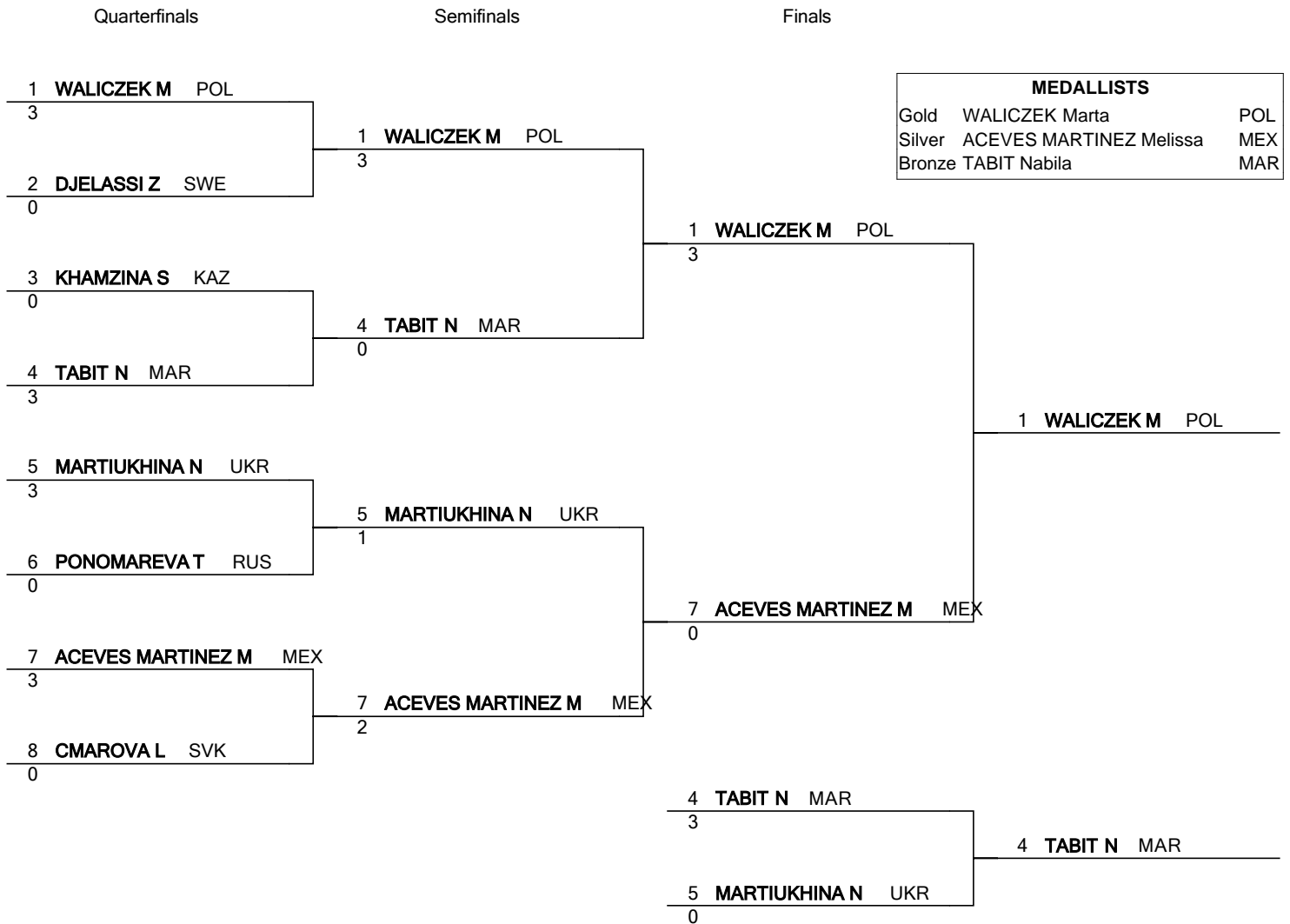
THE WORLD GAMES
WROCLAW 2017

T+TISSOT



Brackets

As of THU 27 JUL 2017





Medallists

As of THU 27 JUL 2017

Medal	Name	NOC
GOLD	WALICZEK Marta	POL - Poland
SILVER	ACEVES MARTINEZ Melissa	MEX - Mexico
BRONZE	TABIT Nabila	MAR - Morocco

RESULTS BOOK



Kickboxing Women's K1 65kg



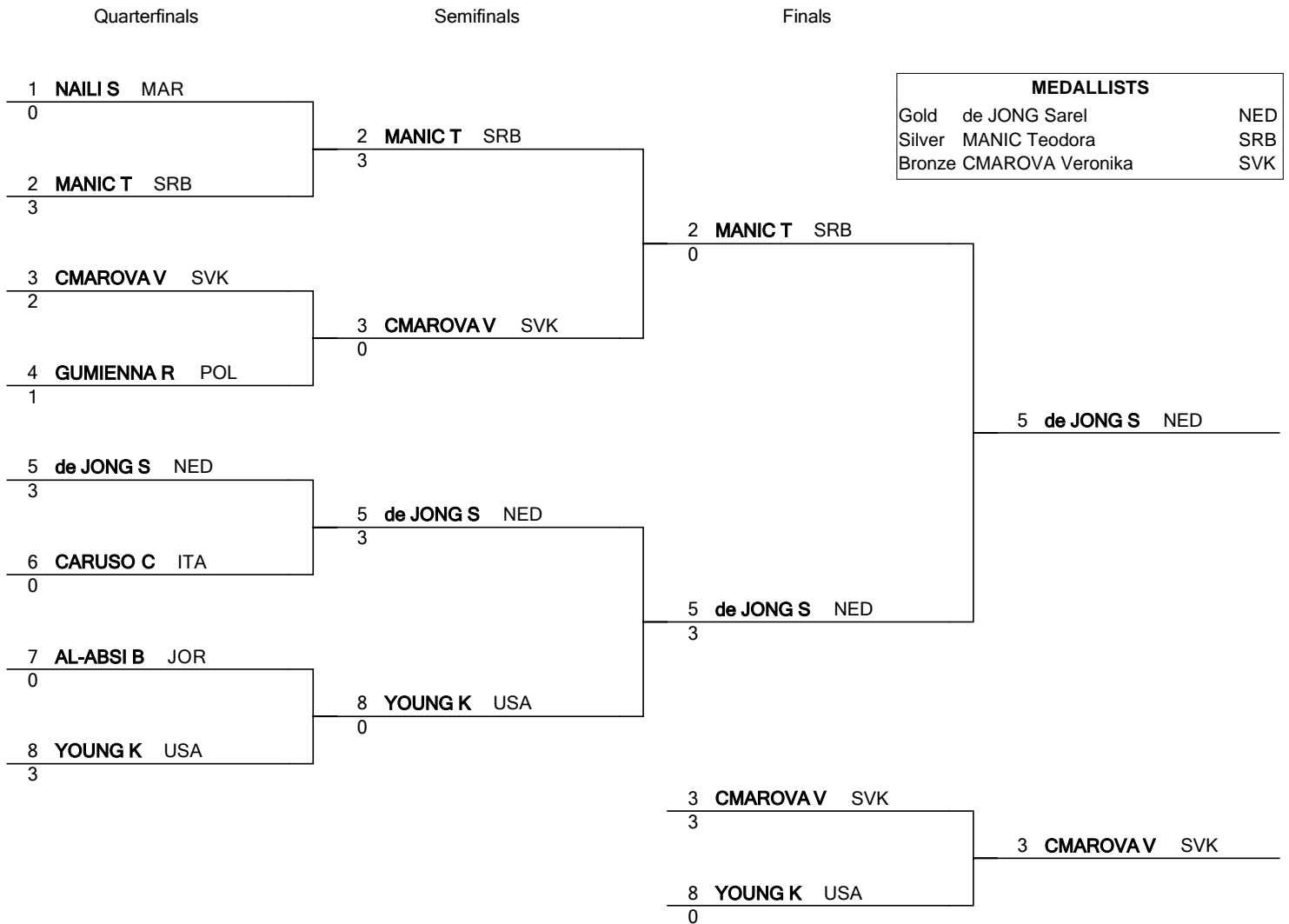
THE WORLD GAMES
WROCLAW 2017

T+TISSOT



Brackets

As of THU 27 JUL 2017





Medallists

As of THU 27 JUL 2017

Medal	Name	NOC
GOLD	de JONG Sarel	NED - Netherlands
SILVER	MANIC Teodora	SRB - Serbia
BRONZE	CMAROVA Veronika	SVK - Slovakia

RESULTS BOOK



Kickboxing Men's K1 63.5kg



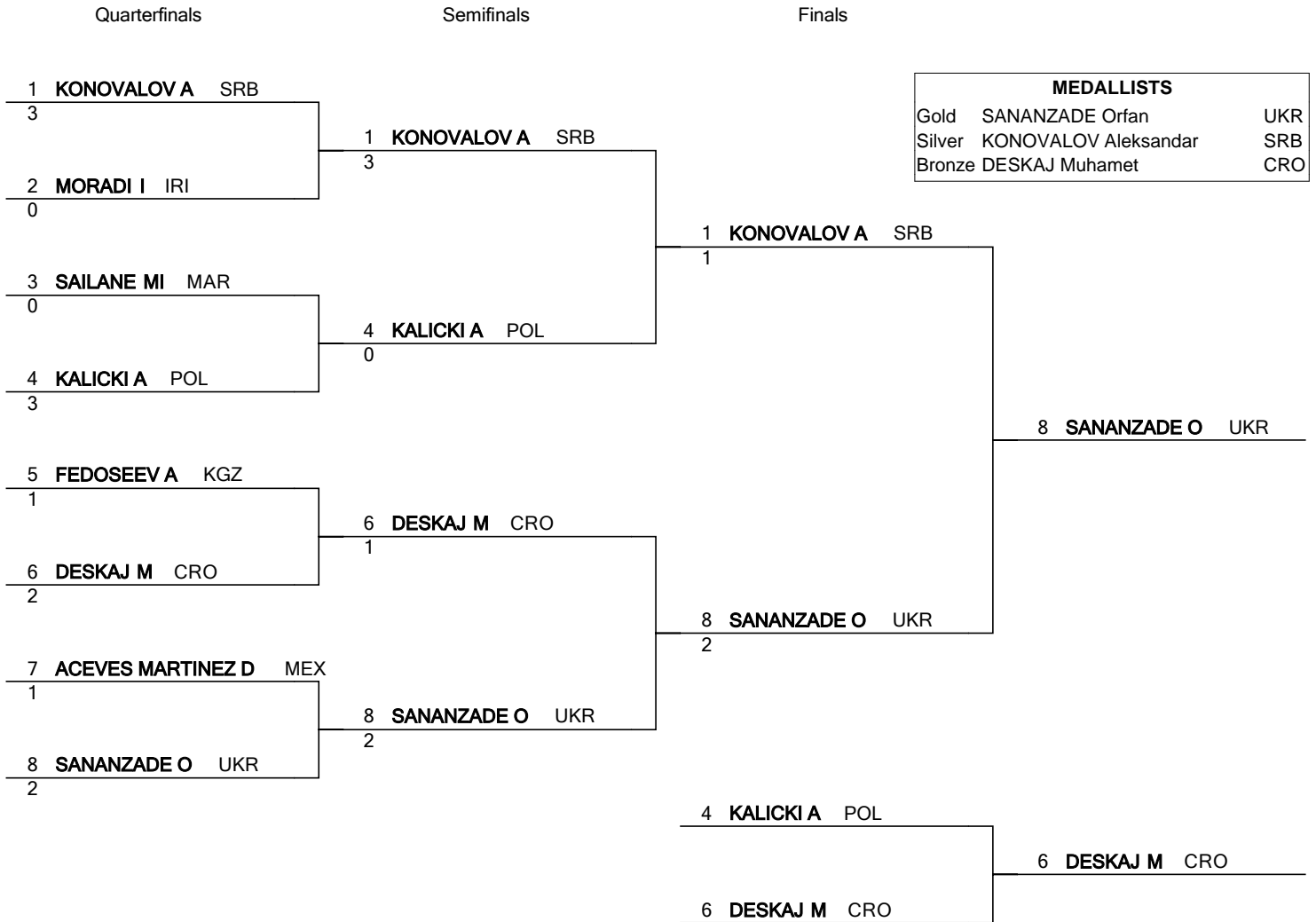
THE WORLD GAMES
WROCLAW 2017

T+TISSOT



Brackets

As of THU 27 JUL 2017





Medallists

As of THU 27 JUL 2017

Medal	Name	NOC
GOLD	SANANZADE Orfan	UKR - Ukraine
SILVER	KONOVALOV Aleksandar	SRB - Serbia
BRONZE	DESKAJ Muhamet	CRO - Croatia

RESULTS BOOK



Kickboxing Men's K1 67kg



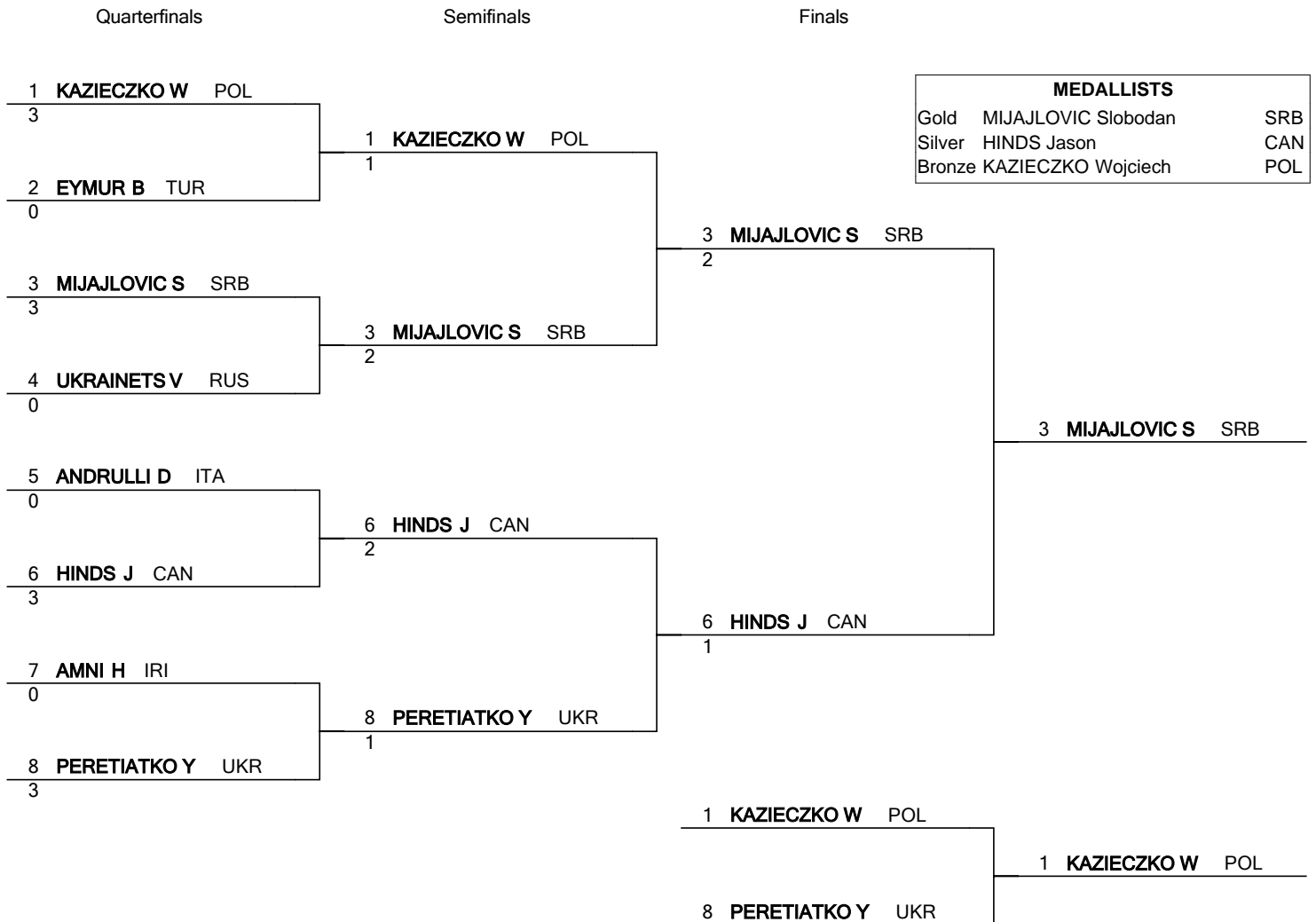
THE WORLD GAMES
WROCLAW 2017

T+TISSOT



Brackets

As of THU 27 JUL 2017





Medallists

As of THU 27 JUL 2017

Medal	Name	NOC
GOLD	MIJAJLOVIC Slobodan	SRB - Serbia
SILVER	HINDS Jason	CAN - Canada
BRONZE	KAZIECZKO Wojciech	POL - Poland

RESULTS BOOK



Kickboxing Men's K1 71kg



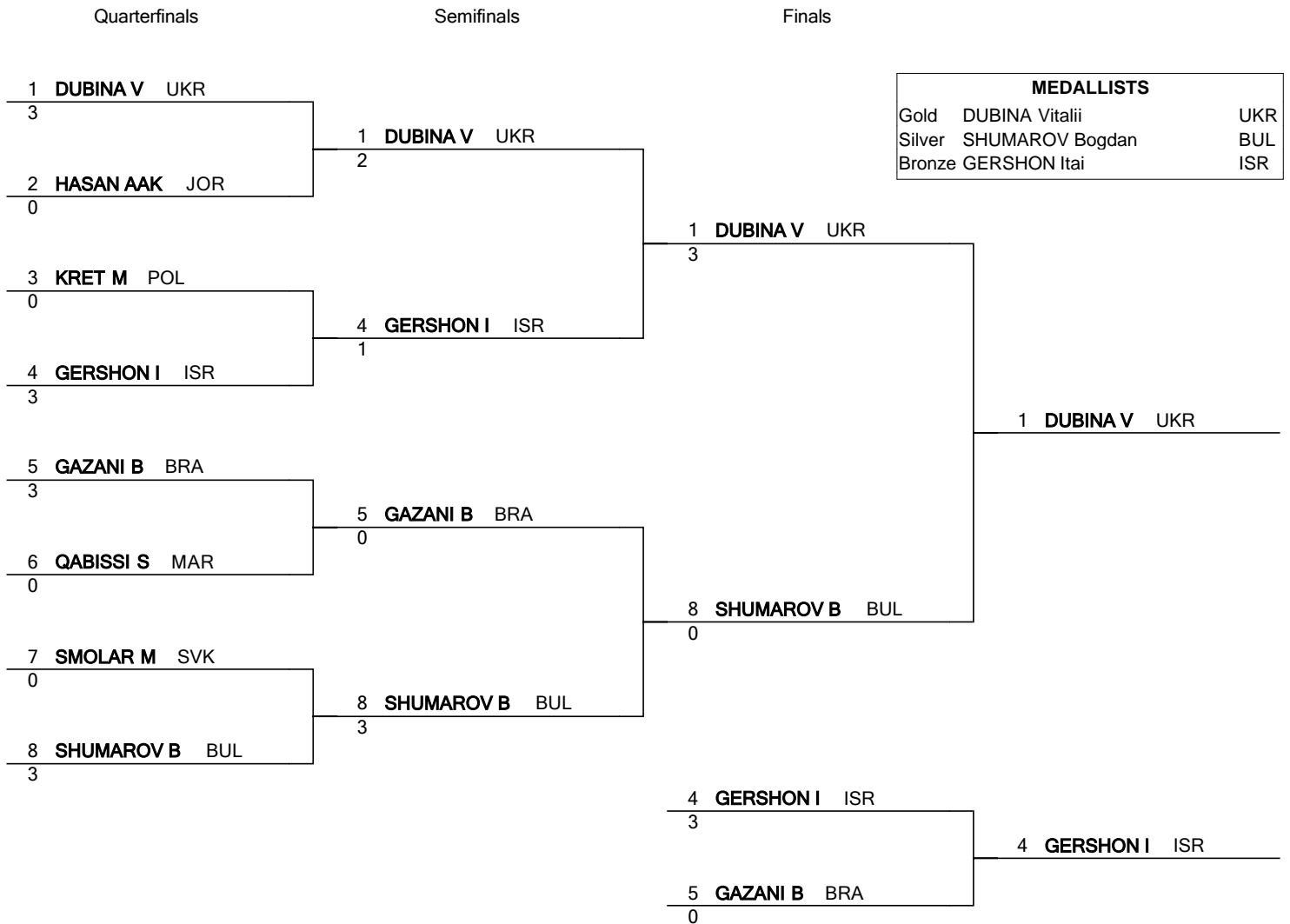
THE WORLD GAMES
WROCLAW 2017

T+TISSOT



Brackets

As of THU 27 JUL 2017





Medallists

As of THU 27 JUL 2017

Medal	Name	NOC
GOLD	DUBINA Vitalii	UKR - Ukraine
SILVER	SHUMAROV Bogdan	BUL - Bulgaria
BRONZE	GERSHON Itai	ISR - Israel

RESULTS BOOK



Kickboxing Men's K1 75kg



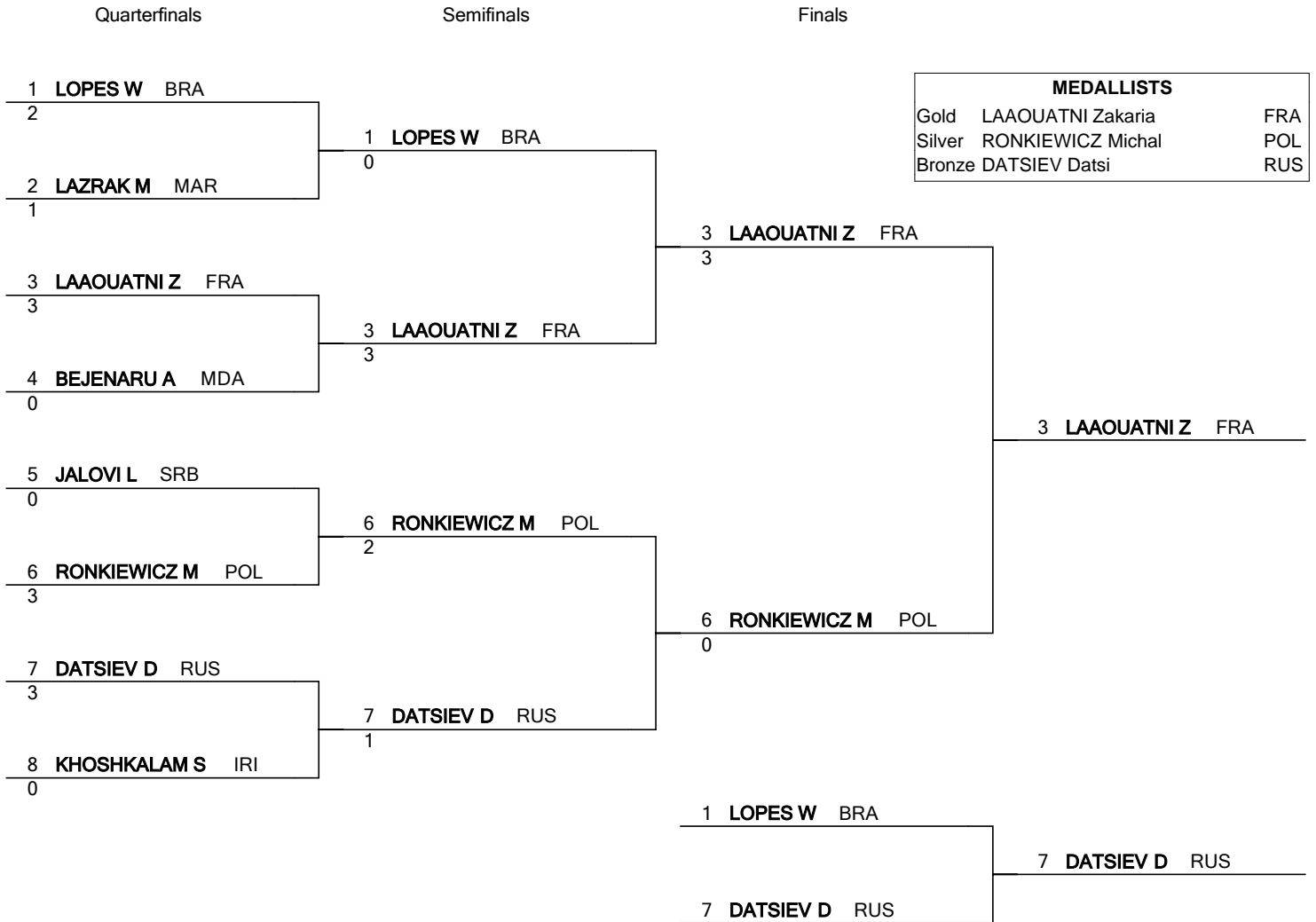
THE WORLD GAMES
WROCLAW 2017

T+TISSOT



Brackets

As of THU 27 JUL 2017





Medallists

As of THU 27 JUL 2017

Medal	Name	NOC
GOLD	LAAOUATNI Zakaria	FRA - France
SILVER	RONKIEWICZ Michal	POL - Poland
BRONZE	DATSIEV Datsi	RUS - Russian Federation

RESULTS BOOK



Kickboxing Men's K1 81kg



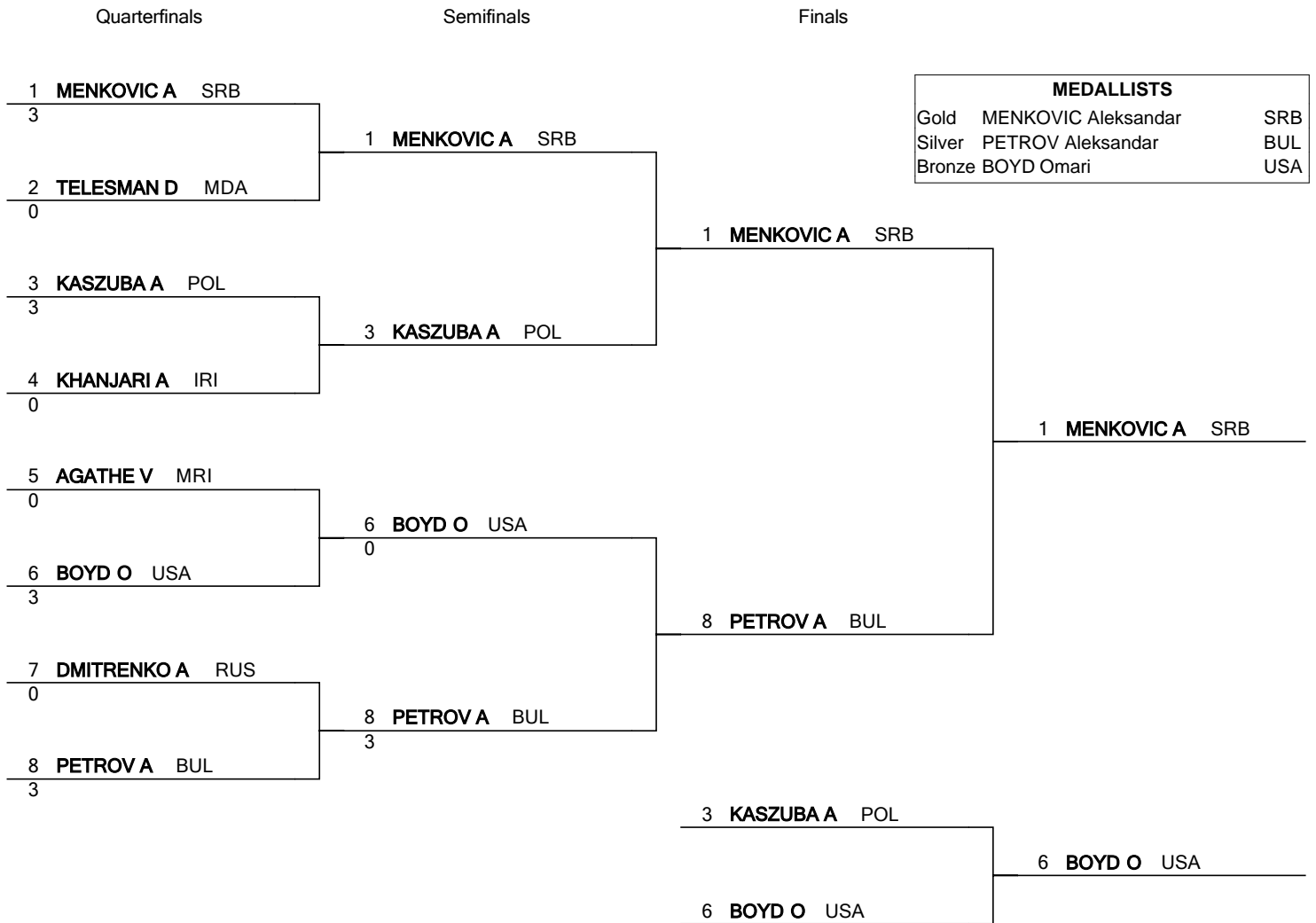
THE WORLD GAMES
WROCLAW 2017

T+ TISSOT



Brackets

As of THU 27 JUL 2017





Medallists

As of THU 27 JUL 2017

Medal	Name	NOC
GOLD	MENKOVIC Aleksandar	SRB - Serbia
SILVER	PETROV Aleksandar	BUL - Bulgaria
BRONZE	BOYD Omari	USA - United States of America

RESULTS BOOK



Kickboxing Men's K1 86kg



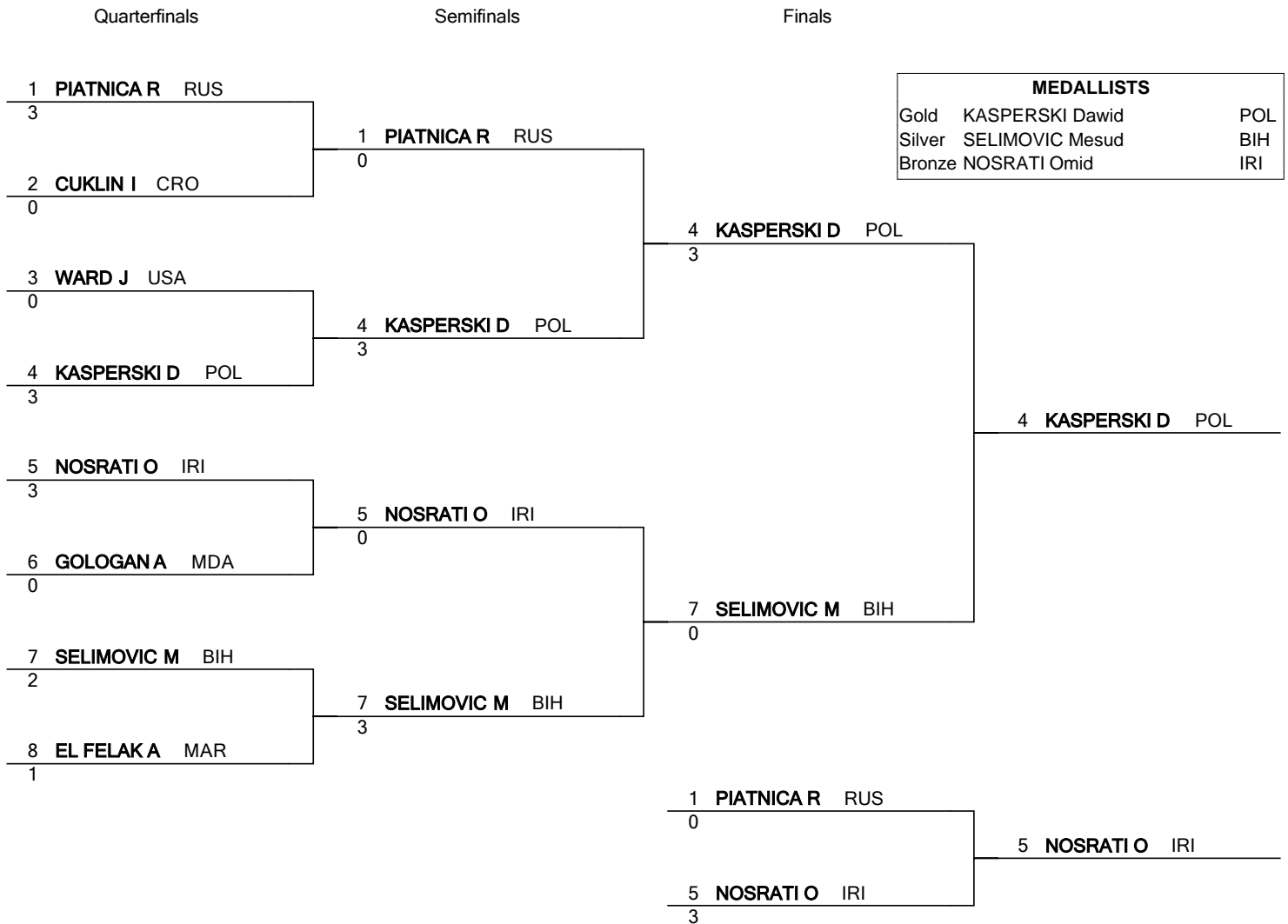
THE WORLD GAMES
WROCLAW 2017

T+TISSOT



Brackets

As of THU 27 JUL 2017





Medallists

As of THU 27 JUL 2017

Medal	Name	NOC
GOLD	KASPERSKI Dawid	POL - Poland
SILVER	SELIMOVIC Mesud	BIH - Bosnia and Herzegovina
BRONZE	NOSRATI Omid	IRI - Islamic Republic of Iran

RESULTS BOOK



Kickboxing Men's K1 91kg



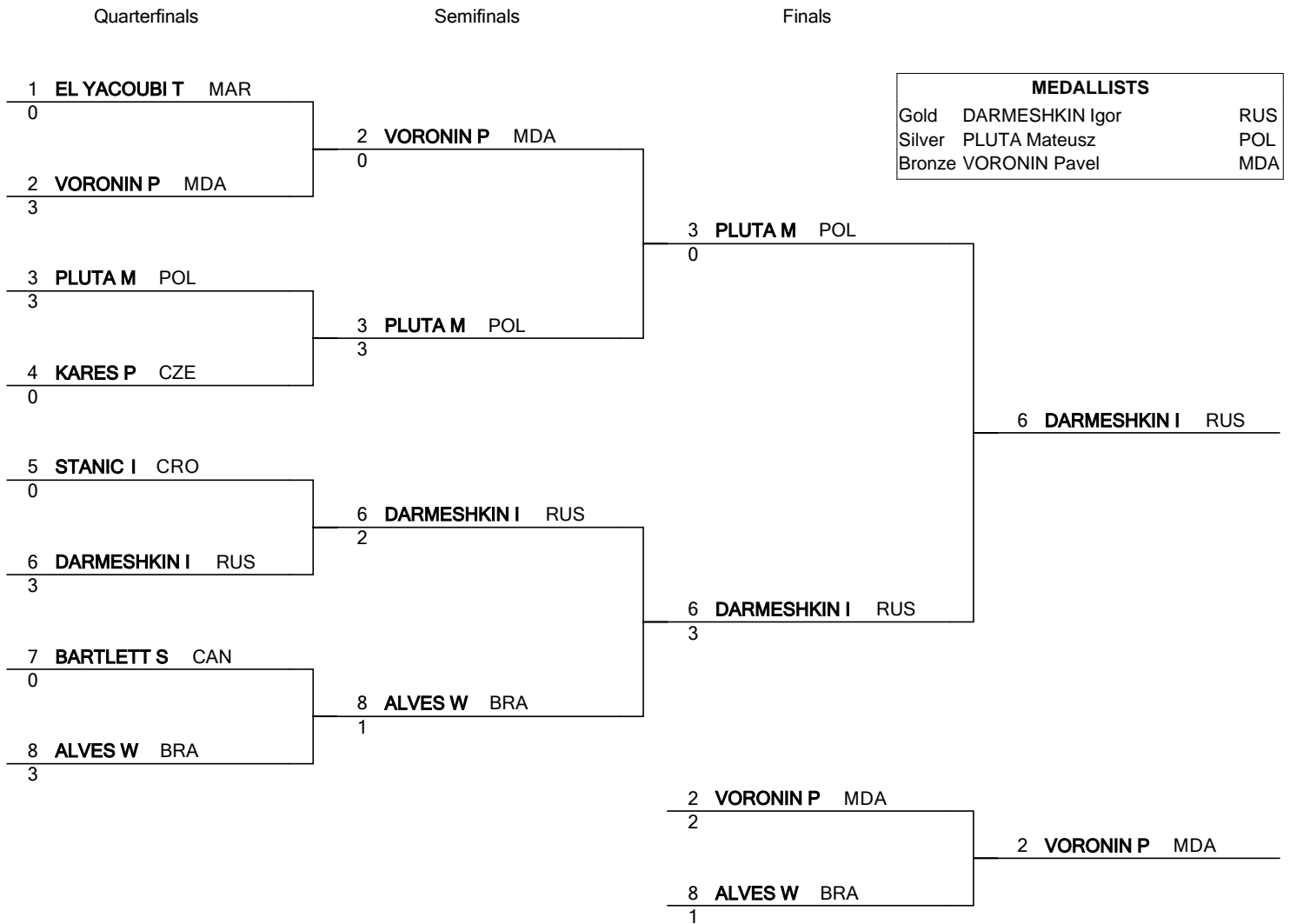
THE WORLD GAMES
WROCLAW 2017

T+ TISSOT



Brackets

As of THU 27 JUL 2017





Medallists

As of THU 27 JUL 2017

Medal	Name	NOC
GOLD	DARMESHKIN Igor	RUS - Russian Federation
SILVER	PLUTA Mateusz	POL - Poland
BRONZE	VORONIN Pavel	MDA - Republic of Moldova

RESULTS BOOK



Kickboxing Men's K1 +91kg



THE WORLD GAMES
WROCLAW 2017

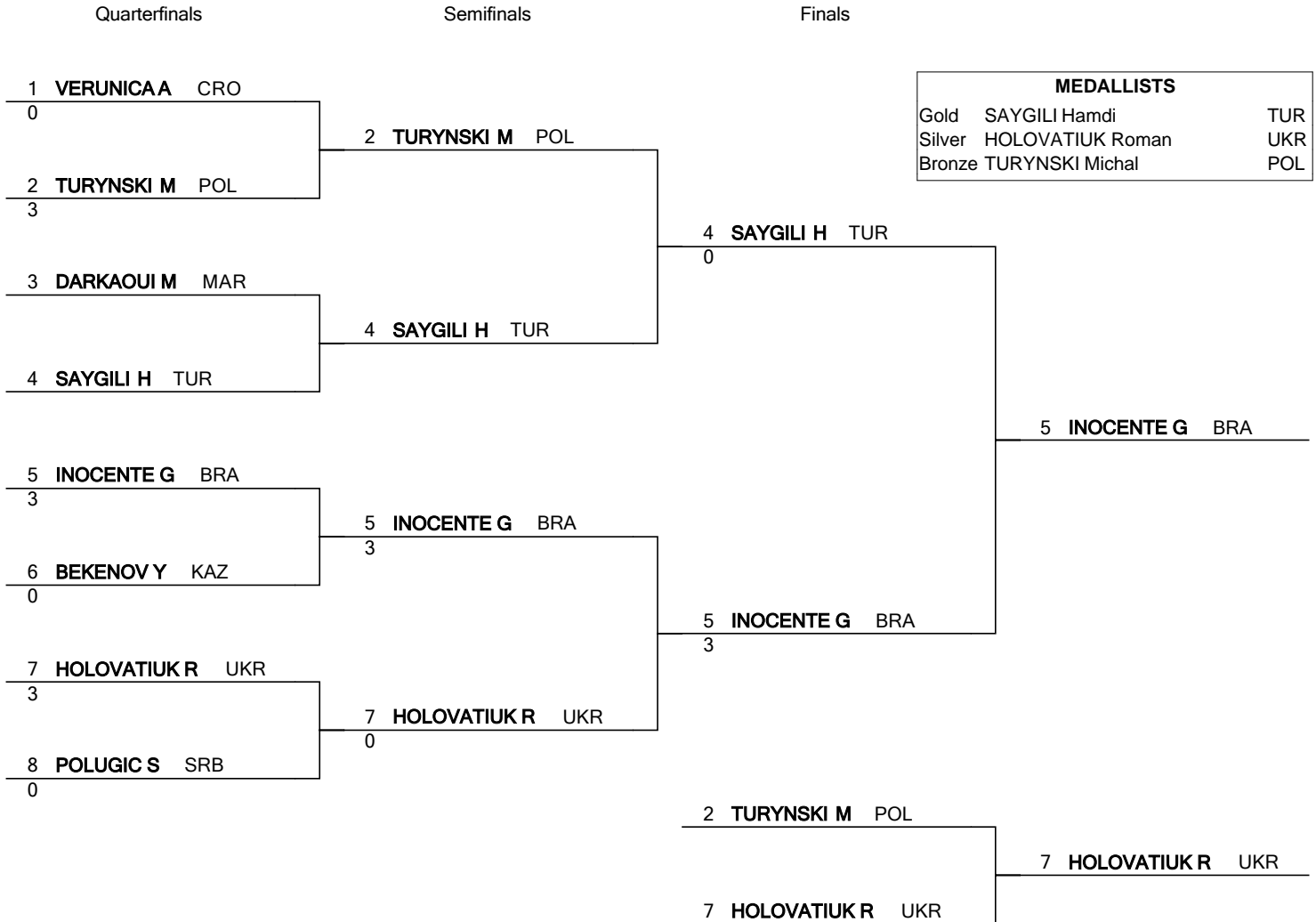
T+TISSOT



Brackets

REVISED
16 JUL 9:20

As of MON 16 JUL 2018



INOCENTE Guto was Disqualified.

Timing and Results provided by **TISSOT**




Medallists

REVISED
16 JUL 9:17

As of MON 16 JUL 2018

Medal	Name	NOC
GOLD	SAYGILI Hamdi	TUR - Turkey
SILVER	HOLOVATIUK Roman	UKR - Ukraine
BRONZE	TURYSKI Michal	POL - Poland

INOCENTE Guto was Disqualified.

Timing and Results provided by  TISSOT

RESULTS BOOK



Korfball



THE WORLD GAMES
WROCLAW 2017

T+TISSOT
SWISS WATCHES SINCE 1853

RESULTS BOOK

TABLE OF CONTENT

21	Korfball	1429
21.1	Table of Contents	1430
21.2	Mixed Team	1433
21.3	Medallists by Event	1434
21.4	Medal Standings	1435
21.4.1	Team Roster	1436
21.4.1.1	Team Roster - AUS	1436
21.4.1.2	Team Roster - BEL	1437
21.4.1.3	Team Roster - CHN	1438
21.4.1.4	Team Roster - GBR	1439
21.4.1.5	Team Roster - GER	1440
21.4.1.6	Team Roster - NED	1441
21.4.1.7	Team Roster - POL	1442
21.4.1.8	Team Roster - TPE	1443
21.4.2	Tournament Summary	1444
21.4.3	Medallists	1446
21.4.4	Finals	1447
21.4.4.1	Rank 7/8 Game #X17 Results	1447
21.4.4.2	Rank 5/6 Game #X18 Results	1448
21.4.4.3	Bronze Medal Game #X19 Results	1449
21.4.4.4	Gold Medal Game #X20 Results	1450
21.4.5	Semifinals	1451
21.4.5.1	Rank 5-8 Game #X13 Results	1451
21.4.5.2	Rank 5-8 Game #X14 Results	1452
21.4.5.3	Game #X15 Results	1453
21.4.5.4	Game #X16 Results	1454
21.4.6	Preliminary Round - Group B	1455
21.4.6.1	Game #X01 Results	1455





21.4.6.2	Game #X03 Results	1456
21.4.6.3	Game #X06 Results	1457
21.4.6.4	Game #X08 Results	1458
21.4.6.5	Game #X11 Results	1459
21.4.6.6	Game #X12 Results	1460
21.4.7	Preliminary Round - Group A	1461
21.4.7.1	Game #X02 Results	1461
21.4.7.2	Game #X04 Results	1462
21.4.7.3	Game #X05 Results	1463
21.4.7.4	Game #X07 Results	1464
21.4.7.5	Game #X09 Results	1465
21.4.7.6	Game #X10 Results	1466



RESULTS BOOK



Korfball Mixed Team



THE WORLD GAMES
WROCLAW 2017

T+TISSOT
SWISS WATCHES SINCE 1853



Medallists by Event

As of TUE 25 JUL 2017

After 1 of 1 Events

Event	Date	Medal	Name	NOC Code
Mixed	25 JUL 2017	GOLD	DEN DUNNEN Nadhie	NED
			CORDUS Esther	
			KROON Marjolijn	
			STEENBERGEN Maaïke	
			HENDRIKS Jet	
			SPLIT Celeste	
			STRUIK Suzanne	
			VAN WIJNGAARDEN Olav	
			ZWART Erwin	
			VISSCHER Harjan	
			SNEL Mick	
			KUNST Richard	
			LEEUWENHOEK Laurens	
			PIKAAR Nick	
			SILVER	
		CHANG Shu-Chi		
		LI Chou-Ying		
		CHU Shu-Ping		
		CHEN Cin		
		LIN Szu-Yu		
		CHUAN Ying-Yen		
		WU Chun-Hsien		
		HUANG Nien-Hua		
		WU Shu-An		
		CHEN Chun-Ta		
		KAO Chen-Yu		
		BRONZE	HUANG Tzu-Yao	BEL
			CHUANG Hsiang-Lin	
			VAN CAMP Karen	
			DRIESEN Shiara	
			VERSELE Stephanie	
			CALUWE Julie	
		VERHOEVEN Zahra		
SEYS Saar				
PEETERS Patty				
DE BREMAEKER Jesse				
JANSSENS Nick				
STRUYF Brent				
PEETERS David				
JANSSENS Yani				
AMORGASTE Jarni				
HARDIES Jari				



Medal Standings

As of TUE 25 JUL 2017


After 1 of 1 Events

Rank	NOC	Mixed Team				Rank by Total
		G	S	B	Tot	
1	NED - Netherlands	1			1	=1
2	TPE - Chinese Taipei		1		1	=1
3	BEL - Belgium			1	1	=1
Total:		1	1	1	3	

Legend:

= Equal sign indicates that two or more NOCs share the same rank by total

B Bronze **G** Gold **S** Silver **Tot** Total

Timing and Results provided by  **TISSOT**



Team Roster

As of THU 20 JUL 2017


AUS - Australia

No	Name	Gender	Pos	Date of Birth	Age
1	MAY Jessica	Female		14 MAY 1981	36
2	PHILLIPS Jessica	Female		10 JUL 1985	32
4	CULLEN Grace	Female		9 OCT 1998	18
5	BRANFORD Patrick	Male		15 JUL 1990	27
7	SCROGGS David	Male		5 JUN 1986	31
9	CRISPE Jessica	Female		12 NOV 1992	24
10	BERNEY Joshua	Male		4 JUL 1991	26
11	PHILLIPS Daniel	Male		29 SEP 1989	27
12	PRASAD Joshua	Male		7 SEP 1992	24
13	ROBERTSON Adam	Male		16 JUL 1989	28
15	OTHEN Ashlee	Female		16 JAN 1995	22
16	CHANNING Bethan	Female		1 DEC 1992	24
Team Average					26.6

Coach SIBBONS Phillip

Legend:

(C) Captain **A** Attack **D** Defense

Timing and Results provided by  **TISSOT**



Team Roster

As of THU 20 JUL 2017


BEL - Belgium

No	Name	Gender	Pos	Date of Birth	Age
1	VAN CAMP Karen	Female		25 DEC 1989	27
5	DRIESEN Shiara	Female		4 MAR 1991	26
6	VERSELE Stephanie	Female		5 JAN 1988	29
7	CALUWE Julie	Female		27 MAY 1992	25
8	VERHOEVEN Zahra	Female		9 DEC 1994	22
9	SEYS Saar	Female		26 JUL 1997	19
10	PEETERS Patty	Female		25 JUN 1987	30
11	DE BREMAEKER Jesse	Male		25 JUN 1987	30
12	JANSSENS Nick	Male		7 JAN 1990	27
13	STRUYF Brent	Male		21 JUN 1995	22
14	PEETERS David	Male		17 NOV 1983	33
15	JANSSENS Yani	Male		22 MAY 1991	26
18	AMORGASTE Jarni	Male		18 JAN 1993	24
20	HARDIES Jari	Male		6 APR 1990	27
Team Average					26.2

Coach MIJNSBERGEN Steven

Legend:

(C) Captain **A** Attack **D** Defense

Timing and Results provided by  **TISSOT**



Team Roster

As of THU 20 JUL 2017


CHN - People's Republic Of China

No	Name	Gender	Pos	Date of Birth	Age
1	ZHAO YANG	Female		26 FEB 1996	21
2	ZHAO JING	Female		18 MAR 1992	25
4	YIN JINGYI	Female		16 FEB 1993	24
5	LI XIN	Female		2 OCT 1995	21
6	LI MUZI	Female		27 MAY 1992	25
7	ZHANG XIN	Female		21 SEP 1991	25
8	WANG DINGXIN	Female		25 JAN 1996	21
9	LIANG SHUAISHUAI	Male		2 OCT 1990	26
10	YANG GUOYONG	Male		8 JUN 1993	24
11	ZHANG DONGJIE	Male		16 JAN 1994	23
13	ZHANG RUIYU	Male		24 DEC 1995	21
14	TANG ZHEHENG	Male		7 OCT 1996	20
16	YANG YONGBIN	Male		22 AUG 1991	25
17	XIAO FEI	Male		6 OCT 1994	22
Team Average					23.1

Coach MA XIANGCHENG

Legend:

(C) Captain A Attack D Defense

Timing and Results provided by  **TISSOT**



Team Roster

As of THU 20 JUL 2017

GBR - Great Britain

No	Name	Gender	Pos	Date of Birth	Age
1	WARNER Ashley	Female		27 SEP 1995	21
2	BEDFORD Joe	Male		27 FEB 1990	27
3	ROBERTS Sara	Female		17 JAN 1987	30
4	MCCLLOUD Lizzie	Female		7 NOV 1994	22
6	BRENNAN Neala	Female		9 APR 1991	26
7	VOGWILL Charlie	Male		9 APR 1990	27
8	FITZGERALD Caitlin	Female		16 JUL 1997	20
11	DEBENHAM Paul	Male		31 AUG 1995	21
14	BAILEY Owen	Male		16 FEB 1995	22
15	HALL Andrew	Male		18 NOV 1988	28
16	KING Ben	Male		6 DEC 1990	26
17	WEST Helen	Female		4 APR 1990	27
18	PALFREYMAN Blake	Male		10 JUN 1996	21
19	DIQUE Claire	Female		17 MAR 1995	22
Team Average					24.3

Coach BUCKLAND Dave

Legend:

(C) Captain A Attack D Defense

Timing and Results provided by  **TISSOT**



Team Roster

As of THU 20 JUL 2017


GER - Germany

No	Name	Gender	Pos	Date of Birth	Age
2	FUCHS Karen	Female		15 MAY 1990	27
3	GNUTT Johanna	Female		7 MAR 1996	21
4	KIERDORF Jana	Female		20 SEP 1994	22
5	SCHULTE Anna	Female		16 DEC 1991	25
6	ORTH Anna	Female		21 MAR 1994	23
7	GRAMMEL Maurice	Male		4 OCT 1994	22
8	SANDER Lea	Female		14 JUN 1995	22
10	MÜLLER Sven	Male		13 JUL 1989	28
11	HUSSMANN Thorben	Male		15 SEP 1995	21
12	DÜRING Dominic	Male		11 MAR 1992	25
15	ORTH Timon	Male		30 JUN 1992	25
16	HEPPEKAUSEN Steffen	Male		1 AUG 1996	20
17	PEUTERS Johanna	Female		30 NOV 1994	22
20	LIEPOLD David	Male		27 MAR 1994	23
Team Average					23.3

Coach PEUTERS Henning

Legend:

(C) Captain **A** Attack **D** Defense

Timing and Results provided by  **TISSOT**



Team Roster

As of THU 20 JUL 2017

NED - Netherlands

No	Name	Gender	Pos	Date of Birth	Age
1	DEN DUNNEN Nadhie	Female		22 MAY 1991	26
2	CORDUS Esther	Female		14 AUG 1994	22
4	KROON Marjolijn	Female		2 APR 1991	26
5	STEENBERGEN Maaike	Female		15 OCT 1992	24
6	HENDRIKS Jet	Female		6 MAY 1993	24
7	SPLIT Celeste	Female		29 AUG 1990	26
8	STRUJK Suzanne	Female		6 JUL 1987	30
11	VAN WIJNGAARDEN Olav	Male		7 SEP 1996	20
13	ZWART Erwin	Male		6 NOV 1990	26
14	VISSCHER Harjan	Male		26 FEB 1997	20
15	SNEL Mick	Male		13 APR 1993	24
16	KUNST Richard	Male		12 MAR 1993	24
17	LEEUWENHOEK Laurens	Male		7 DEC 1990	26
18	PIKAAR Nick	Male		13 AUG 1992	24
Team Average					24.4

Coach SCHOLTMEIJER Wim

Legend:
(C) Captain A Attack D Defense

Timing and Results provided by  **TISSOT**



Team Roster

As of THU 20 JUL 2017


POL - Poland

No	Name	Gender	Pos	Date of Birth	Age
1	SIEMIENIUK Tamara	Female		9 APR 1994	23
2	KOŁODZIEJCZYK Izabela	Female		29 DEC 1990	26
3	DEBICKA Paulina	Female		17 APR 1986	31
4	PAWLAK Katarzyna	Female		30 OCT 1975	41
5	KLEINROK Aleksandra	Female		15 APR 1985	32
6	DIADIK Daria	Female		24 SEP 1996	20
7	MAJCHRZAK Klaudia	Female		26 APR 1995	22
9	ZAK Maciej	Male		2 AUG 1986	30
10	DIADIK Rafal	Male		20 OCT 1993	23
11	KARPIUK Lukasz	Male		13 JUL 1992	25
13	MUSIALINSKI Kamil	Male		7 AUG 1995	21
14	RUBINKOWSKI Krzysztof	Male		13 JUL 1985	32
16	SMOLARKIEWICZ Artur	Male		7 MAR 1994	23
19	GUZINA Sebastian	Male		20 JAN 1988	29
Team Average					27.0

Coach KOOPMANS Roelof

Legend:

(C) Captain A Attack D Defense

Timing and Results provided by  **TISSOT**



Team Roster


As of THU 20 JUL 2017

TPE - Chinese Taipei

No	Name	Gender	Pos	Date of Birth	Age
1	LIN Ya-Wen	Female		14 JUN 1994	23
2	CHANG Shu-Chi	Female		2 SEP 1997	19
3	LI Chou-Ying	Female		17 JUN 1989	28
4	CHU Shu-Ping	Female		4 JUN 1989	28
5	CHEN Cin	Female		26 JUN 1989	28
7	LIN Szu-Yu	Female		14 MAR 1991	26
8	CHUAN Ying-Yen	Female		20 JUL 1991	26
11	WU Chun-Hsien	Male		15 APR 1988	29
12	HUANG Nien-Hua	Male		9 NOV 1994	22
13	WU Shu-An	Male		12 JUL 1996	21
15	CHEN Chun-Ta	Male		30 JUN 1995	22
17	KAO Chen-Yu	Male		9 JUL 1991	26
19	HUANG Tzu-Yao	Male		11 AUG 1997	19
20	CHUANG Hsiang-Lin	Male		6 AUG 1993	23
Team Average					24.3

Coach HsIEH Fang-Yi

Legend:
 (C) Captain **A** Attack **D** Defense

Timing and Results provided by  **TISSOT**



Tournament Summary

As of TUE 25 JUL 2017

Today's Games

Phase	Teams	Start Time	Final	Q1	Q2	Q3	Q4
Rank 7/8	GBR vs POL	11:00	25 - 18	7 - 6	4 - 1	11 - 6	3 - 5
Rank 5/6	CHN vs AUS	13:00	19 - 17	6 - 4	6 - 4	4 - 4	3 - 5
Bronze Medal	BEL vs GER	17:00	24 - 9	7 - 3	8 - 3	4 - 1	5 - 2
Gold Medal	NED vs TPE	19:00	26 - 14	7 - 3	6 - 4	7 - 2	6 - 5

Group A					Games					Points		Class. Points	
Rank		NED	BEL	AUS	CHN	Played	Won	Lost	OTW	OTL	For		Against
1	NED		24 - 16	30 - 10	33 - 10	3	3	0	0	0	87	36	9
2	BEL	16 - 24		26 - 8	36 - 13	3	2	1	0	0	78	45	6
3	AUS	10 - 30	8 - 26		25 - 23	3	1	2	0	0	43	79	3
4	CHN	10 - 33	13 - 36	23 - 25		3	0	3	0	0	46	94	0

Group B					Games					Points		Class. Points	
Rank		TPE	GER	GBR	POL	Played	Won	Lost	OTW	OTL	For		Against
1	TPE		22 - 14	23 - 16	29 - 16	3	3	0	0	0	74	46	9
2	GER	14 - 22		13 - 12	25 - 15	3	2	1	0	0	52	49	6
3	GBR	16 - 23	12 - 13		23 - 11	3	1	2	0	0	51	47	3
4	POL	16 - 29	15 - 25	11 - 23		3	0	3	0	0	42	77	0

Semifinals

Gold Medal Game

GER - 13		
Game X16 MON 24 JUL		
NED - 25		
	NED - 26	
	Game X20 TUE 25 JUL	
		NED - Gold TPE - Silver
BEL - 18		
Game X15 MON 24 JUL		
TPE - 22		
	TPE - 14	

Final Standings				
Medal	Rank	Team	GP	W/L
Gold	1	NED	5	5/0
Silver	2	TPE	5	4/1
Bronze	3	BEL	5	3/2
	4	GER	5	2/3
	5	CHN	5	2/3
	6	AUS	5	2/3
	7	GBR	5	2/3
	8	POL	5	0/5

Bronze Medal Game

BEL - 24		
Game X19 TUE 25 JUL		
GER - 9		
		BEL - Bronze GER - 4th




Tournament Summary

As of TUE 25 JUL 2017

Classification 5th/8th Place

CHN - 27		CHN - 19	
Game X13 MON 24 JUL GBR - 24		Game X18 TUE 25 JUL	
		AUS - 17	CHN - 5th AUS - 6th
POL - 18			
Game X14 MON 24 JUL AUS - 20			
		GBR - 25	
		Game X17 TUE 25 JUL POL - 18	GBR - 7th POL - 8th

Legend:
OTW overtime win **OTL** overtime loss

Timing and Results provided by  **TISSOT**



Medallists

GOLD	SILVER	BRONZE
NED - Netherlands DEN DUNNEN Nadhie CORDUS Esther KROON Marjolijn STEENBERGEN Maaïke HENDRIKS Jet SPLIT Celeste STRUIK Suzanne VAN WIJNGAARDEN Olav ZWART Erwin VISSCHER Harjan SNEL Mick KUNST Richard LEEUWENHOEK Laurens PIKAAR Nick	TPE - Chinese Taipei LIN Ya-Wen CHANG Shu-Chi LI Chou-Ying CHU Shu-Ping CHEN Cin LIN Szu-Yu CHUAN Ying-Yen WU Chun-Hsien HUANG Nien-Hua WU Shu-An CHEN Chun-Ta KAO Chen-Yu HUANG Tzu-Yao CHUANG Hsiang-Lin	BEL - Belgium VAN CAMP Karen DRIESEN Shiara VERSELE Stephanie CALUWE Julie VERHOEVEN Zahra SEYS Saar PEETERS Patty DE BREMAEKER Jesse JANSSENS Nick STRUYF Brent PEETERS David JANSSENS Yani AMORGASTE Jarni HARDIES Jari



Results

Game No: 17

GBR 25 - 18 POL

(7 - 6, 4 - 1, 11 - 6, 3 - 5)

Referee: ROSIE L. (AUS)
Assistant Referee: FARIA C. (POR)

Reserve Referee: WENSMA M. (BEL)

GBR - Great Britain

Time-out: 36:39

No	Name	G.	Pos	G/S	LD	MD	ND	R-in	FP	Pen	Punishments		
											Y	YR	R
1	WARNER Ashley	F		0/1		0/1							
2	BEDFORD Joe	M	A	7/20	1/10	1/3	0/1	0/1		5/5			
3	ROBERTS Sara	F	A	0/3	0/2			0/1					
4	McCLOUD Lizzie	F		0/3	0/2		0/1						
6	BRENNAN Neala	F	D	5/10	3/5	1/2	0/1		1/2				
7	VOGWILL Charlie	M	A	5/13	2/7	1/3			2/3				
8	FITZGERALD Caitlin	F		2/6	1/3	1/3							
11	DEBENHAM Paul	M		1/2	0/1			1/1					
14	BAILEY Owen	M		0/3		0/2	0/1						
15	HALL Andrew	M	D	0/3	0/2		0/1						
16	KING Ben	M		0/2		0/1	0/1						
17	WEST Helen	F	D	2/6	1/4	1/2							
18	PALFREYMAN Blake	M	D	2/8	0/4	1/2	0/1			1/1			
19	DIQUE Claire	F	A	1/6	1/4	0/2							
Team / Coach													
Totals				25/86	9/44	6/21	0/7	1/3	3/5	6/6			
Coach				BUCKLAND Dave									

POL - Poland

Time-out: 4:38

No	Name	G.	Pos	G/S	LD	MD	ND	R-in	FP	Pen	Punishments		
											Y	YR	R
1	SIEMIENIUK Tamara	F	D	4/9	2/6	2/2		0/1					
2	KOŁODZIEJCZYK Izabela	F		2/2		2/2							
3	DEBICKA Paulina	F	A	0/3	0/1	0/2							
4	PAWLAK Katarzyna	F											
5	KLEINROK Aleksandra	F	A	0/2			0/1	0/1					
6	DIADIK Daria	F	D										
7	MAJCHRZAK Klaudia	F											
9	ZAK Maciej	M											
10	DIADIK Rafal	M	A	4/16	0/7	0/3	1/3	1/1		2/2			
11	KARPIUK Lukasz	M											
13	MUSIALINSKI Kamil	M	A	2/13	1/10	1/1	0/1	0/1					
14	RUBINKOWSKI Krzysztof	M	D	4/14	0/7	0/2	1/2			3/3			
16	SMOLARKIEWICZ Artur	M		0/2	0/1	0/1							
19	GUZINA Sebastian	M	D	2/8	0/5	1/1	0/1	1/1					
Team / Coach													
Totals				18/69	3/37	6/14	2/8	2/5		5/5			
Coach				KOOPMANS Roelof									

Running Score			
MIN	Score	TeamNo	
1	0-1	POL	13 MUSIALINSKI K.(Medium)
2	0-2	POL	10 DIADIK R.(Near)
2	1-2	GBR	6 BRENNAN N.(Long)
3	1-3	POL	1 SIEMIENIUK T.(Medium)
4	2-3	GBR	7 VOGWILL C.(Long)
4	3-3	GBR	2 BEDFORD J.(Penalty shot)
5	3-4	POL	19 GUZINA S.(Medium)
5	4-4	GBR	6 BRENNAN N.(Free pass)
5		POL	Time out 1
6	4-5	POL	10 DIADIK R.(Penalty shot)
9	5-5	GBR	19 DIQUE C.(Long)
9	5-6	POL	1 SIEMIENIUK T.(Medium)
9	6-6	GBR	17 WEST H.(Medium)
10	7-6	GBR	2 BEDFORD J.(Penalty shot)
11	8-6	GBR	2 BEDFORD J.(Penalty shot)
11	9-6	GBR	17 WEST H.(Long)
12	10-6	GBR	6 BRENNAN N.(Medium)
13	10-7	POL	13 MUSIALINSKI K.(Long)
19		GBR	3 ROBERTS S. → 8 FITZGERALD C.
20	11-7	GBR	7 VOGWILL C.(Free pass)
21	12-7	GBR	6 BRENNAN N.(Long)
23	12-8	POL	14 RUBINKOWSKI K.(Penalty shot)
23	13-8	GBR	7 VOGWILL C.(Medium)
23	14-8	GBR	7 VOGWILL C.(Free pass)
23	14-9	POL	14 RUBINKOWSKI K.(Penalty shot)
25	15-9	GBR	6 BRENNAN N.(Long)
25		POL	3 DEBICKA P. → 7 MAJCHRZAK K.
25	16-9	GBR	2 BEDFORD J.(Medium)
26	17-9	GBR	8 FITZGERALD C.(Long)
26		POL	6 DIADIK D. → 2 KOŁODZIEJCZYK I.
27	18-9	GBR	18 PALFREYMAN B.(Penalty shot)
27	18-10	POL	2 KOŁODZIEJCZYK I.(Medium)
27	19-10	GBR	2 BEDFORD J.(Penalty shot)
27	20-10	GBR	7 VOGWILL C.(Long)
28	20-11	POL	1 SIEMIENIUK T.(Long)
29	20-12	POL	19 GUZINA S.(Running-In)
29	21-12	GBR	2 BEDFORD J.(Long)
30	22-12	GBR	2 BEDFORD J.(Penalty shot)
30	22-13	POL	14 RUBINKOWSKI K.(Near)
32	23-13	GBR	18 PALFREYMAN B.(Medium)
32		POL	13 MUSIALINSKI K. → 16 SMOLARKIEWICZ A.
32		POL	5 KLEINROK A. → 4 PAWLAK K.
32		GBR	19 DIQUE C. → 4 McCLOUD L.
34	23-14	POL	10 DIADIK R.(Running-In)
34		GBR	15 HALL A. → 14 BAILEY O.
34	24-14	GBR	8 FITZGERALD C.(Medium)
34	24-15	POL	1 SIEMIENIUK T.(Long)
35		GBR	7 VOGWILL C. → 11 DEBENHAM P.
35	24-16	POL	2 KOŁODZIEJCZYK I.(Medium)
37		GBR	18 PALFREYMAN B. → 16 KING B.
37	24-17	POL	10 DIADIK R.(Penalty shot)
37		GBR	Time out 1
37	25-17	GBR	11 DEBENHAM P.(Running-In)
38		GBR	17 WEST H. → 1 WARNER A.
40	25-18	POL	14 RUBINKOWSKI K.(Penalty shot)

Legend:

(C)	Captain	A	Attack	D	Defense	EX	Exclusion	F	Female	FP	Free Pass
G.	Gender	G/S	Goals/Shots	LD	Long Distance	M	Male	MD	Medium Distance	MIN	Minutes played
ND	Near Distance	No	Number	Pen	Penalty	Pos	Playing Position	R-in	Running-in	R	Red Card
Y	Yellow Card	YR	Yellow+Red Card								

Timing and Results provided by  TISSOT



Results

Game No: 18

CHN 19 - 17 AUS
(6 - 4, 6 - 4, 4 - 4, 3 - 5)

Referee: LUTTIK M. (NED)
Assistant Referee: DAHIYA P. (IND)

Reserve Referee: FARIA C. (POR)

CHN - People's Republic Of China

Time-out: 34:59

No	Name	G.	Pos	G/S	LD	MD	ND	R-in	FP	Pen	Punishments				
											Y	YR	R		
1	ZHAO YANG	F	A	2/10	1/2	1/3	0/1	0/4							
2	ZHAO JING	F	D	0/3	0/2		0/1								
4	YIN JINGYI	F	D	5/14	3/10	1/1	1/2	0/1							
5	LI XIN	F		1/4	1/4										
6	LI MUZI	F	A	2/9	1/5	0/3			1/1						
7	ZHANG XIN	F													
8	WANG DINGXIN	F													
9	LIANG SHUAISHUAI	M	A	4/21	0/14	1/3	0/1			3/3					
10	YANG GUOYONG	M	A	0/3	0/3										
11	ZHANG DONGJIE	M	D	3/7	1/1	0/2	0/2			2/2					
13	ZHANG RUIYU	M		0/2	0/2										
14	TANG ZHEHENG	M													
16	YANG YONGBIN	M	D	2/6	1/4	1/2									
17	XIAO FEI	M													
Team / Coach															
Totals				19/79	8/47	4/14	1/7	0/5	1/1	5/5					
Coach													MA XIANGCHENG		

AUS - Australia

Time-out: 38:56

No	Name	G.	Pos	G/S	LD	MD	ND	R-in	FP	Pen	Punishments				
											Y	YR	R		
1	MAY Jessica	F	D	2/9	1/6		0/1	0/1	1/1						
2	PHILLIPS Jessica	F													
4	CULLEN Grace	F	A	2/7	0/3	0/2		2/2							
5	BRANFORD Patrick	M		1/3	1/2	0/1									
7	SCROGGS David	M	D	0/2	0/2										
9	CRISPE Jessica	F													
10	BERNEY Joshua	M	D	4/7	1/3	2/2	0/1			1/1					
11	PHILLIPS Daniel	M	A	2/8	1/5	0/1				1/2					
12	PRASAD Joshua	M													
13	ROBERTSON Adam	M	A	3/13	1/7	2/4		0/2							
15	OTHEN Ashlee	F	A	2/10	1/3	0/5			1/2						
16	CHANNING Bethan	F	D	1/4	0/1	0/2		1/1							
Team / Coach															
Totals				17/63	6/32	4/17	0/2	3/6	2/3	2/3					
Coach													SIBBONS Phillip		

Running Score			
MIN	Score	TeamNo	
2	0-1	AUS	4 CULLEN G.(Running-In)
3	0-2	AUS	13 ROBERTSON A.(Medium)
3	1-2	CHN	11 ZHANG D.(Penalty shot)
4	2-2	CHN	4 YIN J.(Near)
5	3-2	CHN	6 LI M.(Free pass)
5	4-2	CHN	9 LIANG S.(Medium)
6	5-2	CHN	4 YIN J.(Long)
7	5-3	AUS	10 BERNEY J.(Medium)
7	6-3	CHN	9 LIANG S.(Penalty shot)
7	6-4	AUS	11 PHILLIPS D.(Penalty shot)
11	6-5	AUS	10 BERNEY J.(Penalty shot)
11	7-5	CHN	4 YIN J.(Long)
12	8-5	CHN	9 LIANG S.(Penalty shot)
13	9-5	CHN	1 ZHAO Y.(Long)
13		AUS	7 SCROGGS D. → 5 BRANFORD P.
14	10-5	CHN	11 ZHANG D.(Long)
15	10-6	AUS	16 CHANNING B.(Running-In)
16	10-7	AUS	4 CULLEN G.(Running-In)
16	11-7	CHN	1 ZHAO Y.(Medium)
17	11-8	AUS	5 BRANFORD P.(Long)
17	12-8	CHN	4 YIN J.(Long)
21	12-9	AUS	15 OTHEN A.(Long)
22	12-10	AUS	15 OTHEN A.(Free pass)
22	12-11	AUS	1 MAY J.(Free pass)
23	13-11	CHN	11 ZHANG D.(Penalty shot)
23		CHN	10 YANG G. → 13 ZHANG R.
24		AUS	5 BRANFORD P. → 7 SCROGGS D.
27		CHN	1 ZHAO Y. → 5 LI X.
28	14-11	CHN	6 LI M.(Long)
29	15-11	CHN	9 LIANG S.(Penalty shot)
29		CHN	13 ZHANG R. → 10 YANG G.
29		CHN	5 LI X. → 1 ZHAO Y.
29	15-12	AUS	10 BERNEY J.(Medium)
30	16-12	CHN	16 YANG Y.(Long)
30		AUS	13 ROBERTSON A. → 5 BRANFORD P.
30		CHN	1 ZHAO Y. → 5 LI X.
31	17-12	CHN	5 LI X.(Long)
32		AUS	4 CULLEN G. → 9 CRISPE J.
32	17-13	AUS	11 PHILLIPS D.(Long)
32		CHN	5 LI X. → 1 ZHAO Y.
33		AUS	16 CHANNING B. → 4 CULLEN G.
33	17-14	AUS	1 MAY J.(Long)
34	17-15	AUS	10 BERNEY J.(Long)
34		CHN	1 ZHAO Y. → 5 LI X.
35		CHN	Time out 1
36		AUS	5 BRANFORD P. → 13 ROBERTSON A.
36	17-16	AUS	13 ROBERTSON A.(Medium)
36		AUS	11 PHILLIPS D.(Penalty shot, missed)
37		CHN	5 LI X. → 1 ZHAO Y.
39	17-17	AUS	13 ROBERTSON A.(Long)
40	18-17	CHN	4 YIN J.(Medium)
39		AUS	Time out 1
40	19-17	CHN	16 YANG Y.(Medium)

Legend:											
(C)	Captain	A	Attack	D	Defense	EX	Exclusion	F	Female	FP	Free Pass
G.	Gender	G/S	Goals/Shots	LD	Long Distance	M	Male	MD	Medium Distance	MIN	Minutes played
ND	Near Distance	No	Number	Pen	Penalty	Pos	Playing Position	R-in	Running-in	R	Red Card
Y	Yellow Card	YR	Yellow+Red Card								



Results

Game No: 19

BEL 24 - 9 GER
(7 - 3, 8 - 3, 4 - 1, 5 - 2)

Referee: WOODS D. (GBR)
Assistant Referee: DAHIYA P. (IND)

Reserve Referee: LUTTIK M. (NED)

BEL - Belgium

Time-out: 35:15

No	Name	G.	Pos	G/S	LD	MD	ND	R-in	FP	Pen	Punishments				
											Y	YR	R		
1	VAN CAMP Karen	F	A	2/13	1/9	1/2	0/1	0/1							
5	DRIESEN Shira	F	A	0/6	0/5			0/1							
6	VERSELE Stephanie	F													
7	CALUWE Julie	F		1/1	1/1										
8	VERHOEVEN Zahra	F	D	3/9	2/5	1/2	0/1	0/1							
9	SEYS Saar	F													
10	PEETERS Patty	F	D	0/3	0/1	0/2									
11	DE BREMAEKER Jesse	M	A	7/16	1/9				3/3	3/4					
12	JANSSSENS Nick	M	D	5/17	2/13	1/1	0/1			2/2					
13	STRUYF Brent	M													
14	PEETERS David	M		1/3	0/1	0/1				1/1					
15	JANSSSENS Yani	M													
18	AMORGASTE Jarni	M	D	1/1	1/1							1			
20	HARDIES Jari	M	A	4/8	3/5	0/2		1/1							
Team / Coach															
Totals				24/77	11/50	3/10	0/3	1/4	3/3	6/7	1				
Coach MIJNSBERGEN Steven															

GER - Germany

Time-out: 15:56

No	Name	G.	Pos	G/S	LD	MD	ND	R-in	FP	Pen	Punishments				
											Y	YR	R		
2	FUCHS Karen	F	A	0/1				0/1							
3	GNUTT Johanna	F													
4	KIERDORF Jana	F	A	1/17	0/4	1/9	0/1	0/1	0/2						
5	SCHULTE Anna	F	D	2/7		1/2	0/1	1/1	0/3						
6	ORTH Anna	F		0/8		0/7	0/1								
7	GRAMMEL Maurice	M													
8	SANDER Lea	F	D	1/6		1/6									
10	MÜLLER Sven	M	A	1/14	0/6	0/6	0/1			1/1					
11	HUSSMANN Thorben	M		1/6	1/4	0/1				0/1					
12	DÜRING Dominic	M	D	2/8	1/7	1/1									
15	ORTH Timon	M	D	0/8	0/5	0/3									
16	HEPPEKAUSEN Steffen	M		1/5	0/2	0/2	1/1								
17	PEUTERS Johanna	F		0/2		0/2									
20	LIEPOLD David	M													
Team / Coach															
Totals				9/82	2/28	4/39	1/5	1/3	0/5	1/2					
Coach PEUTERS Henning															

Running Score													
MIN	Score	TeamNo											
1	1-0	BEL	11	DE BREMAEKER J.(Free pass)									
3	2-0	BEL	20	HARDIES J.(Long)									
3	2-1	GER	8	SANDER L.(Medium)									
4	3-1	BEL	8	VERHOEVEN Z.(Long)									
4	4-1	BEL	11	DE BREMAEKER J.(Free pass)									
7	4-2	GER	4	KIERDORF J.(Medium)									
8	5-2	BEL	12	JANSSSENS N.(Long)									
8	6-2	BEL	12	JANSSSENS N.(Penalty shot)									
9	7-2	BEL	11	DE BREMAEKER J.(Penalty shot)									
10	7-3	GER	10	MULLER S.(Penalty shot)									
11	7-4	GER	5	SCHULTE A.(Running-In)									
11	8-4	BEL	8	VERHOEVEN Z.(Long)									
11		GER	10	MULLER S. → 11 HUSSMANN T.									
12	9-4	BEL	1	VAN CAMP K.(Medium)									
13	10-4	BEL	11	DE BREMAEKER J.(Free pass)									
13		GER	11	HUSSMANN T. → 10 MULLER S.									
13	10-5	GER	12	DURING D.(Medium)									
13	11-5	BEL	18	AMORGASTE J.(Long)									
13		GER	16	HEPPEKAUSEN S. → 11 HUSSMANN T.									
13	12-5	BEL	11	DE BREMAEKER J.(Penalty shot)									
15	13-5	BEL	1	VAN CAMP K.(Long)									
16		GER		Time out 1									
17	13-6	GER	5	SCHULTE A.(Medium)									
17	14-6	BEL	8	VERHOEVEN Z.(Medium)									
17		GER	2	FUCHS K. → 6 ORTH A.									
19		BEL	11	DE BREMAEKER J.(Penalty shot, missed)									
20	15-6	BEL	11	DE BREMAEKER J.(Long)									
29		BEL	18	AMORGASTE J.(Yellow card)									
22	15-7	GER	11	HUSSMANN T.(Long)									
24	16-7	BEL	12	JANSSSENS N.(Penalty shot)									
26	17-7	BEL	12	JANSSSENS N.(Long)									
27	18-7	BEL	11	DE BREMAEKER J.(Penalty shot)									
30	19-7	BEL	20	HARDIES J.(Long)									
30		GER	15	ORTH T. → 16 HEPPEKAUSEN S.									
30		BEL	18	AMORGASTE J. → 14 PEETERS D.									
31	19-8	GER	12	DURING D.(Long)									
31		GER	5	SCHULTE A. → 17 PEUTERS J.									
33	19-9	GER	16	HEPPEKAUSEN S.(Near)									
33		BEL	14	PEETERS D. → 18 AMORGASTE J.									
34	20-9	BEL	20	HARDIES J.(Running-In)									
36		BEL		Time out 1									
36		BEL	10	PEETERS P. → 7 CALUWE J.									
37	21-9	BEL	20	HARDIES J.(Long)									
38	22-9	BEL	7	CALUWE J.(Long)									
38	23-9	BEL	12	JANSSSENS N.(Medium)									
39		BEL	12	JANSSSENS N. → 15 JANSSSENS Y.									
40		BEL	11	DE BREMAEKER J. → 14 PEETERS D.									
40		GER	11	HUSSMANN T.(Penalty shot, missed)									
40	24-9	BEL	14	PEETERS D.(Penalty shot)									

Legend:												
(C)	Captain	A	Attack	D	Defense	EX	Exclusion	F	Female	FP	Free Pass	
G.	Gender	G/S	Goals/Shots	LD	Long Distance	M	Male	MD	Medium Distance	MIN	Minutes played	
ND	Near Distance	No	Number	Pen	Penalty	Pos	Playing Position	R-in	Running-in	R	Red Card	
Y	Yellow Card	YR	Yellow+Red Card									



Results

Game No: 20

NED 26 - 14 TPE
(7 - 3, 6 - 4, 7 - 2, 6 - 5)

Referee: WENSMA M. (BEL)
Assistant Referee: FARIA C. (POR)

Reserve Referee: ROSIE L. (AUS)

NED - Netherlands

No	Name	G.	Pos	G/S	LD	MD	ND	R-in	FP	Pen	Punishments				
											Y	YR	R		
1	DEN DUNNEN Nadhie	F		1/1	1/1										
2	CORDUS Esther	F		1/3	1/2	0/1									
4	KROON Marjolijn	F	A	1/6	1/5			0/1							
5	STEENBERGEN Maaïke	F													
6	HENDRIKS Jet	F	A	0/6	0/3	0/2		0/1							
7	SPLIT Celeste	F	D	1/7	0/4	0/1		0/1	1/1						
8	STRUİK Suzanne	F	D	2/6	2/6										
11	VAN WIJNGAARDEN Olav	M		1/6	1/3	0/2	0/1								
13	ZWART Erwin	M													
14	VISSCHER Harjan	M		2/5	1/4	1/1									
15	SNEL Mick	M	D	3/9	1/7	1/1	1/1								
16	KUNST Richard	M	A	4/12	2/8	1/1	0/1	1/1	0/1						
17	LEEUEWENHOEK Laurens	M	D	6/11	4/6	0/2	0/1	1/1		1/1					
18	PIKAAR Nick	M	A	4/14	2/9	0/1	0/1	0/1		2/2					
Team / Coach															
Totals				26/86	16/58	3/12	1/5	2/6	1/2	3/3					
Coach				SCHOLTMEIJER Wim											

Time-out: -

Running Score

MIN	Score	TeamNo	
1	0-1	TPE	8 CHUAN Y.(Near)
1	1-1	NED	18 PIKAAR N.(Long)
2	2-1	NED	8 STRUIK S.(Long)
2	2-2	TPE	20 CHUANG H.(Penalty shot)
6	3-2	NED	18 PIKAAR N.(Penalty shot)
7	4-2	NED	16 KUNST R.(Medium)
8	5-2	NED	15 SNEL M.(Near)
10	6-2	NED	17 LEEUEWENHOEK L.(Long)
10	6-3	TPE	15 CHEN C.(Long)
10	7-3	NED	16 KUNST R.(Long)
11		TPE	8 CHUAN Y. → 5 CHEN C.
11		TPE	20 CHUANG H. → 11 WU C.
12	7-4	TPE	11 WU C.(Long)
13	7-5	TPE	12 HUANG N.(Running-In)
15	8-5	NED	18 PIKAAR N.(Penalty shot)
15	8-6	TPE	1 LIN Y.(Free pass)
15	9-6	NED	15 SNEL M.(Long)
16	10-6	NED	17 LEEUEWENHOEK L.(Running-In)
18	11-6	NED	18 PIKAAR N.(Long)
18	11-7	TPE	1 LIN Y.(Long)
20	12-7	NED	17 LEEUEWENHOEK L.(Long)
20	13-7	NED	15 SNEL M.(Medium)
21	13-8	TPE	17 KAO C.(Near)
21	14-8	NED	4 KROON M.(Long)
23	15-8	NED	17 LEEUEWENHOEK L.(Penalty shot)
24	16-8	NED	17 LEEUEWENHOEK L.(Long)
24	17-8	NED	16 KUNST R.(Running-In)
25		TPE	15 CHEN C. → 20 CHUANG H.
25	17-9	TPE	1 LIN Y.(Free pass)
27		TPE	3 LI C. → 7 LIN S.
28	18-9	NED	7 SPLIT C.(Free pass)
29	19-9	NED	8 STRUIK S.(Long)
29		TPE	Time out 1
29	20-9	NED	16 KUNST R.(Long)
31		NED	7 SPLIT C. → 1 DEN DUNNEN N.
31		NED	6 HENDRIKS J. → 2 CORDUS E.
31		NED	15 SNEL M. → 13 ZWART E.
31		NED	16 KUNST R. → 14 VISSCHER H.
31	21-9	NED	2 CORDUS E.(Long)
31	21-10	TPE	11 WU C.(Long)
32		TPE	12 HUANG N. → 19 HUANG T.
32	21-11	TPE	11 WU C.(Penalty shot)
32	22-11	NED	14 VISSCHER H.(Long)
34		NED	8 STRUIK S. → 5 STEENBERGEN M.
34	22-12	TPE	17 KAO C.(Penalty shot)
34		NED	18 PIKAAR N. → 11 VAN WIJNGAARDEN O.
35		TPE	4 CHU S. → 8 CHUAN Y.
35	22-13	TPE	7 LIN S.(Running-In)
36	23-13	NED	1 DEN DUNNEN N.(Long)
36		TPE	1 LIN Y. → 2 CHANG S.
36	24-13	NED	14 VISSCHER H.(Medium)
36		TPE	17 KAO C. → 13 WU S.
37	25-13	NED	11 VAN WIJNGAARDEN O.(Long)
38	26-13	NED	17 LEEUEWENHOEK L.(Long)
38	26-14	TPE	11 WU C.(Penalty shot)

TPE - Chinese Taipei

No	Name	G.	Pos	G/S	LD	MD	ND	R-in	FP	Pen	Punishments				
											Y	YR	R		
1	LIN Ya-Wen	F	A	3/7	1/1	0/3			2/3						
2	CHANG Shu-Chi	F		0/2		0/1			0/1						
3	LI Chou-Ying	F	D	0/3	0/1	0/1		0/1							
4	CHU Shu-Ping	F	D	0/9	0/3	0/4		0/1	0/1						
5	CHEN Cin	F		0/4	0/2	0/2									
7	LIN Szu-Yu	F		1/1				1/1							
8	CHUAN Ying-Yen	F	A	1/4	0/1	0/2	1/1								
11	WU Chun-Hsien	M		4/10	2/5	0/1	0/1	0/1		2/2					
12	HUANG Nien-Hua	M	D	1/3	0/1			1/1	0/1						
13	WU Shu-An	M		0/1		0/1									
15	CHEN Chun-Ta	M	A	1/4	1/4										
17	KAO Chen-Yu	M	A	2/7	0/4		1/1	0/1		1/1					
19	HUANG Tzu-Yao	M		0/1		0/1									
20	CHUANG Hsiang-Lin	M	D	1/7	0/4	0/2				1/1					
Team / Coach															
Totals				14/63	4/26	0/18	2/3	2/6	2/6	4/4					
Coach				HSIEH Fang-Yi											

Time-out: 28:16

Legend:

(C)	Captain	A	Attack	D	Defense	EX	Exclusion	F	Female	FP	Free Pass
G.	Gender	G/S	Goals/Shots	LD	Long Distance	M	Male	MD	Medium Distance	MIN	Minutes played
ND	Near Distance	No	Number	Pen	Penalty	Pos	Playing Position	R-in	Running-in	R	Red Card
Y	Yellow Card	YR	Yellow+Red Card								

Timing and Results provided by **TISSOT**



Results

Game No: 13

CHN 27 - 24 GBR
(8 - 8, 7 - 7, 5 - 5, 7 - 4)

Referee: DAHIYA P. (IND)
Assistant Referee: ROSIE L. (AUS)

Reserve Referee: LUTTIK M. (NED)

CHN - People's Republic Of China

Time-out: 37:51

No	Name	G.	Pos	G/S	LD	MD	ND	R-in	FP	Pen	Punishments				
											Y	YR	R		
1	ZHAO YANG	F	A	2/9	2/4	0/4	0/1								
2	ZHAO JING	F	D	7/10	2/3	4/4		1/3							
4	YIN JINGYI	F	D	2/13	0/4	0/5	1/2	1/2							
5	LI XIN	F													
6	LI MUZI	F	A	5/13	4/5	1/5		0/1	0/2						
7	ZHANG XIN	F													
8	WANG DINGXIN	F													
9	LIANG SHUAISHUAI	M	A	4/22	4/19	0/2	0/1								
10	YANG GUOYONG	M		0/6	0/5	0/1									
11	ZHANG DONGJIE	M	D	3/6	0/1	2/3		0/1		1/1					
13	ZHANG RUIYU	M	A	0/2			0/2								
14	TANG ZHEHENG	M													
16	YANG YONGBIN	M	D	4/11	1/5	1/4		2/2							
17	XIAO FEI	M													
Team / Coach															
Totals				27/92	13/46	8/28	1/6	4/9	0/2	1/1					
Coach				MA XIANGCHENG											

GBR - Great Britain

Time-out: 34:13

No	Name	G.	Pos	G/S	LD	MD	ND	R-in	FP	Pen	Punishments				
											Y	YR	R		
1	WARNER Ashley	F	D	0/9	0/7	0/1		0/1							
2	BEDFORD Joe	M	D	5/13	4/10		0/2			1/1					
3	ROBERTS Sara	F													
4	MCCLOUD Lizzie	F	A	1/9	1/4	0/2		0/3							
6	BRENNAN Neala	F	A	5/14	0/3	0/3	1/2	2/3	2/3						
7	VOGWILL Charlie	M		2/9	1/7				1/2						
8	FITZGERALD Caitlin	F	D	0/11	0/8	0/3									
11	DEBENHAM Paul	M	D	2/12	0/6	1/1	0/1		1/4						
14	BAILEY Owen	M													
15	HALL Andrew	M													
16	KING Ben	M	A	1/9	0/4	0/2	1/2	0/1							
17	WEST Helen	F													
18	PALFREYMAN Blake	M	A	8/15	2/5	1/2	3/5	2/2		0/1					
19	DIQUE Claire	F													
Team / Coach															
Totals				24/101	8/54	2/14	5/12	4/10	4/9	1/2					
Coach				BUCKLAND Dave											

Running Score				
MIN	Score	TeamNo		
1	0-1	GBR	18	PALFREYMAN B.(Long)
2	0-2	GBR	18	PALFREYMAN B.(Near)
3	1-2	CHN	16	YANG Y.(Medium)
4	1-3	GBR	2	BEDFORD J.(Long)
4	2-3	CHN	6	LI M.(Long)
5	2-4	GBR	18	PALFREYMAN B.(Medium)
5	3-4	CHN	2	ZHAO J.(Medium)
5	3-5	GBR	11	DEBENHAM P.(Medium)
5	3-6	GBR	6	BRENNAN N.(Free pass)
6	4-6	CHN	6	LI M.(Long)
6	5-6	CHN	2	ZHAO J.(Medium)
7	5-7	GBR	2	BEDFORD J.(Penalty shot)
8	5-8	GBR	18	PALFREYMAN B.(Running-In)
9	6-8	CHN	9	LIANG S.(Long)
9	7-8	CHN	4	YIN J.(Near)
10	8-8	CHN	4	YIN J.(Running-In)
11	8-9	GBR	16	KING B.(Near)
11	9-9	CHN	9	LIANG S.(Long)
12	9-10	GBR	2	BEDFORD J.(Long)
13	10-10	CHN	2	ZHAO J.(Long)
13	10-11	GBR	18	PALFREYMAN B.(Near)
13		CHN	9	LIANG S.(Long)
14	10-12	GBR	4	McCLOUD L.(Long)
15	11-12	CHN	16	YANG Y.(Running-In)
15	11-13	GBR	2	BEDFORD J.(Long)
16	11-14	GBR	6	BRENNAN N.(Near)
17	12-14	CHN	9	LIANG S.(Long)
17		CHN	13	ZHANG R. → 10 YANG G.
17	12-15	GBR	11	DEBENHAM P.(Free pass)
17	13-15	CHN	11	ZHANG D.(Penalty shot)
19	14-15	CHN	9	LIANG S.(Long)
20	15-15	CHN	1	ZHAO Y.(Long)
23	16-15	CHN	16	YANG Y.(Running-In)
23	17-15	CHN	2	ZHAO J.(Long)
26	17-16	GBR	6	BRENNAN N.(Running-In)
27	18-16	CHN	6	LI M.(Long)
27		GBR	11	DEBENHAM P. → 7 VOGWILL C.
27	18-17	GBR	2	BEDFORD J.(Long)
27	19-17	CHN	11	ZHANG D.(Medium)
27		CHN	10	YANG G. → 13 ZHANG R.
28	19-18	GBR	18	PALFREYMAN B.(Running-In)
29	19-19	GBR	6	BRENNAN N.(Free pass)
29		CHN	13	ZHANG R. → 10 YANG G.
30	19-20	GBR	7	VOGWILL C.(Free pass)
30	20-20	CHN	2	ZHAO J.(Running-In)
31	21-20	CHN	6	LI M.(Long)
31	21-21	GBR	18	PALFREYMAN B.(Near)
32	22-21	CHN	11	ZHANG D.(Medium)
33	23-21	CHN	2	ZHAO J.(Medium)
34	24-21	CHN	1	ZHAO Y.(Long)
34		GBR	4	McCLOUD L. → 19 DIQUE C.
35		GBR	18	PALFREYMAN B.(Penalty shot, missed)
35	24-22	GBR	6	BRENNAN N.(Running-In)
35		GBR		Time out 1
35	25-22	CHN	2	ZHAO J.(Medium)
36	26-22	CHN	16	YANG Y.(Long)
36	26-23	GBR	18	PALFREYMAN B.(Long)
38	27-23	CHN	6	LI M.(Medium)
38		CHN		Time out 1
39	27-24	GBR	7	VOGWILL C.(Long)

Legend:

(C) Captain	A	Attack	D	Defense	EX	Exclusion	F	Female	FP	Free Pass
G. Gender	G/S	Goals/Shots	LD	Long Distance	M	Male	MD	Medium Distance	MIN	Minutes played
ND	No	Number	Pen	Penalty	Pos	Playing Position	R-in	Running-in	R	Red Card
Y	Yellow Card	YR	Yellow+Red Card							

Timing and Results provided by  TISSOT



Results

Game No: 14

POL 18 - 20 AUS

(6 - 10, 3 - 3, 5 - 5, 4 - 2)

Referee: FARIA C. (POR)
Assistant Referee: WOODS D. (GBR)

Reserve Referee: WENSMA M. (BEL)

POL - Poland

Time-out: 5:39

No	Name	G.	Pos	G/S	LD	MD	ND	R-in	FP	Pen	Punishments			
											Y	YR	R	
1	SIEMIENIUK Tamara	F	D	0/7	0/1	0/5		0/1						
2	KOŁODZIEJCZYK Izabela	F	A	0/2		0/1	0/1							
3	DEBICKA Paulina	F												
4	PAWŁAK Katarzyna	F	D	1/3		0/1	0/1	1/1						
5	KLEINROK Aleksandra	F		0/1				0/1						
6	DIADIK Daria	F												
7	MAJCHRZAK Klaudia	F	A	0/2		0/1		0/1						
9	ZAK Maciej	M	A	1/9	1/2	0/3	0/1	0/1	0/2					
10	DIADIK Rafał	M	D	1/7	0/2	0/3				1/2				
11	KARPIUK Lukasz	M												
13	MUSIALINSKI Kamil	M	D	6/23	2/14	1/3	1/2	1/2	1/2					
14	RUBINKOWSKI Krzysztof	M	A	6/21	2/10	0/2	0/2	0/1	0/1	4/5				
16	SMOLARKIEWICZ Artur	M												
19	GUZINA Sebastian	M		3/9	1/4	0/1	2/4							
Team / Coach														
Totals				18/84	6/33	1/20	3/11	2/8	1/5	5/7				
Coach				KOOPMANS Roelof										

AUS - Australia

Time-out: -

No	Name	G.	Pos	G/S	LD	MD	ND	R-in	FP	Pen	Punishments			
											Y	YR	R	
1	MAY Jessica	F	D	0/4	0/2	0/2				0/1				
2	PHILLIPS Jessica	F	D	2/6	0/1	1/3	1/1							
4	CULLEN Grace	F	A	1/6	0/1	0/4		1/1						
5	BRANFORD Patrick	M		1/2	0/1			1/1						
7	SCROGGS David	M	D	3/8	1/3	1/4		1/1						
9	CRISPE Jessica	F												
10	BERNEY Joshua	M	D	5/8	0/1	1/3				4/4				
11	PHILLIPS Daniel	M	A	1/4		0/3				1/1				
12	PRASAD Joshua	M		0/1	0/1									
13	ROBERTSON Adam	M	A	2/6	1/4	1/2								
15	OTHEN Ashlee	F	A	5/12	1/5		0/2	3/3	1/2					
16	CHANNING Bethan	F												
Team / Coach														
Totals				20/57	3/19	4/21	1/3	6/6	1/3	5/5				
Coach				SIBBONS Phillip										

Running Score			
MIN	Score	TeamNo	
2	0-1	AUS	13 ROBERTSON A.(Long)
3	0-2	AUS	15 OTHEN A.(Running-In)
3	1-2	POL	13 MUSIALINSKI K.(Free pass)
4	1-3	AUS	2 PHILLIPS J.(Medium)
4	2-3	POL	14 RUBINKOWSKI K.(Penalty shot)
5	2-4	AUS	15 OTHEN A.(Long)
5	3-4	POL	13 MUSIALINSKI K.(Long)
5	3-5	AUS	10 BERNEY J.(Penalty shot)
5	4-5	POL	14 RUBINKOWSKI K.(Penalty shot, missed)
5	3-6	AUS	13 ROBERTSON A.(Medium)
6	4-6	POL	14 RUBINKOWSKI K.(Penalty shot)
6	4-7	AUS	10 BERNEY J.(Penalty shot)
6	4-8	AUS	10 BERNEY J.(Medium)
6		POL	Time out 1
7	4-9	AUS	4 CULLEN G.(Running-In)
7	5-9	POL	9 ZAK M.(Long)
7	5-10	AUS	2 PHILLIPS J.(Near)
9	6-10	POL	13 MUSIALINSKI K.(Near)
12	7-10	POL	14 RUBINKOWSKI K.(Long)
12	7-11	AUS	15 OTHEN A.(Free pass)
16	7-12	AUS	7 SCROGGS D.(Running-In)
16	8-12	POL	13 MUSIALINSKI K.(Medium)
17	8-13	AUS	11 PHILLIPS D.(Penalty shot)
18	9-13	POL	14 RUBINKOWSKI K.(Long)
19		POL	9 ZAK M. → 19 GUZINA S.
19		AUS	7 SCROGGS D. → 11 PHILLIPS D.
19		AUS	11 PHILLIPS D. → 12 PRASAD J.
20		POL	10 DIADIK R.(Penalty shot, missed)
21	9-14	AUS	10 BERNEY J.(Penalty shot)
22	10-14	POL	13 MUSIALINSKI K.(Long)
25	11-14	POL	14 RUBINKOWSKI K.(Penalty shot)
25	11-15	AUS	15 OTHEN A.(Running-In)
26		AUS	12 PRASAD J. → 7 SCROGGS D.
26	12-15	POL	10 DIADIK R.(Penalty shot)
27	12-16	AUS	7 SCROGGS D.(Medium)
27	12-17	AUS	15 OTHEN A.(Running-In)
28		POL	7 MAJCHRZAK K. → 5 KLEINROK A.
29	13-17	POL	19 GUZINA S.(Long)
30	13-18	AUS	10 BERNEY J.(Penalty shot)
30	14-18	POL	4 PAWŁAK K.(Running-In)
40		AUS	13 ROBERTSON A. → 5 BRANFORD P.
33	15-18	POL	19 GUZINA S.(Near)
33	15-19	AUS	5 BRANFORD P.(Running-In)
34	16-19	POL	13 MUSIALINSKI K.(Running-In)
35	16-20	AUS	7 SCROGGS D.(Long)
36	17-20	POL	14 RUBINKOWSKI K.(Penalty shot)
36	18-20	POL	19 GUZINA S.(Near)

Legend:

(C)	Captain	A	Attack	D	Defense	EX	Exclusion	F	Female	FP	Free Pass
G.	Gender	G/S	Goals/Shots	LD	Long Distance	M	Male	MD	Medium Distance	MIN	Minutes played
ND	Near Distance	No	Number	Pen	Penalty	Pos	Playing Position	R-in	Running-in	R	Red Card
Y	Yellow Card	YR	Yellow+Red Card								



Results

Game No: 15

BEL 18 - 22 TPE
(7 - 7, 3 - 6, 5 - 5, 3 - 4)

Referee: LUTTIK M. (NED)
Assistant Referee: WOODS D. (GBR)

Reserve Referee: FARIA C. (POR)

BEL - Belgium

No	Name	G.	Pos	G/S	LD	MD	ND	R-in	FP	Pen	Punishments			
											Y	YR	R	
1	VAN CAMP Karen	F	D	0/8	0/3	0/5								
5	DRIESEN Shiara	F	D	0/3	0/3									
6	VERSELE Stephanie	F												
7	CALUWE Julie	F		0/1	0/1									
8	VERHOEVEN Zahra	F	A	1/3		0/2		1/1						
9	SEYS Saar	F												
10	PEETERS Patty	F	A	1/6	0/1	0/4		1/1						
11	DE BREMAEKER Jesse	M		5/17	2/13	1/2			1/1	1/1				
12	JANSSENS Nick	M	A	3/15	1/9	0/4		1/1	1/1					
13	STRUYF Brent	M	D	2/15	1/11	0/1		0/1	1/2					
14	PEETERS David	M	D	4/18	2/15	1/1		0/1		1/1				
15	JANSSENS Yani	M												
18	AMORGASTE Jarni	M		0/4	0/2	0/1			0/1					
20	HARDIES Jari	M	A	2/9	0/4	2/4	0/1							
Team / Coach														
Totals				18/99	6/62	4/24	0/1	3/5	3/5	2/2				
Coach				MIJNSBERGEN Steven										

TPE - Chinese Taipei

No	Name	G.	Pos	G/S	LD	MD	ND	R-in	FP	Pen	Punishments			
											Y	YR	R	
1	LIN Ya-Wen	F	A	7/16	3/6	1/6		1/1	2/3					
2	CHANG Shu-Chi	F												
3	LI Chou-Ying	F	D	2/4	2/4									
4	CHU Shu-Ping	F	D	3/10	1/3	2/5		0/1	0/1					
5	CHEN Cin	F	A	3/10	1/4	1/5	1/1							
7	LIN Szu-Yu	F												
8	CHUAN Ying-Yen	F												
11	WU Chun-Hsien	M		1/9	0/8					1/1				
12	HUANG Nien-Hua	M	D	2/5	0/2		1/2	1/1						
13	WU Shu-An	M												
15	CHEN Chun-Ta	M	A	4/7	2/3	1/3		1/1						
17	KAO Chen-Yu	M	A	0/3	0/1	0/1		0/1						
19	HUANG Tzu-Yao	M												
20	CHUANG Hsiang-Lin	M	D	0/4	0/1	0/2		0/1						
Team / Coach														
Totals				22/68	9/32	5/22	2/3	3/6	2/4	1/1				
Coach				HSIEH Fang-Yi										

Running Score

MIN	Score	TeamNo		
1	1-0	BEL	12	JANSSENS N.(Running-In)
1	1-1	TPE	1	LIN Y.(Free pass)
1	2-1	BEL	14	PEETERS D.(Long)
1	2-2	TPE	12	HUANG N.(Running-In)
2	3-2	BEL	20	HARDIES J.(Medium)
2	3-3	TPE	5	CHEN C.(Long)
3	4-3	BEL	14	PEETERS D.(Penalty shot)
7	4-4	TPE	3	LI C.(Long)
7	5-4	BEL	8	VERHOEVEN Z.(Running-In)
7	5-5	TPE	15	CHEN C.(Long)
7	TPE	20	CHUANG H. → 11	WU C.
9	5-6	TPE	11	WU C.(Penalty shot)
10	6-6	BEL	13	STRUYF B.(Free pass)
10	6-7	TPE	15	CHEN C.(Long)
10	7-7	BEL	10	PEETERS P.(Running-In)
11	8-7	BEL	14	PEETERS D.(Long)
12	9-7	BEL	13	STRUYF B.(Long)
12	9-8	TPE	5	CHEN C.(Medium)
14	9-9	TPE	5	CHEN C.(Near)
14	9-10	TPE	4	CHU S.(Medium)
15	10-10	BEL	14	PEETERS D.(Medium)
16	10-11	TPE	1	LIN Y.(Long)
18	10-12	TPE	1	LIN Y.(Long)
19	BEL	13	STRUYF B. → 11	DE BREMAEKER J.
20	10-13	TPE	4	CHU S.(Medium)
22	10-14	TPE	3	LI C.(Long)
23	10-15	TPE	1	LIN Y.(Medium)
23	BEL	20	HARDIES J. → 18	AMORGASTE J.
23	11-15	BEL	12	JANSSENS N.(Free pass)
23	BEL	14	PEETERS D. → 20	HARDIES J.
24	12-15	BEL	11	DE BREMAEKER J.(Medium)
24	12-16	TPE	12	HUANG N.(Near)
26	12-17	TPE	15	CHEN C.(Medium)
27	13-17	BEL	12	JANSSENS N.(Long)
27	14-17	BEL	11	DE BREMAEKER J.(Long)
28	15-17	BEL	11	DE BREMAEKER J.(Free pass)
28	TPE			Time out 1
30	15-18	TPE	1	LIN Y.(Long)
31	15-19	TPE	1	LIN Y.(Free pass)
32	TPE	3	LI C. → 7	LIN S.
32	16-19	BEL	11	DE BREMAEKER J.(Penalty shot)
32	BEL	10	PEETERS P. → 7	CALUWE J.
34	16-20	TPE	4	CHU S.(Long)
34	BEL	12	JANSSENS N. → 14	PEETERS D.
34	TPE	7	LIN S. → 3	LI C.
37	16-21	TPE	15	CHEN C.(Running-In)
38	16-22	TPE	1	LIN Y.(Running-In)
39	17-22	BEL	20	HARDIES J.(Medium)
40	18-22	BEL	11	DE BREMAEKER J.(Long)

Legend:											
(C)	Captain	A	Attack	D	Defense	EX	Exclusion	F	Female	FP	Free Pass
G.	Gender	G/S	Goals/Shots	LD	Long Distance	M	Male	MD	Medium Distance	MIN	Minutes played
ND	Near Distance	No	Number	Pen	Penalty	Pos	Playing Position	R-in	Running-in	R	Red Card
Y	Yellow Card	YR	Yellow+Red Card								

Timing and Results provided by  TISSOT



Results

Game No: 16

GER 13 - 25 NED
(4 - 7, 1 - 4, 4 - 8, 4 - 6)

Referee: WENSMA M. (BEL)
Assistant Referee: DAHIYA P. (IND)

Reserve Referee: ROSIE L. (AUS)

GER - Germany

No	Name	G.	Pos	G/S	LD	MD	ND	R-in	FP	Pen	Punishments			
											Y	YR	R	
2	FUCHS Karen	F	A	1/2		0/1			1/1					
3	GNUTT Johanna	F	D	0/2	0/1	0/1								
4	KIERDORF Jana	F		1/4		0/1			1/3					
5	SCHULTE Anna	F		1/3		0/1			0/1	1/1				
6	ORTH Anna	F	A	0/5		0/3	0/1	0/1						
7	GRAMMEL Maurice	M		0/3	0/2	0/1								
8	SANDER Lea	F	D	1/1						1/1				
10	MÜLLER Sven	M		2/6	2/4	0/1	0/1							
11	HUSSMANN Thorben	M	A	2/3	1/1		0/1			1/1				
12	DÜRING Dominic	M	A	2/6	1/4	0/1		1/1						
15	ORTH Timon	M	D	0/2		0/2								
16	HEPPEKAUSEN Steffen	M		0/3	0/1	0/1		0/1						
17	PEUTERS Johanna	F		0/3	0/3									
20	LIEPOLD David	M	D	3/14	2/6	1/8								
Team / Coach														
Totals				13/57	6/22	1/21	0/3	1/3	2/5	3/3				
Coach		PEUTERS Henning												

NED - Netherlands

No	Name	G.	Pos	G/S	LD	MD	ND	R-in	FP	Pen	Punishments			
											Y	YR	R	
1	DEN DUNNEN Nadhie	F		0/3	0/2	0/1								
2	CORDUS Esther	F		2/5	1/1	0/3	1/1							
4	KROON Marjolijn	F	D	2/12	2/9	0/2		0/1						
5	STEENBERGEN Maaïke	F		0/2	0/2									
6	HENDRIKS Jet	F	D	1/8	1/4	0/3		0/1						
7	SPLIT Celeste	F	A	2/7	0/2	1/3			1/2					
8	STRUİK Suzanne	F	A	1/3	1/2	0/1								
11	VAN WIJNGAARDEN Olav	M												
13	ZWART Erwin	M												
14	VISSCHER Harjan	M		1/5	1/2	0/3								
15	SNEL Mick	M	A	3/10	2/7	1/3								
16	KUNST Richard	M	D	1/14	1/11	0/2	0/1							
17	LEEUEWENHOEK Laurens	M	A	6/8	1/2	0/1		1/1		4/4				
18	PIKAAR Nick	M	D	6/23	4/18	1/3		1/2						
Team / Coach														
Totals				25/100	14/62	3/25	1/2	2/5	1/2	4/4				
Coach		SCHOLTMEIJER Wim												

Running Score													
MIN	Score	TeamNo											
1	1-0	GER	11	HUSSMANN T.(Long)									
2	2-0	GER	12	DURING D.(Long)									
2	2-1	NED	18	PIKAAR N.(Running-In)									
4	2-2	NED	18	PIKAAR N.(Long)									
5	2-3	NED	7	SPLIT C.(Free pass)									
6	2-4	NED	7	SPLIT C.(Medium)									
7	3-4	GER	8	SANDER L.(Penalty shot)									
7	3-5	NED	16	KUNST R.(Long)									
7	4-5	GER	12	DURING D.(Running-In)									
8	4-6	NED	17	LEEUEWENHOEK L.(Penalty shot)									
10	4-7	NED	4	PIKAAR N.(Long)									
11		GER	8	SANDER L. → 5 SCHULTE A.									
14	4-8	NED	18	PIKAAR N.(Long)									
15	4-9	NED	17	LEEUEWENHOEK L.(Penalty shot)									
16	5-9	GER	11	HUSSMANN T.(Penalty shot)									
17	5-10	NED	18	PIKAAR N.(Medium)									
20	5-11	NED	4	KROON M.(Long)									
21		GER	15	ORTH T. → 16 HEPPEKAUSEN S.									
21		GER	12	DURING D. → 10 MULLER S.									
21		GER	11	HUSSMANN T. → 7 GRAMMEL M.									
21		GER	6	ORTH A. → 4 KIERDORF J.									
21	6-11	GER	10	MULLER S.(Long)									
21	6-12	NED	17	LEEUEWENHOEK L.(Penalty shot)									
22	6-13	NED	6	HENDRIKS J.(Long)									
22	6-14	NED	18	PIKAAR N.(Long)									
24	6-15	NED	17	LEEUEWENHOEK L.(Penalty shot)									
24	7-15	GER	2	FUCHS K.(Free pass)									
24	8-15	GER	20	LIEPOLD D.(Long)									
24		GER	5	SCHULTE A. → 6 ORTH A.									
25		GER	3	GNUTT J. → 5 SCHULTE A.									
26		NED	16	KUNST R. → 14 VISSCHER H.									
26		NED	6	HENDRIKS J. → 2 CORDUS E.									
28	8-16	NED	2	CORDUS E.(Near)									
28		GER	2	FUCHS K. → 17 PEUTERS J.									
29	8-17	NED	15	SNEL M.(Medium)									
29	8-18	NED	17	LEEUEWENHOEK L.(Long)									
29	9-18	GER	5	SCHULTE A.(Penalty shot)									
30	9-19	NED	4	KROON M.(Long)									
31	9-20	NED	17	LEEUEWENHOEK L.(Running-In)									
32	9-21	NED	8	STRUİK S.(Long)									
32	10-21	GER	20	LIEPOLD D.(Medium)									
34	11-21	GER	20	LIEPOLD D.(Long)									
34		NED	8	STRUİK S. → 5 STEENBERGEN M.									
34		NED	7	SPLIT C. → 1 DEN DUNNEN N.									
36	11-22	NED	15	SNEL M.(Long)									
36	12-22	GER	4	KIERDORF J.(Free pass)									
36		GER	20	LIEPOLD D. → 12 DURING D.									
37	12-23	NED	14	VISSCHER H.(Long)									
38	12-24	NED	2	CORDUS E.(Long)									
39	12-25	NED	15	SNEL M.(Long)									
39	13-25	GER	10	MULLER S.(Long)									

Legend:

(C)	Captain	A	Attack	D	Defense	EX	Exclusion	F	Female	FP	Free Pass
G.	Gender	G/S	Goals/Shots	LD	Long Distance	M	Male	MD	Medium Distance	MIN	Minutes played
ND	Near Distance	No	Number	Pen	Penalty	Pos	Playing Position	R-in	Running-in	R	Red Card
Y	Yellow Card	YR	Yellow+Red Card								

Timing and Results provided by  TISSOT



Results

Game No: 1

TPE 22 - 14 GER
(7 - 4, 1 - 2, 6 - 5, 8 - 3)

Referee: WOODS D. (GBR)
Assistant Referee: LUTTIK M. (NED)

Reserve Referee: ROSIE L. (AUS)

TPE - Chinese Taipei

No	Name	G.	Pos	G/S	LD	MD	ND	R-in	FP	Pen	Punishments			
											Y	YR	R	
1	LIN Ya-Wen	F	A	6/15	2/8	1/3	2/2	1/1	0/1					
2	CHANG Shu-Chi	F												
3	LI Chou-Ying	F	A	0/5	0/2		0/1	0/2						
4	CHU Shu-Ping	F	D	6/9	1/2	5/6	0/1							
5	CHEN Cin	F	D	1/6		1/3		0/1	0/2					
7	LIN Szu-Yu	F		3/7	0/3	1/2		1/1	1/1					
8	CHUAN Ying-Yen	F												
11	WU Chun-Hsien	M	D	1/9	1/8	0/1								
12	HUANG Nien-Hua	M	A	2/8	0/2	0/2	1/2	1/2						
13	WU Shu-An	M												
15	CHEN Chun-Ta	M		2/4	1/3					1/1				
17	KAO Chen-Yu	M	A	1/3	0/1	1/2								
19	HUANG Tzu-Yao	M												
20	CHUANG Hsiang-Lin	M	D	0/1		0/1								
Team / Coach														
Totals				22/67	5/29	9/20	3/6	3/7	1/4	1/1				
Coach				HSIEH Fang-Yi										

Time-out: -

Running Score

MIN	Score	TeamNo		
1	0-1	GER	5	SCHULTE A.(Medium)
2	1-1	TPE	12	HUANG N.(Near)
2	1-2	GER	10	MULLER S.(Medium)
3	1-3	GER	10	MULLER S.(Penalty shot)
4	2-3	TPE	12	HUANG N.(Running-In)
5	2-4	GER	8	SANDER L.(Near)
6	3-4	TPE	5	CHEN C.(Medium)
6		GER	10	MULLER S.(Penalty shot, missed)
7	4-4	TPE	11	WU C.(Long)
8	5-4	TPE	1	LIN Y.(Running-In)
9	6-4	TPE	1	LIN Y.(Long)
10	7-4	TPE	4	CHU S.(Long)
11	7-5	GER	10	MULLER S.(Penalty shot)
12	8-5	TPE	1	LIN Y.(Near)
14	8-6	GER	8	SANDER L.(Medium)
18		TPE	5	CHEN C. → 7 LIN S.
20		TPE	11	WU C. → 15 CHEN C.
21		GER	4	KIERDORF J. → 6 ORTH A.
21	8-7	GER	12	DURING D.(Long)
21	9-7	TPE	7	LIN S.(Running-In)
21		GER	6	ORTH A. → 4 KIERDORF J.
21	10-7	TPE	1	LIN Y.(Long)
22	10-8	GER	15	ORTH T.(Long)
22		TPE	20	CHUANG H. → 19 HUANG T.
22		GER	4	KIERDORF J. → 6 ORTH A.
23	11-8	TPE	15	CHEN C.(Penalty shot)
24	11-9	GER	17	PEUTERS J.(Medium)
24	11-10	GER	8	SANDER L.(Penalty shot)
27	11-11	GER	16	HEPPEKAUSEN S.(Near)
28	12-11	TPE	4	CHU S.(Medium)
28	13-11	TPE	7	LIN S.(Medium)
28		TPE	3	LI C. → 5 CHEN C.
29	14-11	TPE	1	LIN Y.(Medium)
29		GER		Time out 1
31		GER	16	HEPPEKAUSEN S. → 20 LIEPOLD D.
31		GER	5	SCHULTE A. → 2 FUCHS K.
31	14-12	GER	20	LIEPOLD D.(Medium)
31	15-12	TPE	4	CHU S.(Medium)
32	16-12	TPE	7	LIN S.(Free pass)
34		TPE	12	HUANG N. → 11 WU C.
34		GER	15	ORTH T. → 11 HUSSMANN T.
35	17-12	TPE	17	KAO C.(Medium)
36	17-13	GER	11	HUSSMANN T.(Near)
36	18-13	TPE	4	CHU S.(Medium)
37	19-13	TPE	15	CHEN C.(Long)
38	19-14	GER	8	SANDER L.(Near)
39	20-14	TPE	1	LIN Y.(Near)
39	21-14	TPE	4	CHU S.(Medium)
39		GER	10	MULLER S.(Penalty shot, missed)
40	22-14	TPE	4	CHU S.(Medium)

GER - Germany

No	Name	G.	Pos	G/S	LD	MD	ND	R-in	FP	Pen	Punishments			
											Y	YR	R	
2	FUCHS Karen	F		0/2		0/1			0/1					
3	GNUTT Johanna	F												
4	KIERDORF Jana	F	D	0/5	0/1	0/2	0/1		0/1					
5	SCHULTE Anna	F	A	1/6	0/1	1/5								
6	ORTH Anna	F		0/3	0/1	0/2								
7	GRAMMEL Maurice	M												
8	SANDER Lea	F	A	4/10		1/6	2/3			1/1				
10	MÜLLER Sven	M	D	3/11	0/1	1/6				2/4				
11	HUSSMANN Thorben	M		1/2		0/1	1/1							
12	DÜRING Dominic	M	D	1/5	1/3	0/2								
15	ORTH Timon	M	A	1/4	1/1	0/2	0/1							
16	HEPPEKAUSEN Steffen	M	A	1/11	0/8	0/1	1/2							
17	PEUTERS Johanna	F	D	1/11	0/5	1/5		0/1						
20	LIEPOLD David	M		1/2	0/1	1/1								
Team / Coach														
Totals				14/72	2/22	5/34	4/8	0/1	0/2	3/5				
Coach				PEUTERS Henning										

Time-out: 28:02

Legend:

(C)	Captain	A	Attack	D	Defense	EX	Exclusion	F	Female	FP	Free Pass
G.	Gender	G/S	Goals/Shots	LD	Long Distance	M	Male	MD	Medium Distance	MIN	Minutes played
ND	Near Distance	No	Number	Pen	Penalty	Pos	Playing Position	R-in	Running-in	R	Red Card
Y	Yellow Card	YR	Yellow+Red Card								

Timing and Results provided by  **TISSOT**



Results

Game No: 3

POL 11 - 23 GBR

(0 - 8, 3 - 8, 4 - 4, 4 - 3)

Referee: ROSIE L. (AUS)
Assistant Referee: LUTTIK M. (NED)

Reserve Referee: WENSMA M. (BEL)

POL - Poland

Time-out: 6:35

No	Name	G.	Pos	G/S	LD	MD	ND	R-in	FP	Pen	Punishments				
											Y	YR	R		
1	SIEMIENIUK Tamara	F	A	2/8	0/1	2/6	0/1								
2	KOŁODZIEJCZYK Izabela	F	A	1/1		1/1									
3	DEBICKA Paulina	F	A	1/3		1/2		0/1							
4	PAWLAK Katarzyna	F	D	0/1		0/1									
5	KLEINROK Aleksandra	F		0/1		0/1									
6	DIADIK Daria	F													
7	MAJCHRZAK Klaudia	F	D												
9	ZAK Maciej	M													
10	DIADIK Rafal	M	D	2/6	0/3	1/2				1/1					
11	KARPIUK Lukasz	M	A	0/9	0/2	0/7									
13	MUSIALINSKI Kamil	M	D	0/16	0/9	0/5			0/1	0/1					
14	RUBINKOWSKI Krzysztof	M	A	2/9	0/4	2/4	0/1								
16	SMOLARKIEWICZ Artur	M		0/2	0/1	0/1									
19	GUZINA Sebastian	M		3/7	2/4	1/2	0/1								
Team / Coach															
Totals				11/63	2/24	8/32	0/3	0/1	0/1	1/2					
Coach				KOOPMANS Roelof											

GBR - Great Britain

Time-out: 33:02

No	Name	G.	Pos	G/S	LD	MD	ND	R-in	FP	Pen	Punishments				
											Y	YR	R		
1	WARNER Ashley	F		0/5		0/5									
2	BEDFORD Joe	M	A	5/19	1/6	1/6	3/5	0/2							
3	ROBERTS Sara	F	D	0/6		0/3	0/1	0/2							
4	MCCLOUD Lizzie	F		0/4		0/3	0/1								
6	BRENNAN Neala	F	A	3/9		2/6	0/2		1/1						
7	VOGWILL Charlie	M	D	3/9	0/1	1/5	1/2	1/1							
8	FITZGERALD Caitlin	F		0/4		0/4									
11	DEBENHAM Paul	M		1/3		0/2				1/1					
14	BAILEY Owen	M		1/5	1/2	0/2		0/1							
15	HALL Andrew	M	A	1/8	1/2	0/4	0/1	0/1							
16	KING Ben	M													
17	WEST Helen	F	A	1/9	0/1	1/7	0/1								
18	PALFREYMAN Blake	M	D	6/14	0/5	1/4	3/3	2/2							
19	DIQUE Claire	F	D	2/4		2/3			0/1						
Team / Coach															
Totals				23/99	3/17	8/54	7/16	3/9	1/2	1/1					
Coach				BUCKLAND Dave											

Running Score			
MIN	Score	TeamNo	
1	0-1	GBR	15 HALL A.(Long)
5	0-2	GBR	2 BEDFORD J.(Medium)
6	0-3	GBR	18 PALFREYMAN B.(Medium)
7	0-4	GBR	18 PALFREYMAN B.(Running-In)
9		POL	Time out 1
9	0-5	GBR	6 BRENNAN N.(Medium)
9	0-6	GBR	2 BEDFORD J.(Near)
10	0-7	GBR	18 PALFREYMAN B.(Near)
10	0-8	GBR	7 VOGWILL C.(Near)
11	0-9	GBR	17 WEST H.(Medium)
11	0-10	GBR	6 BRENNAN N.(Medium)
12	0-11	GBR	19 DIQUE C.(Medium)
14	0-12	GBR	19 DIQUE C.(Medium)
14	0-13	GBR	2 BEDFORD J.(Long)
14		POL	11 KARPIUK L. → 19 GUZINA S.
15	1-13	POL	14 RUBINKOWSKI K.(Medium)
15		POL	7 MAJCHRZAK K. → 3 DEBICKA P.
15	1-14	GBR	18 PALFREYMAN B.(Near)
16	2-14	POL	10 DIADIK R.(Penalty shot)
16	2-15	GBR	2 BEDFORD J.(Near)
17	2-16	GBR	6 BRENNAN N.(Free pass)
18	3-16	POL	10 DIADIK R.(Medium)
21		POL	13 MUSIALINSKI K. → 11 KARPIUK L.
21	3-17	GBR	7 VOGWILL C.(Running-In)
21		POL	14 RUBINKOWSKI K. → 13 MUSIALINSKI K.
22	4-17	POL	19 GUZINA S.(Long)
24	4-18	GBR	2 BEDFORD J.(Near)
25	5-18	POL	3 DEBICKA P.(Medium)
25		GBR	19 DIQUE C. → 14 BAILEY O.
25		GBR	7 VOGWILL C. → 8 FITZGERALD C.
25	5-19	GBR	18 PALFREYMAN B.(Running-In)
25		POL	13 MUSIALINSKI K.(Penalty shot, missed)
26	6-19	POL	1 SIEMIENIUK T.(Medium)
26		GBR	17 WEST H. → 4 MCCLOUD L.
26		GBR	6 BRENNAN N. → 1 WARNER A.
26		POL	10 DIADIK R. → 14 RUBINKOWSKI K.
28	7-19	POL	19 GUZINA S.(Long)
30	7-20	GBR	18 PALFREYMAN B.(Near)
32	7-21	GBR	14 BAILEY O.(Long)
32		POL	13 MUSIALINSKI K. → 16 SMOLARKIEWICZ A.
32		GBR	15 HALL A. → 16 KING B.
32		GBR	2 BEDFORD J. → 7 VOGWILL C.
32	7-22	GBR	7 VOGWILL C.(Medium)
33	8-22	POL	2 KOŁODZIEJCZYK I.(Medium)
33		GBR	18 PALFREYMAN B. → 11 DEBENHAM P.
33		POL	4 PAWLAK K. → 6 DIADIK D.
34		GBR	Time out 1
35	8-23	GBR	11 DEBENHAM P.(Penalty shot)
36	9-23	POL	14 RUBINKOWSKI K.(Medium)
36		POL	2 KOŁODZIEJCZYK I. → 5 KLEINROK A.
36	10-23	POL	19 GUZINA S.(Medium)
39	11-23	POL	1 SIEMIENIUK T.(Medium)

Legend:

(C)	Captain	A	Attack	D	Defense	EX	Exclusion	F	Female	FP	Free Pass
G.	Gender	G/S	Goals/Shots	LD	Long Distance	M	Male	MD	Medium Distance	MIN	Minutes played
ND	Near Distance	No	Number	Pen	Penalty	Pos	Playing Position	R-in	Running-in	R	Red Card
Y	Yellow Card	YR	Yellow+Red Card								



Results

Game No: 6

TPE 23 - 16 GBR
(4 - 3, 9 - 5, 4 - 4, 6 - 4)

Referee: WENSMA M. (BEL)
Assistant Referee: ROSIE L. (AUS)

Reserve Referee: LUTTIK M. (NED)

TPE - Chinese Taipei

No	Name	G.	Pos	G/S	LD	MD	ND	R-in	FP	Pen	Punishments			
											Y	YR	R	
1	LIN Ya-Wen	F	A	6/15	1/5	3/6		0/2	2/2					
2	CHANG Shu-Chi	F		1/1	1/1									
3	LI Chou-Ying	F	D	0/3	0/3									
4	CHU Shu-Ping	F	D	2/10	0/5	1/3		1/1	0/1					
5	CHEN Cin	F	A	3/13	0/2	2/6	0/2	1/3						
7	LIN Szu-Yu	F		3/8	0/4	2/2		1/2						
8	CHUAN Ying-Yen	F		0/2	0/1		0/1							
11	WU Chun-Hsien	M	D	0/4	0/1	0/1		0/2						
12	HUANG Nien-Hua	M	D	1/2	1/2									
13	WU Shu-An	M		0/1	0/1									
15	CHEN Chun-Ta	M	A	2/8	1/4	0/2	1/1	0/1						
17	KAO Chen-Yu	M	A	1/5	0/4					1/1				
19	HUANG Tzu-Yao	M												
20	CHUANG Hsiang-Lin	M		4/6	2/4					2/2				
Team / Coach														
Totals				23/78	6/37	8/20	1/4	3/11	2/3	3/3				
Coach				HSIEH Fang-Yi										

Time-out: -

Running Score

MIN	Score	TeamNo	
1	1-0	TPE	1 LIN Y.(Medium)
1	1-1	GBR	18 PALFREYMAN B.(Near)
2	2-1	TPE	4 CHU S.(Medium)
6	2-2	GBR	7 VOGWILL C.(Medium)
7	3-2	TPE	1 LIN Y.(Long)
8	4-2	TPE	1 LIN Y.(Free pass)
8	4-3	GBR	14 BAILEY O.(Penalty shot)
11		TPE	11 WU C. → 20 CHUANG H.
11		TPE	3 LI C. → 7 LIN S.
12	4-4	GBR	7 VOGWILL C.(Long)
13	5-4	TPE	15 CHEN C.(Near)
13	6-4	TPE	5 CHEN C.(Medium)
14	6-5	GBR	7 VOGWILL C.(Running-In)
14	7-5	TPE	7 LIN S.(Medium)
14	7-6	GBR	6 BRENNAN N.(Free pass)
15	8-6	TPE	1 LIN Y.(Free pass)
15		GBR	14 BAILEY O. → 15 HALL A.
16	9-6	TPE	7 LIN S.(Medium)
16	10-6	TPE	1 LIN Y.(Medium)
17	11-6	TPE	5 CHEN C.(Medium)
17	11-7	GBR	2 BEDFORD J.(Penalty shot)
17		GBR	6 BRENNAN N. → 4 McCLOUD L.
19	12-7	TPE	7 LIN S.(Running-In)
19		GBR	3 ROBERTS S. → 17 WEST H.
19	12-8	GBR	15 HALL A.(Long)
19	13-8	TPE	1 LIN Y.(Medium)
21		GBR	16 KING B. → 18 PALFREYMAN B.
21		TPE	17 KAO C. → 19 HUANG T.
21		TPE	4 CHU S. → 8 CHUAN Y.
21	14-8	TPE	15 CHEN C.(Long)
21		GBR	7 VOGWILL C. → 15 HALL A.
22	15-8	TPE	20 CHUANG H.(Penalty shot)
24	16-8	TPE	20 CHUANG H.(Long)
24	16-9	GBR	4 McCLOUD L.(Long)
25	16-10	GBR	16 KING B.(Near)
25	17-10	TPE	20 CHUANG H.(Long)
26	17-11	GBR	18 PALFREYMAN B.(Penalty shot)
28	17-12	GBR	2 BEDFORD J.(Penalty shot)
31		TPE	19 HUANG T. → 17 KAO C.
31		TPE	7 LIN S. → 4 CHU S.
31	18-12	TPE	5 CHEN C.(Running-In)
31	19-12	TPE	12 HUANG N.(Long)
32	20-12	TPE	4 CHU S.(Running-In)
32		GBR	Time out 1
32		GBR	16 KING B. → 11 DEBENHAM P.
34	21-12	TPE	17 KAO C.(Penalty shot)
35	21-13	GBR	2 BEDFORD J.(Free pass)
36		TPE	12 HUANG N. → 13 WU S.
36		TPE	4 CHU S. → 2 CHANG S.
36	21-14	GBR	19 DIQUE C.(Long)
37	22-14	TPE	20 CHUANG H.(Penalty shot)
37	22-15	GBR	2 BEDFORD J.(Medium)
39	22-16	GBR	1 WARNER A.(Running-In)
40	23-16	TPE	2 CHANG S.(Long)

GBR - Great Britain

No	Name	G.	Pos	G/S	LD	MD	ND	R-in	FP	Pen	Punishments			
											Y	YR	R	
1	WARNER Ashley	F	A	1/7	0/2	0/2		1/2	0/1					
2	BEDFORD Joe	M	A	4/15	0/6	1/1	0/4	0/1	1/1	2/2				
3	ROBERTS Sara	F	D	0/1	0/1									
4	MCCLOUD Lizzie	F		1/4	1/2	0/2								
6	BRENNAN Neala	F	A	1/2			0/1		1/1					
7	VOGWILL Charlie	M	D	3/13	1/3	1/5	0/3	1/1	0/1					
8	FITZGERALD Caitlin	F												
11	DEBENHAM Paul	M												
14	BAILEY Owen	M	D	1/7	0/2	0/3	0/1			1/1				
15	HALL Andrew	M		1/3	1/2	0/1								
16	KING Ben	M		1/2	0/1		1/1							
17	WEST Helen	F		0/1		0/1								
18	PALFREYMAN Blake	M	A	2/7	0/2	0/3	1/1			1/1				
19	DIQUE Claire	F	D	1/4	1/3		0/1							
Team / Coach														
Totals				16/66	4/24	2/18	2/12	2/4	2/4	4/4				
Coach				BUCKLAND Dave										

Time-out: 31:04

Legend:

(C)	Captain	A	Attack	D	Defense	EX	Exclusion	F	Female	FP	Free Pass
G.	Gender	G/S	Goals/Shots	LD	Long Distance	M	Male	MD	Medium Distance	MIN	Minutes played
ND	Near Distance	No	Number	Pen	Penalty	Pos	Playing Position	R-in	Running-in	R	Red Card
Y	Yellow Card	YR	Yellow+Red Card								



Results

Game No: 8

POL 15 - 25 GER

(2 - 11, 3 - 4, 4 - 6, 6 - 4)

Referee: DAHIYA P. (IND)
Assistant Referee: ROSIE L. (AUS)

Reserve Referee: WENSMA M. (BEL)

POL - Poland

Time-out: 2:40

No	Name	G.	Pos	G/S	LD	MD	ND	R-in	FP	Pen	Punishments			
											Y	YR	R	
1	SIEMIENIUK Tamara	F	A	4/12	2/4	1/5		1/2	0/1					
2	KOŁODZIEJCZYK Izabela	F	A	1/3	0/1	1/2								
3	DEBICKA Paulina	F	D	0/1		0/1								
4	PAWLAK Katarzyna	F	D	1/1		1/1								
5	KLEINROK Aleksandra	F		1/1			1/1							
6	DIADIK Daria	F												
7	MAJCHRZAK Klaudia	F		0/2	0/1	0/1								
9	ZAK Maciej	M												
10	DIADIK Rafal	M	D	0/16	0/12	0/3	0/1							
11	KARPIUK Lukasz	M	A	2/7	2/5	0/2								
13	MUSIALINSKI Kamil	M	D	2/8	2/5	0/1			0/2					
14	RUBINKOWSKI Krzysztof	M		2/12	0/7	2/5								
16	SMOLARKIEWICZ Artur	M		0/1	0/1									
19	GUZINA Sebastian	M	A	2/9	1/7	0/1				1/1				
Team / Coach														
Totals				15/73	7/43	5/22	1/2	1/2	0/3	1/1				
Coach KOOPMANS Roelof														

GER - Germany

Time-out: 14:44

No	Name	G.	Pos	G/S	LD	MD	ND	R-in	FP	Pen	Punishments			
											Y	YR	R	
2	FUCHS Karen	F	D	3/11	0/2	1/4	2/2	0/1	0/2					
3	GNUTT Johanna	F	A	2/10		1/9		1/1						
4	KIERDORF Jana	F		2/2		2/2								
5	SCHULTE Anna	F												
6	ORTH Anna	F	D	5/12		2/8	0/1	3/3						
7	GRAMMEL Maurice	M		1/2	1/1			0/1						
8	SANDER Lea	F												
10	MÜLLER Sven	M	D	3/12	2/6	0/3	0/1	0/1		1/1				
11	HUSSMANN Thorben	M		0/1						0/1				
12	DÜRING Dominic	M	A	1/10	1/5	0/3	0/2							
15	ORTH Timon	M	A	5/6	1/1	0/1				4/4				
16	HEPPEKAUSEN Steffen	M	D	2/17	2/7	0/9		0/1						
17	PEUTERS Johanna	F	A	1/5		1/4		0/1						
20	LIEPOLD David	M		0/3	0/2	0/1								
Team / Coach														
Totals				25/91	7/24	7/44	2/6	4/9	0/2	5/6				
Coach PEUTERS Henning														

Running Score

MIN	Score	TeamNo	
1	0-1	GER	15 ORTH T.(Penalty shot)
2	0-2	GER	15 ORTH T.(Penalty shot)
3	0-3	GER	10 MULLER S.(Penalty shot)
3	0-4	GER	6 ORTH A.(Medium)
3		POL	Time out 1
4	0-5	GER	17 PEUTERS J.(Medium)
5	0-6	GER	12 DURING D.(Long)
6	0-7	GER	16 HEPPEKAUSEN S.(Long)
6		POL	13 MUSIALINSKI K. → 14 RUBINKOWSKI K.
7	0-8	GER	6 ORTH A.(Medium)
8	0-9	GER	15 ORTH T.(Long)
8	0-10	GER	15 ORTH T.(Penalty shot)
8		POL	3 DEBICKA P. → 7 MAJCHRZAK K.
9	1-10	POL	14 RUBINKOWSKI K.(Medium)
9	1-11	GER	2 FUCHS K.(Near)
10	2-11	POL	19 GUZINA S.(Penalty shot)
11	2-12	GER	3 GNUTT J.(Running-In)
11	3-12	POL	4 PAWLAK K.(Medium)
15	3-13	GER	10 MULLER S.(Long)
15	4-13	POL	11 KARPIUK L.(Long)
17	5-13	POL	19 GUZINA S.(Long)
15		GER	Time out 1
20	5-14	GER	2 FUCHS K.(Medium)
20	5-15	GER	10 MULLER S.(Long)
21	6-15	POL	2 KOŁODZIEJCZYK I.(Medium)
22	7-15	POL	1 SIEMIENIUK T.(Medium)
24	7-16	GER	16 HEPPEKAUSEN S.(Long)
24	8-16	POL	14 RUBINKOWSKI K.(Medium)
24		GER	17 PEUTERS J. → 4 KIERDORF J.
25	8-17	GER	3 GNUTT J.(Medium)
25	8-18	GER	4 KIERDORF J.(Medium)
26	8-19	GER	2 FUCHS K.(Near)
26	8-20	GER	6 ORTH A.(Running-In)
26		GER	12 DURING D. → 20 LIEPOLD D.
27	8-21	GER	15 ORTH T.(Penalty shot)
27	9-21	POL	11 KARPIUK L.(Long)
30		POL	14 RUBINKOWSKI K. → 13 MUSIALINSKI K.
31		GER	15 ORTH T. → 11 HUSSMANN T.
31		GER	10 MULLER S. → 7 GRAMMEL M.
32	9-22	GER	6 ORTH A.(Running-In)
32		POL	4 PAWLAK K. → 5 KLEINROK A.
33	10-22	POL	13 MUSIALINSKI K.(Long)
33		POL	19 GUZINA S. → 16 SMOLARKIEWICZ A.
33		POL	2 KOŁODZIEJCZYK I. → 6 DIADIK D.
34	11-22	POL	1 SIEMIENIUK T.(Long)
34	12-22	POL	1 SIEMIENIUK T.(Running-In)
34	12-23	GER	7 GRAMMEL M.(Long)
36	13-23	POL	13 MUSIALINSKI K.(Long)
37	14-23	POL	1 SIEMIENIUK T.(Long)
38	14-24	GER	4 KIERDORF J.(Medium)
39	14-25	GER	6 ORTH A.(Running-In)
40	15-25	POL	5 KLEINROK A.(Near)
40		GER	11 HUSSMANN T.(Penalty shot, missed)

Legend:

(C)	Captain	A	Attack	D	Defense	EX	Exclusion	F	Female	FP	Free Pass
G.	Gender	G/S	Goals/Shots	LD	Long Distance	M	Male	MD	Medium Distance	MIN	Minutes played
ND	Near Distance	No	Number	Pen	Penalty	Pos	Playing Position	R-in	Running-in	R	Red Card
Y	Yellow Card	YR	Yellow+Red Card								



Results

Game No: 11

GBR 12 - 13 GER

(4 - 4, 1 - 3, 3 - 2, 4 - 4)

Referee: LUTTIK M. (NED)
Assistant Referee: WENSMA M. (BEL)

Reserve Referee: ROSIE L. (AUS)

GBR - Great Britain

No	Name	G.	Pos	G/S	LD	MD	ND	R-in	FP	Pen	Punishments				
											Y	YR	R		
1	WARNER Ashley	F	A	3/7	1/3	0/2	1/1	1/1							
2	BEDFORD Joe	M	A	2/11	1/7	0/1	0/1			1/2					
3	ROBERTS Sara	F	D	0/1	0/1										
4	MCCLLOUD Lizzie	F													
6	BRENNAN Neala	F		1/2	1/1		0/1								
7	VOGWILL Charlie	M	D	1/5	1/4	0/1									
8	FITZGERALD Caitlin	F													
11	DEBENHAM Paul	M													
14	BAILEY Owen	M		0/2	0/1	0/1									
15	HALL Andrew	M	A	0/2	0/2										
16	KING Ben	M													
17	WEST Helen	F	A	2/12	0/4	0/4			2/4						
18	PALFREYMAN Blake	M	D	2/9	0/3	0/2	0/1	2/3							
19	DIQUE Claire	F	D	1/5	1/5										
Team / Coach															
Totals				12/56	5/31	0/11	1/4	3/4	2/4	1/2					
Coach				BUCKLAND Dave											

Time-out: -

Running Score

MIN	Score	TeamNo	
2	0-1	GER	4 KIERDORF J.(Free pass)
3	1-1	GBR	17 WEST H.(Free pass)
4	1-2	GER	15 ORTH T.(Long)
5	2-2	GBR	18 PALFREYMAN B.(Running-In)
6	3-2	GBR	1 WARNER A.(Near)
7	3-3	GER	4 KIERDORF J.(Long)
8	3-4	GER	8 SANDER L.(Free pass)
9	4-4	GBR	19 DIQUE C.(Long)
13	4-5	GER	10 MULLER S.(Penalty shot)
14	5-5	GBR	2 BEDFORD J.(Penalty shot)
15	5-6	GER	5 SCHULTE A.(Running-In)
16	5-7	GER	8 SANDER L.(Medium)
20		GBR	15 HALL A. → 14 BAILEY O.
21	6-7	GBR	17 WEST H.(Free pass)
22	6-8	GER	10 MULLER S.(Long)
23	6-9	GER	8 SANDER L.(Penalty shot)
24	7-9	GBR	18 PALFREYMAN B.(Running-In)
25		GBR	2 BEDFORD J.(Penalty shot, missed)
26	8-9	GBR	1 WARNER A.(Long)
26		GER	17 PEUTERS J. → 6 ORTH A.
28		GER	Time out 1
31	9-9	GBR	2 BEDFORD J.(Long)
31		GBR	3 ROBERTS S. → 6 BRENNAN N.
33	9-10	GER	8 SANDER L.(Medium)
34	10-10	GBR	7 VOGWILL C.(Long)
34		GER	10 MULLER S. → 11 HUSSMANN T.
34		GER	6 ORTH A. → 2 FUCHS K.
34	10-11	GER	4 KIERDORF J.(Free pass)
34	11-11	GBR	1 WARNER A.(Running-In)
34		GER	11 HUSSMANN T. → 10 MULLER S.
36	11-12	GER	8 SANDER L.(Penalty shot)
36	12-12	GBR	6 BRENNAN N.(Long)
36		GER	10 MULLER S. → 11 HUSSMANN T.
37		GBR	14 BAILEY O. → 16 KING B.
39	12-13	GER	4 KIERDORF J.(Long)

GER - Germany

No	Name	G.	Pos	G/S	LD	MD	ND	R-in	FP	Pen	Punishments				
											Y	YR	R		
2	FUCHS Karen	F		0/4	0/1	0/1	0/1	0/1							
3	GNUTT Johanna	F													
4	KIERDORF Jana	F	A	4/17	2/6	0/7	0/1		2/3						
5	SCHULTE Anna	F	D	1/7	0/1	0/4	0/1	1/1							
6	ORTH Anna	F		0/1		0/1									
7	GRAMMEL Maurice	M													
8	SANDER Lea	F	D	5/6		2/3			1/1	2/2					
10	MÜLLER Sven	M	A	2/21	1/3	0/13	0/4			1/1					
11	HUSSMANN Thorben	M													
12	DÜRING Dominic	M	A	0/12	0/6	0/5		0/1							
15	ORTH Timon	M	D	1/2	1/1	0/1									
16	HEPPEKAUSEN Steffen	M	D	0/13	0/7	0/6									
17	PEUTERS Johanna	F	A	0/11	0/2	0/5	0/2	0/2							
20	LIEPOLD David	M													
Team / Coach															
Totals				13/94	4/27	2/46	0/9	1/5	3/4	3/3					
Coach				PEUTERS Henning											

Time-out: 27:26

Legend:

(C)	Captain	A	Attack	D	Defense	EX	Exclusion	F	Female	FP	Free Pass
G.	Gender	G/S	Goals/Shots	LD	Long Distance	M	Male	MD	Medium Distance	MIN	Minutes played
ND	Near Distance	No	Number	Pen	Penalty	Pos	Playing Position	R-in	Running-in	R	Red Card
Y	Yellow Card	YR	Yellow+Red Card								



Results

Game No: 12

POL 16 - 29 TPE
(2 - 7, 3 - 6, 4 - 8, 7 - 8)

Referee: FARIA C. (POR)
Assistant Referee: DAHIYA P. (IND)

Reserve Referee: LUTTIK M. (NED)

POL - Poland

No	Name	G.	Pos	G/S	LD	MD	ND	R-in	FP	Pen	Punishments			
											Y	YR	R	
1	SIEMIENIUK Tamara	F	A	3/8	2/4	1/3		0/1						
2	KOŁODZIEJCZYK Izabela	F	D	0/2	0/2									
3	DEBICKA Paulina	F												
4	PAWLAK Katarzyna	F	D	0/3	0/1	0/1		0/1						
5	KLEINROK Aleksandra	F		3/3		2/2		1/1						
6	DIADIK Daria	F		0/5	0/2	0/2		0/1						
7	MAJCHRZAK Klaudia	F	A	0/1		0/1								
9	ZAK Maciej	M												
10	DIADIK Rafal	M		1/2	1/1	0/1								
11	KARPIUK Lukasz	M												
13	MUSIALINSKI Kamil	M	D	1/19	1/13	0/5		0/1						
14	RUBINKOWSKI Krzysztof	M	D	5/17	1/8	0/1	1/4	1/1		2/3				
16	SMOLARKIEWICZ Artur	M	A	1/11	1/7	0/3	0/1							
19	GUZINA Sebastian	M	A	2/12	0/6	0/4		1/1		1/1				
Team / Coach														
Totals				16/83	6/44	3/23	1/5	3/7			3/4			
Coach				KOOPMANS Roelof										

TPE - Chinese Taipei

No	Name	G.	Pos	G/S	LD	MD	ND	R-in	FP	Pen	Punishments			
											Y	YR	R	
1	LIN Ya-Wen	F		0/2	0/1	0/1								
2	CHANG Shu-Chi	F	A	5/13	0/4	2/4		3/3	0/2					
3	LI Chou-Ying	F	D	1/3	1/3									
4	CHU Shu-Ping	F		3/5	1/1	1/3			1/1					
5	CHEN Cin	F	D	3/10		1/5	2/2		0/3					
7	LIN Szu-Yu	F		2/3		1/2			1/1					
8	CHUAN Ying-Yen	F	A	2/9	0/1	2/8								
11	WU Chun-Hsien	M	D	4/13	2/6	2/7								
12	HUANG Nien-Hua	M		1/5	0/3	0/1		1/1						
13	WU Shu-An	M	A	6/10	1/3	2/4	1/1	1/1		1/1				
15	CHEN Chun-Ta	M		2/3		0/1		1/1		1/1				
17	KAO Chen-Yu	M												
19	HUANG Tzu-Yao	M	D	0/7	0/1	0/3	0/3							
20	CHUANG Hsiang-Lin	M	A	0/4	0/2	0/2								
Team / Coach														
Totals				29/87	5/25	11/41	3/6	6/6	2/7	2/2				
Coach				HSIEH Fang-Yi										

Running Score			
MIN	Score	TeamNo	
3	0-1	TPE	13 WU S.(Running-In)
3	0-2	TPE	8 CHUAN Y.(Medium)
6	1-2	POL	14 RUBINKOWSKI K.(Penalty shot)
6	1-3	TPE	3 LI C.(Long)
7	1-4	TPE	8 CHUAN Y.(Medium)
8	1-5	TPE	2 CHANG S.(Medium)
10	1-6	TPE	5 CHEN C.(Medium)
10	2-6	POL	14 RUBINKOWSKI K.(Penalty shot)
10	2-7	TPE	2 CHANG S.(Running-In)
11	2-8	TPE	13 WU S.(Medium)
12	2-9	TPE	5 CHEN C.(Near)
15	2-10	TPE	11 WU C.(Long)
16	2-11	TPE	2 CHANG S.(Running-In)
17	3-11	POL	16 SMOLARKIEWICZ A.(Long)
18	4-11	POL	14 RUBINKOWSKI K.(Long)
18	4-12	TPE	11 WU C.(Medium)
18	5-12	POL	1 SIEMIENIUK T.(Long)
19	5-13	TPE	2 CHANG S.(Medium)
21		TPE	8 CHUAN Y. → 4 CHU S.
21		TPE	20 CHUANG H. → 12 HUANG N.
21		POL	4 PAWLAK K. → 3 DEBICKA P.
21		TPE	5 CHEN C. → 8 CHUAN Y.
21	5-14	TPE	11 WU C.(Medium)
21	6-14	POL	14 RUBINKOWSKI K.(Near)
21		POL	1 SIEMIENIUK T. → 6 DIADIK D.
22		POL	2 KOŁODZIEJCZYK I. → 1 SIEMIENIUK T.
24	6-15	TPE	13 WU S.(Penalty shot)
25	6-16	TPE	2 CHANG S.(Running-In)
25		POL	14 RUBINKOWSKI K.(Penalty shot, missed)
26	6-17	TPE	11 WU C.(Long)
26	7-17	POL	13 MUSIALINSKI K.(Long)
27	7-18	TPE	13 WU S.(Medium)
28	7-19	TPE	12 HUANG N.(Running-In)
29	8-19	POL	1 SIEMIENIUK T.(Medium)
29		POL	7 MAJCHRZAK K. → 5 KLEINROK A.
29	8-20	TPE	4 CHU S.(Free pass)
30	8-21	TPE	13 WU S.(Long)
30	9-21	POL	5 KLEINROK A.(Medium)
31		POL	19 GUZINA S. → 10 DIADIK R.
31		TPE	11 WU C. → 15 CHEN C.
31	9-22	TPE	15 CHEN C.(Penalty shot)
32		TPE	3 LI C. → 1 LIN Y.
32		TPE	2 CHANG S. → 7 LIN S.
32	10-22	POL	14 RUBINKOWSKI K.(Running-In)
32	10-23	TPE	7 LIN S.(Free pass)
34	10-24	TPE	7 LIN S.(Medium)
34		TPE	12 HUANG N. → 20 CHUANG H.
34	11-24	POL	1 SIEMIENIUK T.(Long)
35	11-25	TPE	15 CHEN C.(Running-In)
35		TPE	8 CHUAN Y. → 5 CHEN C.
36	11-26	TPE	13 WU S.(Near)
36	12-26	POL	5 KLEINROK A.(Medium)
36		POL	14 RUBINKOWSKI K. → 19 GUZINA S.
37	12-27	TPE	4 CHU S.(Long)
37	13-27	POL	19 GUZINA S.(Penalty shot)
37	14-27	POL	10 DIADIK R.(Long)
38	14-28	TPE	5 CHEN C.(Near)
38	15-28	POL	19 GUZINA S.(Running-In)
39	15-29	TPE	4 CHU S.(Medium)
40	16-29	POL	5 KLEINROK A.(Running-In)

Legend:											
(C)	Captain	A	Attack	D	Defense	EX	Exclusion	F	Female	FP	Free Pass
G.	Gender	G/S	Goals/Shots	LD	Long Distance	M	Male	MD	Medium Distance	MIN	Minutes played
ND	Near Distance	No	Number	Pen	Penalty	Pos	Playing Position	R-in	Running-in	R	Red Card
Y	Yellow Card	YR	Yellow+Red Card								



Results

Game No: 2

NED 33 - 10 CHN

(9 - 1, 8 - 2, 10 - 4, 6 - 3)

Referee: WENSMA M. (BEL)

Reserve Referee: DAHIYA P. (IND)

Assistant Referee: FARIA C. (POR)

NED - Netherlands

No	Name	G.	Pos	G/S	LD	MD	ND	R-in	FP	Pen	Punishments				
											Y	YR	R		
1	DEN DUNNEN Nadhie	F		1/11	1/3	0/6	0/1	0/1							
2	CORDUS Esther	F	D	6/17	0/1	4/12	0/1	2/3							
4	KROON Marjolijn	F	D	4/18	1/5	2/9	0/2	1/2							
5	STEENBERGEN Maaïke	F		1/6	0/1	1/2	0/3								
6	HENDRIKS Jet	F													
7	SPLIT Celeste	F	A	1/9	0/3	0/4		1/2							
8	STRUİK Suzanne	F	A	2/4	1/1	1/3									
11	VAN WIJNGAARDEN Olav	M		0/7	0/3	0/4									
13	ZWART Erwin	M		1/2	1/2										
14	VISSCHER Harjan	M	A	2/6	2/2	0/4									
15	SNEL Mick	M													
16	KUNST Richard	M	D	4/14	2/5	0/3	2/2	0/3	0/1						
17	LEEUWENHOEK Laurens	M	A	8/15	0/4	5/7	0/1	2/2		1/1					
18	PIKAAR Nick	M	D	3/20	0/8	1/7		0/2		2/3					
Team / Coach															
Totals				33/129	8/38	14/61	2/10	6/15	0/1	3/4					
Coach				SCHOLTMEIJER Wim											

Time-out: -

Running Score

MIN	Score	TeamNo	
1	0-1	CHN	9 LIANG S.(Long)
1	1-1	NED	8 STRUIK S.(Long)
4	2-1	NED	4 KROON M.(Running-In)
5	3-1	NED	16 KUNST R.(Long)
6	4-1	NED	8 STRUIK S.(Medium)
6	5-1	NED	14 VISSCHER H.(Long)
7	6-1	NED	2 CORDUS E.(Medium)
7	7-1	NED	18 PIKAAR N.(Medium)
8	8-1	NED	17 LEEUWENHOEK L.(Medium)
9	9-1	NED	17 LEEUWENHOEK L.(Medium)
11		NED	8 STRUIK S. → 1 DEN DUNNEN N.
11		CHN	11 ZHANG D.(Penalty shot, missed)
12	9-2	CHN	16 YANG Y.(Penalty shot)
12	10-2	NED	18 PIKAAR N.(Penalty shot)
13		CHN	16 YANG Y. → 14 TANG Z.
14	11-2	NED	17 LEEUWENHOEK L.(Running-In)
16	12-2	NED	7 SPLIT C.(Running-In)
16		CHN	13 ZHANG R. → 16 YANG Y.
17		CHN	11 ZHANG D. → 17 XIAO F.
18		NED	18 PIKAAR N.(Penalty shot, missed)
18	13-2	NED	2 CORDUS E.(Medium)
18	14-2	NED	16 KUNST R.(Near)
19	15-2	NED	14 VISSCHER H.(Long)
17		CHN	Time out 1
19	15-3	CHN	16 YANG Y.(Penalty shot)
20	16-3	NED	18 PIKAAR N.(Penalty shot)
20	17-3	NED	16 KUNST R.(Long)
20		CHN	9 LIANG S. → 10 YANG G.
21		NED	7 SPLIT C. → 5 STEENBERGEN M.
21	18-3	NED	17 LEEUWENHOEK L.(Medium)
22	18-4	CHN	10 YANG G.(Medium)
22	18-5	CHN	14 TANG Z.(Medium)
23	19-5	NED	16 KUNST R.(Near)
24		CHN	1 ZHAO Y. → 5 LI X.
25	20-5	NED	17 LEEUWENHOEK L.(Medium)
25	21-5	NED	17 LEEUWENHOEK L.(Running-In)
25		NED	16 KUNST R. → 11 VAN WIJNGAARDEN O.
25		NED	14 VISSCHER H. → 13 ZWART E.
27	22-5	NED	4 KROON M.(Medium)
28		CHN	6 LI M. → 7 ZHANG X.
28	23-5	NED	4 KROON M.(Medium)
29	23-6	CHN	10 YANG G.(Near)
29	24-6	NED	5 STEENBERGEN M.(Medium)
29	24-7	CHN	17 XIAO F.(Long)
29	25-7	NED	4 KROON M.(Long)
29		CHN	16 YANG Y.(Penalty shot, missed)
29	26-7	NED	1 DEN DUNNEN N.(Long)
30	27-7	NED	13 ZWART E.(Long)
33	28-7	NED	2 CORDUS E.(Running-In)
33	29-7	NED	2 CORDUS E.(Medium)
34	29-8	CHN	16 YANG Y.(Running-In)
35	30-8	NED	17 LEEUWENHOEK L.(Medium)
37	30-9	CHN	7 ZHANG X.(Medium)
37	31-9	NED	2 CORDUS E.(Running-In)
39	31-10	CHN	4 YIN J.(Near)
39	32-10	NED	17 LEEUWENHOEK L.(Penalty shot)
40	33-10	NED	2 CORDUS E.(Medium)

CHN - People's Republic Of China

No	Name	G.	Pos	G/S	LD	MD	ND	R-in	FP	Pen	Punishments				
											Y	YR	R		
1	ZHAO YANG	F	A												
2	ZHAO JING	F	D	0/8		0/7	0/1								
4	YIN JINGYI	F	A	1/6		0/3	1/3								
5	LI XIN	F		0/3	0/1	0/2									
6	LI MUZI	F	D	0/6	0/1	0/3	0/2								
7	ZHANG XIN	F		1/6	0/2	1/4									
8	WANG DINGXIN	F													
9	LIANG SHUAISHUAI	M	A	1/4	1/2	0/2									
10	YANG GUOYONG	M		2/5		1/4	1/1								
11	ZHANG DONGJIE	M	D	0/6		0/3	0/2			0/1					
13	ZHANG RUIYU	M	A	0/3		0/2	0/1								
14	TANG ZHEHENG	M		1/4	0/1	1/2	0/1								
16	YANG YONGBIN	M	D	3/9		0/3		1/3		2/3					
17	XIAO FEI	M		1/6	1/1	0/3	0/1	0/1							
Team / Coach															
Totals				10/66	2/8	3/38	2/12	1/4		2/4					
Coach				MA XIANGCHENG											

Time-out: 16:46

Legend:

(C)	Captain	A	Attack	D	Defense	EX	Exclusion	F	Female	FP	Free Pass
G.	Gender	G/S	Goals/Shots	LD	Long Distance	M	Male	MD	Medium Distance	MIN	Minutes played
ND	Near Distance	No	Number	Pen	Penalty	Pos	Playing Position	R-in	Running-in	R	Red Card
Y	Yellow Card	YR	Yellow+Red Card								



Results

Game No: 4

BEL 26 - 8 AUS

(7 - 1, 6 - 2, 3 - 2, 10 - 3)

Referee: DAHIYA P. (IND)
Assistant Referee: FARIA C. (POR)

Reserve Referee: WOODS D. (GBR)

BEL - Belgium

Time-out: 15:41

No	Name	G.	Pos	G/S	LD	MD	ND	R-in	FP	Pen	Punishments				
											Y	YR	R		
1	VAN CAMP Karen	F	D	0/9		0/4	0/3	0/2							
5	DRIESEN Shiara	F	A	2/6	0/2	1/2	1/2								
6	VERSELE Stephanie	F	A	1/5		1/3	0/2								
7	CALUWE Julie	F		1/6		1/6									
8	VERHOEVEN Zahra	F		0/2		0/2									
9	SEYS Saar	F	D	1/3		0/2		1/1							
10	PEETERS Patty	F		0/3	0/1	0/1		0/1							
11	DE BREMAEKER Jesse	M	D	3/8	0/4	2/3				1/1					
12	JANSENS Nick	M		7/11	2/5	0/1	1/1		3/3	1/1					
13	STRUYF Brent	M		4/10	2/5	0/2		0/1	2/2			1			
14	PEETERS David	M	A	3/6	1/3	2/3									
15	JANSENS Yani	M	A	0/4	0/1	0/3									
18	AMORGASTE Jarni	M		1/9	0/3	0/3	0/1	0/1		1/1					
20	HARDIES Jari	M	D	3/9	0/4	2/3	1/2								
Team / Coach															
Totals				26/91	5/28	9/38	3/11	1/6	5/5	3/3	1				
Coach				MIJNSBERGEN Steven											

AUS - Australia

Time-out: 35:37

No	Name	G.	Pos	G/S	LD	MD	ND	R-in	FP	Pen	Punishments			
											Y	YR	R	
1	MAY Jessica	F	A	1/6	0/1	0/2		0/1	1/2					
2	PHILLIPS Jessica	F												
4	CULLEN Grace	F		1/4		1/1	0/1	0/2						
5	BRANFORD Patrick	M		0/4	0/1	0/1	0/1	0/1						
7	SCROGGS David	M		0/1		0/1								
9	CRISPE Jessica	F	A	1/9	1/4	0/5								
10	BERNEY Joshua	M	A	3/12	0/1	2/10			1/1					
11	PHILLIPS Daniel	M	D											
12	PRASAD Joshua	M	A	0/4		0/4								
13	ROBERTSON Adam	M	D	1/5	0/3	0/1		1/1						
15	OTHEN Ashlee	F	D	1/5		1/4		0/1						
16	CHANNING Bethan	F	D	0/3		0/2			0/1					
Team / Coach														
Totals				8/53	1/10	4/31	0/2	1/6	2/4					
Coach				SIBBONS Phillip										

Running Score													
MIN	Score	TeamNo											
1	1-0	BEL	14	PEETERS D.(Medium)									
1	1-1	AUS	10	BERNEY J.(Medium)									
3	2-1	BEL	9	SEYS S.(Running-In)									
5	3-1	BEL	11	DE BREMAEKER J.(Medium)									
6	4-1	BEL	14	PEETERS D.(Long)									
7	5-1	BEL	6	VERSELE S.(Medium)									
7	6-1	BEL	20	HARDIES J.(Medium)									
9	7-1	BEL	20	HARDIES J.(Near)									
13	8-1	BEL	5	DRIESEN S.(Medium)									
13	8-2	AUS	1	MAY J.(Free pass)									
14		AUS	13	ROBERTSON A. → 5 BRANFORD P.									
14	9-2	BEL	20	HARDIES J.(Medium)									
15	10-2	BEL	11	DE BREMAEKER J.(Penalty shot)									
16		BEL		Time out 1									
19	11-2	BEL	14	PEETERS D.(Medium)									
19	12-2	BEL	5	DRIESEN S.(Near)									
19	12-3	AUS	15	OTHEN A.(Medium)									
20	13-3	BEL	11	DE BREMAEKER J.(Medium)									
21		BEL	15	JANSENS Y. → 13 STRUYF B.									
21		BEL	9	SEYS S. → 8 VERHOEVEN Z.									
21		BEL	1	VAN CAMP K. → 10 PEETERS P.									
21		BEL	14	PEETERS D. → 7 CALUWE J.									
21		BEL	8	VERHOEVEN Z. → 12 JANSENS N.									
21		BEL	6	VERSELE S. → 8 VERHOEVEN Z.									
21		BEL	11	DE BREMAEKER J. → 18 AMORGASTE J.									
24	13-4	AUS	10	BERNEY J.(Medium)									
24	13-5	AUS	10	BERNEY J.(Free pass)									
25		AUS	15	OTHEN A. → 7 SCROGGS D.									
25		AUS	11	PHILLIPS D. → 4 CULLEN G.									
25	14-5	BEL	12	JANSENS N.(Free pass)									
26	15-5	BEL	12	JANSENS N.(Penalty shot)									
28	16-5	BEL	7	CALUWE J.(Medium)									
30		BEL	13	STRUYF B.(Yellow card)									
31	17-5	BEL	18	AMORGASTE J.(Penalty shot)									
32	18-5	BEL	12	JANSENS N.(Long)									
32	18-6	AUS	4	CULLEN G.(Medium)									
33	19-6	BEL	13	STRUYF B.(Long)									
33		AUS	10	BERNEY J. → 13 ROBERTSON A.									
33	20-6	BEL	13	STRUYF B.(Free pass)									
34	21-6	BEL	12	JANSENS N.(Free pass)									
34	22-6	BEL	12	JANSENS N.(Near)									
36	22-7	AUS	13	ROBERTSON A.(Running-In)									
36		BEL	7	CALUWE J. → 1 VAN CAMP K.									
36	23-7	BEL	13	STRUYF B.(Free pass)									
36		AUS		Time out 1									
36	24-7	BEL	12	JANSENS N.(Free pass)									
38	25-7	BEL	12	JANSENS N.(Long)									
39	26-7	BEL	13	STRUYF B.(Long)									
40	26-8	AUS	9	CRISPE J.(Long)									

Legend:

(C)	Captain	A	Attack	D	Defense	EX	Exclusion	F	Female	FP	Free Pass
G.	Gender	G/S	Goals/Shots	LD	Long Distance	M	Male	MD	Medium Distance	MIN	Minutes played
ND	Near Distance	No	Number	Pen	Penalty	Pos	Playing Position	R-in	Running-in	R	Red Card
Y	Yellow Card	YR	Yellow+Red Card								

Timing and Results provided by  TISSOT



Results

Game No: 5

CHN 23 - 25 AUS
(8 - 8, 6 - 6, 4 - 3, 5 - 8)

Referee: LUTTIK M. (NED)
Assistant Referee: WOODS D. (GBR)

Reserve Referee: FARIA C. (POR)

CHN - People's Republic Of China

Time-out: 32:13

No	Name	G.	Pos	G/S	LD	MD	ND	R-in	FP	Pen	Punishments			
											Y	YR	R	
1	ZHAO YANG	F	A	0/3	0/2	0/1								
2	ZHAO JING	F	D	6/24	2/9	0/7	1/1	2/3	1/4					
4	YIN JINGYI	F	A	5/12	2/4	1/2	0/2	1/3	1/1					
5	LI XIN	F												
6	LI MUZI	F	D	2/13	1/9	1/1		0/3						
7	ZHANG XIN	F												
8	WANG DINGXIN	F												
9	LIANG SHUAISHUAI	M	A	4/17	3/12	0/3	0/1			1/1				
10	YANG GUOYONG	M												
11	ZHANG DONGJIE	M	D	2/13	0/9	0/1	2/3							
13	ZHANG RUIYU	M	D	3/9	1/5	0/2				2/2				
14	TANG ZHEHENG	M												
16	YANG YONGBIN	M	A	1/6	0/3	0/2	1/1							
17	XIAO FEI	M												
Team / Coach														
Totals				23/97	9/53	2/19	4/8	3/9	2/5	3/3				
Coach				MA XIANGCHENG										

AUS - Australia

Time-out: -

No	Name	G.	Pos	G/S	LD	MD	ND	R-in	FP	Pen	Punishments			
											Y	YR	R	
1	MAY Jessica	F	D	3/11		2/7		1/2	0/2					
2	PHILLIPS Jessica	F	D	2/5		2/4	0/1							
4	CULLEN Grace	F	A	3/8		1/2	1/2	1/4						
5	BRANFORD Patrick	M		0/3		0/3								
7	SCROGGS David	M	D											
9	CRISPE Jessica	F		1/9		1/6	0/2		0/1					
10	BERNEY Joshua	M	D	5/13		0/7		0/1		5/5				
11	PHILLIPS Daniel	M	A	2/10		0/6	0/2			2/2				
12	PRASAD Joshua	M		0/2	0/1	0/1								
13	ROBERTSON Adam	M	A	2/3				0/1		2/2				
15	OTHEN Ashlee	F	A	7/16		4/12		2/3	1/1					
16	CHANNING Bethan	F												
Team / Coach														
Totals				25/80	0/1	10/48	1/7	4/11	1/4	9/9				
Coach				SIBBONS Phillip										

Running Score				
MIN	Score	TeamNo		
1	0-1	AUS	15	OTHEN A.(Medium)
1	0-2	AUS	11	PHILLIPS D.(Penalty shot)
2	1-2	CHN	2	ZHAO J.(Running-In)
3	2-2	CHN	2	ZHAO J.(Long)
3	2-3	AUS	4	CULLEN G.(Near)
4	2-4	AUS	15	OTHEN A.(Free pass)
5	3-4	CHN	6	LI M.(Long)
5	3-5	AUS	2	PHILLIPS J.(Medium)
5	4-5	CHN	4	YIN J.(Running-In)
5	4-6	AUS	15	OTHEN A.(Medium)
6	5-6	CHN	2	ZHAO J.(Free pass)
7	5-7	AUS	2	PHILLIPS J.(Medium)
7	6-7	CHN	16	YANG Y.(Near)
9	6-8	AUS	4	CULLEN G.(Medium)
10	7-8	CHN	13	ZHANG R.(Penalty shot)
10	8-8	CHN	2	ZHAO J.(Long)
11	9-8	CHN	4	YIN J.(Long)
12	9-9	AUS	11	PHILLIPS D.(Penalty shot)
13	10-9	CHN	11	ZHANG D.(Near)
14		AUS	13	ROBERTSON A. → 12 PRASAD J.
14	10-10	AUS	1	MAY J.(Medium)
14	10-11	AUS	15	OTHEN A.(Medium)
15	10-12	AUS	15	OTHEN A.(Running-In)
17	10-13	AUS	10	BERNEY J.(Penalty shot)
17	11-13	CHN	13	ZHANG R.(Penalty shot)
18	12-13	CHN	4	YIN J.(Long)
18	13-13	CHN	9	LIANG S.(Long)
18	13-14	AUS	10	BERNEY J.(Penalty shot)
19	14-14	CHN	6	LI M.(Medium)
21		AUS	2	PHILLIPS J. → 9 CRISPE J.
22	15-14	CHN	9	LIANG S.(Long)
23	16-14	CHN	9	LIANG S.(Penalty shot)
25		AUS	7	SCROGGS D. → 5 BRANFORD P.
25	16-15	AUS	10	BERNEY J.(Penalty shot)
26	17-15	CHN	13	ZHANG R.(Long)
26	18-15	CHN	9	LIANG S.(Long)
29	18-16	AUS	15	OTHEN A.(Running-In)
30	18-17	AUS	1	MAY J.(Running-In)
31	19-17	CHN	2	ZHAO J.(Near)
31		AUS	11	PHILLIPS D. → 13 ROBERTSON A.
31	19-18	AUS	15	OTHEN A.(Medium)
32	19-19	AUS	13	ROBERTSON A.(Penalty shot)
33		CHN		Time out 1
34	19-20	AUS	9	CRISPE J.(Medium)
35	19-21	AUS	10	BERNEY J.(Penalty shot)
36		CHN	16	YANG Y. → 10 YANG G.
36	19-22	AUS	13	ROBERTSON A.(Penalty shot)
36	20-22	CHN	4	YIN J.(Free pass)
36	20-23	AUS	1	MAY J.(Medium)
37	21-23	CHN	2	ZHAO J.(Running-In)
37		CHN	10	YANG G. → 16 YANG Y.
37	21-24	AUS	4	CULLEN G.(Running-In)
37	22-24	CHN	4	YIN J.(Medium)
40	22-25	AUS	10	BERNEY J.(Penalty shot)
40	23-25	CHN	11	ZHANG D.(Near)

Legend:

(C) Captain	A Attack	D Defense	EX Exclusion	F Female	FP Free Pass
G. Gender	G/S Goals/Shots	LD Long Distance	M Male	MD Medium Distance	MIN Minutes played
ND Near Distance	No Number	Pen Penalty	Pos Playing Position	R-in Running-in	R Red Card
Y Yellow Card	YR Yellow+Red Card				



Results

Game No: 7

NED 24 - 16 BEL
(9 - 5, 4 - 3, 4 - 3, 7 - 5)

Referee: FARIA C. (POR)
Assistant Referee: WOODS D. (GBR)

Reserve Referee: DAHIYA P. (IND)

NED - Netherlands

No	Name	G.	Pos	G/S	LD	MD	ND	R-in	FP	Pen	Punishments					
											Y	YR	R			
1	DEN DUNNEN Nadhie	F		3/8	2/6	1/1	0/1									
2	CORDUS Esther	F		1/5		1/3	0/1	0/1								
4	KROON Marjolijn	F	D	3/6	1/3	1/1		1/2								
5	STEENBERGEN Maaïke	F														
6	HENDRIKS Jet	F	D	0/4	0/2	0/2										
7	SPLIT Celeste	F	A	2/9	0/6	0/1			2/2							
8	STRUIK Suzanne	F	A	2/12	1/7	1/3		0/2								
11	VAN WIJNGAARDEN Olav	M		1/5	1/4		0/1									
13	ZWART Erwin	M		0/5	0/4	0/1										
14	VISSCHER Harjan	M														
15	SNEL Mick	M	A	6/19	4/14	1/1	0/2	1/1		0/1						
16	KUNST Richard	M	D	2/14	0/10	0/1			1/2	1/1						
17	LEEUVENHOEK Laurens	M	A	1/7	0/4	0/2		1/1								
18	PIKAAR Nick	M	D	3/6	1/3		0/1			2/2						
Team / Coach																
Totals				24/100	10/63	5/16	0/6	3/7	3/4	3/4						
Coach				SCHOLTMEIJER Wim												

Time-out: -

Running Score

MIN	Score	TeamNo	
1	1-0	NED	15 SNEL M.(Long)
1	1-1	BEL	12 JANSSENS N.(Long)
1	2-1	NED	16 KUNST R.(Free pass)
2	3-1	NED	18 PIKAAR N.(Penalty shot)
3	4-1	NED	15 SNEL M.(Medium)
4	5-1	NED	7 SPLIT C.(Free pass)
5	6-1	NED	4 KROON M.(Medium)
6	7-1	NED	4 KROON M.(Long)
8	7-2	BEL	12 JANSSENS N.(Medium)
8	7-3	BEL	12 JANSSENS N.(Penalty shot)
8	8-3	NED	4 KROON M.(Running-In)
9	8-4	BEL	14 PEETERS D.(Penalty shot)
10	9-4	NED	8 STRUIK S.(Long)
10	9-5	BEL	12 JANSSENS N.(Penalty shot)
11		NED	15 SNEL M. → 13 ZWART E.
11		NED	6 HENDRIKS J. → 2 CORDUS E.
12	10-5	NED	18 PIKAAR N.(Long)
12		BEL	14 PEETERS D. → 18 AMORGASTE J.
12	10-6	BEL	13 STRUYF B.(Long)
13		BEL	10 PEETERS P. → 7 CALUWE J.
14	11-6	NED	8 STRUIK S.(Medium)
14	12-6	NED	7 SPLIT C.(Free pass)
16	12-7	BEL	18 AMORGASTE J.(Long)
16		BEL	Time out 1
19	13-7	NED	2 CORDUS E.(Medium)
19		BEL	20 HARDIES J. → 14 PEETERS D.
19		BEL	9 SEYS S. → 8 VERHOEVEN Z.
20	13-8	BEL	12 JANSSENS N.(Penalty shot)
21		NED	7 SPLIT C. → 1 DEN DUNNEN N.
22	14-8	NED	17 LEEUVENHOEK L.(Running-In)
23	15-8	NED	18 PIKAAR N.(Penalty shot)
23	15-9	BEL	18 AMORGASTE J.(Penalty shot)
25		NED	17 LEEUVENHOEK L. → 15 SNEL M.
27	16-9	NED	1 DEN DUNNEN N.(Medium)
27		BEL	14 PEETERS D. → 20 HARDIES J.
27	17-9	NED	15 SNEL M.(Long)
28		NED	18 PIKAAR N. → 11 VAN WIJNGAARDEN O.
28		NED	4 KROON M. → 6 HENDRIKS J.
28		BEL	5 DRIESEN S. → 9 SEYS S.
30	17-10	BEL	18 AMORGASTE J.(Long)
30	17-11	BEL	18 AMORGASTE J.(Long)
31	17-12	BEL	12 JANSSENS N.(Penalty shot)
32		NED	15 SNEL M.(Penalty shot, missed)
32	18-12	NED	15 SNEL M.(Long)
32		BEL	12 JANSSENS N. → 11 DE BREMAEKER J.
33	18-13	BEL	13 STRUYF B.(Long)
33	18-14	BEL	18 AMORGASTE J.(Penalty shot)
33	19-14	NED	15 SNEL M.(Running-In)
34	20-14	NED	1 DEN DUNNEN N.(Long)
35	21-14	NED	11 VAN WIJNGAARDEN O.(Long)
36		BEL	18 AMORGASTE J. → 14 PEETERS D.
36	21-15	BEL	1 VAN CAMP K.(Medium)
37	22-15	NED	15 SNEL M.(Long)
38	23-15	NED	1 DEN DUNNEN N.(Long)
39	23-16	BEL	14 PEETERS D.(Penalty shot)
40	24-16	NED	16 KUNST R.(Penalty shot)

BEL - Belgium

No	Name	G.	Pos	G/S	LD	MD	ND	R-in	FP	Pen	Punishments				
											Y	YR	R		
1	VAN CAMP Karen	F	D	1/9	0/2	1/7									
5	DRIESEN Shiara	F	D	0/3	0/2			0/1							
6	VERSELE Stephanie	F													
7	CALUWE Julie	F		0/4	0/2	0/2									
8	VERHOEVEN Zahra	F		0/6	0/2	0/3	0/1								
9	SEYS Saar	F	A	0/3		0/3									
10	PEETERS Patty	F	A												
11	DE BREMAEKER Jesse	M		0/2	0/2										
12	JANSSENS Nick	M	A	6/15	1/6	1/4			0/1	4/4					
13	STRUYF Brent	M	D	2/13	2/10	0/1		0/1	0/1						
14	PEETERS David	M	D	2/7	0/1	0/4				2/2					
15	JANSSENS Yani	M													
18	AMORGASTE Jarni	M		5/9	3/5	0/2				2/2					
20	HARDIES Jari	M	A	0/4	0/3	0/1									
Team / Coach															
Totals				16/75	6/35	2/27	0/1	0/2	0/2	8/8					
Coach				MIJNSBERGEN Steven											

Time-out: 15:52

Legend:

(C)	Captain	A	Attack	D	Defense	EX	Exclusion	F	Female	FP	Free Pass
G.	Gender	G/S	Goals/Shots	LD	Long Distance	M	Male	MD	Medium Distance	MIN	Minutes played
ND	Near Distance	No	Number	Pen	Penalty	Pos	Playing Position	R-in	Running-in	R	Red Card
Y	Yellow Card	YR	Yellow+Red Card								



Results

Game No: 9

AUS 10 - 30 NED

(4 - 11, 3 - 6, 1 - 6, 2 - 7)

Referee: WOODS D. (GBR)
Assistant Referee: WENSMA M. (BEL)

Reserve Referee: FARIA C. (POR)

AUS - Australia

No	Name	G.	Pos	G/S	LD	MD	ND	R-in	FP	Pen	Punishments			
											Y	YR	R	
1	MAY Jessica	F	D	0/1					0/1					
2	PHILLIPS Jessica	F												
4	CULLEN Grace	F	A	1/6		1/4		0/2						
5	BRANFORD Patrick	M	D	2/8	0/1	1/4		0/2		1/1				
7	SCROGGS David	M	A	2/4		0/2	1/1			1/1				
9	CRISPE Jessica	F	D	1/7		0/5	0/1		1/1					
10	BERNEY Joshua	M	D	1/6	0/5			1/1						
11	PHILLIPS Daniel	M		1/4		1/4								
12	PRASAD Joshua	M		0/3		0/3								
13	ROBERTSON Adam	M	A	2/5	1/1	1/2	0/1	0/1						
15	OTHEN Ashlee	F		0/3	0/1	0/2								
16	CHANNING Bethan	F	A	0/4		0/4								
Team / Coach														
Totals				10/51	1/8	4/30	1/3	1/6	1/2	2/2				
Coach				SIBBONS Phillip										

Time-out: -

Running Score

MIN	Score	TeamNo	
1	0-1	NED	1 DEN DUNNEN N.(Long)
2	0-2	NED	5 STEENBERGEN M.(Medium)
2	0-3	NED	16 KUNST R.(Penalty shot)
3	0-4	NED	2 CORDUS E.(Long)
4	1-4	AUS	7 SCROGGS D.(Near)
4	1-5	NED	15 SNEL M.(Penalty shot)
5	1-6	NED	2 CORDUS E.(Near)
5	2-6	AUS	9 CRISPE J.(Free pass)
5	2-7	NED	15 SNEL M.(Free pass)
6	3-7	AUS	13 ROBERTSON A.(Medium)
6	3-8	NED	11 VAN WIJNGAARDEN O.(Medium)
7	3-9	NED	16 KUNST R.(Penalty shot)
7	3-10	NED	14 VISSCHER H.(Medium)
8	3-11	NED	5 STEENBERGEN M.(Near)
10	4-11	AUS	5 BRANFORD P.(Medium)
11		NED	1 DEN DUNNEN N. → 7 SPLIT C.
11	4-12	NED	11 VAN WIJNGAARDEN O.(Medium)
12	5-12	AUS	7 SCROGGS D.(Penalty shot)
14	5-13	NED	15 SNEL M.(Medium)
14	6-13	AUS	10 BERNEY J.(Running-In)
15	6-14	NED	2 CORDUS E.(Medium)
15	7-14	AUS	4 CULLEN G.(Medium)
16	7-15	NED	7 SPLIT C.(Near)
18	7-16	NED	16 KUNST R.(Penalty shot)
20	7-17	NED	16 KUNST R.(Long)
21		AUS	10 BERNEY J. → 15 OTHEN A.
21		AUS	1 MAY J. → 12 PRASAD J.
21	8-17	AUS	13 ROBERTSON A.(Long)
22	8-18	NED	7 SPLIT C.(Long)
23	8-19	NED	6 HENDRIKS J.(Medium)
25		NED	Time out 1
25		NED	15 SNEL M. → 13 ZWART E.
25	8-20	NED	2 CORDUS E.(Medium)
26		AUS	7 SCROGGS D. → 11 PHILLIPS D.
26	8-21	NED	7 SPLIT C.(Free pass)
28	8-22	NED	14 VISSCHER H.(Penalty shot)
30	8-23	NED	16 KUNST R.(Penalty shot)
31		NED	16 KUNST R. → 18 PIKAAR N.
31	8-24	NED	18 PIKAAR N.(Medium)
33	9-24	AUS	11 PHILLIPS D.(Medium)
34	9-25	NED	5 STEENBERGEN M.(Medium)
34	9-26	NED	6 HENDRIKS J.(Medium)
35	9-27	NED	2 CORDUS E.(Medium)
36	9-28	NED	7 SPLIT C.(Medium)
37	9-29	NED	14 VISSCHER H.(Penalty shot)
38	9-30	NED	18 PIKAAR N.(Medium)
40		NED	6 HENDRIKS J. → 4 KROON M.
40	10-30	AUS	5 BRANFORD P.(Penalty shot)

NED - Netherlands

No	Name	G.	Pos	G/S	LD	MD	ND	R-in	FP	Pen	Punishments			
											Y	YR	R	
1	DEN DUNNEN Nadhie	F	A	1/2	1/1	0/1								
2	CORDUS Esther	F	D	5/11	1/2	3/6	1/3							
4	KROON Marjolijn	F												
5	STEENBERGEN Maaïke	F	A	3/16		2/12	1/3	0/1						
6	HENDRIKS Jet	F	D	2/8	0/2	2/5		0/1						
7	SPLIT Celeste	F		4/13	1/2	1/8	1/2		1/1					
8	STRUIK Suzanne	F												
11	VAN WIJNGAARDEN Olav	M	D	2/18	0/4	2/13	0/1							
13	ZWART Erwin	M		0/10	0/2	0/6		0/2						
14	VISSCHER Harjan	M	A	3/16	0/4	1/9	0/1			2/2				
15	SNEL Mick	M	A	3/11	0/2	1/4		0/2	1/2	1/1				
16	KUNST Richard	M	D	5/18	1/3	0/8	0/2		0/1	4/4				
17	LEEUVENHOEK Laurens	M												
18	PIKAAR Nick	M		2/4		2/2	0/1		0/1					
Team / Coach														
Totals				30/127	4/22	14/74	3/13	0/6	2/5	7/7				
Coach				SCHOLTMEIJER Wim										

Time-out: 24:12

Legend:

(C)	Captain	A	Attack	D	Defense	EX	Exclusion	F	Female	FP	Free Pass
G.	Gender	G/S	Goals/Shots	LD	Long Distance	M	Male	MD	Medium Distance	MIN	Minutes played
ND	Near Distance	No	Number	Pen	Penalty	Pos	Playing Position	R-in	Running-in	R	Red Card
Y	Yellow Card	YR	Yellow+Red Card								

Timing and Results provided by  TISSOT



Results

Game No: 10

BEL 36 - 13 CHN

(9 - 1, 10 - 2, 11 - 6, 6 - 4)

Referee: ROSIE L. (AUS)
Assistant Referee: DAHIYA P. (IND)

Reserve Referee: WOODS D. (GBR)

BEL - Belgium

Time-out: 33:15

No	Name	G.	Pos	G/S	LD	MD	ND	R-in	FP	Pen	Punishments			
											Y	YR	R	
1	VAN CAMP Karen	F	D	4/15	3/10	0/1	0/2	1/1	0/1					
5	DRIESEN Shira	F												
6	VERSELE Stephanie	F	D	2/11	0/6	0/1	0/2	2/2						
7	CALUWE Julie	F		2/6	1/2	1/2		0/2						
8	VERHOEVEN Zahra	F	A	3/11	2/3	0/5	0/2	1/1						
9	SEYS Saar	F		1/3	0/2			1/1						
10	PEETERS Patty	F	A	3/6	0/2	3/4								
11	DE BREMAEKER Jesse	M	A	10/20	2/9	2/4			3/4	3/3				
12	JANSENS Nick	M												
13	STRUYF Brent	M		2/11	0/6	2/4			0/1					
14	PEETERS David	M	D	2/12	1/9	0/1			0/1	1/1				
15	JANSENS Yani	M	D	4/7	0/2	0/1		1/1		3/3				
18	AMORGASTE Jarni	M		0/2		0/2								
20	HARDIES Jari	M	A	3/6	2/4	0/1	1/1							
Team / Coach														
Totals				36/110	11/55	8/26	1/7	6/8	3/7	7/7				
Coach				MIJNSBERGEN Steven										

CHN - People's Republic Of China

Time-out: 26:06

No	Name	G.	Pos	G/S	LD	MD	ND	R-in	FP	Pen	Punishments			
											Y	YR	R	
1	ZHAO YANG	F	A	0/3	0/1	0/1	0/1							
2	ZHAO JING	F	A	0/4	0/2	0/1			0/1					
4	YIN JINGYI	F	D	0/6	0/1	0/1	0/3	0/1						
5	LI XIN	F		2/3	1/2				1/1					
6	LI MUZI	F	D	2/9	1/3	1/3	0/1	0/2						
7	ZHANG XIN	F		2/4	0/1	1/1		1/2						
8	WANG DINGXIN	F		0/3	0/2	0/1								
9	LIANG SHUAISHUAI	M												
10	YANG GUOYONG	M	A	0/1	0/1									
11	ZHANG DONGJIE	M	D	2/8	2/7		0/1							
13	ZHANG RUIYU	M	D	1/4	0/2	0/1				1/1				
14	TANG ZHEHENG	M		1/3	0/2					1/1				
16	YANG YONGBIN	M	A	2/11	1/7		1/4							
17	XIAO FEI	M		1/6	0/3	0/1	1/1	0/1						
Team / Coach														
Totals				13/65	5/34	2/10	2/11	1/6	1/2	2/2				
Coach				MA XIANGCHENG										

Running Score


MIN	Score	TeamNo	
1	1-0	BEL 11	DE BREMAEKER J.(Medium)
2	2-0	BEL 20	HARDIES J.(Long)
2	3-0	BEL 1	VAN CAMP K.(Running-In)
3	4-0	BEL 15	JANSENS Y.(Running-In)
5	5-0	BEL 10	PEETERS P.(Medium)
5	6-0	BEL 11	DE BREMAEKER J.(Free pass)
6	7-0	BEL 14	PEETERS D.(Long)
6	7-1	CHN 11	ZHANG D.(Long)
8	8-1	BEL 11	DE BREMAEKER J.(Penalty shot)
9		CHN 16	YANG Y. → 17 XIAO F.
9	9-1	BEL 20	HARDIES J.(Near)
11	10-1	BEL 1	VAN CAMP K.(Long)
12	10-2	CHN 13	ZHANG R.(Penalty shot)
12	11-2	BEL 10	PEETERS P.(Medium)
14	12-2	BEL 8	VERHOEVEN Z.(Long)
16	13-2	BEL 14	PEETERS D.(Penalty shot)
17	14-2	BEL 1	VAN CAMP K.(Long)
17		CHN 1	ZHAO Y. → 8 WANG D.
18	15-2	BEL 8	VERHOEVEN Z.(Long)
19	16-2	BEL 20	HARDIES J.(Long)
19	17-2	BEL 1	VAN CAMP K.(Long)
20	17-3	CHN 6	LI M.(Medium)
20	18-3	BEL 8	VERHOEVEN Z.(Running-In)
20		CHN 2	ZHAO J. → 5 LI X.
20	19-3	BEL 10	PEETERS P.(Medium)
20		CHN 4	YIN J. → 7 ZHANG X.
21		BEL 20	HARDIES J. → 18 AMORGASTE J.
21		BEL 14	PEETERS D. → 13 STRUYF B.
21		BEL 10	PEETERS P. → 9 SEYS S.
21		BEL 8	VERHOEVEN Z. → 7 CALUWE J.
21		CHN 13	ZHANG R. → 14 TANG Z.
21	19-4	CHN 14	TANG Z.(Penalty shot)
22	20-4	BEL 6	VERSELE S.(Running-In)
23	21-4	BEL 9	SEYS S.(Running-In)
23	22-4	BEL 11	DE BREMAEKER J.(Free pass)
23	22-5	CHN 11	ZHANG D.(Long)
24	23-5	BEL 15	JANSENS Y.(Penalty shot)
24	23-6	CHN 5	LI X.(Free pass)
25	24-6	BEL 11	DE BREMAEKER J.(Medium)
25	24-7	CHN 7	ZHANG X.(Medium)
25	25-7	BEL 15	JANSENS Y.(Penalty shot)
25		CHN 11	ZHANG D. → 16 YANG Y.
25	26-7	BEL 7	CALUWE J.(Long)
26	26-8	CHN 5	LI X.(Long)
26	27-8	BEL 6	VERSELE S.(Running-In)
27	28-8	BEL 15	JANSENS Y.(Penalty shot)
27	29-8	BEL 11	DE BREMAEKER J.(Free pass)
27		CHN	Time out 1
28	30-8	BEL 11	DE BREMAEKER J.(Penalty shot)
29	30-9	CHN 6	LI M.(Long)
29		CHN 6	LI M. → 1 ZHAO Y.
31		BEL 15	JANSENS Y. → 14 PEETERS D.
31		BEL 1	VAN CAMP K. → 8 VERHOEVEN Z.
31	30-10	CHN 16	YANG Y.(Long)
32	31-10	BEL 11	DE BREMAEKER J.(Long)
32	31-11	CHN 17	XIAO F.(Near)
34	31-12	CHN 16	YANG Y.(Near)
34		BEL	Time out 1
35	31-13	CHN 7	ZHANG X.(Running-In)
35	32-13	BEL 11	DE BREMAEKER J.(Long)
36	33-13	BEL 7	CALUWE J.(Medium)
38	34-13	BEL 13	STRUYF B.(Medium)
40	35-13	BEL 13	STRUYF B.(Medium)
40	36-13	BEL 11	DE BREMAEKER J.(Penalty shot)



Results

Game No: 10

Legend:											
(C)	Captain	A	Attack	D	Defense	EX	Exclusion	F	Female	FP	Free Pass
G.	Gender	G/S	Goals/Shots	LD	Long Distance	M	Male	MD	Medium Distance	MIN	Minutes played
ND	Near Distance	No	Number	Pen	Penalty	Pos	Playing Position	R-in	Running-in	R	Red Card
Y	Yellow Card	YR	Yellow+Red Card								

Timing and Results provided by  **TISSOT**

RESULTS BOOK



Lacrosse



THE WORLD GAMES
WROCLAW 2017

T+TISSOT
SWISS WATCHES SINCE 1853

RESULTS BOOK

TABLE OF CONTENT

22	Lacrosse	1467
22.1	Table of Contents	1468
22.2	Women's	1470
22.2.1	Team Roster	1471
22.2.1.1	Team Roster - AUS	1471
22.2.1.2	Team Roster - CAN	1472
22.2.1.3	Team Roster - GBR	1473
22.2.1.4	Team Roster - JPN	1474
22.2.1.5	Team Roster - POL	1475
22.2.1.6	Team Roster - USA	1476
22.2.2	Tournament Summary	1477
22.2.3	Medallists	1478
22.2.4	Finals	1479
22.2.4.1	Rank 5/6 Results JPN - POL	1479
22.2.4.2	Bronze Medal Results GBR - AUS	1480
22.2.4.3	Gold Medal Results USA - CAN	1481
22.2.5	Semifinals	1482
22.2.5.1	Results USA - GBR	1482
22.2.5.2	Results CAN - AUS	1483
22.2.6	Preliminary Round	1484
22.2.6.1	Results USA - POL	1484
22.2.6.2	Results GBR - JPN	1485
22.2.6.3	Results CAN - AUS	1486
22.2.6.4	Results USA - GBR	1487
22.2.6.5	Results POL - AUS	1488
22.2.6.6	Results CAN - JPN	1489



RESULTS BOOK




Lacrosse Women's



THE WORLD GAMES
WROCLAW 2017

T+TISSOT
SWISS WATCHES SINCE 1853



Team Roster


As of WED 26 JUL 2017

AUS - Australia

No.	Name	Pos	Date of Birth
1	BURGESS Abbie	MF	12 OCT 1987
2	HOBBS Courtney	MF	2 FEB 1981
3	LANE Rebecca	FW	9 SEP 1996
4	JUSTICE-ALLEN Stella	MF	21 MAR 1994
5	BARNETT Megan	DF	9 FEB 1981
6	WELLS Bonnie	FW	12 JUL 1988
8	YAMADA Sachiyo	DF	18 AUG 1982
9	MOLLISON Sarah	FW	2 MAR 1987
11	LOWE Sarah	FW	26 JAN 1993
12	KWAS Theadora	MF	9 DEC 1995
16	HIRON Ashtyn	MF	1 NOV 1996
17	BANYARD Rebecca	DF	26 DEC 1988
18	CLOUGH Verity	DF	18 NOV 1983
19	VARGA Beth	DF	9 OCT 1988
20	HINKES Elizabeth	GK	4 MAY 1992

Team Officials:

Headcoach ADAMS Trisha Marie (AUS)



Team Roster


As of WED 26 JUL 2017

CAN - Canada

No.	Name	Pos	Date of Birth
1	DALEY Allison	GK	4 JUN 1988
5	HOCH-BULLEN Quintin	MF	23 APR 1999
6	MORISSETTE Kaylin	MF	9 JAN 1994
7	CHAD Tessa	FW	3 SEP 1997
9	GUY Katie	DF	27 MAR 1991
10	LLOYD Holly	FW	29 JAN 1998
11	EVANS Erica	MF	9 APR 1996
12	KINNA Megan	MF	16 JUN 1998
13	SUTTON Lydia	DF	22 SEP 1995
14	MILLS Claire	MF	12 FEB 2000
15	BOISONNEAULT Emily	MF	7 AUG 1990
22	GAIT Taylor	MF	2 SEP 1993
25	HOGARTH Avery	DF	25 MAR 1997
27	DOBBIE Dana	FW	30 SEP 1984
35	MERRILL Tory	DF	4 MAR 1987

Team Officials:

Headcoach TEETER Scott Nelson Lee (CAN)
Assistant Coach SAWICKI Ted Douglas (CAN)



Team Roster

As of FRI 28 JUL 2017

GBR - Great Britain

No.	Name	Pos	Date of Birth
1	ADAMS Emma	DF	2 OCT 1995
2	WHITEHEAD Sophie	DF	25 JUL 1994
3	DREWE Alexandra	FW	3 FEB 1998
4	LEHOVSKY Katherine Anna	MF	25 DEC 1993
5	WILLIAMS Dorothy	DF	25 MAR 1983
6	FEATHERSTONE Anna Kate	DF	31 JUL 1994
7	PATERSON Julia	MF	10 OCT 1979
8	WARREN Laura	MF	10 OCT 1981
10	WIMPENNY Olivia	MF	12 AUG 1995
11	GRAY Emily	MF	8 FEB 1990
13	FARAM Claire	MF	17 MAR 1992
17	STOTT Ailsa	MF	17 MAR 1980
18	MORRILL Sophie	FW	15 MAY 1994
24	DRYDEN Iona	FW	17 NOV 1994
25	CHANDLER Emilie	GK	19 APR 1998

Team Officials:

Headcoach BUDD Nicky (GBR)
Assistant Coach MCCOURT Molly (GBR)



Team Roster


As of FRI 28 JUL 2017

JPN - Japan

No.	Name	Pos	Date of Birth
1	TAKAHASHI Miho	GK	21 SEP 1993
2	TAKEMOTO Moyu	GK	11 MAY 1997
5	IWATA Naomi	MF	23 SEP 1995
6	TAGA Maaya	MF	29 MAR 1994
7	TANAKA Nozomi	MF	3 DEC 1995
8	MITO Rie	MF	22 AUG 1989
9	AOKI Yuka	MF	26 JUN 1995
10	KANETOU Haruna	MF	26 OCT 1993
11	TAKEMURA Kaoru	MF	28 MAY 1995
12	SATO Kanako	MF	6 JUL 1993
14	INOUE Kaho	MF	17 MAY 1996
16	SEIGUCHI Saki	FW	24 DEC 1996
17	KAGEYAMA Noe	MF	21 JUN 1996
18	IKEDA Rei	MF	9 OCT 1995
19	KOMINE Sachiko	MF	26 JUN 1996

Team Officials:

Headcoach SATO Takeshi (JPN)
Assistant Coach ASAI Takeshiro (JPN)



Team Roster


As of WED 26 JUL 2017

POL - Poland

No.	Name	Pos	Date of Birth
21	NEUMANN Marta	GK	11 JAN 1991
23	SKORUPKA Olga	MF	10 JUL 1990
24	LAGIEWKA Katarzyna	DF	26 DEC 1992
25	LISIECKA Anna	DF	11 OCT 1994
26	FLISIKOWSKA Ilona	FW	23 SEP 1988
27	CZARNOTA Karolina	MF	2 MAR 1993
28	KACPERCZYK Malgorzata	FW	21 JUN 1987
29	BIALOWAS Karolina	DF	5 MAY 1988
30	SKWARSKA Klaudia	MF	6 NOV 1991
31	OGORZALEK Alicja	MF	19 JAN 1991
32	WAWRZYNOW Joanna	FW	25 JAN 1996
33	KOSMALA Agnieszka	FW	25 JUL 1992
34	ZBIKOWSKA Aleksandra	MF	14 OCT 1990
35	SADOWSKA Kamila	DF	2 NOV 1988
36	FORYTA katarzyna	DF	27 FEB 1992

Team Officials:

Headcoach KENNEDY Kaitlyn (POL)
Assistant Coach TABOR Przemyslaw (POL)



Team Roster


As of WED 26 JUL 2017

USA - United States

No.	Name	Pos	Date of Birth
3	WILLS Devon	DF	28 MAR 1984
5	RABIL Kelly	MF	27 FEB 1985
7	SCHWARZMANN Katie	MF	15 SEP 1991
8	CARR Kristen	DF	27 OCT 1988
11	RUSSELL Jen	DF	2 AUG 1987
17	MURRAY Alyssa	FW	17 MAR 1992
20	GRIFFIN Brooke	FW	24 APR 1992
21	CUMMINGS Taylor	MF	2 JUN 1994
25	MCCOOL Marie	MF	19 SEP 1996
29	DOUTY Megan	DF	10 NOV 1992
31	JOHNS Gussie	GK	29 AUG 1995
32	CAREY Ally	MF	23 JUL 1990
33	BLOCK Becca	DF	17 JAN 1991
35	TUMOLO Michelle	FW	20 MAR 1991
38	MERCER Alice	DF	23 OCT 1994

Team Officials:

Headcoach FRIED IV Page George Frederick (USA)
Assistant Coach BOKKER Amy Allen (USA)



Tournament Summary

As of SUN 30 JUL 2017

Preliminary Round

Phase	Match No.	Teams	Start Time	Final	1st Half	2nd Half
Preliminary Round Match	W01	USA - POL	10:00	20 - 0	10 - 0	10 - 0
Preliminary Round Match	W02	GBR - JPN	13:00	9 - 5	4 - 2	5 - 3
Preliminary Round Match	W03	CAN - AUS	16:00	15 - 10	9 - 6	6 - 4
Preliminary Round Match	W04	USA - GBR	10:00	14 - 6	8 - 4	6 - 2
Preliminary Round Match	W05	POL - AUS	13:00	0 - 23	0 - 17	0 - 6
Preliminary Round Match	W06	CAN - JPN	16:00	18 - 5	10 - 2	8 - 3

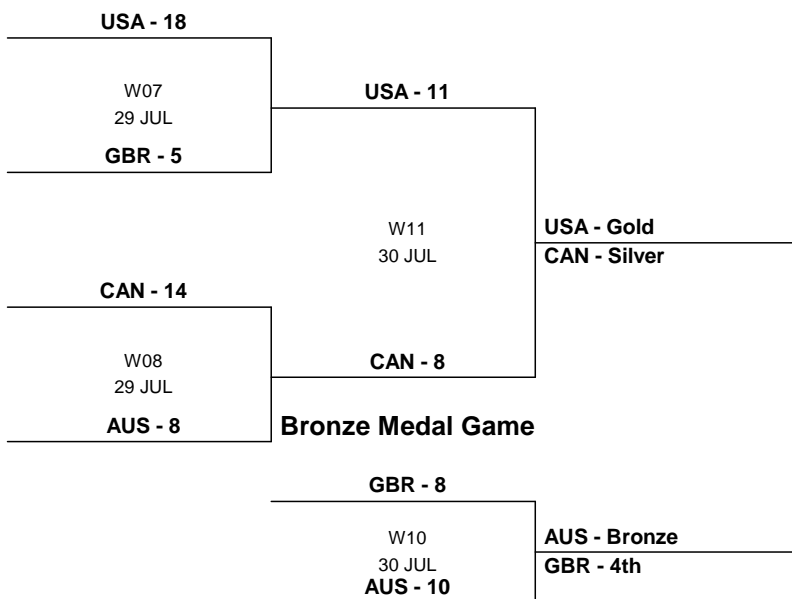
Group A								Games				Goals		Class. Points
Rank		USA	CAN	GBR	AUS	POL	JPN	Played	Won	Lost	Tied	For	Against	
1	USA			14 - 6		20 - 0		2	2	0	0	34	6	6
1	CAN				15 - 10		18 - 5	2	2	0	0	33	15	6
3	GBR	6 - 14					9 - 5	2	1	1	0	15	19	3
3	AUS		10 - 15			23 - 0		2	1	1	0	33	15	3
5	POL	0 - 20			0 - 23			2	0	2	0	0	43	0
5	JPN		5 - 18	5 - 9				2	0	2	0	10	27	0

Final Round

Phase	Match No.	Teams	Start Time	Final	1st Half	2nd Half
Semifinal Match	W07	USA - GBR	10:00	18 - 5	9 - 3	9 - 2
Semifinal Match	W08	CAN - AUS	13:00	14 - 8	7 - 3	7 - 5
Rank 5/6 Match	W09	JPN - POL	9:00	19 - 1	13 - 1	6 - 0
Bronze Medal Match	W10	GBR - AUS	11:30	8 - 10	4 - 5	4 - 5
Gold Medal Match	W11	USA - CAN	14:00	11 - 8	6 - 4	5 - 4


Semifinals


Gold Medal Game



Legend:


OT Overtime YRank Yesterday's Rank

Timing and Results provided by  TISSOT



Medallists

GOLD	SILVER	BRONZE
USA - United States of America WILLS Devon RABIL Kelly SCHWARZMANN Katie CARR Kristen RUSSELL Jen MURRAY Alyssa GRIFFIN Brooke CUMMINGS Taylor MCCOOL Marie DOUTY Megan JOHNS Gussie CAREY Ally BLOCK Becca TUMOLO Michelle MERCER Alice	CAN - Canada DALEY Allison HOCH-BULLEN Quintin MORISSETTE Kaylin CHAD Tessa GUY Katie LLOYD Holly EVANS Erica KINNA Megan SUTTON Lydia MILLS Claire BOISONNEAULT Emily GAIT Taylor HOGARTH Avery DOBBIE Dana MERRILL Tory	AUS - Australia BURGESS Abbie HOBBS Courtney LANE Rebecca JUSTICE-ALLEN Stella BARNETT Megan WELLS Bonnie YAMADA Sachiyo MOLLISON Sarah LOWE Sarah KVAS Theadora HIRON Ashtyn BANYARD Rebecca CLOUGH Verity VARGA Beth HINKES Elizabeth



Game No: 9

Results

JPN 19 vs 1 POL

Umpires:

BIBBY PJ (GBR)
CHARWAT LCW (USA)
McRAE S (AUS)

RUNNING SCORE

JPN - POL

JPN - Japan

Players		FG/FS	11mG/S	TG	A	P	TS	SOG	GB	CT	TO	DC	Penalties			
No.	Name												Pos	YC	YC/RC	RC
5	IWATA Naomi	MF	1/1		1	2	3	1	1							
6	TAGA Maaya	MF	2/3		2	1	3	3	3	4	2					
7	TANAKA Nozomi	MF	2/3	0/1	2		2	4	3	3	2					
8	MITO Rie	MF	1/1		1		1	1	1	3	1					
9	AOKI Yuka	MF	1/2	0/1	1		1	3	2	2		1				
10	KANETOU Haruna	MF	1/4	0/1	1	1	2	5	5				3			
11	TAKEMURA Kaoru	MF	1/3	2/2	3	3	6	5	4	1	1	2	4			
12	SATO Kanako	MF	3/5	0/1	3		3	6	3			1	2			
14	INOUE Kaho	MF	0/1		0			1	1							
16	SEIGUCHI Saki	FW	4/4	0/1	4	1	5	5	4	1	1	2				
17	KAGEYAMA Noe	MF		1/1	1		1	1	1	1	1	1	1			
18	IKEDA Rei	MF														
19	KOMINE Sachiko	MF	0/5		0			5				2	4			
1	TAKAHASHI Miho	GK								1						
2	TAKEMOTO Moyu	GK								3						
Totals			16/32	3/8	19	8	27	40	27	21	8	9	14			

Goalies	SV	GA	min
1 TAKAHASHI Miho	0	1	46:24
2 TAKEMOTO Moyu			23:36
Totals	0	1	70:00

1st Half	
SATO K	1(34')0
KANETOU H	2(31')0
SATO K	3(28')0
SEIGUCHI S	4(28')0
TAKEMURA K	5(25')0
	5(23')1 KOSMALA A
TANAKA N	6(21')1
SEIGUCHI S	7(20')1
KAGEYAMA N	8(16')1
TANAKA N	9(14')1
TAKEMURA K	10(13')1
SEIGUCHI S	11(12')1
SATO K	12(4')1
TAGA M	13(2')1
2nd Half	
TAKEMURA K	14(34')1
MITO R	15(27')1
AOKI Y	16(25')1
IWATA N	17(18')1
TAGA M	18(5')1
SEIGUCHI S	19(3')1

POL - Poland

Players		FG/FS	11mG/S	TG	A	P	TS	SOG	GB	CT	TO	DC	Penalties			
No.	Name												Pos	YC	YC/RC	RC
23	SKORUPKA Olga	MF									2	3				
24	LAGIEWKA Katarzyna	DF									2					
25	LISIECKA Anna	DF									2					
26	FLISIKOWSKA Ilona	FW									1					
27	CZARNOTA Karolina	MF														
28	KACPERCZYK Malgorzata	FW							1		3					
29	BIALOWAS Karolina	DF														
30	SKWARSKA Klaudia	MF							1		2	2				
31	OGORZALEK Alicja	MF							2	1	2	2				
32	WAWRZYNOW Joanna	FW									1					
33	KOSMALA Agnieszka	FW	1/1		1		1	1	2	1	3	1				
34	ZBIKOWSKA Aleksandra	MF														
35	SADOWSKA Kamila	DF									2					
36	FORYTA katarzyna	DF							1	1						
21	NEUMANN Marta	GK							1		3					
Totals			1/1		1		1	1	1	8	3	34	8			

Goalies	SV	GA	min
21 NEUMANN Marta	8	19	70:00
Totals	8	19	70:00

Legend:

11mG/S	11m Goals/Shots	A	Assists	CT	Caused Turnovers	DC	Draw Controls	DF	Defender	FG	Field Goals
FS	Field Shots	FW	Forward	GA	Goals Allowed	GB	Ground Ball	GK	Goalkeeper	SOG	Shots on Goal
MF	Midfielder	No.	Number	P	Points	Pos	Playing Position	RC	Red Card		
SV	Saves	TO	Turnovers	TG	Total Goals	TS	Total Shots	YC	Yellow Card		



Game No: 10

Results

GBR 8 vs 10 AUS

Umpires:

HEINEN R (USA)
BROOKS L (CAN)
YOKOI Y (JPN)

RUNNING SCORE

GBR - AUS

GBR - Great Britain

Players			FG/FS	11mG/S	TG	A	P	TS	SOG	GB	CT	TO	DC	Penalties			
No.	Name	Pos												YC	YC/RC	RC	
1	ADAMS Emma	DF								1			1				
2	WHITEHEAD Sophie	DF															
3	DREWE Alexandra	FW			0			1				1	1				
4	LEHOVSKY Katherine Anna	MF				1	1										
5	WILLIAMS Dorothy	DF								1			1				
6	FEATHERSTONE Anna Kate	DF								1							
7	PATERSON Julia	MF	0/1		0			1				2					
8	WARREN Laura	MF	0/3		0			3	1				2				
10	WIMPENNY Olivia	MF				1	1					1					
11	GRAY Emily	MF	2/3		2	1	3	3	3	1	1	2	1				
13	FARAM Claire	MF	2/2	0/1	2	1	3	3	3	1	1	1	1				
17	STOTT Ailsa	MF	2/2		2		2	2	2	2	1	1	3	1			
18	MORRILL Sophie	FW	2/4		2	1	3	4	4			1					
24	DRYDEN Iona	FW	0/2		0			2	2								
25	CHANDLER Emilie	GK										1					
Totals			8/17	0/1	8	5	13	18	15	7	3	9	10				

Goalies	SV	GA	min
25 CHANDLER Emilie	3	10	68:24
Totals	3	10	68:24

1st Half

0(31)'1	BURGESS A
0(28)'2	MOLLISON S
STOTT A 1(24)'2	
1(21)'3	LANE R
1(19)'4	KWAS T
1(10)'5	BURGESS A
FARAM C 2(7)'5	
GRAY E 3(4)'5	
MORRILL S 4(1)'5	

2nd Half

GRAY E 5(35)'5	
FARAM C 6(33)'5	
MORRILL S 7(30)'5	
7(29)'6	MOLLISON S
7(23)'7	HOBBS C
STOTT A 8(18)'7	
8(14)'8	MOLLISON S
8(11)'9	HOBBS C
8(7)'10	BURGESS A

AUS - Australia

Players			FG/FS	11mG/S	TG	A	P	TS	SOG	GB	CT	TO	DC	Penalties			
No.	Name	Pos												YC	YC/RC	RC	
1	BURGESS Abbie	MF	2/4	1/1	3		3	5	3				2				
2	HOBBS Courtney	MF	2/3		2		2	3	3			1					
3	LANE Rebecca	FW	1/2		1	3	4	2	1		1	2	2				
4	JUSTICE-ALLEN Stella	MF								1	1	2	2				
5	BARNETT Megan	DF															
6	WELLS Bonnie	FW								1							
8	YAMADA Sachiyo	DF															
9	MOLLISON Sarah	FW	3/5		3	1	4	5	3								
11	LOWE Sarah	FW		0/1	0			1				1					
12	KWAS Theadora	MF	1/3		1		1	3	2			1					
16	HIRON Ashtyn	MF	0/3		0			3	1	3	1	1	2				
17	BANYARD Rebecca	DF								1			1				
18	CLOUGH Verity	DF											1				
19	VARGA Beth	DF											1				
20	HINKES Elizabeth	GK								3							
Totals			9/20	1/2	10	4	14	22	13	9	3	12	10				

Goalies	SV	GA	min
20 HINKES Elizabeth	7	8	70:00
Totals	7	8	70:00

Legend:

11mG/S	11m Goals/Shots	A	Assists	CT	Caused Turnovers	DC	Draw Controls	DF	Defender	FG	Field Goals
FS	Field Shots	FW	Forward	GA	Goals Allowed	GB	Ground Ball	GK	Goalkeeper	SOG	Shots on Goal
MF	Midfielder	No.	Number	P	Points	Pos	Playing Position	RC	Red Card		
SV	Saves	TO	Turnovers	TG	Total Goals	TS	Total Shots	YC	Yellow Card		





Game No: 11

Results

USA 11 vs 8 CAN

Umpires:

USA - United States

Players		FG/FS	11mG/S	TG	A	P	TS	SOG	GB	CT	TO	DC	Penalties			
No.	Name												Pos	YC	YC/RC	RC
3	WILLS Devon	DF										1	1			
5	RABIL Kelly	MF	0/1	1/1	1	1	2	2	2	1						
7	SCHWARZMANN Katie	MF	1/1		1	2	3	1	1	2	1					
8	CARR Kristen	DF							1		1					
11	RUSSELL Jen	DF							1							
17	MURRAY Alyssa	FW	4/5	0/1	4	1	5	6	5		1					
20	GRIFFIN Brooke	FW	3/9	0/1	3	2	5	10	7							
21	CUMMINGS Taylor	MF	0/1		0		1	1			1	4				
25	MCCOOL Marie	MF	1/4		1	1	2	4	3							
29	DOUTY Megan	DF	1/2	0/1	1		1	3	3	2	1	2				
32	CAREY Ally	MF										4	1			
33	BLOCK Becca	DF	0/3		0		3	1	1			1				
35	TUMOLO Michelle	FW							2	1	1	1				
38	MERCER Alice	DF		0/1	0		1	1	1							
31	JOHNS Gussie	GK							5	1						
Totals			10/26	1/5	11	7	18	31	23	15	5	7	10			

Goalies	SV	GA	min
31 JOHNS Gussie	4	8	70:00
Totals	4	8	70:00

RUNNING SCORE

USA - CAN

1st Half

	0(35)'1	EVANS E
	0(34)'2	DOBBIE D
MURRAY A	1(32)'2	
MURRAY A	2(29)'2	
	2(19)'3	SUTTON L
DOUTY M	3(17)'3	
MURRAY A	4(10)'3	
GRIFFIN B	5(7)'3	
RABIL K	6(3)'3	
	6(1)'4	MORISSETTE K

2nd Half

	6(34)'5	EVANS E
	6(30)'6	MORISSETTE K
GRIFFIN B	7(24)'6	
SCHWARZMANN K	8(22)'6	
GRIFFIN B	9(18)'6	
MURRAY A	10(15)'6	
McCOOL M	11(8)'6	
	11(6)'7	CHAD T
	11(4)'8	DOBBIE D

CAN - Canada

Players		FG/FS	11mG/S	TG	A	P	TS	SOG	GB	CT	TO	DC	Penalties			
No.	Name												Pos	YC	YC/RC	RC
5	HOCH-BULLEN Quintin	MF														
6	MORISSETTE Kaylin	MF	1/5	1/1	2		2	6	4		1					
7	CHAD Tessa	FW	1/3		1		1	3	1		1					
9	GUY Katie	DF									1	1				
10	LLOYD Holly	FW	0/2		0		2				1					
11	EVANS Erica	MF	2/3		2	1	3	3	3	1	2	3				
12	KINNA Megan	MF			1	1					1	1				
13	SUTTON Lydia	DF	1/1		1		1	1	1		3	1				
14	MILLS Claire	MF									1					
15	BOISSONNEAULT Emily	MF	0/1		0		1				3					
22	GAIT Taylor	MF									1	3				
25	HOGARTH Avery	DF														
27	DOBBIE Dana	FW	2/2	0/1	2		2	3	3		2	2				
35	MERRILL Tory	DF														
1	DALEY Allison	GK														
Totals			7/17	1/2	8	2	10	19	12	3	1	23	10			

Goalies	SV	GA	min
1 DALEY Allison	12	11	68:46
Totals	12	11	68:46

Legend:

11mG/S	11m Goals/Shots	A	Assists	CT	Caused Turnovers	DC	Draw Controls	DF	Defender	FG	Field Goals
FS	Field Shots	FW	Forward	GA	Goals Allowed	GB	Ground Ball	GK	Goalkeeper		
MF	Midfielder	No.	Number	P	Points	Pos	Playing Position	RC	Red Card	SOG	Shots on Goal
SV	Saves	TO	Turnovers	TG	Total Goals	TS	Total Shots	YC	Yellow Card		





Game No: 7

Results

USA 18 vs 5 GBR

Umpires:

HOWES KM (CAN)
BROOKS L (CAN)
McRAE S (AUS)

RUNNING SCORE

USA - GBR

USA - United States

Players		FG/FS	11mG/S	TG	A	P	TS	SOG	GB	CT	TO	DC	Penalties			
No.	Name												Pos	YC	YC/RC	RC
3	WILLS Devon	DF							1	1						
5	RABIL Kelly	MF	1/4		1	1	4	4			1					
7	SCHWARZMANN Katie	MF	2/2	0/1	2	2	3	2				3				
8	CARR Kristen	DF		1/1	1	1	3	2	1	1	1	1				
11	RUSSELL Jen	DF		0/1							1	1				
17	MURRAY Alyssa	FW	2/7		2	2	4	7	3							
20	GRIFFIN Brooke	FW	2/5		2	2	5	2	1		1					
21	CUMMINGS Taylor	MF	2/2	1/1	3	3	3	3	1		2	2				
25	MCCOOL Marie	MF	2/3		2	1	3	3	2			1				
29	DOUTY Megan	DF			0		1	1	2	1	1					
32	CAREY Ally	MF	2/3	1/1	3		3	4	3	2	2	3				
33	BLOCK Becca	DF							2	1		2				
35	TUMOLO Michelle	FW	2/4		2	1	3	4	3							
38	MERCER Alice	DF		0/1	0		1	1	1			1				
31	JOHNS Gussie	GK							1							
Totals			15/32	3/6	18	4	22	38	26	12	6	7	14			

Goalies	SV	GA	min
31 JOHNS Gussie	2	5	35:00
Totals	2	5	70:00

GBR - Great Britain

Players		FG/FS	11mG/S	TG	A	P	TS	SOG	GB	CT	TO	DC	Penalties			
No.	Name												Pos	YC	YC/RC	RC
1	ADAMS Emma	DF							1							
2	WHITEHEAD Sophie	DF	2/2		2	2	2	2								
3	DREWE Alexandra	FW														
4	LEHOVSKY Katherine Anna	MF														
5	WILLIAMS Dorothy	DF							1							
6	FEATHERSTONE Anna Kate	DF														
7	PATERSON Julia	MF									2	3				
8	WARREN Laura	MF										2				
10	WIMPENNY Olivia	MF		1/1	1	1	2	3	3	1	2	2				
11	GRAY Emily	MF		0/1	0		1				2					
13	FARAM Claire	MF									2	1				
17	STOTT Ailsa	MF	1/4		1	1	4	1			1	1				
18	MORRILL Sophie	FW				2	2				2	2				
24	DRYDEN Iona	FW	1/1		1	1	1	1			4					
25	CHANDLER Emilie	GK							3	1						
Totals			4/9	1/2	5	3	8	11	7	6	1	22	11			

Goalies	SV	GA	min
25 CHANDLER Emilie	8	18	35:00
Totals	8	18	70:00

1st Half	
RABIL K	1(34')0
TUMOLO M	2(32')0
	2(30')1 WIMPENNY O
CUMMINGS T	3(28')1
MURRAY A	4(24')1
McCOOL M	5(19')1
	5(15')2 DRYDEN I
	5(13')3 WHITEHEAD S
CARR K	6(11')3
McCOOL M	7(8')3
GRIFFIN B	8(2')3
CUMMINGS T	9(1')3
2nd Half	
CAREY A	10(33')3
MURRAY A	11(31')3
CUMMINGS T	12(28')3
SCHWARZMANN K	13(26')3
	13(25')4 STOTT A
CAREY A	14(23')4
CAREY A	15(20')4
TUMOLO M	16(19')4
	16(17')5 WHITEHEAD S
GRIFFIN B	17(7')5
SCHWARZMANN K	18(5')5

Legend:

11mG/S	11m Goals/Shots	A	Assists	CT	Caused Turnovers	DC	Draw Controls	DF	Defender	FG	Field Goals
FS	Field Shots	FW	Forward	GA	Goals Allowed	GB	Ground Ball	GK	Goalkeeper		
MF	Midfielder	No.	Number	P	Points	Pos	Playing Position	RC	Red Card	SOG	Shots on Goal
SV	Saves	TO	Turnovers	TG	Total Goals	TS	Total Shots	YC	Yellow Card		

Timing and Results provided by TISSOT





Game No: 8

Results

CAN 14 vs 8 AUS

Umpires:

WAGER M (USA)
HEINEN R (USA)
ALTENHAIN AM (GER)

RUNNING SCORE

CAN - AUS

CAN - Canada

Players		FG/FS	11mG/S	TG	A	P	TS	SOG	GB	CT	TO	DC	Penalties		
No.	Name												Pos	YC	YC/RC
5	HOCH-BULLEN Quintin	MF	1/1		1		1	1				2			
6	MORISSETTE Kaylin	MF	1/4		1	1	2	4	1	1		1	5		
7	CHAD Tessa	FW	2/2	1/1	3		3	3	3			1			
9	GUY Katie	DF								2	2	1	1		
10	LLOYD Holly	FW	2/2		2		2	2	2						
11	EVANS Erica	MF	3/4		3	1	4	4	4	1	1		1		
12	KINNA Megan	MF	0/1		0	1	1	1	1						
13	SUTTON Lydia	DF	1/1		1	2	3	1	1	1		1			
14	MILLS Claire	MF	2/3		2		2	3	3	1					
15	BOISSONNEAULT Emily	MF								3	2	1			
22	GAIT Taylor	MF	0/1		0			1	1			1			
25	HOGARTH Avery	DF													
27	DOBBIE Dana	FW	1/3		1	3	4	3	3			3	8		
35	MERRILL Tory	DF								2					
1	DALEY Allison	GK								1		1			
Totals			13/22	1/1	14	8	22	23	18	14	5	12	15		

Goalies	SV	GA	min
1 DALEY Allison	2	8	70:00
Totals	2	8	70:00

AUS - Australia

Players		FG/FS	11mG/S	TG	A	P	TS	SOG	GB	CT	TO	DC	Penalties		
No.	Name												Pos	YC	YC/RC
1	BURGESS Abbie	MF	1/1	1/2	2	1	3	3	2	1	1	3			
2	HOBBS Courtney	MF	1/2		1	1	2	2	1	1	1	1			
3	LANE Rebecca	FW				1	1	1	1			3			
4	JUSTICE-ALLEN Stella	MF	1/1		1		1	1	1	1		1			
5	BARNETT Megan	DF													
6	WELLS Bonnie	FW	0/2		0			2				1	1		
8	YAMADA Sachiyo	DF													
9	MOLLISON Sarah	FW	1/2	1/1	2		2	3	3						
11	LOWE Sarah	FW													
12	KWAS Theadora	MF	0/1		0	1	1	1		1		2	1		
16	HIRON Ashtyn	MF	1/2	1/2	2		2	4	3	1	1	4	2		
17	BANYARD Rebecca	DF								2					
18	CLOUGH Verity	DF								1	1				
19	VARGA Beth	DF								1	2				
20	HINKES Elizabeth	GK										1			
Totals			5/11	3/5	8	4	12	16	10	10	6	24	8		


Goalies	SV	GA	min
20 HINKES Elizabeth	4	14	70:00
Totals	4	14	70:00

1st Half	
EVANS E	<u>1(34')0</u>
	<u>1(32')1</u> HOBBS C
SUTTON L	<u>2(29')1</u>
CHAD T	<u>3(22')1</u>
MILLS C	<u>4(22')1</u>
LLOYD H	<u>5(17')1</u>
	<u>5(15')2</u> HIRON A
DOBBIE D	<u>6(9')2</u>
CHAD T	<u>7(6')2</u>
	<u>7(2')3</u> MOLLISON S
2nd Half	
MORISSETTE K	<u>8(32')3</u>
EVANS E	<u>9(31')3</u>
EVANS E	<u>10(26')3</u>
CHAD T	<u>11(23')3</u>
	<u>11(21')4</u> JUSTICE-ALLEN S
	<u>11(19')5</u> MOLLISON S
HOCH-BULLEN Q	<u>12(16')5</u>
	<u>12(13')6</u> BURGESS A
LLOYD H	<u>13(11')6</u>
	<u>13(2')7</u> HIRON A
	<u>13(1')8</u> BURGESS A
MILLS C	<u>14(1')8</u>

Legend:

11mG/S 11m Goals/Shots	A Assists	CT Caused Turnovers	DC Draw Controls	DF Defender	FG Field Goals
FS Field Shots	FW Forward	GA Goals Allowed	GB Ground Ball	GK Goalkeeper	
MF Midfielder	No. Number	P Points	Pos Playing Position	RC Red Card	SOG Shots on Goal
SV Saves	TO Turnovers	TG Total Goals	TS Total Shots	YC Yellow Card	





Game No: 1

Results

USA 20 vs 0 POL

Umpires:

ALTENHAIN AM (GER)
YOKOI Y (JPN)
McRAE S (AUS)

RUNNING SCORE

USA - POL

USA - United States

Players			FG/FS	11mG/S	TG	A	P	TS	SOG	GB	CT	TO	DC	Penalties		
No.	Name	Pos												YC	YC/RC	RC
3	WILLS Devon	DF							1	2		3				
5	RABIL Kelly	MF	1/2	1	1	1	2	1	2	1		1				
7	SCHWARZMANN Katie	MF							1	1		2				
8	CARR Kristen	DF	1/1	1	1	1	1	1	1			2	2			
11	RUSSELL Jen	DF	1/3		1	1	3	2	1			2				
17	MURRAY Alyssa	FW	3/5		3	3	5	4				1				
20	GRIFFIN Brooke	FW	3/7		3	3	7	5			1	1				
21	CUMMINGS Taylor	MF	2/5		2	2	5	4					3			
25	MCCOOL Marie	MF	1/2		1	1	2	1	3	1	2					
29	DOUTY Megan	DF	1/5		1	1	5	1	1	1	1	1				
32	CAREY Ally	MF	1/4		1	1	4	1	2	2		3				
33	BLOCK Becca	DF	3/5		3	3	5	3				1				
35	TUMOLO Michelle	FW	0/3	0/1	0		4	2				2	1			
38	MERCER Alice	DF	3/6		3	3	6	5	3	2		3				
31	JOHNS Gussie	GK														
Totals			18/45	2/4	20		20	49	30	15	11	12	18			

Goalies	SV	GA	min
31 JOHNS Gussie			70:00
Totals			70:00

1st Half
 RABIL K 1(33')0
 CARR K 2(31')0
 CUMMINGS T 3(30')0
 MERCER A 4(29')0
 GRIFFIN B 5(28')0
 GRIFFIN B 6(23')0
 MURRAY A 7(17')0
 BLOCK B 8(7')0
 McCOOL M 9(6')0
 MERCER A 10(4')0

2nd Half
 BLOCK B 11(35')0
 RUSSELL J 12(31')0
 MERCER A 13(29')0
 DOUTY M 14(18')0
 CAREY A 15(17')0
 MURRAY A 16(15')0
 CUMMINGS T 17(12')0
 MURRAY A 18(8')0
 GRIFFIN B 19(4')0
 BLOCK B 20(2')0


POL - Poland

Players			FG/FS	11mG/S	TG	A	P	TS	SOG	GB	CT	TO	DC	Penalties		
No.	Name	Pos												YC	YC/RC	RC
23	SKORUPKA Olga	MF														
24	LAGIEWKA Katarzyna	DF														
25	LISIECKA Anna	DF							1			1	1			
26	FLISIKOWSKA Ilona	FW							1							
27	CZARNOTA Karolina	MF														
28	KACPERCZYK Malgorzata	FW										1	1			
29	BIALOWAS Karolina	DF							1							
30	SKWARSKA Klaudia	MF										1				
31	OGORZALEK Alicja	MF							1	2	2					
32	WAWRZYNOW Joanna	FW										2				
33	KOSMALA Agnieszka	FW										1				
34	ZBIKOWSKA Aleksandra	MF							2	1	3	1				
35	SADOWSKA Kamila	DF							2		4	1				
36	FORYTA katarzyna	DF							1							
21	NEUMANN Marta	GK							2		2					
Totals					0				11	3	31	4				

Goalies	SV	GA	min
21 NEUMANN Marta	10	20	70:00
Totals	10	20	70:00

Legend:	11mG/S 11m Goals/Shots	A Assists	CT Caused Turnovers	DC Draw Controls	DF Defender	FG Field Goals
FS Field Shots	FW Forward	GA Goals Allowed	GB Ground Ball	GK Goalkeeper	RC Red Card	SOG Shots on Goal
MF Midfielder	No. Number	P Points	Pos Playing Position	TS Total Shots	YC Yellow Card	
SV Saves	TO Turnovers	TG Total Goals				





Game No: 2

Results

GBR 9 vs 5 JPN

Umpires:

HOWES KM (CAN)
WAGER M (USA)
BROOKS L (CAN)

RUNNING SCORE

GBR - JPN

GBR - Great Britain

Players			FG/FS	11mG/S	TG	A	P	TS	SOG	GB	CT	TO	DC	Penalties			
No.	Name	Pos												YC	YC/RC	RC	
1	ADAMS Emma	DF							1			1					
2	WHITEHEAD Sophie	DF	0/2		0			2	1	1							
3	DREWE Alexandra	FW										2					
4	LEHOVSKY Katherine Anna	MF										1					
5	WILLIAMS Dorothy	DF															
6	FEATHERSTONE Anna Kate	DF															
7	PATERSON Julia	MF		1/1	1		1	1	1								
8	WARREN Laura	MF	2/4		2		2	4	4	1		1	1				
10	WIMPENNY Olivia	MF	1/2		1		1	2	2	2			1				
11	GRAY Emily	MF		1/2	1		1	2	1		1	2	2				
13	FARAM Claire	MF	0/1	1/2	1		1	3	3		1	1	1				
17	STOTT Alisa	MF	0/3		0			3	2	1		1	2				
18	MORRILL Sophie	FW	1/2		1	1	2	2	2			1	1				
24	DRYDEN Iona	FW	1/1	1/1	2		2	2	2				1				
25	CHANDLER Emilie	GK								2		1					
Totals			5/15	4/6	9	1	10	21	18	8	2	12	8				

1st Half

0(33')1 TAKEMURA K
 GRAY E 1(29')1
 1(24')2 AOKI Y
 WIMPENNY O 2(16')2
 PATERSON J 3(12')2
 DRYDEN I 4(2')2

2nd Half

WARREN L 5(34')2
 5(22')3 TANAKA N
 WARREN L 6(18')3
 MORRILL S 7(12')3
 FARAM C 8(8')3
 DRYDEN I 9(6')3
 9(4')4 AOKI Y
 9(1')5 AOKI Y

Goalies	SV	GA	min
25 CHANDLER Emilie	8	5	70:00
Totals	8	5	70:00

JPN - Japan

Players			FG/FS	11mG/S	TG	A	P	TS	SOG	GB	CT	TO	DC	Penalties			
No.	Name	Pos												YC	YC/RC	RC	
5	IWATA Naomi	MF				1	1			1	1	2	1				
6	TAGA Maaya	MF	0/2	0/1	0			3	2	1	1	1					
7	TANAKA Nozomi	MF	1/1		1		1	1	1				1				
8	MITO Rie	MF															
9	AOKI Yuka	MF	3/5		3		3	5	5	1		2					
10	KANETOU Haruna	MF															
11	TAKEMURA Kaoru	MF	1/2		1		1	2	2	1	1	2	1				
12	SATO Kanako	MF	0/4		0			4	1								
14	INOUE Kaho	MF		0/1	0			1	1	1							
16	SEIGUCHI Saki	FW		0/1	0			1	1			2					
17	KAGEYAMA Noe	MF				1	1										
18	IKEDA Rei	MF															
19	KOMINE Sachiko	MF		0/1	0			1		2	2	1	5				
1	TAKAHASHI Miho	GK				1	1			4	1	1					
2	TAKEMOTO Moyu	GK															
Totals			5/13	0/4	5	3	8	17	13	11	6	19	8				

Goalies	SV	GA	min
1 TAKAHASHI Miho	8	6	48:22
2 TAKEMOTO Moyu	1	3	21:38
Totals	9	9	70:00

Legend:

11mG/S	11m Goals/Shots	A	Assists	CT	Caused Turnovers	DC	Draw Controls	DF	Defender	FG	Field Goals
FS	Field Shots	FW	Forward	GA	Goals Allowed	GB	Ground Ball	GK	Goalkeeper	SOG	Shots on Goal
MF	Midfielder	No.	Number	P	Points	Pos	Playing Position	RC	Red Card		
SV	Saves	TO	Turnovers	TG	Total Goals	TS	Total Shots	YC	Yellow Card		





Game No: 3

Results

CAN 15 vs 10 AUS

Umpires:

HEINEN R (USA)
BIBBY PJ (GBR)
CHARWAT LCW (USA)

RUNNING SCORE

CAN - AUS

CAN - Canada

Players		FG/FS	11mG/S	TG	A	P	TS	SOG	GB	CT	TO	DC	Penalties			
No.	Name												Pos	YC	YC/RC	RC
5	HOCH-BULLEN Quintin	MF	1/1		1	1	1	1								
6	MORISSETTE Kaylin	MF	0/1		0	3	3	1		1	1	1	5			
7	CHAD Tessa	FW	1/3		1	1	2	3	2							
9	GUY Katie	DF												1		
10	LLOYD Holly	FW	2/2		2		2	2	2			1				
11	EVANS Erica	MF	5/5	1/2	6	2	8	7	7				2			
12	KINNA Megan	MF	1/2	0/1	1	1	2	3	3	1	1	2	1			
13	SUTTON Lydia	DF	1/1		1		1	1	1							
14	MILLS Claire	MF		1/1	1		1	1	1	1		1				
15	BOISSONNEAULT Emily	MF								1			2			
22	GAIT Taylor	MF	1/2	0/2	1		1	4	4	1						
25	HOGARTH Avery	DF										1				
27	DOBBIE Dana	FW	1/1		1		1	1	1			1	5			
35	MERRILL Tory	DF														
1	DALEY Allison	GK										1				
Totals			13/18	2/6	15	7	22	24	22	5	2	8	15			

Goalies	SV	GA	min
1 DALEY Allison	4	10	70:00
Totals	4	10	70:00

AUS - Australia

Players		FG/FS	11mG/S	TG	A	P	TS	SOG	GB	CT	TO	DC	Penalties			
No.	Name												Pos	YC	YC/RC	RC
1	BURGESS Abbie	MF	1/2		1		1	2	1	1		3				
2	HOBBS Courtney	MF	0/1		0			1					1			
3	LANE Rebecca	FW	3/5		3		3	5	4	2	1	1	2			
4	JUSTICE-ALLEN Stella	MF														
5	BARNETT Megan	DF								1	1					
6	WELLS Bonnie	FW														
8	YAMADA Sachyo	DF														
9	MOLLISON Sarah	FW	1/2		1	4	5	2	1			2	2			
11	LOWE Sarah	FW	1/1		1		1	1	1					1		
12	KWAS Theadora	MF	1/2		1	1	2	2	2			1				
16	HIRON Ashtyn	MF	2/6	1/2	3		3	8	5	2			3			
17	BANYARD Rebecca	DF														
18	CLOUGH Verity	DF										1				
19	VARGA Beth	DF										1				
20	HINKES Elizabeth	GK														
Totals			9/19	1/2	10	5	15	21	14	6	2	9	11			

Goalies	SV	GA	min
20 HINKES Elizabeth	7	15	70:00
Totals	7	15	70:00

1st Half

0(35')1 MOLLISON S
 EVANS E 1(33')1
 CHAD T 2(30')1
 2(28')2 LANE R
 DOBBIE D 3(26')2
 3(23')3 LANE R
 3(22')4 BURGESS A
 EVANS E 4(21')4
 LLOYD H 5(20')4
 5(17')5 LOWE S
 EVANS E 6(15')5
 KINNA M 7(13')5
 MILLS C 8(9') 5
 8(5') 6 HIRON A
 HOCH-BULLEN Q 9(1') 6


2nd Half

EVANS E 10(31')6
 10(27')7 LANE R
 10(23')8 KWAS T
 SUTTON L 11(18')8
 EVANS E 12(13')8
 12(12')9 HIRON A
 EVANS E 13(10')9
 13(8') 10 HIRON A
 GAIT T 14(4') 10
 LLOYD H 15(1') 10

Legend:

11mG/S	11m Goals/Shots	A	Assists	CT	Caused Turnovers	DC	Draw Controls	DF	Defender	FG	Field Goals
FS	Field Shots	FW	Forward	GA	Goals Allowed	GB	Ground Ball	GK	Goalkeeper		
MF	Midfielder	No.	Number	P	Points	Pos	Playing Position	RC	Red Card	SOG	Shots on Goal
SV	Saves	TO	Turnovers	TG	Total Goals	TS	Total Shots	YC	Yellow Card		





Game No: 4

Results

USA 14 vs 6 GBR

Umpires:

McRAE S (AUS)
BIBBY PJ (GBR)
CHARWAT LCW (USA)

RUNNING SCORE

USA - GBR

USA - United States

Players		FG/FS	11mG/S	TG	A	P	TS	SOG	GB	CT	TO	DC	Penalties			
No.	Name												Pos	YC	YC/RC	RC
3	WILLS Devon	DF										1				
5	RABIL Kelly	MF	3/5		3	3	5	5								
7	SCHWARZMANN Katie	MF	0/1		0	1	1		3		3	1				
8	CARR Kristen	DF	1/2		1		2	1	2	1						
11	RUSSELL Jen	DF	0/2		0		2	2	1							
17	MURRAY Alyssa	FW	2/5	1/1	3	4	7	6	5		3					
20	GRIFFIN Brooke	FW	4/7		4		4	7	5		3					
21	CUMMINGS Taylor	MF	1/4	1/1	2		2	5	2	2	1		4			
25	MCCOOL Marie	MF	0/2		0		2	1			1					
29	DOUTY Megan	DF								2	1					
32	CAREY Ally	MF		0/2	0	1	1	2	1		2	3				
33	BLOCK Becca	DF									1	1				
35	TUMOLO Michelle	FW	1/2		1		1	2	2		3	2				
38	MERCER Alice	DF	0/4		0		4	2			1	1				
31	JOHNS Gussie	GK							6	2						
Totals			12/34	2/4	14	6	20	38	26	16	5	17	13			

Goalies	SV	GA	min
31 JOHNS Gussie	2	6	70:00
Totals	2	6	70:00

GBR - Great Britain

Players		FG/FS	11mG/S	TG	A	P	TS	SOG	GB	CT	TO	DC	Penalties			
No.	Name												Pos	YC	YC/RC	RC
1	ADAMS Emma	DF							2			1				
2	WHITEHEAD Sophie	DF									1					
3	DREWE Alexandra	FW									1					
4	LEHOVSKY Katherine Anna	MF	1/1		1		1	1	2	2	1					
5	WILLIAMS Dorothy	DF							1			1				
6	FEATHERSTONE Anna Kate	DF							1	1	2					
7	PATERSON Julia	MF							2	1	3					
8	WARREN Laura	MF	0/1		0	1	1	1	1	1						
10	WIMPENNY Olivia	MF	1/2		1		1	2	1							
11	GRAY Emily	MF	2/4		2	1	3	4	4	1	3	5				
13	FARAM Claire	MF	1/1		1		1	1	1		2					
17	STOTT Ailsa	MF				1	1				1	1	2			
18	MORRILL Sophie	FW				1	1				2					
24	DRYDEN Iona	FW	1/1		1		1	1	1	1	2					
25	CHANDLER Emilie	GK							7	2	2					
Totals			6/10		6	4	10	10	8	18	8	33	9			

Goalies	SV	GA	min
25 CHANDLER Emilie	12	14	70:00
Totals	12	14	70:00

1st Half

MURRAY A 0(35')1 GRAY E
1(30')2 GRAY E
RABIL K 2(28')2
GRIFFIN B 3(24')2
3(21')3 WIMPENNY O
GRIFFIN B 4(18')3
MURRAY A 5(16')3
MURRAY A 6(11')3
6(8')4 DRYDEN I
RABIL K 7(5')4
GRIFFIN B 8(3')4

2nd Half

RABIL K 9(33')4
CARR K 10(32')4
10(26')5 LEHOVSKY K
CUMMINGS T 11(18')5
CUMMINGS T 12(16')5
12(12')6 FARAM C
TUMOLO M 13(8')6
GRIFFIN B 14(3')6

Legend:

11mG/S	11m Goals/Shots	A	Assists	CT	Caused Turnovers	DC	Draw Controls	DF	Defender	FG	Field Goals
FS	Field Shots	FW	Forward	GA	Goals Allowed	GB	Ground Ball	GK	Goalkeeper	SOG	Shots on Goal
MF	Midfielder	No.	Number	P	Points	Pos	Playing Position	RC	Red Card		
SV	Saves	TO	Turnovers	TG	Total Goals	TS	Total Shots	YC	Yellow Card		





Game No: 5

Results

POL 0 vs 23 AUS

Umpires:

WAGER M (USA)
HEINEN R (USA)
HOWES KM (CAN)

RUNNING SCORE

POL - AUS

POL - Poland

Players			FG/FS	11mG/S	TG	A	P	TS	SOG	GB	CT	TO	DC	Penalties		
No.	Name	Pos												YC	YC/RC	RC
23	SKORUPKA Olga	MF										1	2			
24	LAGIEWKA Katarzyna	DF														
25	LISIECKA Anna	DF							1			2				
26	FLSIKOWSKA Ilona	FW							1	1		2				
27	CZARNOTA Karolina	MF														
28	KACPERCZYK Malgorzata	FW		0/1	0			1	1				2			
29	BIALOWAS Karolina	DF														
30	SKWARSKA Klaudia	MF							1			2		1		
31	OGORZALEK Alicja	MF										2				
32	WAWRZYNOW Joanna	FW										1				
33	KOSMALA Agnieszka	FW			0			1	1					1		
34	ZBIKOWSKA Aleksandra	MF														
35	SADOWSKA Kamila	DF														
36	FORYTA katarzyna	DF														
21	NEUMANN Marta	GK								3		3				
Totals				0/1	0			2	2	6	1	13	4			

Goalies	SV	GA	min
21 NEUMANN Marta	6	23	70:00
Totals	6	23	70:00

AUS - Australia

Players			FG/FS	11mG/S	TG	A	P	TS	SOG	GB	CT	TO	DC	Penalties		
No.	Name	Pos												YC	YC/RC	RC
1	BURGESS Abbie	MF	0/2	1/1	1	2	3	3	3	1			4			
2	HOBBS Courtney	MF	3/4		3	1	4	4	3				1	1		
3	LANE Rebecca	FW	3/4		3	2	5	4	4	1	1	1	3			
4	JUSTICE-ALLEN Stella	MF	3/3		3	3	3	3	3	1		2	3			
5	BARNETT Megan	DF	1/1		1		1	1	1	1			1			
6	WELLS Bonnie	FW	2/4		2	1	3	4	2	1	1					
8	YAMADA Sachio	DF	1/2		1	1	2	2	2				1			
9	MOLLISON Sarah	FW	3/4		3	2	5	4	4	2	1					
11	LOWE Sarah	FW	1/1		1	1	2	1	1							
12	KWAS Theadora	MF				1	1						1			
16	HIRON Ashtyn	MF	2/2		2	2	4	2	2	1			2	1		
17	BANYARD Rebecca	DF	1/1		1	1	2	1	1							
18	CLOUGH Verity	DF	1/2		1		1	2	1	1	1		1			
19	VARGA Beth	DF	1/3		1		1	3	2				2			
20	HINKES Elizabeth	GK														
Totals			22/33	1/1	23	14	37	34	29	9	4	8	19			

Goalies	SV	GA	min
20 HINKES Elizabeth	2	0	70:00
Totals	2	0	70:00

1st Half

0(35')1 LANE R
0(32')2 HIRON A
0(29')3 LOWE S
0(28')4 MOLLISON S
0(26')5 WELLS B
0(24')6 JUSTICE-ALLEN S
0(20')7 JUSTICE-ALLEN S
0(18')8 HOBBS C
0(17')9 MOLLISON S
0(14')10LANE R
0(12')11LANE R
0(9')12HIRON A
0(7')13BURGESS A
0(6')14HOBBS C
0(5')15YAMADA S
0(2')16BANYARD R
0(1')17JUSTICE-ALLEN S


2nd Half

0(31')18CLOUGH V
0(27')19BARNETT M
0(20')20WELLS B
0(15')21VARGA B
0(5')22MOLLISON S
0(1')23HOBBS C

Legend:

11mG/S 11m Goals/Shots A Assists CT Caused Turnovers DC Draw Controls DF Defender FG Field Goals
FS Field Shots FW Forward GA Goals Allowed GB Ground Ball GK Goalkeeper RC Red Card SOG Shots on Goal
MF Midfielder No. Number P Points Pos Playing Position YC Yellow Card
SV Saves TO Turnovers TG Total Goals TS Total Shots

Timing and Results provided by TISSOT



Game No: 6

Results

CAN 18 vs 5 JPN

Umpires:

ALTENHAIN AM (GER)
YOKOI Y (JPN)
BROOKS L (CAN)

RUNNING SCORE

CAN - JPN

CAN - Canada

Players			FG/FS	11mG/S	TG	A	P	TS	SOG	GB	CT	TO	DC	Penalties			
No.	Name	Pos												YC	YC/RC	RC	
5	HOCH-BULLEN Quintin	MF	2/2	0/1	2		2	3	2	1			1				
6	MORISSETTE Kaylin	MF	1/2	0/1	1		1	3	2	1		1	12				
7	CHAD Tessa	FW	2/3	0/1	2	1	3	4	4			1					
9	GUY Katie	DF															
10	LLOYD Holly	FW	4/8		4	2	6	8	6			2					
11	EVANS Erica	MF	2/5	1/1	3		3	6	5				1				
12	KINNA Megan	MF	2/2	0/1	2	1	3	3	3	1							
13	SUTTON Lydia	DF				1	1			1	1		1				
14	MILLS Claire	MF	1/1		1	1	2	1	1								
15	BOISONNEAULT Emily	MF								2	1						
22	GAIT Taylor	MF		0/1	0	1	1	1	1	1			3				
25	HOGARTH Avery	DF															
27	DOBBIE Dana	FW	2/5	1/1	3	3	6	6	4			1	2				
35	MERRILL Tory	DF								3	1						
1	DALEY Allison	GK								3	1						
Totals			16/28	2/7	18	10	28	35	28	13	4	5	20				

Goalies	SV	GA	min
1 DALEY Allison	4	5	70:00
Totals	4	5	70:00

JPN - Japan

Players			FG/FS	11mG/S	TG	A	P	TS	SOG	GB	CT	TO	DC	Penalties			
No.	Name	Pos												YC	YC/RC	RC	
5	IWATA Naomi	MF															
6	TAGA Maaya	MF										1	1				
7	TANAKA Nozomi	MF										1					
8	MITO Rie	MF	0/1		0			1				1	2				
9	AOKI Yuka	MF	1/1		1		1	1	1			3					
10	KANETOU Haruna	MF										1					
11	TAKEMURA Kaoru	MF	1/1		1	1	2	1	1	1		3					
12	SATO Kanako	MF									1			1			
14	INOUE Kaho	MF	1/2		1		1	2	2	1		1					
16	SEIGUCHI Saki	FW	0/1	0/1	0			2	2			1					
17	KAGEYAMA Noe	MF	0/1	2/2	2		2	3	3	1		1					
18	IKEDA Rei	MF															
19	KOMINE Sachiko	MF	0/1		0			1				2					
1	TAKAHASHI Miho	GK								2							
2	TAKEMOTO Moyu	GK															
Totals			3/8	2/3	5	1	6	11	9	5	1	18	5				

Goalies	SV	GA	min
1 TAKAHASHI Miho	8	10	35:46
2 TAKEMOTO Moyu	2	8	24:14
Totals	10	18	70:00

1st Half
 EVANS E 1(31)0
 CHAD T 2(30)0
 LLOYD H 3(27)0
 LLOYD H 4(25)0
 DOBBIE D 5(22)0
 KINNA M 6(19)0
 DOBBIE D 7(16)0
7(14)1 KAGEYAMA N
 CHAD T 8(11)1
8(6)2 KAGEYAMA N
 DOBBIE D 9(2)2
 LLOYD H 10(1)2

2nd Half
10(31)3 TAKEMURA K
 MORISSETTE K 11(29)3
 HOCH-BULLEN Q 12(24)3
 EVANS E 13(22)3
 LLOYD H 14(21)3
 EVANS E 15(20)3
 MILLS C 16(18)3
 HOCH-BULLEN Q 17(14)3
 KINNA M 18(9)3
18(8)4 AOKI Y
18(6)5 INOUE K

Legend:	11mG/S 11m Goals/Shots	A Assists	CT Caused Turnovers	DC Draw Controls	DF Defender	FG Field Goals
FS Field Shots	FW Forward	GA Goals Allowed	GB Ground Ball	GK Goalkeeper	RC Red Card	SOG Shots on Goal
MF Midfielder	No. Number	P Points	Pos Playing Position	YC Yellow Card		
SV Saves	TO Turnovers	TG Total Goals	TS Total Shots			



RESULTS BOOK



Life Saving



THE WORLD GAMES
WROCLAW 2017

T+TISSOT
SWISS WATCHES SINCE 1853

RESULTS BOOK

TABLE OF CONTENT

23	Life Saving	1489
23.1	Table of Contents	1490
23.2	Medallists by Event	1494
23.3	Medal Standings	1497
23.4	Men's 50m Manikin Carry	1498
23.4.1	Medallists	1499
23.4.2	Final	1500
23.4.2.1	Results Summary	1500
23.4.3	Heats	1501
23.4.3.1	Results Summary	1501
23.5	Men's 100m Manikin Carry with Fins	1502
23.5.1	Medallists	1503
23.5.2	Final	1504
23.5.2.1	Results Summary	1504
23.5.3	Heats	1505
23.5.3.1	Results Summary	1505
23.6	Men's 100m Manikin Tow with Fins	1506
23.6.1	Medallists	1507
23.6.2	Final	1508
23.6.2.1	Results Summary	1508
23.6.3	Heats	1509
23.6.3.1	Results Summary	1509
23.7	Men's 200m Obstacle Swim	1510
23.7.1	Medallists	1511
23.7.2	Final	1512
23.7.2.1	Results Summary	1512
23.7.3	Heats	1513
23.7.3.1	Results Summary	1513






23.8	Men's 200m Super Lifesaver	1514
23.8.1	Medallists	1515
23.8.2	Final	1516
23.8.2.1	Results Summary	1516
23.8.3	Heats	1517
23.8.3.1	Results Summary	1517
23.9	Men's Team 4x25 Manikin Relay	1518
23.9.1	Medallists	1519
23.9.2	Final	1520
23.9.2.1	Results Summary	1520
23.9.3	Heats	1521
23.9.3.1	Results Summary	1521
23.10	Men's Team 4x50 Obstacle Relay	1523
23.10.1	Medallists	1524
23.10.2	Final	1525
23.10.2.1	Results Summary	1525
23.10.3	Heats	1526
23.10.3.1	Results Summary	1526
23.11	Men's Team 4x50 Medley Relay	1528
23.11.1	Medallists	1529
23.11.2	Final	1530
23.11.2.1	Results Summary	1530
23.11.3	Heats	1531
23.11.3.1	Results Summary	1531
23.12	Women's 50m Manikin Carry	1533
23.12.1	Medallists	1534
23.12.2	Final	1535
23.12.2.1	Results Summary	1535
23.12.3	Heats	1536
23.12.3.1	Results Summary	1536
23.12.3.2	Swim-off	1537
23.12.3.2.1	Results Summary	1537
23.13	Women's 100m Manikin Carry with Fins	1538
23.13.1	Medallists	1539
23.13.2	Final	1540
23.13.2.1	Results Summary	1540
23.13.3	Heats	1541
23.13.3.1	Results Summary	1541
23.14	Women's 100m Manikin Tow with Fins	1542





23.14.1	Medallists	1543
23.14.2	Final	1544
23.14.2.1	Results Summary	1544
23.14.3	Heats	1545
23.14.3.1	Results Summary	1545
23.15	Women's 200m Obstacle Swim	1546
23.15.1	Medallists	1547
23.15.2	Final	1548
23.15.2.1	Results Summary	1548
23.15.3	Heats	1549
23.15.3.1	Results Summary	1549
23.16	Women's 200m Super Lifesaver	1550
23.16.1	Medallists	1551
23.16.2	Final	1552
23.16.2.1	Results Summary	1552
23.16.3	Heats	1553
23.16.3.1	Results Summary	1553
23.17	Women's Team 4x25 Manikin Relay	1554
23.17.1	Medallists	1555
23.17.2	Final	1556
23.17.2.1	Results Summary	1556
23.17.3	Heats	1557
23.17.3.1	Results Summary	1557
23.18	Women's Team 4x50 Obstacle Relay	1559
23.18.1	Medallists	1560
23.18.2	Final	1561
23.18.2.1	Results Summary	1561
23.18.3	Heats	1562
23.18.3.1	Results Summary	1562
23.19	Women's Team 4x50 Medley Relay	1564
23.19.1	Medallists	1565
23.19.2	Final	1566
23.19.2.1	Results Summary	1566
23.19.3	Heats	1567
23.19.3.1	Results Summary	1567





Medallists by Event

As of SAT 22 JUL 2017 at 18:54
AFTER 16 OF 16 EVENTS


Event	Date	Medal	Name	NOC Code
Women's 200m Obstacle	21 JUL 2017	Gold	MESCHIARI Silvia	ITA
		Silver	TCHÓRZ Alicja	POL
		Bronze	FABRE Margaux	FRA
Men's 200m Obstacle	21 JUL 2017	Gold	WOODWARD Bradley	AUS
		Silver	GILARDI Federico	ITA
		Bronze	KENT Steven	NZL
Women's 4x50m Obstacle	21 JUL 2017	Gold	BOUSQUIN Léna FABRE Margaux WEYDERS Justine ROUSSEAU Magalie DULAT Delphine	FRA
		Silver	WOOD Rachel JONES Mariah DAVIES Prue HENDRY Pamela GILLET Chelsea	AUS
		Bronze	BAO Xueyi WU Huimin HU Yifan DAI Xiaodie	CHN
Men's 4x50m Obstacle	21 JUL 2017	Gold	HIRANO Naoya HATANO Keisuke NISHIYAMA Shun ANDO Suguru	JPN
		Silver	KEPA Cezary KOTOWSKI Wojciech MAKOWSKI Bartosz DUBIEL Adam	POL
		Bronze	BADRE Jérémy LACLAUSTRA Florian QUIRIN Gaetan VILACECA Thomas	FRA
Women's 100m Manikin Carry Fins	21 JUL 2017	Gold	HENDRY Pamela	AUS
		Silver	WEYDERS Justine	FRA
		Bronze	VOLPINI Federica	ITA
Men's 100m Manikin Carry Fins	21 JUL 2017	Gold	MUSSO Jacopo	ITA
		Silver	PIRODDI Andrea Vittorio	ITA
		Bronze	LEHR Kevin	GER
Women's 200m Super Lifesaver	21 JUL 2017	Gold	MESCHIARI Silvia	ITA
		Silver	DAVIES Prue	AUS
		Bronze	JONES Mariah	AUS
Men's 200m Super Lifesaver	21 JUL 2017	Gold	SANNA Daniele	ITA
		Silver	GILARDI Federico	ITA
		Bronze	MONTGOMERY Tom	AUS
Women's 50m Manikin Carry	22 JUL 2017	Gold	WU Huimin	CHN
		Silver	JONES Mariah	AUS
		Bronze	LEANZA Cristina	ITA
Men's 50m Manikin Carry	22 JUL 2017	Gold	WIECK Danny	GER
		Silver	PERLING Joshua	GER
		Bronze	WOODWARD Bradley	AUS



Medallists by Event

As of SAT 22 JUL 2017 at 18:54
AFTER 16 OF 16 EVENTS

Event	Date	Medal	Name	NOC Code
Women's 4x25 Manikin Carry	22 JUL 2017	Gold	BOOGAERTS Sofie ROMANINI Aurelie VANBUEL Nele VANDENABEELE Bieke LINDEKENS Stefanie	BEL
		Silver	BAO Xueyi DAI Xiaodie HU Yifan WU Huimin	CHN
		Bronze	BAUER Sophia GEYER Annalena LANGE Kerstin LUSTER Jessica	GER
Men's 4x25m Manikin Carry	22 JUL 2017	Gold	ERTEL Christian LEHR Kevin PERLING Joshua WIECK Danny	GER
		Silver	DUBIEL Adam KEPA Cezary KOTOWSKI Wojciech STANIELEWICZ Bartosz	POL
		Bronze	BLASCO Eduardo CALDERON Sergio CARCIA José Victor PERIANEZ Carlos	ESP
Women's 100m Manikin Tow Fins	22 JUL 2017	Gold	WEYDERS Justine	FRA
		Silver	VOLPINI Federica	ITA
		Bronze	HENDRY Pamela	AUS
Men's 100m Manikin Tow Fins	22 JUL 2017	Gold	MUSSO Jacopo	ITA
		Silver	LEHR Kevin	GER
		Bronze	BELL Samuel	AUS
Women's 4x50 Medley Relay	22 JUL 2017	Gold	BAUER Sophia KRÖHLER Alena LANGE Kerstin LUSTER Jessica	GER
		Silver	DAVIES Prue GILLET Chelsea HENDRY Pamela JONES Mariah WOOD Rachel	AUS
		Bronze	FASZCZEWSKA Karolina KOSSAKOWSKA Dominika NOCON Anna TCHÓRZ Alicja	POL



Medallists by Event

As of SAT 22 JUL 2017 at 18:54
AFTER 16 OF 16 EVENTS

Event	Date	Medal	Name	NOC Code
Men's 4x50 Medley Relay	22 JUL 2017	Gold	GILARDI Federico MUSSO Jacopo PIRODDI Andrea Vittorio SANNA Daniele BARTOLO Sacha Andrea	ITA
		Silver	BELL Samuel DAVIS Matthew SMITH Jake WOODWARD Bradley	AUS
		Bronze	ERTEL Christian LEHR Kevin MALKOWSKI Jan WIECK Danny	GER



Medal Standings

As of SAT 22 JUL 2017 at 18:54
AFTER 16 OF 16 EVENTS

Rank	NOC	Men				Women				Total				Rank by Total
		G	S	B	Tot	G	S	B	Tot	G	S	B	Tot	
1	ITA - Italy	4	3		7	2	1	2	5	6	4	2	12	=1
2	GER - Germany	2	2	2	6	1		1	2	3	2	3	8	3
3	AUS - Australia	1	1	3	5	1	4	2	7	2	5	5	12	=1
4	FRA - France			1	1	2	1	1	4	2	1	2	5	4
5	CHN - People's Republic of China					1	1	1	3	1	1	1	3	6
6	BEL - Belgium					1			1	1			1	=7
6	JPN - Japan	1			1					1			1	=7
8	POL - Poland		2		2		1	1	2		3	1	4	5
9	ESP - Spain			1	1							1	1	=7
9	NZL - New Zealand			1	1							1	1	=7
	Total:	8	8	8	24	8	8	8	24	16	16	16	48	

Legend:

= Equal sign indicates that two or more NOCs share the same rank by total


Tot Total

G Gold

S Silver

B Bronze

Official Timekeeping by TISSOT

Timing and Results provided by  TISSOT

RESULTS BOOK



Life Saving Men's 50m Manikin Carry



THE WORLD GAMES
WROCLAW 2017

T+TISSOT
SWISS WATCHES SINCE 1853



Medallists

Medal	Name	NOC
Gold	WIECK Danny	GER - Germany
Silver	PERLING Joshua	GER - Germany
Bronze	WOODWARD Bradley	AUS - Australia



Results - Final

EVENT NUMBER 10

Record	Name	NOC Code	Location	Date
WR	27.27 WIECK Danny	GER	Wroclaw (POL)	22 JUL 2017
WG	27.27 WIECK Danny	GER	Wroclaw (POL)	22 JUL 2017

Rank	Lane	Name	NOC	R.T.	Time	Time Behind
1	4	WIECK Danny	GER	0.68	28.49	
2	5	PERLING Joshua	GER	0.69	29.17	0.68
3	6	WOODWARD Bradley	AUS	0.72	29.62	1.13
4	2	BARTOLO Sacha Andrea	ITA	0.68	29.82	1.33
5	1	KENT Steven	NZL	0.64	29.85	1.36
6	7	SANNA Daniele	ITA	0.73	30.00	1.51
7	8	KOTOWSKI Wojciech	POL	0.63	30.26	1.77
8	3	BLASCO Eduardo	ESP	0.68	30.43	1.94

Legend:

R.T. Reaction Time

WG World Games Record

WR World Record

Official Timekeeping by TISSOT

Timing and Results provided by  TISSOT



Results Summary

EVENT NUMBER 10

	Record	Name	NOC Code	Location	Date
WR	27.80	WIECK Danny	GER	Paderborn (GER)	28 MAY 2017
WG	29.43	COSTAMAGNA Stefano	ITA	Cali (COL)	27 JUL 2013

Rank	Heat	Lane	Name	Date of Birth	NOC	R.T.	Time	Time Behind	
1	3	4	WIECK Danny	6 NOV 1991	GER	0.69	27.27		QWR
2	2	4	PERLING Joshua	6 SEP 1996	GER	0.68	29.11	1.84	Q
3	1	5	BLASCO Eduardo	12 AUG 1994	ESP	0.65	29.41	2.14	Q
4	2	2	WOODWARD Bradley	5 JUL 1998	AUS	0.72	29.48	2.21	Q
5	1	4	BARTOLO Sacha Andrea	9 DEC 1994	ITA	0.66	29.71	2.44	Q
6	3	5	SANNA Daniele	17 JAN 1989	ITA	0.71	30.16	2.89	Q
7	2	6	KENT Steven	3 JAN 1988	NZL	0.67	30.19	2.92	Q
8	3	6	KOTOWSKI Wojciech	6 MAY 1994	POL	0.63	30.30	3.03	Q
9	2	3	DAVIS Matthew	6 APR 1996	AUS	0.70	30.31	3.04	R
10	3	3	LACLAUSTRA Florian	24 DEC 1988	FRA	0.70	30.49	3.22	R
11	3	2	CEUSTERS Joni	31 JAN 1997	BEL	0.64	31.25	3.98	
12	2	5	VILACECA Thomas	6 APR 1990	FRA	0.63	31.28	4.01	
13	1	2	HATANO Keisuke	1 MAR 1995	JPN	0.62	31.47	4.20	
14	3	1	ROMANINI Pierre-Yves	13 APR 1985	BEL	0.69	31.54	4.27	
15	2	7	MAKOWSKI Bartosz	2 JAN 1996	POL	0.69	31.68	4.41	
16	1	6	PERIANEZ Carlos	30 APR 1993	ESP	0.72	31.74	4.47	
17	1	3	HIRANO Naoya	16 JAN 1986	JPN	0.63	32.29	5.02	
18	3	7	HALES Jacob	5 JUL 1999	NZL	0.65	32.96	5.69	
	1	7	ZHU Zihao	5 JAN 1997	CHN	0.78	DSQ		
	2	1	NIU Yujie	14 MAY 1993	CHN	0.73	DSQ		

Legend:

R.T. Reaction Time

WG World Games Record

WR World Record

Official Timekeeping by TISSOT

Timing and Results provided by  TISSOT

RESULTS BOOK



Life Saving Men's 100m Manikin Carry with Fins



THE WORLD GAMES
WROCLAW 2017

T+TISSOT
SWISS WATCHES SINCE 1853



Medallists

REVISED
22 JUL 9:41

Medal	Name	NOC
Gold	MUSSO Jacopo	ITA - Italy
Silver	PIRODDI Andrea Vittorio	ITA - Italy
Bronze	LEHR Kevin	GER - Germany

Updated following succesfull appeal by the competitor.

Official Timekeeping by TISSOT

Timing and Results provided by  **TISSOT**



Results - Final

REVISED
22 JUL 9:47

EVENT NUMBER 6

	Record	Split	Name	NOC	Location	Date
WR	45.09		BONANNI Francesco	ITA	Riccione (ITA)	5 FEB 2017
WG	45.60		MALKOWSKI Jan	GER	Wroclaw (POL)	21 JUL 2017

Rank	Lane	Name	NOC	R.T.	50m	Time	Time Behind
1	7	MUSSO Jacopo	ITA	0.75		45.40 45.40	WG
2	5	PIRODDI Andrea Vittorio	ITA	0.80	(0)	45.62 45.62	0.22
3	6	LEHR Kevin	GER	0.68		46.25 46.25	0.85
4	4	MALKOWSKI Jan	GER	0.76		46.30 46.30	0.90
5	3	BELL Samuel	AUS	0.76		46.44 46.44	1.04
6	2	KENT Steven	NZL	0.79		46.63 46.63	1.23
7	1	CATALA Francisco Javier	ESP	0.84		47.20 47.20	1.80
8	8	THOS Antoine	FRA	0.69		47.34 47.34	1.94

Legend:

R.T. Reaction Time

WG World Games Record

WR World Record

Updated following successful appeal by the competitor.

Official Timekeeping by TISSOT

Timing and Results provided by  TISSOT



Results Summary

EVENT NUMBER 6

	Record	Split	Name	NOC	Location	Date
WR	45.09		BONANNI Francesco	ITA	Riccione (ITA)	5 FEB 2017
WG	47.59		BONANNI Francesco	ITA	Cali (COL)	26 JUL 2013

Rank	Heat	Lane	Name	Date of Birth	NOC	R.T.	50m	Time	Time Behind
1	3	4	MALKOWSKI Jan	23 MAR 1993	GER	0.81		45.60	WG
								45.60	Q
2	2	4	PIRODDI Andrea Vittorio	1 MAR 1992	ITA	0.75		45.87	0.27 Q
								45.87	
3	3	3	BELL Samuel	29 APR 1992	AUS	0.83		46.65	1.05 Q
								46.65	
4	2	5	LEHR Kevin	21 JUN 1991	GER	0.73		46.72	1.12 Q
								46.72	
5	3	5	KENT Steven	3 JAN 1988	NZL	0.73		47.01	1.41 Q
								47.01	
6	1	4	MUSSO Jacopo	4 MAY 1993	ITA	0.70		47.16	1.56 Q
								47.16	
7	1	6	CATALA Francisco Javier	26 JUL 1989	ESP	0.88		47.20	1.60 Q
								47.20	
8	1	3	THOS Antoine	23 JAN 1992	FRA	0.70		47.21	1.61 Q
								47.21	
9	1	5	NISHIYAMA Shun	25 JUL 1988	JPN	0.84		47.26	1.66 R
								47.26	
10	2	6	DAVIS Matthew	6 APR 1996	AUS	0.77		47.85	2.25 ?
								47.85	
10	3	2	KEPA Cezary	27 AUG 1996	POL	0.71		47.85	2.25 ?
								47.85	
12	2	2	HATANO Keisuke	1 MAR 1995	JPN	0.72		48.43	2.83
								48.43	
13	3	6	CALDERON Sergio	20 DEC 1994	ESP	0.88		48.48	2.88
								48.48	
14	1	2	HALES Jacob	5 JUL 1999	NZL	0.72		49.13	3.53
								49.13	
15	2	3	QUIRIN Gaetan	6 JAN 1993	FRA	0.85		49.94	4.34
								49.94	
16	2	7	CEUSTERS Joni	31 JAN 1997	BEL	0.78		50.93	5.33
								50.93	
17	1	7	BOLKMANS Lenz	8 DEC 1993	BEL	0.81		51.58	5.98
								51.58	
18	3	1	MAKOWSKI Bartosz	2 JAN 1996	POL	0.90		52.09	6.49
								52.09	
19	2	1	ZHAO Xuanming	21 JAN 1995	CHN	0.90		56.77	11.17
								56.77	
20	3	7	NIU Yujie	14 MAY 1993	CHN	0.78		59.13	13.53
								59.13	

Legend:

R.T. Reaction Time

WG World Games Record

WR World Record

Official Timekeeping by TISSOT

Timing and Results provided by  TISSOT

RESULTS BOOK



Life Saving Men's 100m Manikin Tow with Fins



THE WORLD GAMES
WROCLAW 2017

T+TISSOT
SWISS WATCHES SINCE 1853



Medallists

Medal	Name	NOC
Gold	MUSSO Jacopo	ITA - Italy
Silver	LEHR Kevin	GER - Germany
Bronze	BELL Samuel	AUS - Australia



Results - Final

EVENT NUMBER 14

	Record	Split	Name	NOC	Location	Date
WR	49.61		MUSSO Jacopo	ITA	Riccione (ITA)	11 JUN 2017
WG	50.74		HASSEMEIER Marcel	GER	Cali (COL)	27 JUL 2013

Rank	Lane	Name	NOC	R.T.	50m	Time	Time Behind
1	6	MUSSO Jacopo	ITA	0.73	(1) 19.48	49.02 29.54	WR
2	5	LEHR Kevin	GER	0.79	(3) 19.69	49.74 30.05	0.72
3	7	BELL Samuel	AUS	0.83	(4) 19.80	51.27 31.47	2.25
4	2	KENT Steven	NZL	0.77	(6) 20.61	51.87 31.26	2.85
5	8	MALKOWSKI Jan	GER	0.83	(2) 19.62	52.11 32.49	3.09
6	1	KEPA Cezary	POL	0.77	(8) 22.32	57.38 35.06	8.36
	3	THOS Antoine	FRA	0.76	(5) 20.52	DSQ	
	4	CATALA Francisco Javier	ESP	0.96	(7) 21.16	DSQ	

Legend:

R.T. Reaction Time

WG World Games Record

WR World Record

Official Timekeeping by TISSOT

Timing and Results provided by  **TISSOT**



Results Summary

REVISED
22 JUL 12:33

EVENT NUMBER 14

	Record	Split	Name	NOC	Location	Date
WR	49.61		MUSSO Jacopo	ITA	Riccione (ITA)	11 JUN 2017
WG	50.74		HASSEMEIER Marcel	GER	Cali (COL)	27 JUL 2013

Rank	Heat	Lane	Name	Date of Birth	NOC	R.T.	50m	Time	Time Behind
1	2	3	CATALA Francisco Javier	26 JUL 1989	ESP	0.94	20.81	50.76 29.95	Q
2	2	4	LEHR Kevin	21 JUN 1991	GER	0.80	19.54	50.82 31.28	0.06 Q
3	3	5	THOS Antoine	23 JAN 1992	FRA	0.85	20.80	51.76 30.96	1.00 Q
4	3	4	MUSSO Jacopo	4 MAY 1993	ITA	0.73	20.01	51.83 31.82	1.07 Q
5	4	4	KENT Steven	3 JAN 1988	NZL	0.75	19.90	52.28 32.38	1.52 Q
6	1	3	BELL Samuel	29 APR 1992	AUS	0.92	20.54	53.41 32.87	2.65 Q
7	2	2	KEPA Cezary	27 AUG 1996	POL	0.72	21.33	53.48 32.15	2.72 Q
8	3	3	MALKOWSKI Jan	23 MAR 1993	GER	0.83	20.25	53.73 33.48	2.97 Q
9	1	5	NISHIYAMA Shun	25 JUL 1988	JPN	0.80	21.28	54.18 32.90	3.42 R
10	1	2	TREMBATH Andrew	30 NOV 1996	NZL	0.71	21.57	54.54 32.97	3.78 ?
10	3	6	CALDERON Sergio	20 DEC 1994	ESP	0.91	22.64	54.54 31.90	3.78 ?
12	1	7	STANIELEWICZ Bartosz	19 JAN 1994	POL	0.75	22.15	56.16 34.01	5.40
13	1	6	DAVIS Matthew	6 APR 1996	AUS	0.83	21.97	56.22 34.25	5.46
14	2	7	BOLKMANS Lenz	8 DEC 1993	BEL	0.81	22.97	56.51 33.54	5.75
15	3	7	UENO Ryo	29 DEC 1995	JPN	0.74	22.74	56.52 33.78	5.76
16	3	2	CEUSTERS Joni	31 JAN 1997	BEL	0.75	23.22	56.67 33.45	5.91
17	3	1	ZHAO Xuanming	21 JAN 1995	CHN	0.98	22.98	58.50 35.52	7.74
18	2	1	LIU Ziqian	20 SEP 1997	CHN	0.95	23.90	59.70 35.80	8.94
19	1	4	GILARDI Federico	27 AUG 1991	ITA	0.86	21.09	1:03.13 42.04	12.37
	2	6	QUIRIN Gaetan	6 JAN 1993	FRA	0.87	21.76	DSQ	

Legend:

R.T. Reaction Time

WG World Games Record

WR World Record

Updated DSQ

Official Timekeeping by TISSOT

Timing and Results provided by  TISSOT

RESULTS BOOK



Life Saving Men's 200m Obstacle Swim



THE WORLD GAMES
WROCLAW 2017

T+TISSOT
SWISS WATCHES SINCE 1853



Medallists

Medal	Name	NOC
Gold	WOODWARD Bradley	AUS - Australia
Silver	GILARDI Federico	ITA - Italy
Bronze	KENT Steven	NZL - New Zealand



Results - Final

EVENT NUMBER 2

	Record	Splits	Name	NOC Code	Location	Date
WR	1:53.33		KENT Steven	NZL	Montpellier (FRA)	17 SEP 2014
WG	1:55.01		ZHENG En-Jian	CHN	Kaohsiung (TPE)	23 JUL 2009

Rank	Lane	Name	NOC	R.T.	50m	100m	150m	Time	Time Behind
1	4	WOODWARD Bradley	AUS	0.74	(2) 26.98	(2) 56.31 29.33	(1) 1:26.12 29.81	1:55.03 28.91	
2	3	GILARDI Federico	ITA	0.72	(6) 27.47	(4) 57.16 29.69	(3) 1:26.35 29.19	1:55.08 28.73	0.05
3	5	KENT Steven	NZL	0.65	(1) 26.80	(1) 56.11 29.31	(2) 1:26.25 30.14	1:55.21 28.96	0.18
4	6	BARTOLO Sacha Andrea	ITA	0.68	(3) 27.25	(3) 57.02 29.77	(4) 1:27.50 30.48	1:57.99 30.49	2.96
5	2	DUBIEL Adam	POL	0.71	(7) 27.58	(6) 57.66 30.08	(5) 1:28.20 30.54	1:59.16 30.96	4.13
6	1	TREMBATH Andrew	NZL	0.66	(8) 27.76	(7) 57.95 30.19	(6) 1:28.80 30.85	1:59.67 30.87	4.64
7	7	ANDO Suguru	JPN	0.66	(4) 27.36	(5) 57.59 30.23	(7) 1:28.97 31.38	1:59.81 30.84	4.78
8	8	VILACECA Thomas	FRA	0.64	(5) 27.43	(8) 57.97 30.54	(8) 1:30.93 32.96	2:06.52 35.59	11.49

Legend:

R.T. Reaction Time

WG World Games Record

WR World Record

Official Timekeeping by TISSOT

Timing and Results provided by  TISSOT



Results Summary

EVENT NUMBER 2

	Record	Splits	Name	NOC Code	Location	Date
WR	1:53.33		KENT Steven	NZL	Montpellier (FRA)	17 SEP 2014
WG	1:55.01		ZHENG En-Jian	CHN	Kaohsiung (TPE)	23 JUL 2009

Rank	Heat	Lane	Name	Date of Birth	NOC	R.T.	50m	100m	150m	Time	Time Behind
1	2	5	WOODWARD Bradley	5 JUL 1998	AUS	0.73	27.14	56.82	1:26.54	1:56.49	Q
2	3	4	KENT Steven	3 JAN 1988	NZL	0.66	26.98	56.80	1:27.07	1:56.95	0.46 Q
3	1	4	GILARDI Federico	27 AUG 1991	ITA	0.74	27.65	57.66	1:27.70	1:57.55	1.06 Q
4	3	5	BARTOLO Sacha Andrea	9 DEC 1994	ITA	0.74	27.29	56.92	1:27.40	1:57.75	1.26 Q
5	1	5	DUBIEL Adam	12 DEC 1993	POL	0.68	27.58	57.87	1:28.48	1:58.60	2.11 Q
6	3	3	ANDO Suguru	31 MAY 1991	JPN	0.65	27.45	57.32	1:28.11	1:58.75	2.26 Q
7	1	3	TREMBATH Andrew	30 NOV 1996	NZL	0.67	27.64	57.89	1:28.41	1:59.06	2.57 Q
8	2	4	VILACECA Thomas	6 APR 1990	FRA	0.65	27.55	57.69	1:28.61	1:59.21	2.72 Q
9	2	2	SMITH Jake	8 OCT 1997	AUS	0.78	27.72	58.69	1:29.70	1:59.39	2.90 R
10	1	6	HIRANO Naoya	16 JAN 1986	JPN	0.69	27.86	58.54	1:29.28	2:00.55	4.06 R
11	2	3	LIN Junhong	14 FEB 1996	CHN	0.73	27.98	58.42	1:29.58	2:01.62	5.13
12	1	2	STANIELEWICZ Bartosz	19 JAN 1994	POL	0.78	27.90	58.31	1:30.04	2:01.84	5.35
13	3	6	WIECK Danny	6 NOV 1991	GER	0.71	27.64	58.58	1:30.42	2:02.97	6.48
14	2	6	BLASCO Eduardo	12 AUG 1994	ESP	0.68	27.95	58.37	1:30.28	2:03.50	7.01
15	3	2	BADRE Jérémy	24 JUL 1990	FRA	0.71	28.61	1:00.62	1:33.16	2:04.62	8.13
16	3	1	LIU Ziqian	20 SEP 1997	CHN	0.74	28.88	1:00.13	1:32.78	2:04.75	8.26
17	1	7	BAELUS Wouter	23 SEP 1987	BEL	0.73	29.22	1:01.82	1:35.76	2:10.26	13.77
18	3	7	PERLING Joshua	6 SEP 1996	GER	0.69	29.56	1:02.79	1:37.68	2:12.42	15.93
19	2	7	CARCIA José Victor	23 FEB 1988	ESP	0.78	30.01	1:03.09	1:38.08	2:13.52	17.03
20	2	1	MONTALD Raf	17 JAN 2000	BEL	0.67	29.60	1:04.85	1:47.39	2:34.46	37.97

Legend:

R.T. Reaction Time

WG World Games Record

WR World Record

Official Timekeeping by TISSOT

Timing and Results provided by  TISSOT

RESULTS BOOK



Life Saving Men's 200m Super Lifesaver



THE WORLD GAMES
WROCLAW 2017

T+TISSOT
SWISS WATCHES SINCE 1853



Medallists

Medal	Name	NOC
Gold	SANNA Daniele	ITA - Italy
Silver	GILARDI Federico	ITA - Italy
Bronze	MONTGOMERY Tom	AUS - Australia



Results - Final

EVENT NUMBER 8

	Record	Splits	Name	NOC Code	Location	Date
WR	2:04.33		GILARDI Federico	ITA	Milano (ITA)	23 APR 2017
WG	2:08.99		HASSEMEIER Marcel	GER	Cali (COL)	26 JUL 2013

Rank	Lane	Name	NOC	R.T.	50m	100m	150m	Time	Time Behind
1	5	SANNA Daniele	ITA	0.74	(4) 26.58	(1) 1:01.20 34.62	(1) 1:31.82 30.62	2:05.79 33.97	WG
2	4	GILARDI Federico	ITA	0.69	(8) 27.16	(5) 1:03.70 36.54	(2) 1:33.79 30.09	2:07.67 33.88	1.88
3	3	MONTGOMERY Tom	AUS	0.70	(1) 26.40	(4) 1:02.82 36.42	(3) 1:35.56 32.74	2:10.51 34.95	4.72
4	6	PERLING Joshua	GER	0.71	(6) 26.75	(3) 1:02.60 35.85	(4) 1:35.86 33.26	2:10.96 35.10	5.17
5	2	DUBIEL Adam	POL	0.69	(2) 26.42	(2) 1:02.50 36.08	(5) 1:36.10 33.60	2:11.54 35.44	5.75
6	1	VILACECA Thomas	FRA	0.63	(7) 26.80	(7) 1:04.76 37.96	(6) 1:38.25 33.49	2:13.75 35.50	7.96
7	7	BELL Samuel	AUS	0.71	(5) 26.69	(6) 1:04.48 37.79	(7) 1:38.73 34.25	2:14.47 35.74	8.68
8	8	SIMPSON Adam	NZL	0.67	(3) 26.56	(8) 1:05.36 38.80	(8) 1:40.19 34.83	2:19.49 39.30	13.70

Legend:

R.T. Reaction Time

WG World Games Record

WR World Record

Official Timekeeping by TISSOT

Timing and Results provided by  **TISSOT**



Results Summary

EVENT NUMBER 8

	Record	Splits	Name	NOC Code	Location	Date
WR	2:04.33		GILARDI Federico	ITA	Milano (ITA)	23 APR 2017
WG	2:08.99		HASSEMEIER Marcel	GER	Cali (COL)	26 JUL 2013

Rank	Heat	Lane	Name	Date of Birth	NOC	R.T.	50m	100m	150m	Time	Time Behind
1	3	4	GILARDI Federico	27 AUG 1991	ITA	0.69	26.90	1:02.89 35.99	1:34.22 31.33	2:09.09	Q
2	2	4	SANNA Daniele	17 JAN 1989	ITA	0.81	26.63	1:01.96 35.33	1:34.37 32.41	2:09.24	0.15 Q
3	3	3	MONTGOMERY Tom	25 JUN 1998	AUS	0.69	26.65	1:03.48 36.83	1:35.05 31.57	2:10.08	0.99 Q
4	3	5	PERLING Joshua	6 SEP 1996	GER	0.71	26.60	1:02.47 35.87	1:35.52 33.05	2:10.60	1.51 Q
5	1	3	DUBIEL Adam	12 DEC 1993	POL	0.69	26.91	1:02.63 35.72	1:35.62 32.99	2:10.92	1.83 Q
6	1	5	BELL Samuel	29 APR 1992	AUS	0.70	26.83	1:03.67 36.84	1:36.45 32.78	2:11.55	2.46 Q
7	1	4	VILACECA Thomas	6 APR 1990	FRA	0.65	27.11	1:04.39 37.28	1:37.45 33.06	2:12.17	3.08 Q
8	2	2	SIMPSON Adam	22 JUL 1992	NZL	0.66	26.56	1:04.56 38.00	1:37.18 32.62	2:13.10	4.01 Q
9	2	7	TREMBATH Andrew	30 NOV 1996	NZL	0.64	27.37	1:04.63 37.26	1:37.75 33.12	2:13.17	4.08 R
10	2	5	ERTEL Christian	18 SEP 1990	GER	0.64	26.28		1:37.51 1:37.51	2:14.48	5.39 R
11	1	6	UENO Ryo	29 DEC 1995	JPN	0.70	27.10	1:05.42 38.32	1:38.77 33.35	2:15.01	5.92
12	3	2	BAELUS Wouter	23 SEP 1987	BEL	0.70	26.80	1:04.51 37.71	1:37.47 32.96	2:15.64	6.55
13	2	6	ANDO Suguru	31 MAY 1991	JPN	0.62	26.78	1:03.99 37.21	1:39.28 35.29	2:16.18	7.09
14	2	3	CARCIA José Victor	23 FEB 1988	ESP	0.79	27.87	1:06.00 38.13	1:40.19 34.19	2:18.81	9.72
15	3	6	PERIANEZ Carlos	30 APR 1993	ESP	0.70	28.80	1:06.12 37.32	1:39.73 33.61	2:19.85	10.76
16	1	7	LIN Junhong	14 FEB 1996	CHN	0.73	28.16	1:06.79 38.63	1:41.95 35.16	2:20.38	11.29
17	1	2	LACLAUSTRA Florian	24 DEC 1988	FRA	0.73	27.40	1:04.63 37.23	1:37.72 33.09	2:21.85	12.76
18	2	1	STANIELEWICZ Bartosz	19 JAN 1994	POL	0.69	26.52	1:05.04 38.52	1:44.29 39.25	2:24.28	15.19
19	3	1	BOLKMANS Lenz	8 DEC 1993	BEL	0.71	27.68	1:09.49 41.81	1:44.57 35.08	2:24.41	15.32
	3	7	NIU Yujie	14 MAY 1993	CHN	0.75	27.34	1:05.05 37.71	1:39.06 34.01	DSQ	

Legend:

R.T. Reaction Time

WG World Games Record

WR World Record

RESULTS BOOK



Life Saving Men's Team 4x25 Manikin Relay



THE WORLD GAMES
WROCLAW 2017

T+TISSOT
SWISS WATCHES SINCE 1853



Medallists

Medal	NOC	Name
Gold	GER - Germany	ERTEL Christian LEHR Kevin PERLING Joshua WIECK Danny
Silver	POL - Poland	DUBIEL Adam KEPA Cezary KOTOWSKI Wojciech STANIELEWICZ Bartosz
Bronze	ESP - Spain	BLASCO Eduardo CALDERON Sergio CARCIA José Victor PERIANEZ Carlos



Results Summary

EVENT NUMBER 12

	Record	Splits	NOC (Relay)	Location	Date
WR	1:04.64		Germany	Wroclaw (POL)	22 JUL 2017
WG	1:04.64		Germany	Wroclaw (POL)	22 JUL 2017

Rank	Heat	Lane	NOC / Name	Time	Time Behind
1	1	4	Germany ERTEL Christian LEHR Kevin PERLING Joshua WIECK Danny	1:04.04	WR
2	1	5	Poland DUBIEL Adam KEPA Cezary KOTOWSKI Wojciech STANIELEWICZ Bartosz	1:06.53	2.49
3	1	7	Spain BLASCO Eduardo CALDERON Sergio CARCIA José Victor PERIANEZ Carlos	1:07.30	3.26
4	1	6	Australia BELL Samuel DAVIS Matthew MONTGOMERY Tom WOODWARD Bradley	1:08.16	4.12
5	1	8	People's Republic. LIN Junhong LIU Ziqian NIU Yujie ZHU Zihao	1:08.63	4.59
6	1	3	Italy BARTOLO Sacha Andrea GILARDI Federico MUSSO Jacopo SANNA Daniele	1:08.70	4.66
7	1	2	Belgium BAELUS Wouter BOLKMANS Lenz CEUSTERS Joni ROMANINI Pierre-Yves	1:09.36	5.32
8	1	1	France THOS Antoine LACLAUSTRA Florian QUIRIN Gaetan VILACECA Thomas	1:10.80	6.76

Legend:

R.T. Reaction Time

WG World Games Record

WR World Record

Official Timekeeping by TISSOT

Timing and Results provided by  TISSOT



Results Summary

EVENT NUMBER 12

	Record	Splits	NOC (Relay)	Location	Date
WR	1:04.73		Germany		
WG	1:09.93		Germany		

Rank	Heat	Lane	NOC / Name	Time	Time Behind
1	2	4	Germany ERTEL Christian PERLING Joshua LEHR Kevin WIECK Danny	1:04.64	WR Q
2	1	4	Poland KOTOWSKI Wojciech KEPA Cezary STANIELEWICZ Bartosz DUBIEL Adam	1:06.54	1.90 Q
3	2	5	Italy GILARDI Federico BAROLO Sacha Andrea MUSSO Jacopo SANNA Daniele	1:08.66	4.02 Q
4	1	5	Australia DAVIS Matthew WOODWARD Bradley SMITH Jake BELL Samuel	1:08.76	4.12 Q
5	2	3	Belgium CEUSTERS Joni ROMANINI Pierre-Yves BAELUS Wouter BOLKMANS Lenz	1:08.97	4.33 Q
6	1	2	Spain BLASCO Eduardo CALDERON Sergio PERIANEZ Carlos CARCIA José Victor	1:09.42	4.78 Q
7	1	3	France LACLAUSTRA Florian VILACECA Thomas QUIRIN Gaetan BADRE Jérémy	1:09.88	5.24 Q
8	2	6	People's Republic. NIU Yujie ZHU Zihao LIN Junhong LIU Ziqian	1:11.02	6.38 Q
9	2	2	New Zealand KENT Steven TREMBATH Andrew WILLIAMS Oscar HALES Jacob	1:11.08	6.44 R



Results Summary

EVENT NUMBER 12

Rank	Heat	Lane	NOC / Name	Time	Time Behind
10	1	6	Japan UENO Ryo ANDO Suguru NISHIYAMA Shun HATANO Keisuke	1:11.80	7.16 R

Legend:

R.T. Reaction Time

WG World Games Record

WR World Record

Official Timekeeping by TISSOT

Timing and Results provided by  **TISSOT**

RESULTS BOOK



Life Saving Men's Team 4x50 Obstacle Relay



THE WORLD GAMES
WROCLAW 2017

T+TISSOT
SWISS WATCHES SINCE 1853



Medallists

Medal	NOC	Name
Gold	JPN - Japan	HIRANO Naoya HATANO Keisuke NISHIYAMA Shun ANDO Suguru
Silver	POL - Poland	KEPA Cezary KOTOWSKI Wojciech MAKOWSKI Bartosz DUBIEL Adam
Bronze	FRA - France	BADRE Jérémy LACLAUSTRA Florian QUIRIN Gaetan VILACECA Thomas



Results Summary

EVENT NUMBER 4

Record	Splits				NOC (Relay)	Location	Date
WR	1:37.06				New Zealand		
WG	1:37.77	24.75	48.86	1:13.30	Poland	Wroclaw (POL)	21 JUL 2017

Rank	Heat	Lane	NOC / Name	R.T.	50m	Time	Time Behind
1	1	3	Japan			1:36.62	WR
			HIRANO Naoya	0.63	23.67	23.67	
			HATANO Keisuke	0.09	24.32	47.99	
			NISHIYAMA Shun	0.36	24.43	1:12.42	
			ANDO Suguru	0.07	24.20	1:36.62	
2	1	4	Poland			1:36.91	0.29
			KEPA Cezary	0.74	24.53	24.53	
			KOTOWSKI Wojciech	0.16	23.71	48.24	
			MAKOWSKI Bartosz	0.40	24.29	1:12.53	
			DUBIEL Adam	0.16	24.38	1:36.91	
3	1	2	France			1:37.96	1.34
			BADRE Jérémy	0.67	24.72	24.72	
			LACLAUSTRA Florian	0.24	24.60	49.32	
			QUIRIN Gaetan	0.13	24.17	1:13.49	
			VILACECA Thomas	0.23	24.47	1:37.96	
4	1	6	Australia			1:38.64	2.02
			DAVIS Matthew	0.71	24.77	24.77	
			WOODWARD Bradley	0.15	24.70	49.47	
			BELL Samuel	0.35	25.10	1:14.57	
			MONTGOMERY Tom	0.41	24.07	1:38.64	
5	1	5	Germany			1:39.24	2.62
			ERTEL Christian	0.64	24.96	24.96	
			WIECK Danny	0.16	23.78	48.74	
			LEHR Kevin	0.16	25.73	1:14.47	
			PERLING Joshua	0.06	24.77	1:39.24	
6	1	7	Italy			1:39.33	2.71
			MUSSO Jacopo	0.69	24.94	24.94	
			BARTOLO Sacha Andrea	0.05	25.43	50.37	
			SANNA Daniele	0.35	24.69	1:15.06	
			GILARDI Federico	0.26	24.27	1:39.33	
7	1	8	Belgium			1:42.61	5.99
			CEUSTERS Joni	0.63	25.45	25.45	
			ROMANINI Pierre-Yves	0.05	25.99	51.44	
			BOLKMANS Lenz	0.11	26.14	1:17.58	
			BAELUS Wouter	0.38	25.03	1:42.61	
8	1	1	New Zealand			1:43.51	6.89
			SIMPSON Adam	0.64	24.60	24.60	
			TREMBATH Andrew	0.22	25.63	50.23	
			WILLIAMS Oscar	0.06	26.55	1:16.78	
			HALES Jacob	0.24	26.73	1:43.51	

Legend:

R.T. Reaction Time

WG World Games Record

WR World Record

Official Timekeeping by TISSOT

Timing and Results provided by  TISSOT



Results Summary

EVENT NUMBER 4

	Record	Splits	NOC (Relay)	Location	Date
WR	1:37.06		New Zealand		
WG	1:38.35		Germany		

Rank	Heat	Lane	NOC / Name	R.T.	50m	Time	Time Behind
1	2	2	Poland			1:37.77	WG
			KEPA Cezary	0.78	24.75	24.75	Q
			KOTOWSKI Wojciech	0.21	24.11	48.86	
			MAKOWSKI Bartosz	0.36	24.44	1:13.30	
			DUBIEL Adam	0.11	24.47	1:37.77	
2	1	2	Germany			1:39.39	1.62 Q
			ERTEL Christian	0.68	24.70	24.70	
			WIECK Danny	0.27	23.93	48.63	
			LEHR Kevin	0.34	25.67	1:14.30	
			PERLING Joshua	0.21	25.09	1:39.39	
3	2	5	Japan			1:40.00	2.23 Q
			HIRANO Naoya	0.65	24.14	24.14	
			HATANO Keisuke	0.33	25.05	49.19	
			NISHIYAMA Shun	0.28	24.37	1:13.56	
			ANDO Suguru	0.44	26.44	1:40.00	
4	1	5	Australia			1:40.13	2.36 Q
			DAVIS Matthew	0.75	24.91	24.91	
			WOODWARD Bradley	0.26	24.53	49.44	
			BELL Samuel	0.60	26.37	1:15.81	
			MONTGOMERY Tom	0.27	24.32	1:40.13	
5	1	4	France			1:41.32	3.55 Q
			BADRE Jérémy	0.67	25.43	25.43	
			QUIRIN Gaetan	0.25	24.66	50.09	
			VILACECA Thomas	0.38	25.50	1:15.59	
			LACLAUSTRA Florian	0.24	25.73	1:41.32	
6	2	3	Italy			1:41.47	3.70 Q
			MUSSO Jacopo	0.76	25.40	25.40	
			BARTOLO Sacha Andrea	0.10	25.40	50.80	
			SANNA Daniele	0.36	25.48	1:16.28	
			GILARDI Federico	0.14	25.19	1:41.47	
7	1	3	New Zealand			1:42.68	4.91 Q
			SIMPSON Adam	0.62	24.88	24.88	
			TREMBATH Andrew	0.20	25.00	49.88	
			WILLIAMS Oscar	0.11	26.08	1:15.96	
			HALES Jacob	0.37	26.72	1:42.68	
8	1	6	Belgium			1:43.21	5.44 Q
			CEUSTERS Joni	0.63	25.39	25.39	
			ROMANINI Pierre-Yves	0.20	26.26	51.65	
			BOLKMANS Lenz	0.36	26.70	1:18.35	
			BAELUS Wouter	0.28	24.86	1:43.21	
9	2	6	Spain			1:43.66	5.89 R
			BLASCO Eduardo	0.63	25.60	25.60	
			PERIANEZ Carlos	0.19	26.13	51.73	
			CALDERON Sergio	0.06	25.90	1:17.63	
			CATALA Francisco Javier	0.09	26.03	1:43.66	



Results Summary

EVENT NUMBER 4

Rank	Heat	Lane	NOC / Name	R.T.	50m	Time	Time Behind
10	2	4	People's Republic.			1:44.15	6.38 R
			LIN Junhong	0.74	26.66	26.66	
			NIU Yujie	0.10	25.93	52.59	
			ZHAO Xuanming	0.41	26.19	1:18.78	
			ZHU Zihao	0.39	25.37	1:44.15	

Legend:

R.T. Reaction Time

WG World Games Record

WR World Record

Official Timekeeping by TISSOT

Timing and Results provided by  **TISSOT**

RESULTS BOOK



Life Saving Men's Team 4x50 Medley Relay



THE WORLD GAMES
WROCLAW 2017

T+TISSOT
SWISS WATCHES SINCE 1853



Medallists

Medal	NOC	Name
Gold	ITA - Italy	GILARDI Federico MUSSO Jacopo PIRODDI Andrea Vittorio SANNA Daniele BARTOLO Sacha Andrea
Silver	AUS - Australia	BELL Samuel DAVIS Matthew SMITH Jake WOODWARD Bradley
Bronze	GER - Germany	ERTEL Christian LEHR Kevin MALKOWSKI Jan WIECK Danny



Results Summary

EVENT NUMBER 16

Record	Splits				NOC (Relay)	Location	Date
WR	1:26.75				Germany		
WG	1:28.59	23.55	39.16	41.88	Germany	Wroclaw (POL)	22 JUL 2017

Rank	Heat	Lane	NOC / Name	R.T.	50m	Time	Time Behind
1	1	7	Italy			1:27.85	WG
			GILARDI Federico	0.67	23.40	23.40	
			MUSSO Jacopo	0.14	15.61	39.01	
			PIRODDI Andrea Vittorio	0.18	11.03	50.04	
			SANNA Daniele		37.81	1:27.85	
2	1	3	Australia			1:28.05	0.20
			BELL Samuel	0.68	23.02	23.02	
			DAVIS Matthew	0.26	15.59	38.61	
			SMITH Jake	0.33	23.78	1:02.39	
			WOODWARD Bradley		25.66	1:28.05	
3	1	4	Germany			1:28.59	0.74
			ERTEL Christian	0.63	23.47	23.47	
			LEHR Kevin	-0.06	15.16	38.63	
			MALKOWSKI Jan	0.35	14.71	53.34	
			WIECK Danny		35.25	1:28.59	
4	1	6	Poland			1:29.13	1.28
			DUBIEL Adam	0.72	23.44	23.44	
			KEPA Cezary	0.20	16.18	39.62	
			KOTOWSKI Wojciech	0.16	15.15	54.77	
			MAKOWSKI Bartosz		34.36	1:29.13	
5	1	2	France			1:30.12	2.27
			BADRE Jérémy	0.66	23.02	23.02	
			QUIRIN Gaetan	0.15			
			THOS Antoine		36.14	36.14	
			LACLAUSTRA Florian		53.98	1:30.12	
6	1	1	Spain			1:32.49	4.64
			BLASCO Eduardo	0.68	23.88	23.88	
			CALDERON Sergio	0.03			
			CATALA Francisco Javier		37.76	37.76	
			PERIANEZ Carlos		54.73	1:32.49	
7	1	5	Japan			1:33.19	5.34
			ANDO Suguru	0.64	23.48	23.48	
			HATANO Keisuke	0.06	15.94	39.42	
			NISHIYAMA Shun	0.11	2.60	42.02	
			NISHIYAMA Shun		51.17	1:33.19	
8	1	8	New Zealand			1:33.76	5.91
			HALES Jacob	0.64	24.13	24.13	
			SIMPSON Adam	0.13	17.91	42.04	
			TREMBATH Andrew	0.30	-1.05	40.99	
			WILLIAMS Oscar		52.77	1:33.76	

Legend:

R.T. Reaction Time

WG World Games Record

WR World Record

Official Timekeeping by TISSOT

Timing and Results provided by  TISSOT



Results Summary

REVISED
22 JUL 12:02

EVENT NUMBER 16

	Record	Splits	NOC (Relay)	Location	Date
WR	1:26.75		Germany		
WG	1:29.04		France		

Rank	Heat	Lane	NOC / Name	R.T.	50m	Time	Time Behind
1	2	5	Germany			1:28.59	WG
			ERTEL Christian	0.64	23.55	23.55	Q
			MALKOWSKI Jan	0.18	15.61	39.16	
			WIECK Danny	0.13	2.72	41.88	
			LEHR Kevin		46.71	1:28.59	
2	1	4	Japan			1:29.86	1.27 Q
			HIRANO Naoya	0.65	23.61	23.61	
			HATANO Keisuke	0.11	16.10	39.71	
			ANDO Suguru	0.47			
			NISHIYAMA Shun		1:29.86	1:29.86	
3	1	3	Australia			1:30.30	1.71 Q
			DAVIS Matthew	0.71	23.24	23.24	
			SMITH Jake	0.32	15.50	38.74	
			WOODWARD Bradley	0.29			
			BELL Samuel		1:30.30	1:30.30	
4	2	3	Poland			1:30.31	1.72 Q
			MAKOWSKI Bartosz	0.71	23.92	23.92	
			KEPA Cezary	0.17	18.38	42.30	
			KOTOWSKI Wojciech		21.66	1:03.96	
			DUBIEL Adam		26.35	1:30.31	
5	2	4	France			1:30.62	2.03 Q
			BADRE Jérémy	0.68	23.24	23.24	
			THOS Antoine	0.26			
			QUIRIN Gaetan				
			VILACECA Thomas		26.81	1:30.62	
6	1	5	Italy			1:30.89	2.30 Q
			BARTOLO Sacha Andrea	0.72	23.87	23.87	
			PIRODDI Andrea Vittorio	-0.00	16.09	39.96	
			GILARDI Federico	0.33			
			MUSSO Jacopo		1:30.89	1:30.89	
7	2	2	Spain			1:33.41	4.82 Q
			BLASCO Eduardo	0.66	24.04	24.04	
			CATALA Francisco Javier	0.15			
			PERIANEZ Carlos		38.52	38.52	
			CALDERON Sergio		54.89	1:33.41	
8	2	6	New Zealand			1:33.54	4.95 Q
			SIMPSON Adam	0.65	24.20	24.20	
			TREMBATH Andrew	0.26	17.75	41.95	
			WILLIAMS Oscar	0.45	16.46	58.41	
			HALES Jacob		35.13	1:33.54	
9	1	6	Belgium			1:33.94	5.35 R
			CEUSTERS Joni	0.70	23.73	23.73	
			ROMANINI Pierre-Yves	0.12	18.25	41.98	
			BOLKMANS Lenz	0.19			
			BAELUS Wouter		1:33.94	1:33.94	



Results Summary

REVISED
 22 JUL 12:02

EVENT NUMBER 16

Rank	Heat	Lane	NOC / Name	R.T.	50m	Time	Time Behind
10	1	2	People's Republic.			1:37.00	8.41 R
			ZHU Zihao	0.80	25.37	25.37	
			ZHAO Xuanming	0.66	19.88	45.25	
			LIN Junhong	0.29	-6.88	38.37	
			LIU Ziqian		58.63	1:37.00	

Legend:
 R.T. Reaction Time **WG** World Games Record **WR** World Record

France is no longer disqualified.

Official Timekeeping by **TISSOT**

Timing and Results provided by **TISSOT**

RESULTS BOOK



Life Saving Women's 50m Manikin Carry



THE WORLD GAMES
WROCLAW 2017

T+TISSOT
SWISS WATCHES SINCE 1853



Medallists

Medal	Name	NOC
Gold	WU Huimin	CHN - People's Republic of China
Silver	JONES Mariah	AUS - Australia
Bronze	LEANZA Cristina	ITA - Italy



Results - Final

EVENT NUMBER 9

Record	Name	NOC Code	Location	Date
WR	32.79 QUILTER Laura	NZL	Gold Coast (AUS)	6 AUG 2016
WG	35.44 JONES Mariah	AUS	Wroclaw (POL)	22 JUL 2017

Rank	Lane	Name	NOC	R.T.	Time	Time Behind
1	6	WU Huimin	CHN	0.72	34.97	WG
2	4	JONES Mariah	AUS	0.74	35.61	0.64
3	7	LEANZA Cristina	ITA	0.73	36.29	1.32
4	3	HOWE Samantha	AUS	0.71	36.59	1.62
5	8	MITSUI Yurika	JPN	0.68	36.74	1.77
6	2	LANGE Kerstin	GER	0.69	36.78	1.81
7	1	VANDENABEELE Bieke	BEL	0.68	38.79	3.82
	5	FABRE Margaux	FRA	0.71	DSQ	

Legend:

R.T. Reaction Time

WG World Games Record

WR World Record

Official Timekeeping by TISSOT

Timing and Results provided by  **TISSOT**



Results Summary

REVISED
22 JUL 12:23

EVENT NUMBER 9

	Record	Name	NOC Code	Location	Date
WR	32.79	QUILTER Laura	NZL	Gold Coast (AUS)	6 AUG 2016
WG	35.78	PRELLE Elena	ITA	Diusburg (GER)	21 JUL 2005

Rank	Heat	Lane	Name	Date of Birth	NOC	R.T.	Time	Time Behind	
1	3	3	JONES Mariah	22 JUL 1993	AUS	0.74	35.44		QWG
2	3	4	FABRE Margaux	2 OCT 1992	FRA	0.67	35.49	0.05	Q
3	2	3	HOWE Samantha	1 JAN 1999	AUS	0.71	35.60	0.16	Q
4	2	4	WU Huimin	16 JAN 1998	CHN	0.68	35.86	0.42	Q
5	3	5	LANGE Kerstin	21 AUG 1990	GER	0.68	35.97	0.53	Q
6	1	5	LEANZA Cristina	25 APR 1988	ITA	0.72	36.20	0.76	Q
7	1	3	VANDENABEELE Bieke	19 SEP 1984	BEL	0.69	36.45	1.01	Q
8	2	2	MITSUI Yurika	7 MAR 1992	JPN	0.67	36.79	1.35	Q
8	3	2	NIGRIS Serena	18 APR 1999	ITA	0.70	36.79	1.35	R
10	2	5	GEYER Annalena	13 OCT 1997	GER	0.67	36.82	1.38	R
11	2	6	DAI Xiaodie	24 SEP 1996	CHN	0.79	36.89	1.45	
12	2	7	ROMANINI Aurelie	7 MAR 1987	BEL	0.68	37.01	1.57	
13	1	4	ROUSSEAU Magalie	10 MAR 1988	FRA	0.72	37.06	1.62	
14	1	2	DOYLE Carina	6 NOV 1993	NZL	0.70	37.14	1.70	
15	3	6	GARCIA Antia	16 NOV 1998	ESP	0.71	37.66	2.22	
16	3	7	PAYOLA Nuria	3 OCT 1999	ESP	0.74	38.05	2.61	
17	1	7	FASZCZEWSKA Karolina	6 JAN 1999	POL	0.69	38.72	3.28	
17	2	1	WRÓBEL Julia	6 JAN 2001	POL	0.73	38.72	3.28	
19	3	1	CORRIN Olivia	6 DEC 2000	NZL	0.75	39.71	4.27	
	1	6	YAMAMOTO Yukiko	11 NOV 1986	JPN	0.75	DSQ		

Legend:

R.T. Reaction Time

WG World Games Record

WR World Record

Official Timekeeping by TISSOT

Timing and Results provided by  TISSOT



Results - Swim-off

EVENT NUMBER 9

Record	Name	NOC Code	Location	Date
WR	32.79 QUILTER Laura	NZL	Gold Coast (AUS)	6 AUG 2016
WG	35.44 JONES Mariah	AUS	Wroclaw (POL)	22 JUL 2017

Rank	Lane	Name	NOC	R.T.	Time	Time Behind
1	4	MITSUI Yurika	JPN	0.65	36.67	
2	5	NIGRIS Serena	ITA	0.72	37.23	0.56

Legend:

R.T. Reaction Time

WG World Games Record

WR World Record

Official Timekeeping by TISSOT

Timing and Results provided by  **TISSOT**

RESULTS BOOK



Life Saving Women's 100m Manikin Carry with Fins



THE WORLD GAMES
WROCLAW 2017

T+TISSOT
SWISS WATCHES SINCE 1853



Medallists

Medal	Name	NOC
Gold	HENDRY Pamela	AUS - Australia
Silver	WEYDERS Justine	FRA - France
Bronze	VOLPINI Federica	ITA - Italy



Results - Final

EVENT NUMBER 5

	Record	Split	Name	NOC	Location	Date
WR	51.44		ROUSSEAU Magalie	FRA	Montpellier (FRA)	18 SEP 2014
WG	52.71		WEYDERS Justine	FRA	Wroclaw (POL)	21 JUL 2017

Rank	Lane	Name	NOC	R.T.	50m	Time	Time Behind
1	3	HENDRY Pamela	AUS	0.85		52.72 52.72	
2	4	WEYDERS Justine	FRA	0.78		52.93 52.93	0.21
3	5	VOLPINI Federica	ITA	0.76		53.48 53.48	0.76
4	6	TCHÓRZ Alicja	POL	0.84		54.00 54.00	1.28
5	7	GARCIA Antia	ESP	0.82		54.01 54.01	1.29
6	2	ROUSSEAU Magalie	FRA	0.81		54.08 54.08	1.36
7	1	PEAT Natalie	NZL	0.83		54.49 54.49	1.77
8	8	BAUER Sophia	GER	0.85		56.37 56.37	3.65

Legend:

R.T. Reaction Time

WG World Games Record

WR World Record

Official Timekeeping by TISSOT

Timing and Results provided by  **TISSOT**



Results Summary

EVENT NUMBER 5

	Record	Split	Name	NOC	Location	Date
WR	51.44		ROUSSEAU Magalie	FRA	Montpellier (FRA)	18 SEP 2014
WG	56.59		MOZZANICA Marta	ITA	Cali (COL)	26 JUL 2013

Rank	Heat	Lane	Name	Date of Birth	NOC	R.T.	50m	Time	Time Behind
1	3	5	WEYDERS Justine	5 AUG 1990	FRA	0.78		52.71	WG Q
2	1	4	VOLPINI Federica	15 FEB 1993	ITA	0.84		53.72 53.72	1.01 Q
3	2	4	HENDRY Pamela	26 JUL 1991	AUS	0.87		54.11 54.11	1.40 Q
4	1	6	TCHÓRZ Alicja	13 AUG 1992	POL	0.79		54.29 54.29	1.58 Q
5	2	6	ROUSSEAU Magalie	10 MAR 1988	FRA	0.81		54.38 54.38	1.67 Q
6	3	4	GARCIA Antia	16 NOV 1998	ESP	0.80		54.43 54.43	1.72 Q
7	1	5	PEAT Natalie	14 OCT 1994	NZL	0.81		54.54 54.54	1.83 Q
8	2	5	BAUER Sophia	20 AUG 1995	GER	0.77		54.76 54.76	2.05 Q
9	3	3	HOWE Samantha	1 JAN 1999	AUS	1.23		55.34 55.34	2.63 R
10	2	3	GEYER Annalena	13 OCT 1997	GER	0.74		55.79 55.79	3.08 R
11	2	2	MIZUMA Nami	20 FEB 1990	JPN	0.90		56.97 56.97	4.26
12	1	2	HU Yifan	14 JUN 1997	CHN	0.97		57.21 57.21	4.50
13	3	6	COSTA Isabel	23 JAN 1995	ESP	0.83		57.70 57.70	4.99
14	3	2	YAMAMOTO Yukiko	11 NOV 1986	JPN	0.77		57.89 57.89	5.18
15	1	3	PRANZO Laura	18 DEC 1995	ITA	1.02		58.12 58.12	5.41
16	3	7	DRINNAN Ella	18 JUL 1999	NZL	0.90		58.55 58.55	5.84
17	3	1	FASZCZEWSKA Karolina	6 JAN 1999	POL	0.69		1:01.27 1:01.27	8.56
18	1	7	VANBUEL Nele	12 SEP 1985	BEL	0.87		1:05.93 1:05.93	13.22
19	2	1	LI Yongxin	26 APR 1994	CHN	0.76		1:07.87 1:07.87	15.16
	2	7	ROMANINI Aurelie	7 MAR 1987	BEL	0.77		DSQ	

Legend:

R.T. Reaction Time

WG World Games Record

WR World Record

Official Timekeeping by TISSOT

Timing and Results provided by  TISSOT

RESULTS BOOK



Life Saving

Women's 100m Manikin Tow with Fins



THE WORLD GAMES
WROCLAW 2017

T+TISSOT
SWISS WATCHES SINCE 1853



Medallists

Medal	Name	NOC
Gold	WEYDERS Justine	FRA - France
Silver	VOLPINI Federica	ITA - Italy
Bronze	HENDRY Pamela	AUS - Australia



Results - Final

EVENT NUMBER 13

	Record	Split	Name	NOC	Location	Date
WR	57.35		WEYDERS Justine	FRA	Milano (ITA)	30 APR 2017
WG	58.97	23.78	WEYDERS Justine	FRA	Wroclaw (POL)	22 JUL 2017

Rank	Lane	Name	NOC	R.T.	50m	Time	Time Behind
1	4	WEYDERS Justine	FRA	0.76	(1) 23.44	57.18 33.74	WR
2	5	VOLPINI Federica	ITA	0.78	(2) 24.06	57.94 33.88	0.76
3	8	HENDRY Pamela	AUS	0.89	(8) 25.51	1:00.29 34.78	3.11
4	6	DAVIES Prue	AUS	0.75	(5) 24.71	1:00.40 35.69	3.22
5	1	PRANZO Laura	ITA	1.00	(4) 24.65	1:01.45 36.80	4.27
6	2	COSTA Isabel	ESP	0.81	(3) 24.44	1:01.54 37.10	4.36
7	3	PEAT Natalie	NZL	0.80	(7) 25.12	1:01.74 36.62	4.56
8	7	KRÖHLER Alena	GER	0.76	(6) 24.90	1:01.90 37.00	4.72

Legend:

R.T. Reaction Time

WG World Games Record

WR World Record

Official Timekeeping by TISSOT

Timing and Results provided by  **TISSOT**



Results Summary

EVENT NUMBER 13

	Record	Split	Name	NOC	Location	Date
WR	57.35		WEYDERS Justine	FRA	Milano (ITA)	30 APR 2017
WG	59.68		WEYDERS Justine	FRA	Cali (COL)	27 JUL 2013

Rank	Heat	Lane	Name	Date of Birth	NOC	R.T.	50m	Time	Time Behind
1	3	4	WEYDERS Justine	5 AUG 1990	FRA	0.74	23.78	58.97 35.19	WG Q
2	1	4	VOLPINI Federica	15 FEB 1993	ITA	0.80		59.84 59.84	0.87 Q
3	3	5	PEAT Natalie	14 OCT 1994	NZL	0.79	25.51	1:01.33 35.82	2.36 Q
4	2	3	DAVIES Prue	29 JUL 1997	AUS	0.79	25.15	1:01.35 36.20	2.38 Q
5	1	3	COSTA Isabel	23 JAN 1995	ESP	0.87	24.37	1:01.92 37.55	2.95 Q
6	2	6	KRÖHLER Alena	26 JAN 1990	GER	0.74	24.56	1:02.11 37.55	3.14 Q
7	2	4	PRANZO Laura	18 DEC 1995	ITA	0.98	24.38	1:03.01 38.63	4.04 Q
8	1	5	HENDRY Pamela	26 JUL 1991	AUS	0.91	26.25	1:03.04 36.79	4.07 Q
9	1	6	KIDD Madison	28 MAR 1997	NZL	0.78	25.61	1:03.13 37.52	4.16 R
10	3	2	BAUER Sophia	20 AUG 1995	GER	0.76	25.36	1:03.19 37.83	4.22 R
11	3	6	VANBUJEL Nele	12 SEP 1985	BEL	0.82	26.24	1:03.38 37.14	4.41
12	1	2	NOCON Anna	19 DEC 1997	POL	0.83	25.55	1:03.71 38.16	4.74
13	1	7	BOOGAERTS Sofie	1 FEB 1995	BEL	0.84	26.70	1:04.66 37.96	5.69
14	2	7	LI Yongxin	26 APR 1994	CHN	0.79	26.04	1:05.18 39.14	6.21
15	2	2	MIZUMA Nami	20 FEB 1990	JPN	0.88	25.51	1:05.46 39.95	6.49
16	3	7	YAMAMOTO Yukiko	11 NOV 1986	JPN	0.79	26.69	1:10.08 43.39	11.11
17	3	1	HU Yifan	14 JUN 1997	CHN	1.04	27.44	1:10.95 43.51	11.98
18	2	1	KOSSAKOWSKA Dominika	30 JAN 2001	POL	0.70	26.51	1:11.13 44.62	12.16
	3	3	ROUSSEAU Magalie	10 MAR 1988	FRA			DNS	
	2	5	VALENCIANO Andrea	29 MAR 1995	ESP	0.80	24.18	DSQ	

Legend:

R.T. Reaction Time

WG World Games Record

WR World Record

Official Timekeeping by TISSOT

Timing and Results provided by  TISSOT

RESULTS BOOK



Life Saving

Women's 200m Obstacle Swim



THE WORLD GAMES
WROCLAW 2017

T+TISSOT
SWISS WATCHES SINCE 1853



Medallists

Medal	Name	NOC
Gold	MESCHIARI Silvia	ITA - Italy
Silver	TCHÓRZ Alicja	POL - Poland
Bronze	FABRE Margaux	FRA - France



Results - Final

EVENT NUMBER 1

	Record	Splits	Name	NOC Code	Location	Date
WR	2:01.88		LU Ying	CHN	Kaohsiung (TPE)	23 JUL 2009
WG	2:01.88		LU Ying	CHN	Kaohsiung (TPE)	23 JUL 2009

Rank	Lane	Name	NOC	R.T.	50m	100m	150m	Time	Time Behind
1	4	MESCHIARI Silvia	ITA	0.78	(2) 29.82	(2) 1:01.77 31.95	(2) 1:34.15 32.38	2:05.89 31.74	
2	5	TCHÓRZ Alicja	POL	0.69	(1) 29.09	(1) 1:01.14 32.05	(1) 1:33.87 32.73	2:06.41 32.54	0.52
3	3	FABRE Margaux	FRA	0.67	(3) 30.02	(3) 1:02.66 32.64	(4) 1:36.54 33.88	2:09.66 33.12	3.77
4	6	NIGRIS Serena	ITA	0.74	(4) 30.27	(4) 1:03.10 32.83	(3) 1:36.36 33.26	2:09.67 33.31	3.78
5	2	WOOD Rachel	AUS	0.75	(6) 30.44	(5) 1:03.58 33.14	(5) 1:37.28 33.70	2:10.82 33.54	4.93
6	7	DOYLE Carina	NZL	0.74	(5) 30.42	(6) 1:03.68 33.26	(6) 1:37.49 33.81	2:11.35 33.86	5.46
7	1	DAI Xiaodie	CHN	0.70	(7) 30.66	(7) 1:04.56 33.90	(7) 1:38.82 34.26	2:13.04 34.22	7.15
8	8	KOSSAKOWSKA Dominika	POL	0.66	(8) 31.12	(8) 1:04.92 33.80	(8) 1:39.46 34.54	2:13.67 34.21	7.78

Legend:

R.T. Reaction Time

WG World Games Record

WR World Record

Official Timekeeping by TISSOT

Timing and Results provided by  TISSOT



Results Summary

EVENT NUMBER 1

	Record	Splits	Name	NOC Code	Location	Date
WR	2:01.88		LU Ying	CHN	Kaohsiung (TPE)	23 JUL 2009
WG	2:01.88		LU Ying	CHN	Kaohsiung (TPE)	23 JUL 2009

Rank	Heat	Lane	Name	Date of Birth	NOC	R.T.	50m	100m	150m	Time	Time Behind
1	2	4	MESCHIARI Silvia	3 FEB 1992	ITA	0.81	29.51	1:01.85 32.34	1:35.37 33.52	2:08.27 32.90	Q
2	2	5	TCHÓRZ Alicja	13 AUG 1992	POL	0.69	29.25	1:02.09 32.84	1:35.29 33.20	2:09.16 33.87	0.89 Q
3	3	4	FABRE Margaux	2 OCT 1992	FRA	0.71	29.78	1:02.58 32.80	1:36.28 33.70	2:10.24 33.96	1.97 Q
4	1	4	NIGRIS Serena	18 APR 1999	ITA	0.74	30.46	1:03.65 33.19	1:37.13 33.48	2:10.38 33.25	2.11 Q
5	1	5	WOOD Rachel	4 JAN 1999	AUS	0.74	30.45	1:03.33 32.88	1:37.11 33.78	2:10.64 33.53	2.37 Q
6	3	2	DOYLE Carina	6 NOV 1993	NZL	0.75	30.88	1:04.13 33.25	1:38.75 34.62	2:12.07 33.32	3.80 Q
7	3	5	DAI Xiaodie	24 SEP 1996	CHN	0.76	30.84	1:04.62 33.78	1:39.16 34.54	2:12.23 33.07	3.96 Q
8	3	7	KOSSAKOWSKA Dominika	30 JAN 2001	POL	0.67	31.12	1:05.26 34.14	1:39.58 34.32	2:13.21 33.63	4.94 Q
9	1	6	LUSTER Jessica	21 OCT 1990	GER	0.79	30.62	1:03.97 33.35	1:38.25 34.28	2:13.36 35.11	5.09 R
10	3	3	BAO Xueyi	10 APR 1996	CHN	0.84	30.20	1:03.83 33.63	1:38.65 34.82	2:13.95 35.30	5.68 R
11	2	6	CORRIN Olivia	6 DEC 2000	NZL	0.77	30.70	1:04.71 34.01	1:40.01 35.30	2:14.35 34.34	6.08
12	2	7	PAYOLA Nuria	3 OCT 1999	ESP	0.78	31.08	1:04.71 33.63	1:39.65 34.94	2:14.77 35.12	6.50
13	2	2	DULAT Delphine	7 JUN 1993	FRA	0.67	31.23	1:05.49 34.26	1:40.93 35.44	2:16.45 35.52	8.18
14	1	2	NARUSAWA Yuka	25 OCT 1996	JPN	0.79	31.73	1:06.54 34.81	1:42.11 35.57	2:17.25 35.14	8.98
15	3	6	NUNEZ Maria	22 SEP 1996	ESP	0.73	32.47	1:07.31 34.84	1:42.67 35.36	2:17.55 34.88	9.28
16	2	3	HOWE Samantha	1 JAN 1999	AUS	0.77	30.77	1:05.31 34.54	1:41.75 36.44	2:17.72 35.97	9.45
17	1	7	KURIMA Chisato	17 JAN 1991	JPN	0.81	32.38	1:07.71 35.33	1:43.41 35.70	2:19.10 35.69	10.83
18	1	3	LANGE Kerstin	21 AUG 1990	GER	0.73	31.55	1:06.47 34.92	1:42.92 36.45	2:19.88 36.96	11.61
19	3	1	ROMANINI Aurelie	7 MAR 1987	BEL	0.67	31.41	1:06.34 34.93	1:44.02 37.68	2:22.52 38.50	14.25
20	2	1	LINDEKENS Stefanie	10 JUN 1997	BEL	0.71	32.30	1:08.23 35.93	1:46.44 38.21	2:24.10 37.66	15.83

Legend:

R.T. Reaction Time

WG World Games Record

WR World Record

Official Timekeeping by TISSOT

Timing and Results provided by  TISSOT

RESULTS BOOK



Life Saving Women's 200m Super Lifesaver



THE WORLD GAMES
WROCLAW 2017

T+TISSOT
SWISS WATCHES SINCE 1853



Medallists

REVISED
21 JUL 20:55

Medal	Name	NOC
Gold	MESCHIARI Silvia	ITA - Italy
Silver	DAVIES Prue	AUS - Australia
Bronze	JONES Mariah	AUS - Australia



Results - Final

REVISED
21 JUL 20:54

EVENT NUMBER 7

	Record	Splits			Name	NOC Code	Location	Date
WR	2:21.90				MESCHIARI Silvia	ITA	Rome (ITA)	12 JUL 2017
WG	2:27.03	29.57	1:11.11	1:45.93	DAVIES Prue	AUS	Wroclaw (POL)	21 JUL 2017

Rank	Lane	Name	NOC	R.T.	50m	100m	150m	Time	Time Behind
1	6	MESCHIARI Silvia	ITA	0.81	(2) 28.73	(4) 1:11.71	(1) 1:44.82	2:22.57	WG
						42.98	33.11	37.75	
2	4	DAVIES Prue	AUS	0.68	(3) 28.89	(2) 1:10.28	(2) 1:45.90	2:24.95	2.38
						41.39	35.62	39.05	
3	1	JONES Mariah	AUS	0.80	(5) 29.93	(5) 1:12.50	(5) 1:49.46	2:29.26	6.69
						42.57	36.96	39.80	
4	5	FABRE Margaux	FRA	0.71	(1) 27.99	(1) 1:09.87	(4) 1:48.55	2:31.99	9.42
						41.88	38.68	43.44	
5	7	PEAT Natalie	NZL	0.73	(6) 30.14	(7) 1:14.82	(6) 1:51.31	2:32.08	9.51
						44.68	36.49	40.77	
6	3	ROUSSEAU Magalie	FRA	0.74	(7) 30.35	(6) 1:13.70	(8) 1:54.16	2:38.43	15.86
						43.35	40.46	44.27	
	2	DOYLE Carina	NZL	0.75	(4) 29.47	(3) 1:11.46	(3) 1:47.81	DSQ	
						41.99	36.35		
	8	VALENCIANO Andrea	ESP	0.71	(8) 31.97	(8) 1:18.41	(7) 1:54.13	DSQ	
						46.44	35.72		

Legend:

R.T. Reaction Time

WG World Games Record

WR World Record

Official Timekeeping by TISSOT

Timing and Results provided by  TISSOT



Results Summary

EVENT NUMBER 7

	Record	Splits	Name	NOC Code	Location	Date
WR	2:21.90		MESCHIARI Silvia	ITA	Rome (ITA)	12 JUL 2017
WG	2:28.09		ROUSSEAU Magalie	FRA	Cali (COL)	26 JUL 2013

Rank	Heat	Lane	Name	Date of Birth	NOC	R.T.	50m	100m	150m	Time	Time Behind
1	3	5	DAVIES Prue	29 JUL 1997	AUS	0.72	29.57	1:11.11 41.54	1:45.93 34.82	2:27.03 41.10	WG Q
2	1	4	FABRE Margaux	2 OCT 1992	FRA	0.71	28.11	1:10.05 41.94	1:46.70 36.65	2:27.06 40.36	0.03 Q
3	3	4	ROUSSEAU Magalie	10 MAR 1988	FRA	0.73	30.37	1:12.75 42.38	1:46.51 33.76	2:27.10 40.59	0.07 Q
4	2	4	MESCHIARI Silvia	3 FEB 1992	ITA	0.80	29.59	1:11.28 41.69	1:47.15 35.87	2:27.62 40.47	0.59 Q
5	3	3	DOYLE Carina	6 NOV 1993	NZL	0.75	29.45	1:11.99 42.54	1:48.31 36.32	2:27.87 39.56	0.84 Q
6	2	3	PEAT Natalie	14 OCT 1994	NZL	0.76	30.26	1:13.46 43.20	1:49.92 36.46	2:28.80 38.88	1.77 Q
7	2	5	JONES Mariah	22 JUL 1993	AUS	0.78	29.89	1:12.35 42.46	1:49.09 36.74	2:31.17 42.08	4.14 Q
8	2	2	VALENCIANO Andrea	29 MAR 1995	ESP	0.75	31.76	1:16.30 44.54	1:50.84 34.54	2:31.84 41.00	4.81 Q
9	1	5	LUSTER Jessica	21 OCT 1990	GER	0.72	29.12	1:13.49 44.37	1:49.62 36.13	2:32.01 42.39	4.98 R
10	1	3	NIGRIS Serena	18 APR 1999	ITA	0.73	29.78	1:12.35 42.57	1:49.54 37.19	2:34.14 44.60	7.11 R
11	1	6	DAI Xiaodie	24 SEP 1996	CHN	0.71	30.07	1:12.31 42.24	1:49.40 37.09	2:35.38 45.98	8.35
12	2	6	KRÖHLER Alena	26 JAN 1990	GER	0.79	29.89	1:15.77 45.88	1:52.76 36.99	2:35.64 42.88	8.61
13	3	6	MITSUI Yurika	7 MAR 1992	JPN	0.68	30.94	1:14.59 43.65	1:52.44 37.85	2:35.87 43.43	8.84
14	1	2	BAO Xueyi	10 APR 1996	CHN	0.82	29.74	1:12.28 42.54	1:50.29 38.01	2:37.47 47.18	10.44
15	3	2	COSTA Isabel	23 JAN 1995	ESP	0.78	31.55	1:19.48 47.93	1:55.68 36.20	2:38.16 42.48	11.13
16	2	7	BOOGAERTS Sofie	1 FEB 1995	BEL	0.80	31.34	1:18.64 47.30	1:56.91 38.27	2:38.63 41.72	11.60
17	3	7	VANBUEL Nele	12 SEP 1985	BEL	0.83	32.93	1:20.90 47.97	1:58.69 37.79	2:39.27 40.58	12.24
18	3	1	NOCON Anna	19 DEC 1997	POL	0.79	32.02	1:19.18 47.16	1:58.21 39.03	2:40.07 41.86	13.04
19	1	7	NARUSAWA Yuka	25 OCT 1996	JPN	0.72	31.09	1:17.51 46.42	1:54.86 37.35	2:40.73 45.87	13.70
20	2	1	WRÓBEL Julia	6 JAN 2001	POL	0.74	30.90	1:19.34 48.44	2:06.06 46.72	2:57.43 51.37	30.40

Legend:

R.T. Reaction Time

WG World Games Record

WR World Record

Official Timekeeping by TISSOT

Timing and Results provided by  TISSOT

RESULTS BOOK



Life Saving Women's Team 4x25 Manikin Relay



THE WORLD GAMES
WROCLAW 2017

T+TISSOT
SWISS WATCHES SINCE 1853



Medallists

Medal	NOC	Name
Gold	BEL - Belgium	BOOGAERTS Sofie ROMANINI Aurelie VANBUEL Nele VANDENABEELE Bieke LINDEKENS Stefanie
Silver	CHN - People's Republic of China	BAO Xueyi DAI Xiaodie HU Yifan WU Huimin
Bronze	GER - Germany	BAUER Sophia GEYER Annalena LANGE Kerstin LUSTER Jessica



Results Summary

EVENT NUMBER 11

	Record	Splits	NOC (Relay)	Location	Date
WR	1:19.98		Germany		
WG	1:21.48		Belgium	Wroclaw (POL)	22 JUL 2017

Rank	Heat	Lane	NOC / Name	Time	Time Behind
1	1	4	Belgium BOOGAERTS Sofie ROMANINI Aurelie VANBUEL Nele VANDENABEELE Bieke	1:19.69	WR
2	1	7	People's Republic. BAO Xueyi DAI Xiaodie HU Yifan WU Huimin	1:20.01	0.32
3	1	5	Germany BAUER Sophia GEYER Annalena LANGE Kerstin LUSTER Jessica	1:20.76	1.07
4	1	6	Italy LEANZA Cristina NIGRIS Serena VOLPINI Federica MESCHIARI Silvia	1:21.82	2.13
5	1	3	Japan KURIMA Chisato MITSUI Yurika NARUSAWA Yuka YAMAMOTO Yukiko	1:23.64	3.95
6	1	2	France DULAT Delphine FABRE Margaux ROUSSEAU Magalie WEYDERS Justine	1:23.74	4.05
7	1	1	Poland FASZCZEWSKA Karolina NOCON Anna TCHÓRZ Alicja WRÓBEL Julia	1:28.22	8.53
	1	8	Spain COSTA Isabel GARCIA Antia NUNEZ Maria PAYOLA Nuria	DSQ	

Legend:

R.T. Reaction Time

WG World Games Record

WR World Record

Official Timekeeping by TISSOT

Timing and Results provided by  TISSOT



Results Summary

EVENT NUMBER 11

	Record	Splits	NOC (Relay)	Location	Date
WR	1:19.98		Germany		
WG	1:23.88		Germany		

Rank	Heat	Lane	NOC / Name	Time	Time Behind
1	2	5	Belgium ROMANINI Aurelie LINDEKENS Stefanie BOOGAERTS Sofie VANDENABEELE Bieke	1:21.48	WG Q
2	2	4	Germany LANGE Kerstin LUSTER Jessica BAUER Sophia GEYER Annalena	1:21.75	0.27 Q
3	1	3	Japan KURIMA Chisato NARUSAWA Yuka MITSUI Yurika YAMAMOTO Yukiko	1:23.27	1.79 Q
4	1	4	Italy VOLPINI Federica NIGRIS Serena PRANZO Laura MESCHIARI Silvia	1:23.61	2.13 Q
5	2	3	France WEYDERS Justine ROUSSEAU Magalie FABRE Margaux DULAT Delphine	1:25.28	3.80 Q
6	1	5	People's Republic. HU Yifan WU Huimin DAI Xiaodie BAO Xueyi	1:25.69	4.21 Q
7	2	2	Poland NOCON Anna FASZCZEWSKA Karolina WRÓBEL Julia TCHÓRZ Alicja	1:26.27	4.79 Q
8	1	2	Spain PAYOLA Nuria VALENCIANO Andrea GARCIA Antia COSTA Isabel	1:28.21	6.73 Q
9	1	6	New Zealand DOYLE Carina CORRIN Olivia PEAT Natalie DRINNAN Ella	1:31.48	10.00 R



Results Summary

EVENT NUMBER 11

Rank	Heat	Lane	NOC / Name	Time	Time Behind
	2	6	Australia DAVIES Prue HOWE Samantha JONES Mariah HENDRY Pamela	DSQ	

Legend:

R.T. Reaction Time

WG World Games Record

WR World Record

Official Timekeeping by **TISSOT**

Timing and Results provided by **TISSOT**

RESULTS BOOK



Life Saving Women's Team 4x50 Obstacle Relay



THE WORLD GAMES
WROCLAW 2017

T+TISSOT
SWISS WATCHES SINCE 1853



Medallists

Medal	NOC	Name
Gold	FRA - France	BOUSQUIN Léna FABRE Margaux WEYDERS Justine ROUSSEAU Magalie DULAT Delphine
Silver	AUS - Australia	WOOD Rachel JONES Mariah DAVIES Prue HENDRY Pamela
Bronze	CHN - People's Republic of China	BAO Xueyi WU Huimin HU Yifan DAI Xiaodie



Results Summary

EVENT NUMBER 3

	Record	Splits	NOC (Relay)	Location	Date
WR	1:48.37		People's Republic of China		
WG	1:50.49		People's Republic of China		

Rank	Heat	Lane	NOC / Name	R.T.	50m	Time	Time Behind
1	1	5	France			1:50.42	WG
			BOUSQUIN Léna	0.75	28.11	28.11	
			FABRE Margaux	0.33	26.72	54.83	
			WEYDERS Justine	0.09	27.73	1:22.56	
			ROUSSEAU Magalie	0.32	27.86	1:50.42	
2	1	4	Australia			1:51.29	0.87
			WOOD Rachel	0.68	27.96	27.96	
			JONES Mariah	0.30	28.10	56.06	
			DAVIES Prue	0.27	28.32	1:24.38	
			HENDRY Pamela	0.46	26.91	1:51.29	
3	1	6	People's Republic.			1:51.99	1.57
			BAO Xueyi	0.71	28.00	28.00	
			WU Huimin	0.25	27.84	55.84	
			HU Yifan	0.13	28.59	1:24.43	
			DAI Xiaodie	0.50	27.56	1:51.99	
4	1	1	Italy			1:52.41	1.99
			LEANZA Cristina	0.80	29.31	29.31	
			PRANZO Laura	0.31	27.64	56.95	
			MESCHIARI Silvia	0.06	28.24	1:25.19	
			NIGRIS Serena	0.23	27.22	1:52.41	
5	1	3	Poland			1:53.17	2.75
			TCHÓRZ Alicja	0.67	26.84	26.84	
			WRÓBEL Julia	0.36	28.96	55.80	
			NOCON Anna	0.16	29.48	1:25.28	
			KOSSAKOWSKA Dominika	0.19	27.89	1:53.17	
6	1	2	Germany			1:53.86	3.44
			LANGE Kerstin	0.70	28.24	28.24	
			LUSTER Jessica	0.22	28.23	56.47	
			KRÖHLER Alena	0.13	29.17	1:25.64	
			GEYER Annalena	0.11	28.22	1:53.86	
7	1	7	Japan			1:54.76	4.34
			KURIMA Chisato	0.70	29.29	29.29	
			NARUSAWA Yuka	0.16	28.04	57.33	
			MIZUMA Nami	0.36	28.94	1:26.27	
			YAMAMOTO Yukiko	0.20	28.49	1:54.76	
8	1	8	New Zealand			1:55.67	5.25
			DOYLE Carina	0.76	29.15	29.15	
			CORRIN Olivia	0.34	28.14	57.29	
			PEAT Natalie	0.05	30.03	1:27.32	
			DRINNAN Ella	-0.03	28.35	1:55.67	

Legend:

R.T. Reaction Time

WG World Games Record

WR World Record

Official Timekeeping by TISSOT

Timing and Results provided by  TISSOT



Results Summary

EVENT NUMBER 3

	Record	Splits	NOC (Relay)	Location	Date
WR	1:48.37		People's Republic of China		
WG	1:50.49		People's Republic of China		

Rank	Heat	Lane	NOC / Name	R.T.	50m	Time	Time Behind
1	1	4	Australia			1:52.35	Q
			WOOD Rachel	0.72	28.20	28.20	
			JONES Mariah	0.29	28.16	56.36	
			DAVIES Prue	0.36	27.87	1:24.23	
			HENDRY Pamela	0.29	28.12	1:52.35	
2	2	5	France			1:52.50	0.15 Q
			BOUSQUIN Léna	0.73	28.15	28.15	
			FABRE Margaux	0.33	27.00	55.15	
			WEYDERS Justine	0.19	28.37	1:23.52	
			DULAT Delphine	0.47	28.98	1:52.50	
3	2	2	Poland			1:53.26	0.91 Q
			TCHÓRZ Alicja	0.68	27.12	27.12	
			WRÓBEL Julia	0.45	29.28	56.40	
			NOCON Anna	0.16	29.15	1:25.55	
			KOSSAKOWSKA Dominika	0.20	27.71	1:53.26	
4	2	4	People's Republic.			1:53.52	1.17 Q
			BAO Xueyi	0.70	28.52	28.52	
			WU Huimin	0.38	28.23	56.75	
			HU Yifan	0.36	28.61	1:25.36	
			DAI Xiaodie	0.44	28.16	1:53.52	
5	2	6	Germany			1:54.44	2.09 Q
			LANGE Kerstin	0.72	28.26	28.26	
			LUSTER Jessica	0.26	28.47	56.73	
			KRÖHLER Alena	0.18	29.20	1:25.93	
			GEYER Annalena	0.22	28.51	1:54.44	
6	2	3	Japan			1:55.19	2.84 Q
			KURIMA Chisato	0.68	29.24	29.24	
			MITSUI Yurika	0.12			
			MIZUMA Nami	0.37	1:26.36	1:26.36	
			YAMAMOTO Yukiko	0.05	28.83	1:55.19	
7	1	3	Italy			1:55.79	3.44 Q
			LEANZA Cristina	0.78	29.31	29.31	
			PRANZO Laura	0.38	28.28	57.59	
			MESCHIARI Silvia	0.12	28.45	1:26.04	
			NIGRIS Serena	0.39	29.75	1:55.79	
8	1	5	New Zealand			1:56.72	4.37 Q
			DOYLE Carina	0.81	29.53	29.53	
			CORRIN Olivia	0.22	28.45	57.98	
			PEAT Natalie	0.21	30.36	1:28.34	
			DRINNAN Ella	0.11	28.38	1:56.72	
9	1	6	Belgium			1:57.22	4.87 R
			ROMANINI Aurelie	0.67	29.02	29.02	
			LINDEKENS Stefanie	0.28	29.56	58.58	
			BOOGAERTS Sofie	0.04	30.38	1:28.96	
			VANDENABEELE Bieke	0.12	28.26	1:57.22	



Results Summary

EVENT NUMBER 3

Rank	Heat	Lane	NOC / Name	R.T.	50m	Time	Time Behind
10	1	2	Spain			1:58.43	6.08 R
			PAYOLA Nuria	0.69	29.84	29.84	
			NUNEZ Maria	0.46	28.96	58.80	
			VALENCIANO Andrea	0.32	31.48	1:30.28	
			GARCIA Antia	0.23	28.15	1:58.43	

Legend:

R.T. Reaction Time

WG World Games Record

WR World Record

Official Timekeeping by TISSOT

Timing and Results provided by  **TISSOT**

RESULTS BOOK



Life Saving Women's Team 4x50 Medley Relay



THE WORLD GAMES
WROCLAW 2017

T+TISSOT
SWISS WATCHES SINCE 1853



Medallists

Medal	NOC	Name
Gold	GER - Germany	BAUER Sophia KRÖHLER Alena LANGE Kerstin LUSTER Jessica
Silver	AUS - Australia	DAVIES Prue GILLET Chelsea HENDRY Pamela JONES Mariah WOOD Rachel
Bronze	POL - Poland	FASZCZEWSKA Karolina KOSSAKOWSKA Dominika NOCON Anna TCHÓRZ Alicja



Results Summary

EVENT NUMBER 15

Record	Splits	NOC (Relay)	Location	Date
WR	1:37.86	France		
WG	1:41.03	People's Republic of China		

Rank	Heat	Lane	NOC / Name	R.T.	50m	Time	Time Behind
1	1	4	Germany			1:41.38	
			BAUER Sophia	0.69	26.37	26.37	
			KRÖHLER Alena	0.14	18.32	44.69	
			LANGE Kerstin	0.36			
			LUSTER Jessica		1:41.38	1:41.38	
2	1	3	Australia			1:41.42	0.04
			DAVIES Prue	0.76	26.23	26.23	
			GILLET Chelsea	0.51	18.71	44.94	
			HENDRY Pamela	0.31			
			JONES Mariah		1:41.42	1:41.42	
3	1	5	Poland			1:42.60	1.22
			FASZCZEWSKA Karolina	0.69	25.71	25.71	
			KOSSAKOWSKA Dominika	0.19	20.77	46.48	
			NOCON Anna	0.11			
			TCHÓRZ Alicja		1:42.60	1:42.60	
4	1	6	Italy			1:42.69	1.31
			LEANZA Cristina	0.68	27.07	27.07	
			MESCHIARI Silvia	0.32	20.72	47.79	
			VOLPINI Federica	0.23			
			VOLPINI Federica		1:42.69	1:42.69	
5	1	7	New Zealand			1:44.81	3.43
			CORRIN Olivia	0.74	26.53	26.53	
			DOYLE Carina	0.19	19.88	46.41	
			KIDD Madison	0.55			
			PEAT Natalie		1:44.81	1:44.81	
6	1	8	Japan			1:45.42	4.04
			KURIMA Chisato	0.68	27.41	27.41	
			MIZUMA Nami	-0.12	19.39	46.80	
			YAMAMOTO Yukiko	0.12	-6.25	40.55	
			YAMAMOTO Yukiko		1:04.87	1:45.42	
7	1	1	Spain			1:46.00	4.62
			COSTA Isabel	0.69	26.95	26.95	
			GARCIA Antia	0.08			
			NUNEZ Maria				
			PAYOLA Nuria		1:46.00	1:46.00	
	1	2	France			DSQ	
			BOUSQUIN Léna	0.75	25.24	25.24	
			FABRE Margaux	0.29	-25.24		
			ROUSSEAU Magalie				
			WEYDERS Justine				


Legend:

R.T. Reaction Time

WG World Games Record

WR World Record

Official Timekeeping by TISSOT

Timing and Results provided by  TISSOT



Results Summary

EVENT NUMBER 15

Record	Splits	NOC (Relay)	Location	Date
WR	1:37.86	France		
WG	1:41.03	People's Republic of China		

Rank	Heat	Lane	NOC / Name	R.T.	50m	Time	Time Behind
1	2	5	Germany			1:43.25	Q
			LANGE Kerstin	0.71	26.81	26.81	
			BAUER Sophia	0.18	19.32	46.13	
			LUSTER Jessica	-0.00	17.90	1:04.03	
			KRÖHLER Alena		39.22	1:43.25	
2	1	2	Poland			1:43.38	0.13 Q
			TCHÓRZ Alicja	0.69	26.04	26.04	
			FASZCZEWSKA Karolina	0.31	20.73	46.77	
			KOSSAKOWSKA Dominika	0.10	28.59	1:15.36	
			NOCON Anna		28.02	1:43.38	
3	1	4	Australia			1:43.66	0.41 Q
			JONES Mariah	0.72	26.13	26.13	
			WOOD Rachel	0.63	19.06	45.19	
			DAVIES Prue	0.27	2.68	47.87	
			HENDRY Pamela		55.79	1:43.66	
4	1	5	Italy			1:43.86	0.61 Q
			LEANZA Cristina	0.71	27.24	27.24	
			PRANZO Laura	0.29	20.19	47.43	
			MESCHIARI Silvia	0.48	8.02	55.45	
			VOLPINI Federica		48.41	1:43.86	
5	2	4	France			1:45.16	1.91 Q
			BOUSQUIN Léna	0.75	25.89	25.89	
			ROUSSEAU Magalie	0.12	19.96	45.85	
			FABRE Margaux	0.26	2.49	48.34	
			WEYDERS Justine		56.82	1:45.16	
6	1	6	New Zealand			1:45.29	2.04 Q
			DOYLE Carina	0.72	26.66	26.66	
			CORRIN Olivia	0.30	19.57	46.23	
			PEAT Natalie	0.32	-0.48	45.75	
			KIDD Madison		59.54	1:45.29	
7	2	2	Spain			1:45.78	2.53 Q
			NUNEZ Maria	0.69	27.11	27.11	
			GARCIA Antia	0.15			
			PAYOLA Nuria		53.76	53.76	
			COSTA Isabel		52.02	1:45.78	
8	1	3	Japan			1:46.46	3.21 Q
			KURIMA Chisato	0.70	27.57	27.57	
			MITSUI Yurika	0.18	19.76	47.33	
			MIZUMA Nami	0.20	1.49	48.82	
			YAMAMOTO Yukiko		57.64	1:46.46	
9	2	6	Belgium			1:46.82	3.57 R
			ROMANINI Aurelie	0.70	27.53	27.53	
			VANBUEL Nele	0.39	20.96	48.49	
			BOOGAERTS Sofie	0.01	2.81	51.30	
			VANDENABEELE Bieke		55.52	1:46.82	



Results Summary

EVENT NUMBER 15

Rank	Heat	Lane	NOC / Name	R.T.	50m	Time	Time Behind
10	2	3	People's Republic.			1:46.92	3.67 R
			BAO Xueyi	0.80	27.72	27.72	
			WU Huimin	0.31	20.12	47.84	
			DAI Xiaodie	0.46	4.25	52.09	
			LI Yongxin		54.83	1:46.92	

Legend:

R.T. Reaction Time

WG World Games Record

WR World Record

Official Timekeeping by TISSOT

Timing and Results provided by  **TISSOT**

RESULTS BOOK



Muaythai



THE WORLD GAMES
WROCLAW 2017

T+ TISSOT

RESULTS BOOK

TABLE OF CONTENT

24	Muaythai	1568
24.1	Table of Contents	1569
24.2	Number of Entries by NOC	1572
24.3	Results Summary - Sessions	1573
24.3.1	Results Summary - Session MT01	1573
24.3.2	Results Summary - Session MT02	1577
24.3.3	Results Summary - Session MT03	1579
24.4	Medallists by Event	1581
24.5	Medal Standings	1582
24.6	Women's 51kg	1583
24.6.1	Brackets	1584
24.6.2	Medallists	1585
24.7	Women's 54kg	1586
24.7.1	Brackets	1587
24.7.2	Medallists	1588
24.8	Women's 60kg	1589
24.8.1	Brackets	1590
24.8.2	Medallists	1591
24.9	Men's 54kg	1592
24.9.1	Brackets	1593
24.9.2	Medallists	1594
24.10	Men's 57kg	1595
24.10.1	Brackets	1596
24.10.2	Medallists	1597
24.11	Men's 63.5kg	1598
24.11.1	Brackets	1599
24.11.2	Medallists	1600
24.12	Men's 67kg	1601





24.12.1	Brackets	1602
24.12.2	Medallists	1603
24.13	Men's 71kg	1604
24.13.1	Brackets	1605
24.13.2	Medallists	1606
24.14	Men's 75kg	1607
24.14.1	Brackets	1608
24.14.2	Medallists	1609
24.15	Men's 81kg	1610
24.15.1	Brackets	1611
24.15.2	Medallists	1612
24.16	Men's 91kg	1613
24.16.1	Brackets	1614
24.16.2	Medallists	1615





Number of Entries by NOC

As of THU 27 JUL 2017

	Men									Women				Total Athletes
	54kg	57kg	63.5kg	67kg	71kg	75kg	81kg	91kg	Total Entries	51kg	54kg	60kg	Total Entries	
AUT - Austria												1	1	1
BLR - Belarus			1	1	1	1	1		5	1			1	6
BUL - Bulgaria					1				1					1
CAN - Canada											1		1	1
CHN - People's Republic of China						1			1					1
CYP - Cyprus					1				1					1
CZE - Czech Republic			1					1	2					2
ESP - Spain	1								1	1			1	2
FIN - Finland												1	1	1
FRA - France						1			1	1	1		2	3
GER - Germany								1	1					1
IRI - Islamic Republic of Iran			1		1		1		3					3
IRQ - Iraq				1					1					1
ISR - Israel												1	1	1
ITA - Italy							1		1					1
JOR - Jordan								1	1					1
KAZ - Kazakhstan	1	1	1	1					4					4
KOR - Republic of Korea	1								1					1
LBN - Lebanon			1						1					1
MAR - Morocco		1			1				2	1			1	3
MAS - Malaysia	1	1							2					2
MEX - Mexico							1		1					1
NZL - New Zealand								1	1					1
PER - Peru					1				1		1	1	2	3
PHI - Philippines		1							1					1
POL - Poland	1	1	1	1	1	1	1	1	8	1	1	1	3	11
POR - Portugal						1			1		1		1	2
RSA - South Africa				1					1					1
RUS - Russian Federation	1	1		1		1			4		1	1	2	6
SLO - Slovenia								1	1					1
SWE - Sweden							1		1		1	1	2	3
THA - Thailand	1	1		1	1				4	1			1	5
TPE - Chinese Taipei	1								1					1
TUR - Turkey							1	1	2		1		1	3
UKR - Ukraine		1	1	1		1		1	5			1	1	6
USA - United States of America						1			1	1			1	2
VIE - Vietnam			1						1	1			1	2
Total	8	8	8	8	8	8	8	7	63	8	8	8	24	87



Results Summary

SESSION 1 - RING A

Contest No	Weight Category	Round	Color	Draw No	Name	NOC Code	Points	Winner	Dec.	Officials
1	Men's 54kg	Quarterfinals	RED	1	MOHD ALI BIN Jaakub	MAS	0		WO	R 9 J 19 J 8 J 10 J 17 J 15
			BLUE	2	YOON Deokjae	KOR	0	X		
2	Men's 54kg	Quarterfinals	RED	3	SUNG-NGOEN Pranom	THA	28		WP	R 1 J 19 J 8 J 10 J 17 J 9
			BLUE	4	MARTINEZ Kevin	ESP	29	X		
3	Men's 54kg	Quarterfinals	RED	5	CHEN Yu-Xi	TPE	9		RSC-OC	R 10 J 15 J 19 J 8 J 17 J 9
			BLUE	6	ZIKREEV Aslanbek	RUS	10	X		
4	Men's 54kg	Quarterfinals	RED	7	SAYASATOV Elaman	KAZ	30	X	WP	R 1 J 15 J 19 J 8 J 10 J 17
			BLUE	8	KMIECIK Przemys Aw	POL	27			
5	Men's 57kg	Quarterfinals	RED	1	SARSEMBEKOV Almaz	KAZ	30	X	WP	R 17 J 19 J 8 J 10 J 1 J 15
			BLUE	2	DELARMINO Phillip	PHI	27			
6	Men's 57kg	Quarterfinals	RED	3	KUCHARSKI Mateusz	POL	27		WP	R 9 J 19 J 8 J 10 J 17 J 1
			BLUE	4	KHAMTHA Wiwat	THA	30	X		
7	Men's 57kg	Quarterfinals	RED	5	TRISHYN Kostiantyn	UKR	0	X	WO	R 10 J 15 J 19 J 17 J 9 J 1
			BLUE	6	AIN BIN Kamarrudin	MAS	0			
8	Men's 57kg	Quarterfinals	RED	7	ABRAMOV Aleksandr	RUS	30	X	WP	R 17 J 19 J 8 J 10 J 9 J 1
			BLUE	8	EL BARNOUSSI Mohamed	MAR	27			
9	Men's 63.5kg	Quarterfinals	RED	1	GALIYEV Abil	KAZ	9		RSC-OC	R 1 J 15 J 19 J 10 J 17 J 8
			BLUE	2	LIUBCHENKO Igor	UKR	10	X		
10	Men's 63.5kg	Quarterfinals	RED	3	HOLEC Jan	CZE	27		WP	R 8 J 19 J 10 J 17 J 9 J 1
			BLUE	4	ONDASH Ahmad	LBN	30	X		
11	Men's 63.5kg	Quarterfinals	RED	5	ZHUK Maksim	BLR	28		WP	R 9 J 19 J 8 J 10 J 17 J 1
			BLUE	6	SIEGERT Oskar	POL	29	X		
12	Men's 63.5kg	Quarterfinals	RED	7	VO van Dai	VIE	27		WP	R 15 J 9 J 19 J 8 J 10 J 17
			BLUE	8	ZARINFAR Ali	IRI	30	X		
13	Men's 67kg	Quarterfinals	RED	1	AL-QAYSI Akram	IRQ	9		RSC-OC	R 10 J 15 J 19 J 17 J 9 J 1
			BLUE	2	KULIABA Serhii	UKR	10	X		
14	Men's 67kg	Quarterfinals	RED	3	HRYSHANOVICH Pavel	BLR	9		RSC-B	R 17 J 19 J 8 J 10 J 9 J 1
			BLUE	4	KHATTHAMARASRI Anueng	THA	10	X		
15	Men's 67kg	Quarterfinals	RED	5	ROTHWELL Jarred Craig	RSA	19		KO-B	R 15 J 19 J 8 J 10 J 17 J 1
			BLUE	6	SAGYNDYKOV Kazbek	KAZ	19	X		
16	Men's 67kg	Quarterfinals	RED	7	KUZMIN Vladimir	RUS	30	X	WP	R 19 J 8 J 10 J 17 J 9 J 1
			BLUE	8	JANIK Mateusz	POL	27			
17	Men's 75kg	Quarterfinals	RED	1	BEAUSEJOUR Johane	FRA	28		WP	R 8 J 15 J 19 J 10 J 17 J 9
			BLUE	2	JONES Troy Tori	USA	29	X		



Results Summary

SESSION 1 - RING A

Contest No	Weight Category	Round	Color	Draw No	Name	NOC Code	Points	Winner	Dec.	Officials
18	Men's 75kg	Quarterfinals	RED	3	HURKOU Vital	BLR	29	X	WP	R 19 J 8 J 10 J 17 J 9 J 1
			BLUE	4	CALADO Diogo	POR	28			
19	Men's 75kg	Quarterfinals	RED	5	SOROKIN Vasyi	UKR	30	X	WP	R 15 J 19 J 10 J 17 J 9 J 1
			BLUE	6	ZHANG Yongkang	CHN	27			
20	Men's 75kg	Quarterfinals	RED	7	GRIGOREV Ivan	RUS	29	X	WP	R 19 J 10 J 17 J 9 J 1 J 8
			BLUE	8	MIRKOWSKI Dawid	POL	28			
21	Men's 91kg	Quarterfinals	RED	5	STYBEN Jakob	GER	0	X	RSC-OC	R 8 J 15 J 10 J 17 J 9 J 1
			BLUE	6	HALANGAHU Silapa	NZL	0			



Results Summary

SESSION 1 - RING B

Contest No	Weight Category	Round	Color	Draw No	Name	NOC Code	Points	Winner	Dec.	Officials
1	Women's 51kg	Quarterfinals	RED	1	KUZAWINSKA Gabriela	POL	29	X	WP	
			BLUE	2	CHYSLOVA Liudmila	BLR	28			
2	Women's 51kg	Quarterfinals	RED	7	TODD Janet	USA	29	X	WP	
			BLUE	8	EL MOUBARIK Meriem	MAR	28			
3	Women's 51kg	Quarterfinals	RED	5	DJEDIDI Myriame	FRA	28		WP	
			BLUE	6	KOSON Apasara	THA	29	X		
4	Women's 51kg	Quarterfinals	RED	3	YEN LI Bui	VIE	30	X	WP	
			BLUE	4	FLORES Atenea	ESP	27			
5	Women's 54kg	Quarterfinals	RED	1	OLOFSSON Sofia	SWE	30	X	WP	
			BLUE	2	LOBO Maria	POR	27			
6	Women's 54kg	Quarterfinals	RED	3	TOLA Tristana	PER	30	X	WP	
			BLUE	4	LECIEJEWSKA Natalia	POL	27			
7	Women's 54kg	Quarterfinals	RED	5	LYN Janice	CAN	27		WP	
			BLUE	6	BAS Meltem	TUR	30	X		
8	Women's 54kg	Quarterfinals	RED	7	DROZDOVA Valeriya	RUS	30	X	WP	
			BLUE	8	LACROIX Juliette	FRA	27			
9	Women's 60kg	Quarterfinals	RED	1	VINNIKOVA Svetlana	RUS	30	X	WP	
			BLUE	2	TIDBLAD KESKIKANGAS Isa	SWE	27			
10	Women's 60kg	Quarterfinals	RED	3	GUSZTAB Marta	POL	0		RSC-B	
			BLUE	4	BLOCK Nili	ISR	0	X		
11	Women's 60kg	Quarterfinals	RED	5	van der MOLEN Antje	PER	30	X	WP	
			BLUE	6	SCHEUCHER Nina	AUT	27			
12	Women's 60kg	Quarterfinals	RED	7	WINBERG Gia	FIN	30	X	WP	
			BLUE	8	IVANETS Viktoriia	UKR	27			
13	Men's 71kg	Quarterfinals	RED	1	RAJEWSKI Jakub	POL	9		RSC-H	
			BLUE	2	MINAEI Masoud	IRI	10	X		
14	Men's 71kg	Quarterfinals	RED	3	ANIME Mohamed	MAR	0		WO	
			BLUE	4	DZIALENDZIK Pavel	BLR	0	X		
15	Men's 71kg	Quarterfinals	RED	5	MANOLI Michalis	CYP	27		WP	
			BLUE	6	MAZZETTI Gabrielle David	PER	30	X		
16	Men's 71kg	Quarterfinals	RED	7	MARKOV Dimitar	BUL	0		RSC-OC	
			BLUE	8	MUENSANG Suppachai	THA	0	X		
17	Men's 81kg	Quarterfinals	RED	1	SHOSTAK Mikita	BLR	30	X	WP	
			BLUE	2	SAKI Ayoob	IRI	27			



Results Summary

SESSION 1 - RING B

Contest No	Weight Category	Round	Color	Draw No	Name	NOC Code	Points	Winner	Dec.	Officials
18	Men's 81kg	Quarterfinals	RED	3	MAGI Manuel	ITA	0		WO	
			BLUE	4	NANGA Constantino	SWE	0	X		
19	Men's 81kg	Quarterfinals	RED	5	SALAMA Mohammad	JOR	27		WP	
			BLUE	6	DOGAN Ali	TUR	30	X		
20	Men's 81kg	Quarterfinals	RED	7	IVAN Valenzuela	MEX	28		WP	
			BLUE	8	KORCZAK Rafal	POL	29	X		
21	Men's 91kg	Quarterfinals	RED	3	KLAUDA Jakub	CZE	30	X	WP	
			BLUE	4	EROGLU Serdar	TUR	27			
22	Men's 91kg	Quarterfinals	RED	7	PRYIMACHOV Oleh	UKR		X	RSC-OC	
			BLUE	8	ERSTE Rok	SLO				

Legend:

Dec.	Decision	J	Judge
KO-B	Win by Knock-out-Hard Body Blows	No	Number
R	Referee	RSC-B	Win by Referee Stopping Contest-Hard Body Blows
RSC-H	Win by Referee Stopping Contest-Hard Head Blows	RSC-OC	Win by Referee Stopping Contest-Outclassed
WO	Win by Walk-over	WP	Win on Points

Timing and Results provided by  **TISSOT**



Results Summary

SESSION 2 - RING A

Contest No	Weight Category	Round	Color	Draw No	Name	NOC Code	Points	Winner	Dec.	Officials
1	Men's 54kg	Semifinals	RED	2	YOON Deokjae	KOR	28		WP	
			BLUE	4	MARTINEZ Kevin	ESP	29	X		
2	Men's 54kg	Semifinals	RED	6	ZIKREEV Aslanbek	RUS	27		WP	
			BLUE	7	SAYASATOV Elaman	KAZ	30	X		
3	Men's 57kg	Semifinals	RED	1	SARSEMBEKOV Almaz	KAZ	27		WP	
			BLUE	4	KHAMTHA Wiwat	THA	30	X		
4	Men's 57kg	Semifinals	RED	5	TRISHYN Kostiantyn	UKR	27		WP	
			BLUE	7	ABRAMOV Aleksandr	RUS	30	X		
5	Men's 63.5kg	Semifinals	RED	2	LIUBCHENKO Igor	UKR	10	X	RSC-OC	
			BLUE	4	ONDASH Ahmad	LBN	9			
6	Men's 63.5kg	Semifinals	RED	6	SIEGERT Oskar	POL	27		WP	
			BLUE	8	ZARINFAR Ali	IRI	30	X		
7	Men's 67kg	Semifinals	RED	2	KULIABA Serhii	UKR	29	X	WP	
			BLUE	4	KHATTHAMARASRI Anueng	THA	28			
8	Men's 67kg	Semifinals	RED	6	SAGYNDYKOV Kazbek	KAZ	18		RSC-In	
			BLUE	7	KUZMIN Vladimir	RUS	20	X		
9	Men's 75kg	Semifinals	RED	2	JONES Troy Tori	USA	18		RSC-OC	
			BLUE	3	HURKOU Vital	BLR	20	X		
10	Men's 75kg	Semifinals	RED	5	SOROKIN Vasyl	UKR	29	X	WP	
			BLUE	7	GRIGOREV Ivan	RUS	28			
11	Men's 91kg	Semifinals	RED	2	RADOSZ Lukasz	POL	29	X	WP	
			BLUE	3	KLAUDA Jakub	CZE	28			



Results Summary

SESSION 2 - RING B

Contest No	Weight Category	Round	Color	Draw No	Name	NOC Code	Points	Winner	Dec.	Officials
1	Women's 51kg	Semifinals	RED	1	KUZAWINSKA Gabriela	POL	27		WP	
			BLUE	3	YEN LI Bui	VIE	30	X		
2	Women's 51kg	Semifinals	RED	6	KOSON Apasara	THA	30	X	WP	
			BLUE	7	TODD Janet	USA	27			
3	Women's 54kg	Semifinals	RED	1	OLOFSSON Sofia	SWE	20	X	RSC-OC	
			BLUE	3	TOLA Tristana	PER	18			
4	Women's 54kg	Semifinals	RED	6	BAS Meltem	TUR	27		WP	
			BLUE	7	DROZDOVA Valeriya	RUS	30	X		
5	Women's 60kg	Semifinals	RED	1	VINNIKOVA Svetlana	RUS	29	X	WP	
			BLUE	4	BLOCK Nili	ISR	28			
6	Women's 60kg	Semifinals	RED	5	van der MOLEN Antje	PER	28		WP	
			BLUE	7	WINBERG Gia	FIN	29	X		
7	Men's 71kg	Semifinals	RED	2	MINAEI Masoud	IRI	30	X	WP	
			BLUE	4	DZIALENDZIK Pavel	BLR	27			
8	Men's 71kg	Semifinals	RED	6	MAZZETTI Gabrielle David	PER	27		WP	
			BLUE	8	MUENSANG Suppachai	THA	30	X		
9	Men's 81kg	Semifinals	RED	1	SHOSTAK Mikita	BLR	27		WP	
			BLUE	4	NANGA Constantino	SWE	30	X		
10	Men's 81kg	Semifinals	RED	6	DOGAN Ali	TUR	30	X	WP	
			BLUE	8	KORCZAK Rafal	POL	26			
11	Men's 91kg	Semifinals	RED	5	STYBEN Jakob	GER	27		WP	
			BLUE	7	PRYIMACHOV Oleh	UKR	30	X		

Legend:			
Dec.	Decision	J	Judge
No	Number	R	Referee
RSC-In	Win by Referee Stopping Contest - Injury	RSC-OC	Win by Referee Stopping Contest-Outclassed
WP	Win on Points		

Timing and Results provided by  **TISSOT**



Results Summary

SESSION 3 - RING A

Contest No	Weight Category	Round	Color	Draw No	Name	NOC Code	Points	Winner	Dec.	Officials
1	Men's 71kg	Bronze Medal Match	RED	4	DZIALENDZIK Pavel	BLR	28		WP	R 17 J 19 J 8 J 10 J 9 J 1
			BLUE	6	MAZZETTI Gabrielle David	PER	29	X		
2	Men's 54kg	Bronze Medal Match	RED	2	YOON Deokjae	KOR	27		WP	R 10 J 19 J 8 J 17 J 9 J 1
			BLUE	6	ZIKREEV Aslanbek	RUS	30	X		
3	Men's 57kg	Bronze Medal Match	RED	1	SARSEMBEKOV Almaz	KAZ	10	X	RSC-B	R 5 J 19 J 10 J 17 J 4 J 14
			BLUE	5	TRISHYN Kostiantyn	UKR	9			
4	Men's 91kg	Bronze Medal Match	RED	3	KLAUDA Jakub	CZE	29	X	WP	R 15 J 10 J 9 J 1 J 4 J 14
			BLUE	5	STYBEN Jakob	GER	28			
5	Women's 51kg	Bronze Medal Match	RED	1	KUZAWINSKA Gabriela	POL	18		RSC-OC	R 13 J 6 J 8 J 17 J 18 J 1
			BLUE	7	TODD Janet	USA	20	X		
6	Women's 51kg	Gold Medal Match	RED	3	YEN LI Bui	VIE	30	X	WP	R 4 J 15 J 19 J 10 J 16 J 14
			BLUE	6	KOSON Apasara	THA	27			
7	Women's 54kg	Gold Medal Match	RED	1	OLOFSSON Sofia	SWE	30	X	WP	R 11 J 9 J 18 J 13 J 22 J 7
			BLUE	7	DROZDOVA Valeriya	RUS	27			
8	Men's 54kg	Gold Medal Match	RED	4	MARTINEZ Kevin	ESP	27		WP	R 1 J 5 J 16 J 21 J 3 J 8
			BLUE	7	SAYASATOV Elaman	KAZ	30	X		
9	Men's 57kg	Gold Medal Match	RED	4	KHAMTHA Wiwat	THA	30	X	WP	R 9 J 19 J 17 J 18 J 7 J 11
			BLUE	7	ABRAMOV Aleksandr	RUS	27			
10	Women's 60kg	Gold Medal Match	RED	1	VINNIKOVA Svetlana	RUS	30	X	WP	R 14 J 15 J 3 J 4 J 13 J 6
			BLUE	7	WINBERG Gia	FIN	27			
11	Men's 63.5kg	Bronze Medal Match	RED	4	ONDASH Ahmad	LBN	9		RSC-OC	R 21 J 8 J 1 J 9 J 16 J 10
			BLUE	6	SIEGERT Oskar	POL	10	X		
12	Men's 63.5kg	Gold Medal Match	RED	2	LIUBCHENKO Igor	UKR	30	X	WP	R 12 J 19 J 11 J 5 J 13 J 7
			BLUE	8	ZARINFAR Ali	IRI	27			
13	Men's 67kg	Gold Medal Match	RED	2	KULIABA Serhii	UKR	29	X	WP	R 6 J 17 J 9 J 14 J 3 J 18
			BLUE	7	KUZMIN Vladimir	RUS	28			
14	Men's 71kg	Gold Medal Match	RED	2	MINAEI Masoud	IRI	27		WP	R 8 J 15 J 19 J 10 J 7 J 22
			BLUE	8	MUENSANG Suppachai	THA	30	X		
15	Men's 75kg	Gold Medal Match	RED	3	HURKOU Vital	BLR	29	X	WP	R 16 J 17 J 9 J 6 J 21 J 11
			BLUE	5	SOROKIN Vasyl	UKR	28			
16	Men's 81kg	Gold Medal Match	RED	4	NANGA Constantino	SWE	28		WP	R 19 J 8 J 1 J 4 J 18 J 22
			BLUE	6	DOGAN Ali	TUR	29	X		
17	Men's 91kg	Gold Medal Match	RED	2	RADOSZ Lukasz	POL	0		WO	R 2 J 11 J 10 J 9 J 16 J 21
			BLUE	7	PRYIMACHOV Oleh	UKR	0	X		




Results Summary

SESSION 3 - RING B

Contest No	Weight Category	Round	Color	Draw No	Name	NOC Code	Points	Winner	Dec.	Officials
1	Women's 54kg	Bronze Medal Match	RED	3	TOLA Tristana	PER	27		WP	R 13 J 6 J 7 J 16 J 11 J 14
			BLUE	6	BAS Meltem	TUR	30	X		
2	Women's 60kg	Bronze Medal Match	RED	4	BLOCK Nili	ISR	30	X	WP	R 4 J 18 J 7 J 22 J 11 J 13
			BLUE	5	van der MOLEN Antje	PER	27			
3	Men's 67kg	Bronze Medal Match	RED	4	KHATTHAMARASRI Anueng	THA	0	X	WO	
			BLUE	6	SAGYNDYKOV Kazbek	KAZ	0			
4	Men's 75kg	Bronze Medal Match	RED	2	JONES Troy Tori	USA	0		WO	
			BLUE	7	GRIGOREV Ivan	RUS	0	X		
5	Men's 81kg	Bronze Medal Match	RED	1	SHOSTAK Mikita	BLR	0	X	WO	
			BLUE	8	KORCZAK Rafal	POL	0			

Legend:

Dec.	Decision	J	Judge
No	Number	R	Referee
RSC-B	Win by Referee Stopping Contest-Hard Body Blows	RSC-OC	Win by Referee Stopping Contest-Outclassed
WO	Win by Walk-over	WP	Win on Points

Timing and Results provided by  **TISSOT**



Medallists by Event

As of SUN 30 JUL 2017

After 11 of 11 Events

Event Name	Date	Medal	Name	NOC Code
Men's 91kg	SUN 30 JUL	GOLD	PRYIMACHOV Oleh	UKR
		SILVER	RADOSZ Lukasz	POL
		BRONZE	KLAUDA Jakub	CZE
Men's 81kg	SUN 30 JUL	GOLD	DOGAN Ali	TUR
		SILVER	NANGA Constantino	SWE
		BRONZE	SHOSTAK Mikita	BLR
Men's 75kg	SUN 30 JUL	GOLD	HURKOU Vital	BLR
		SILVER	SOROKIN Vasyl	UKR
		BRONZE	GRIGOREV Ivan	RUS
Men's 71kg	SUN 30 JUL	GOLD	MUENSANG Suppachai	THA
		SILVER	MINAEI Masoud	IRI
		BRONZE	MAZZETTI Gabrielle David	PER
Men's 67kg	SUN 30 JUL	GOLD	KULIABA Serhii	UKR
		SILVER	KUZMIN Vladimir	RUS
		BRONZE	KHATTHAMARASRI Anueng	THA
Men's 63.5kg	SUN 30 JUL	GOLD	LIUBCHENKO Igor	UKR
		SILVER	ZARINFAR Ali	IRI
		BRONZE	SIEGERT Oskar	POL
Women's 60kg	SUN 30 JUL	GOLD	VINNIKOVA Svetlana	RUS
		SILVER	WINBERG Gia	FIN
		BRONZE	BLOCK Nili	ISR
Men's 57kg	SUN 30 JUL	GOLD	KHAMTHA Wiwat	THA
		SILVER	ABRAMOV Aleksandr	RUS
		BRONZE	SARSEMBEKOV Almaz	KAZ
Men's 54kg	SUN 30 JUL	GOLD	SAYASATOV Elaman	KAZ
		SILVER	MARTINEZ Kevin	ESP
		BRONZE	ZIKREEV Aslanbek	RUS
Women's 54kg	SUN 30 JUL	GOLD	OLOFSSON Sofia	SWE
		SILVER	DROZDOVA Valeriya	RUS
		BRONZE	BAS Meltem	TUR
Women's 51kg	SUN 30 JUL	GOLD	YEN LI Bui	VIE
		SILVER	KOSON Apasara	THA
		BRONZE	TODD Janet	USA



Medal Standings

As of SUN 30 JUL 2017

After 11 of 11 Events

Rank	NOC	Men				Women				Total				Rank by Total
		G	S	B	Tot	G	S	B	Tot	G	S	B	Tot	
1	UKR - Ukraine	3	1		4					3	1		4	=2
2	THA - Thailand	2		1	3		1		1	2	1	1	4	=2
3	RUS - Russian Federation		2	2	4	1	1		2	1	3	2	6	1
4	SWE - Sweden		1		1	1			1	1	1		2	=4
5	BLR - Belarus	1		1	2					1		1	2	=4
5	KAZ - Kazakhstan	1		1	2					1		1	2	=4
5	TUR - Turkey	1			1			1	1	1		1	2	=4
8	VIE - Vietnam					1			1	1			1	=10
9	IRI - Islamic Republic of Iran		2		2						2		2	=4
10	POL - Poland		1	1	2						1	1	2	=4
11	ESP - Spain		1		1						1		1	=10
11	FIN - Finland						1		1		1		1	=10
13	CZE - Czech Republic			1	1							1	1	=10
13	ISR - Israel							1	1			1	1	=10
13	PER - Peru			1	1							1	1	=10
13	USA - United States of America							1	1			1	1	=10
Total:		8	8	8	24	3	3	3	9	11	11	11	33	

Legend:

= Equal sign indicates that two or more NOCs share the same rank by total **B** Bronze **G** Gold **S** Silver **Tot** Total

Timing and Results provided by  **TISSOT**

RESULTS BOOK



Muaythai Women's 51kg



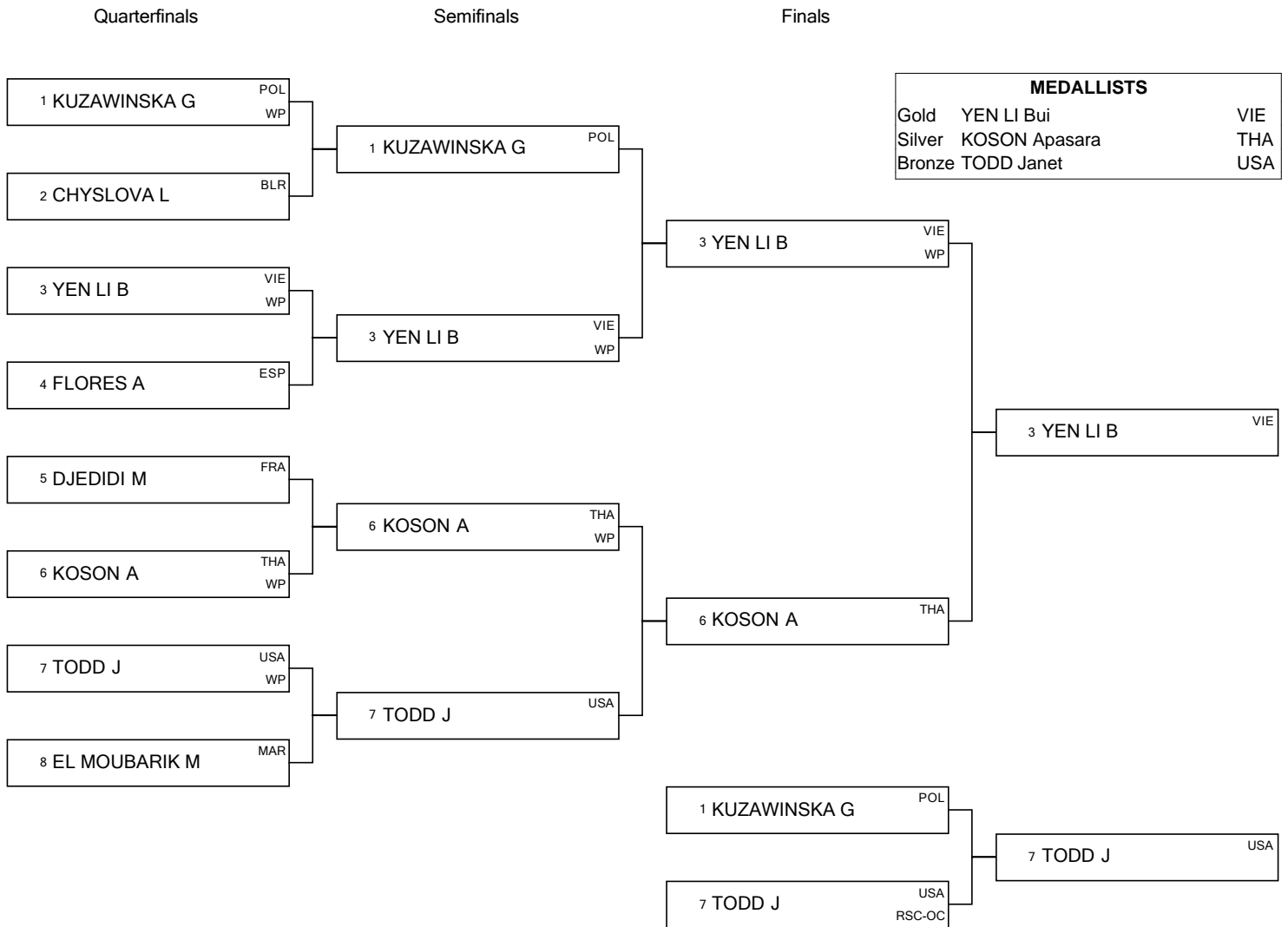
THE WORLD GAMES
WROCLAW 2017

T+ TISSOT



Brackets

As of SUN 30 JUL 2017



Legend:
RSC-OC Win by Referee Stopping Contest-Outclassed **WP** Win on Points

Timing and Results provided by **TISSOT**



Medallists

As of SUN 30 JUL 2017

Medal	Name	NOC
GOLD	YEN LI Bui	VIE - Vietnam
SILVER	KOSON Apasara	THA - Thailand
BRONZE	TODD Janet	USA - United States of America

RESULTS BOOK



Muaythai Women's 54kg



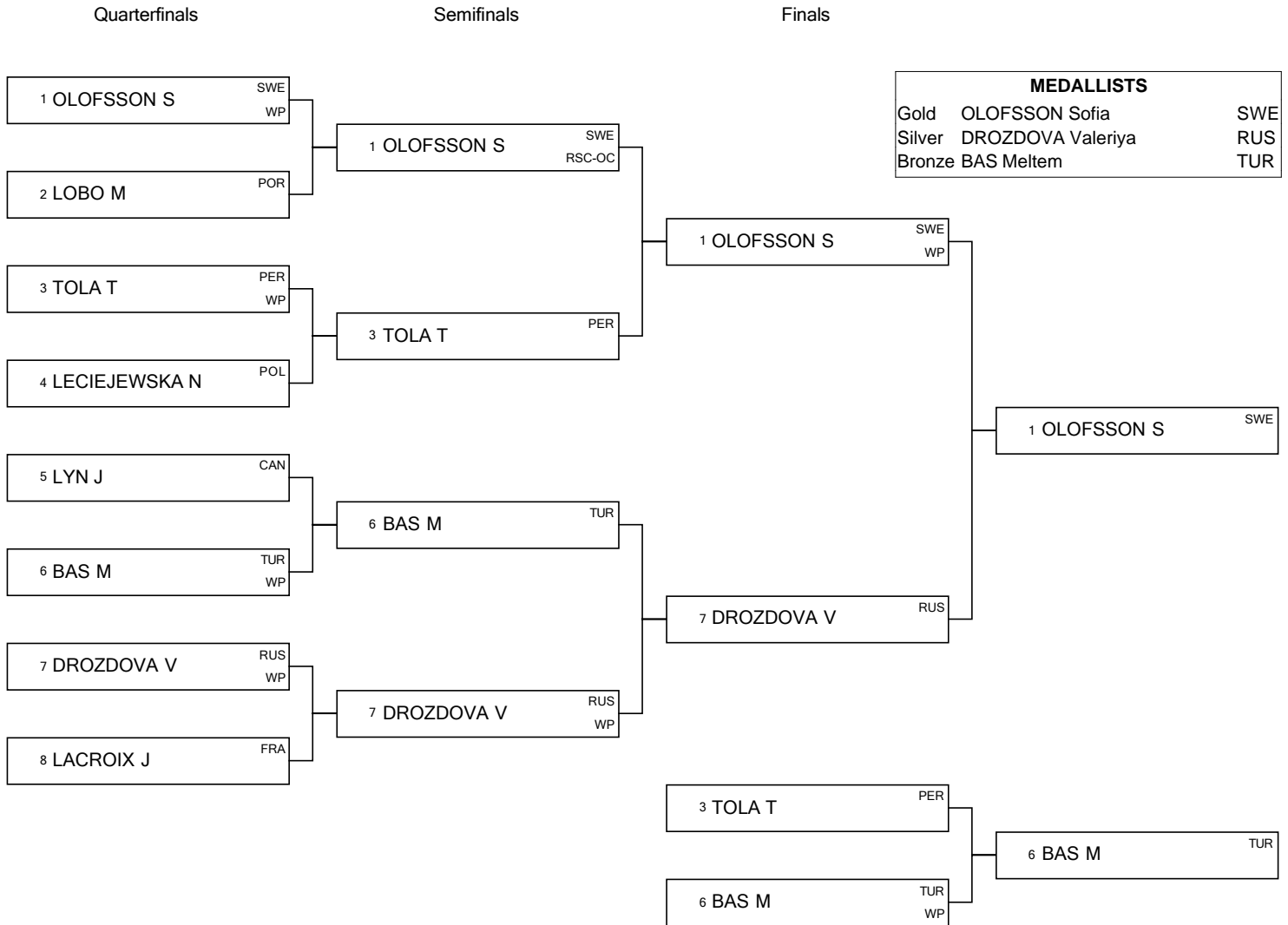
THE WORLD GAMES
WROCLAW 2017

T+TISSOT



Brackets

As of SUN 30 JUL 2017



Legend:
RSC-OC Win by Referee Stopping Contest-Outclassed **WP** Win on Points

Timing and Results provided by **TISSOT**



Medallists

As of SUN 30 JUL 2017

Medal	Name	NOC
GOLD	OLOFSSON Sofia	SWE - Sweden
SILVER	DROZDOVA Valeriya	RUS - Russian Federation
BRONZE	BAS Meltem	TUR - Turkey

RESULTS BOOK



Muaythai Women's 60kg



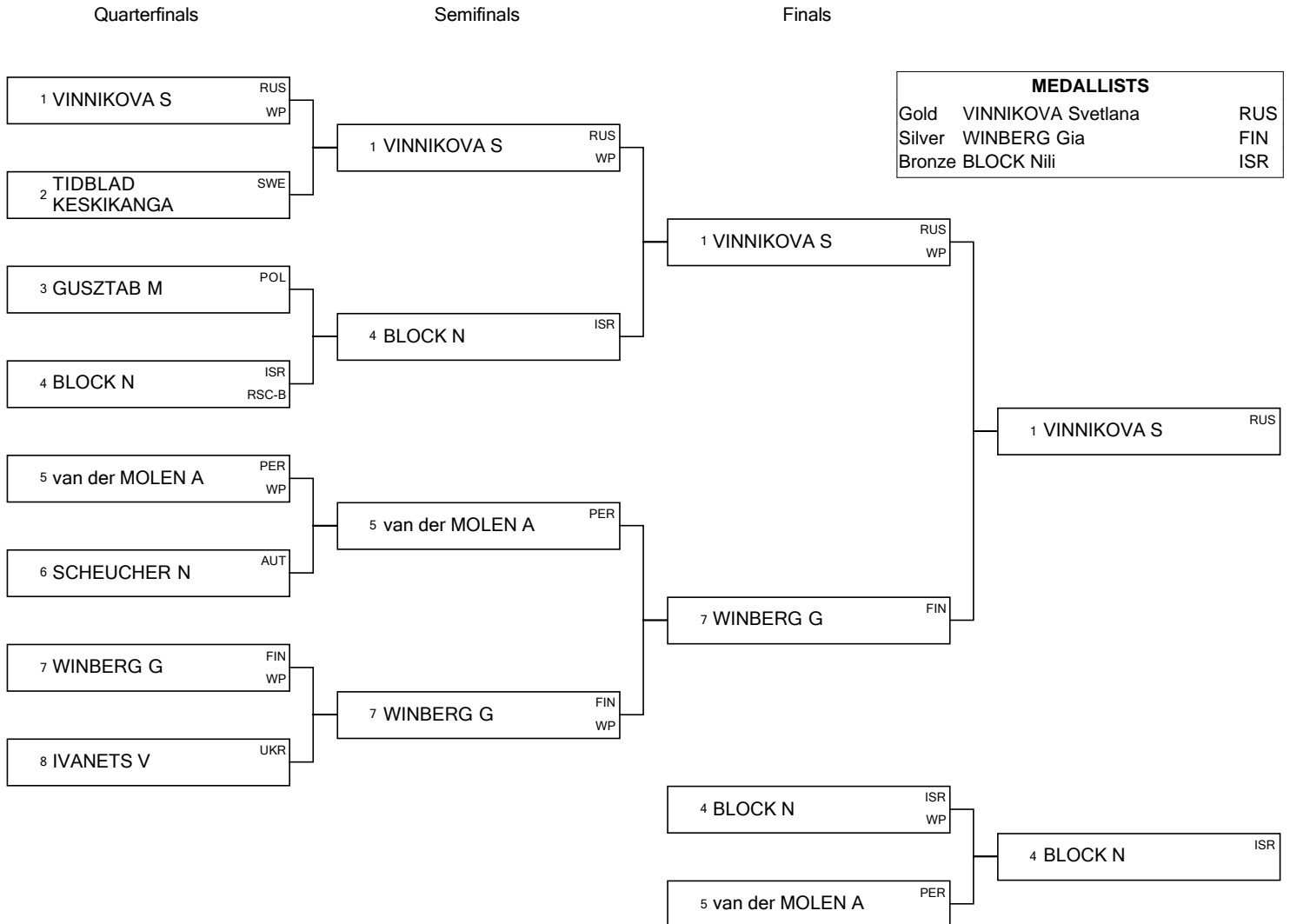
THE WORLD GAMES
WROCLAW 2017

T+TISSOT



Brackets

As of SUN 30 JUL 2017



Legend:
RSC-B Win by Referee Stopping Contest-Hard Body Blows **WP** Win on Points

Timing and Results provided by **TISSOT**



Medallists

As of SUN 30 JUL 2017

Medal	Name	NOC
GOLD	VINNIKOVA Svetlana	RUS - Russian Federation
SILVER	WINBERG Gia	FIN - Finland
BRONZE	BLOCK Nili	ISR - Israel

RESULTS BOOK



Muaythai Men's 54kg

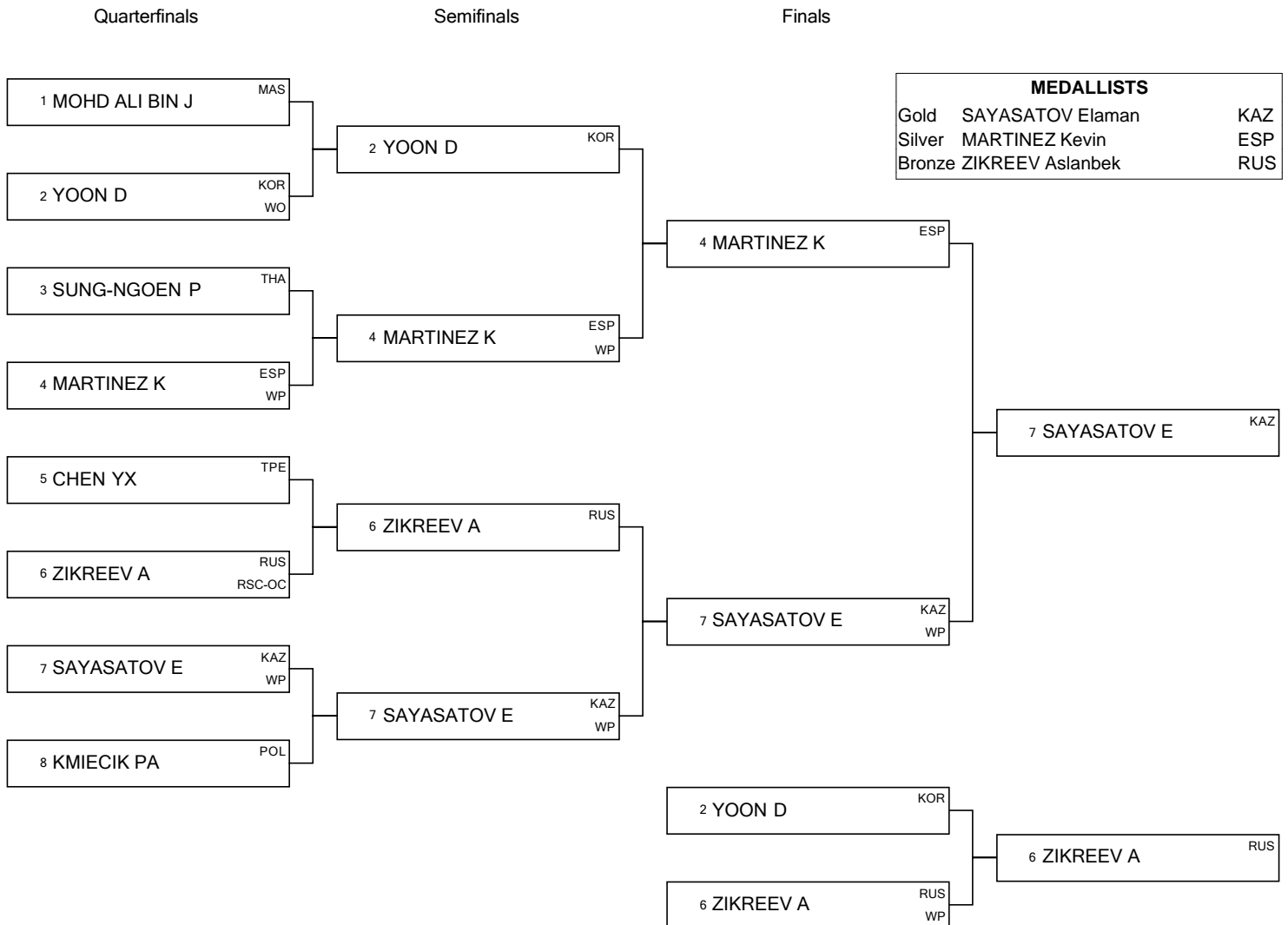


THE WORLD GAMES
WROCLAW 2017

T+ TISSOT

Brackets

As of SUN 30 JUL 2017



Legend:
RSC-OC Win by Referee Stopping Contest-Outclassed **WO** Win by Walk-over **WP** Win on Points

Timing and Results provided by  **TISSOT**



Medallists

As of SUN 30 JUL 2017

Medal	Name	NOC
GOLD	SAYASATOV Elaman	KAZ - Kazakhstan
SILVER	MARTINEZ Kevin	ESP - Spain
BRONZE	ZIKREEV Aslanbek	RUS - Russian Federation

RESULTS BOOK



Muaythai Men's 57kg



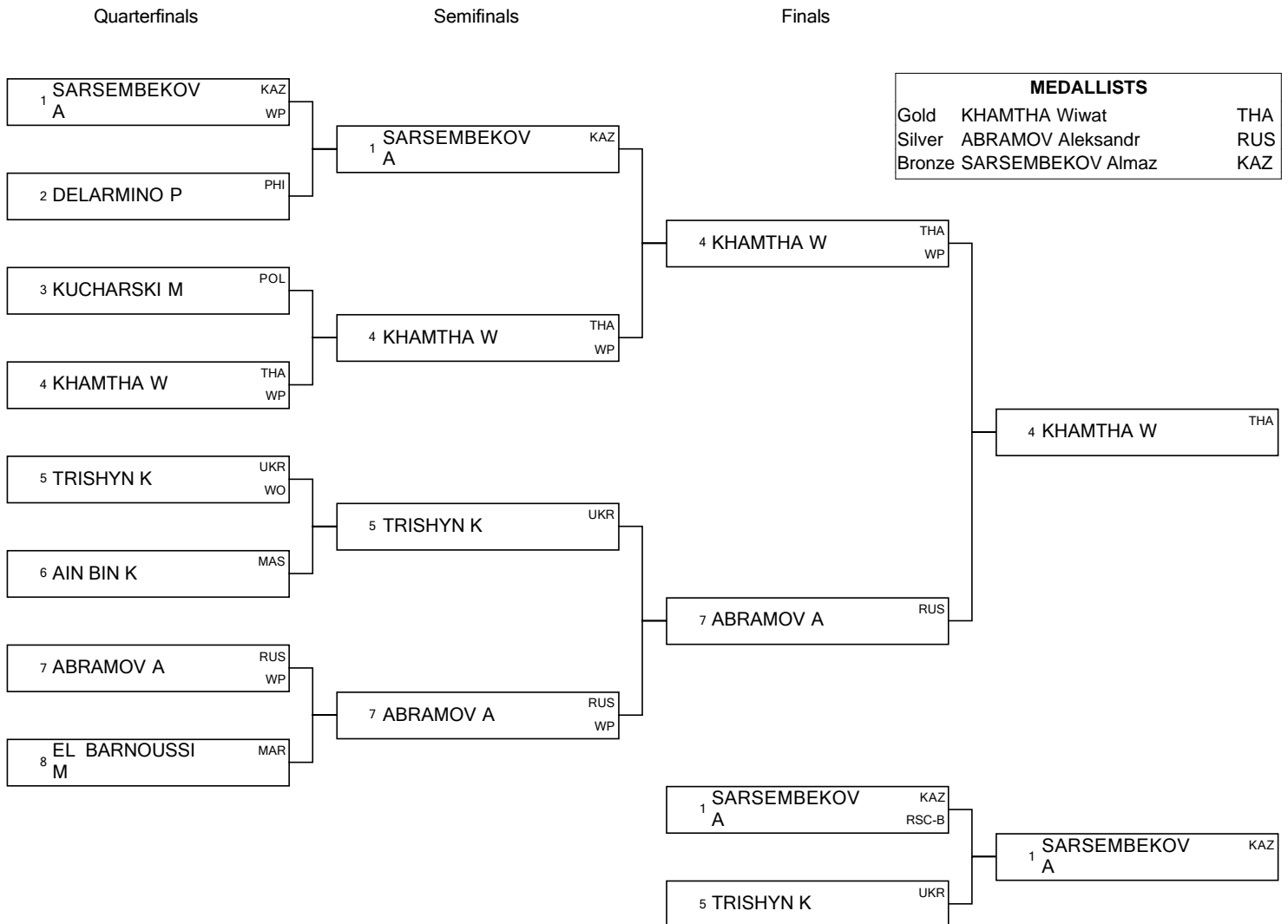
THE WORLD GAMES
WROCLAW 2017

T+TISSOT



Brackets

As of SUN 30 JUL 2017



Legend:
RSC-B Win by Referee Stopping Contest-Hard Body Blows
WO Win by Walk-over
WP Win on Points

Timing and Results provided by **TISSOT**



Medallists

As of SUN 30 JUL 2017

Medal	Name	NOC
GOLD	KHAMTHA Wiwat	THA - Thailand
SILVER	ABRAMOV Aleksandr	RUS - Russian Federation
BRONZE	SARSEMBEKOV Almaz	KAZ - Kazakhstan

RESULTS BOOK



Muaythai Men's 63.5kg



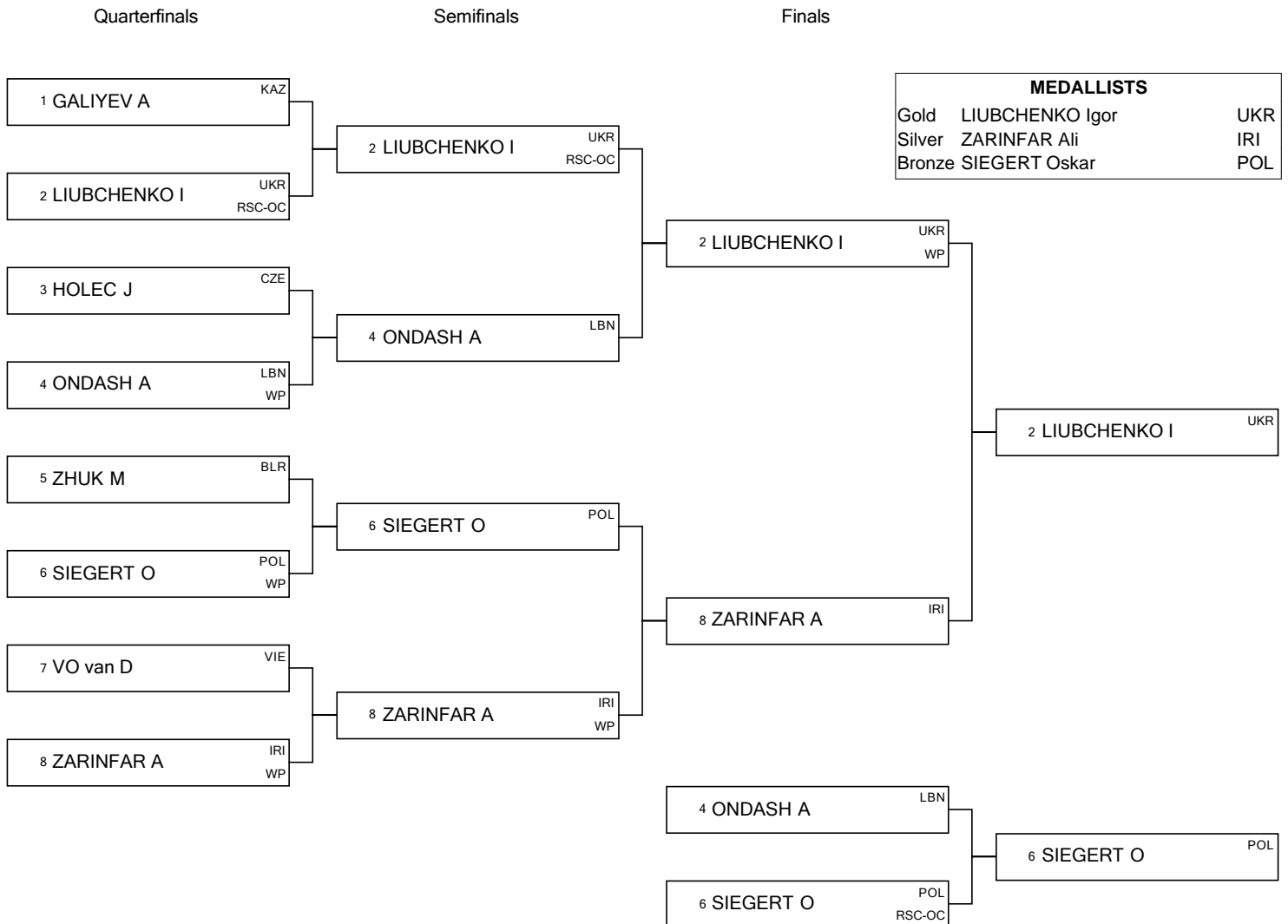
THE WORLD GAMES
WROCLAW 2017

T+TISSOT



Brackets

As of SUN 30 JUL 2017



Legend:
RSC-OC Win by Referee Stopping Contest-Outclassed **WP** Win on Points

Timing and Results provided by **TISSOT**



Medallists

As of SUN 30 JUL 2017

Medal	Name	NOC
GOLD	LIUBCHENKO Igor	UKR - Ukraine
SILVER	ZARINFAR Ali	IRI - Islamic Republic of Iran
BRONZE	SIEGERT Oskar	POL - Poland

RESULTS BOOK



Muaythai Men's 67kg



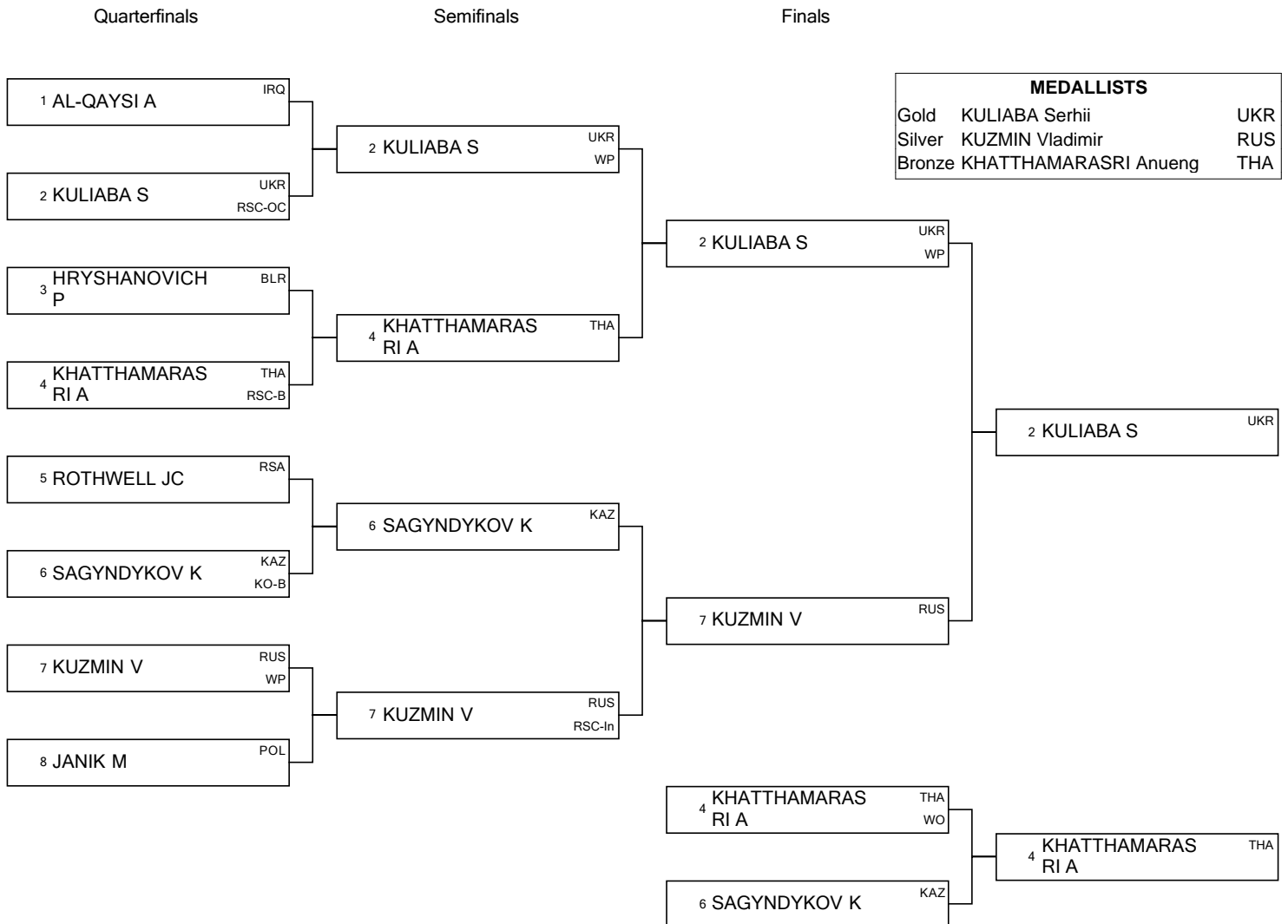
THE WORLD GAMES
WROCLAW 2017

T+TISSOT



Brackets

As of SUN 30 JUL 2017



Legend:

KO-B Win by Knock-out-Hard Body Blows	RSC-B Win by Referee Stopping Contest-Hard Body Blows	RSC-OC Win by Referee Stopping Contest-Outclassed
WO Win by Walk-over	WP Win on Points	

Timing and Results provided by **TISSOT**



Medallists

As of SUN 30 JUL 2017

Medal	Name	NOC
GOLD	KULIABA Serhii	UKR - Ukraine
SILVER	KUZMIN Vladimir	RUS - Russian Federation
BRONZE	KHATTHAMARASRI Anueng	THA - Thailand

RESULTS BOOK



Muaythai Men's 71kg



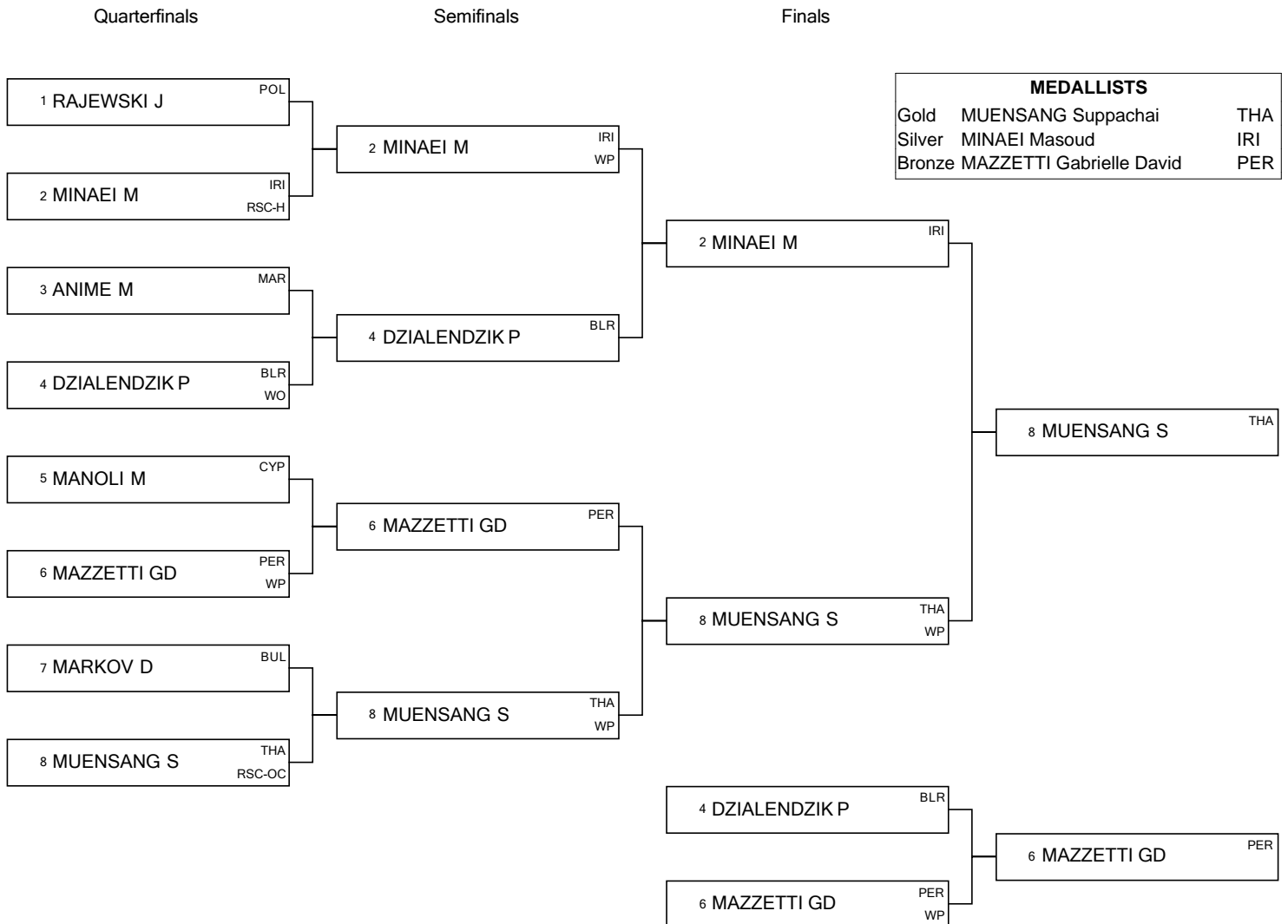
THE WORLD GAMES
WROCLAW 2017

T+TISSOT



Brackets

As of SUN 30 JUL 2017



Legend:

RSC-H Win by Referee Stopping Contest-Hard Head Blows
RSC-OC Win by Referee Stopping Contest-Outclassed
WO Win by Walk-over
WP Win on Points

Timing and Results provided by **TISSOT**



Medallists

As of SUN 30 JUL 2017

Medal	Name	NOC
GOLD	MUENSANG Suppachai	THA - Thailand
SILVER	MINAEI Masoud	IRI - Islamic Republic of Iran
BRONZE	MAZZETTI Gabrielle David	PER - Peru

RESULTS BOOK



Muaythai Men's 75kg



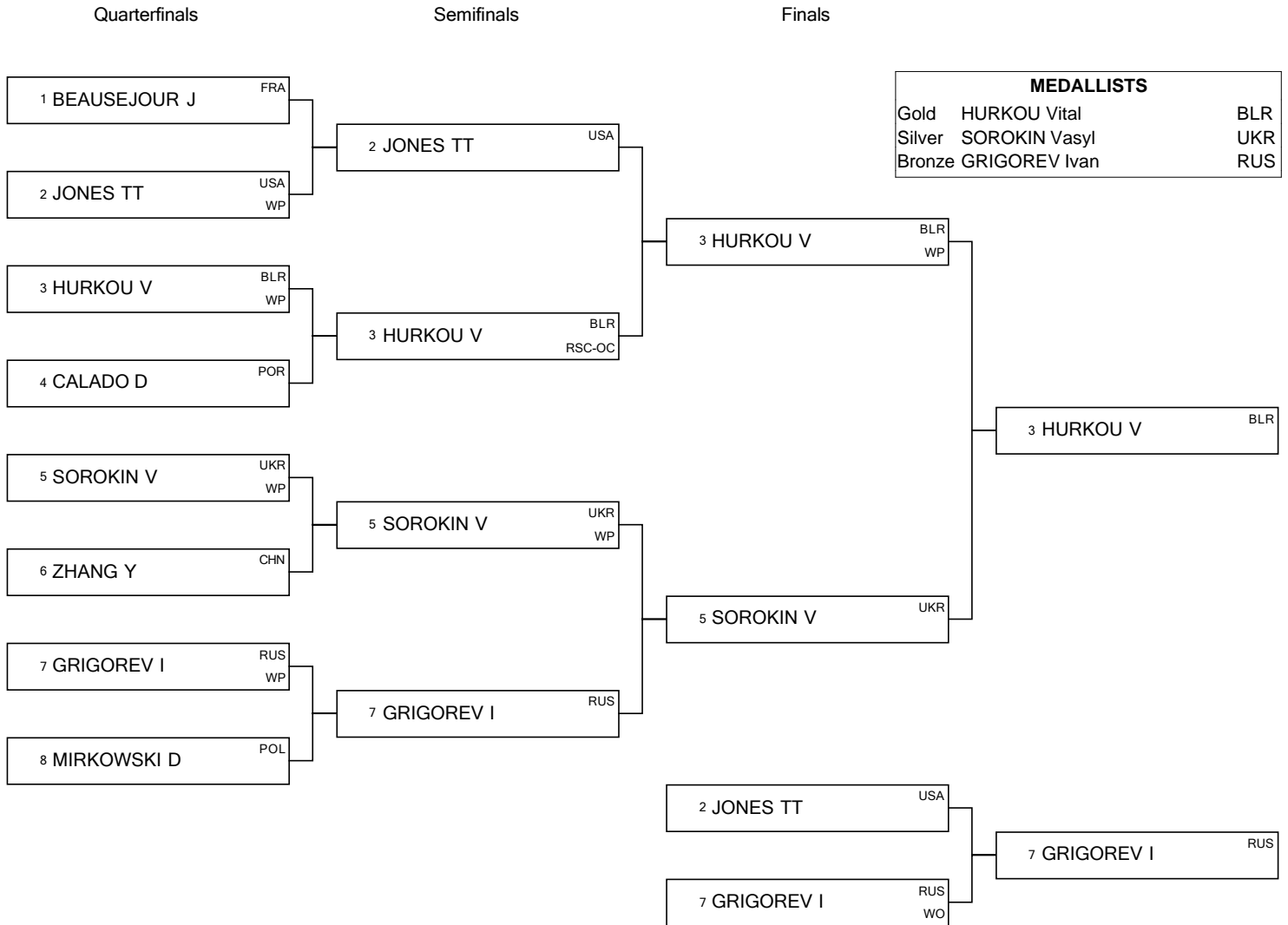
THE WORLD GAMES
WROCLAW 2017

T+TISSOT



Brackets

As of SUN 30 JUL 2017



Legend:
RSC-OC Win by Referee Stopping Contest-Outclassed **WO** Win by Walk-over **WP** Win on Points

Timing and Results provided by **TISSOT**



Medallists

As of SUN 30 JUL 2017

Medal	Name	NOC
GOLD	HURKOU Vital	BLR - Belarus
SILVER	SOROKIN Vasyl	UKR - Ukraine
BRONZE	GRIGOREV Ivan	RUS - Russian Federation

RESULTS BOOK



Muaythai Men's 81kg



THE WORLD GAMES
WROCLAW 2017

T+TISSOT



Medallists

As of SUN 30 JUL 2017

Medal	Name	NOC
GOLD	DOGAN Ali	TUR - Turkey
SILVER	NANGA Constantino	SWE - Sweden
BRONZE	SHOSTAK Mikita	BLR - Belarus

RESULTS BOOK



Muaythai Men's 91kg



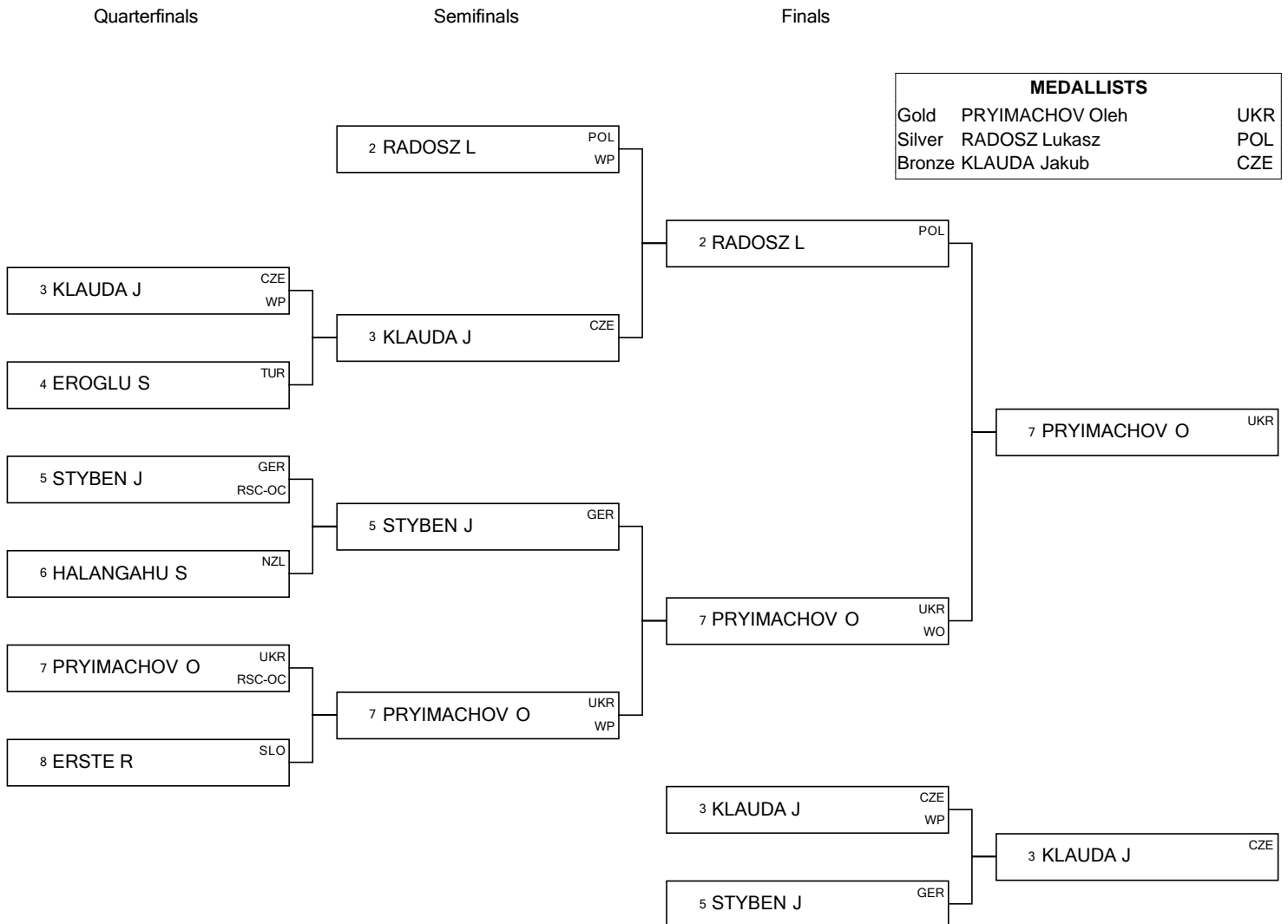
THE WORLD GAMES
WROCLAW 2017

T+TISSOT



Brackets

As of SUN 30 JUL 2017



Legend:
RSC-OC Win by Referee Stopping Contest-Outclassed **WO** Win by Walk-over **WP** Win on Points

Timing and Results provided by **TISSOT**



Medallists

As of SUN 30 JUL 2017

Medal	Name	NOC
GOLD	PRYIMACHOV Oleh	UKR - Ukraine
SILVER	RADOSZ Lukasz	POL - Poland
BRONZE	KLAUDA Jakub	CZE - Czech Republic

RESULTS BOOK



Orienteering



THE WORLD GAMES
WROCLAW 2017

T+TISSOT
SWISS WATCHES SINCE 1853

RESULTS BOOK

TABLE OF CONTENT

25	Orienteering	1615
25.1	Table of Contents	1616
25.2	Number of Entries by NOC	1618
25.3	Medallists by Event	1619
25.4	Medal Standings	1620
25.5	Men's Sprint	1621
25.5.1	Start List	1622
25.5.2	Results	1623
25.5.3	Race Analysis	1625
25.5.4	Medallists	1633
25.6	Men's Middle Distance	1634
25.6.1	Start List	1635
25.6.2	Results	1636
25.6.3	Race Analysis	1638
25.6.4	Medallists	1646
25.7	Women's Sprint	1647
25.7.1	Start List	1648
25.7.2	Results	1649
25.7.3	Race Analysis	1651
25.7.4	Medallists	1656
25.8	Women's Middle Distance	1657
25.8.1	Start List	1658
25.8.2	Results	1659
25.8.3	Race Analysis	1661
25.8.4	Medallists	1669
25.9	Mixed Team Relay	1670
25.9.1	Results	1671
25.9.2	Race Analysis - Team Event	1674
25.9.3	Medallists	1676





Number of Entries by NOC

As of WED 26 JUL 2017

NOC	Men			Women			Mixed	Total
	Middle Distance	Sprint	Total	Middle Distance	Sprint	Total	Team	
AUT - Austria	2	2	2	2	2	2	1	5
BEL - Belgium	1	1	1					1
BLR - Belarus				1	1	1		1
BRA - Brazil	2	2	2	2	2	2	1	5
CAN - Canada	2	2	2	2	2	2	1	5
CZE - Czech Republic	2	2	2	2	2	2	1	5
DEN - Denmark	2	2	2	2	2	2	1	5
ESP - Spain	1	1	1					1
EST - Estonia	2	2	2	2	2	2	1	5
FIN - Finland	2	2	2	2	2	2	1	5
FRA - France	2	2	2	2	2	2	1	5
GBR - Great Britain	2	2	2	2	2	2	1	5
GER - Germany				1	1	1		1
HUN - Hungary	2	2	2	2	2	2	1	5
ITA - Italy				1	1	1		1
JPN - Japan	1	1	1					1
KAZ - Kazakhstan				1	1	1		1
LAT - Latvia				1	1	1		1
NOR - Norway	2	2	2	2	2	2	1	5
NZL - New Zealand	2	2	2	2	2	2	1	5
POL - Poland	2	2	2	2	2	2	1	5
RUS - Russian Federation	2	2	2	2	2	2	1	5
SUI - Switzerland	3	3	3	2	2	2	1	6
SWE - Sweden	3	3	3	2	2	2	1	6
TPE - Chinese Taipei	1	1	1	1	1	1		2
UKR - Ukraine	2	2	2	2	2	2	1	5
Total:	40	40	40	40	40	40	17	97
Number of Countries:	21	21	21	23	23	23	17	26



Medallists by Event

As of THU 27 JUL 2017

Event	Date	Medal	Name	NOC Code
Sprint Women	25 JUL 2017	GOLD	ALM Maja	DEN
		SILVER	ROOS Elena	SUI
		BRONZE	STRAND Lina	SWE
Sprint Men	25 JUL 2017	GOLD	LYSELL Jerker	SWE
		SILVER	MICHIELS Yannick	BEL
		BRONZE	KYBURZ Matthias	SUI
Middle-Distance Women	26 JUL 2017	GOLD	JANSSON Helena	SWE
		SILVER	GEMPERLE NATALIA	RUS
		BRONZE	HAUSWIRTH Sabine	SUI
Middle-Distance Men	26 JUL 2017	GOLD	KYBURZ Matthias	SUI
		SILVER	HOWALD Florian	SUI
		BRONZE	KRAL Vojtech	CZE
Sprint Relay Mixed	27 JUL 2017	GOLD	DENMARK	DEN
		SILVER	SWITZERLAND	SUI
		BRONZE	RUSSIA	RUS




Medal Standings

As of THU 27 JUL 2017

Rank	NOC	Men				Women				Team Relay				Total				Rank by Total		
		G	S	B	Tot	G	S	B	Tot	G	S	B	Tot	G	S	B	Tot			
1	SWE - Sweden	1			1	1			1	2					2			1	3	2
2	DEN - Denmark					1			1	1				1	2				2	=3
3	SUI - Switzerland	1	1	1	3		1	1	2		1		1	1	1	3	2	6	1	
4	RUS - Russian Federation						1		1			1	1		1	1	2		=3	
5	BEL - Belgium		1		1										1		1		=5	
6	CZE - Czech Republic			1	1											1	1		=5	
Total:		2	2	2	6	2	2	2	6					5	5	5	15			

LEGEND							
=	Equal sign indicates that two or more NOCs share the same rank by total	B	Bronze	G	Gold	S	Silver
Tot	Total						

Timing and Results provided by  **TISSOT**

RESULTS BOOK



Orienteering Men's Sprint



THE WORLD GAMES
WROCLAW 2017

T+TISSOT
SWISS WATCHES SINCE 1853



Start List

Start Order	Start Number	Start Time	Name	NOC Code	Remarks
1	101	12:01:00	TANIKAWA Yuta	JPN	
2	102	12:02:00	SOSA DE ARAUJO Carlos Henrique	BRA	
3	103	12:03:00	FARIAS SOSA Sidnaldo	BRA	
4	104	12:04:00	LIU Cheng Hsun	TPE	
5	105	12:05:00	KUUKKA Elias	FIN	
6	106	12:06:00	BAUMHOLCZER Mata	HUN	
7	107	12:07:00	MORRISON Ross	NZL	
8	108	12:08:00	CRITCHLEY William	CAN	
9	109	12:09:00	TCVETKOV DMITRII	RUS	
10	110	12:10:00	KONOTOPETZ DAMIAN	CAN	
11	111	12:11:00	HEINMANN Kristo	EST	
12	112	12:12:00	KRATOV Oleksandr	UKR	
13	113	12:13:00	BAKO Aron	HUN	
14	114	12:14:00	PARFIANOWICZ Piotr	POL	
15	115	12:15:00	PAWLAK Bartosz	POL	
16	116	12:16:00	OSMOEN Jon Aukrust	NOR	
17	117	12:17:00	HERTNER Fabian	SUI	
18	118	12:18:00	KERSCHBAUMER Gernot	AUT	
19	119	12:19:00	LAUKKARINEN Jesse	FIN	
20	120	12:20:00	PETRZELA Jan	CZE	
21	121	12:21:00	MERL Robert	AUT	
22	122	12:22:00	GLIBOV Ruslan	UKR	
23	123	12:23:00	STREET Ralph	GBR	
24	124	12:24:00	BASSET Lucas	FRA	
25	125	12:25:00	BOBACH Soren	DEN	
26	126	12:26:00	BOESEN Andreas Hougaard	DEN	
27	127	12:27:00	KHRAMOV ANDREY	RUS	
28	128	12:28:00	HODKINSON Peter	GBR	
29	129	12:29:00	KIVIKAS Kenny	EST	
30	130	12:30:00	BLANES Andreu	ESP	
31	131	12:31:00	MICHIELS Yannick	BEL	
32	132	12:32:00	BERGMAN Gustav	SWE	
33	133	12:33:00	HOWALD Florian	SUI	
34	134	12:34:00	WESTERGARD Hakon Jarvis	NOR	
35	135	12:35:00	ROBERTSON Tim	NZL	
36	136	12:36:00	LYSELL Jerker	SWE	
37	137	12:37:00	TRANCHAND Frederic	FRA	
38	138	12:38:00	KRAL Vojtech	CZE	
39	139	12:39:00	REGBORN Martin	SWE	
40	140	12:40:00	KYBURZ Matthias	SUI	



Results

Rk	Start No	Name	NOC Code	Time	Time Behind	Remarks
1	136	LYSELL Jerker	SWE	14:40.50	+0.00	
2	131	MICHIELS Yannick	BEL	14:42.80	+2.30	
3	140	KYBURZ Matthias	SUI	14:57.20	+16.70	
4	122	GLIBOV Ruslan	UKR	14:58.50	+18.00	
5	139	REGBORN Martin	SWE	15:10.20	+29.70	
6	125	BOBACH Soren	DEN	15:11.30	+30.80	
7	123	STREET Ralph	GBR	15:11.80	+31.30	
8	137	TRANCHAND Frederic	FRA	15:11.90	+31.40	
9	138	KRAL Vojtech	CZE	15:19.20	+38.70	
10	133	HOWALD Florian	SUI	15:22.50	+42.00	
11	130	BLANES Andreu	ESP	15:29.90	+49.40	
12	128	HODKINSON Peter	GBR	15:31.30	+50.80	
13	126	BOESEN Andreas Hougaard	DEN	15:33.70	+53.20	
14	121	MERL Robert	AUT	15:36.10	+55.60	
15	135	ROBERTSON Tim	NZL	15:37.60	+57.10	
16	117	HERTNER Fabian	SUI	15:37.80	+57.30	
17	124	BASSET Lucas	FRA	15:39.00	+58.50	
18	132	BERGMAN Gustav	SWE	15:41.00	+1:00.50	
19	134	WESTERGARD Hakon Jarvis	NOR	15:41.50	+1:01.00	
20	127	KHRAMOV ANDREY	RUS	15:43.00	+1:02.50	
21	115	PAWLAK Bartosz	POL	15:43.40	+1:02.90	
22	114	PARFIANOWICZ Piotr	POL	15:46.10	+1:05.60	
23	118	KERSCHBAUMER Gernot	AUT	15:48.20	+1:07.70	
24	119	LAUKKARINEN Jesse	FIN	15:50.30	+1:09.80	
25	120	PETRZELA Jan	CZE	15:53.50	+1:13.00	
26	129	KIVIKAS Kenny	EST	15:58.00	+1:17.50	
27	105	KUUKKA Elias	FIN	16:15.80	+1:35.30	
28	110	KONOTOPETZ DAMIAN	CAN	16:21.20	+1:40.70	
29	109	TCVETKOV DMITRII	RUS	16:22.80	+1:42.30	
30	113	BAKO Aron	HUN	16:26.70	+1:46.20	
31	106	BAUMHOLCZER Mata	HUN	16:33.90	+1:53.40	
32	111	HEINMANN Kristo	EST	16:37.10	+1:56.60	
33	116	OSMOEN Jon Aukrust	NOR	16:38.00	+1:57.50	
34	107	MORRISON Ross	NZL	16:44.20	+2:03.70	
35	112	KRATOV Oleksandr	UKR	16:54.90	+2:14.40	
36	103	FARIAS SOUSA Sidnaldo	BRA	17:13.50	+2:33.00	
37	108	CRITCHLEY William	CAN	17:25.20	+2:44.70	
38	102	SOUSA DE ARAUJO Carlos Henrique	BRA	18:27.50	+3:47.00	
39	101	TANIKAWA Yuta	JPN	18:40.00	+3:59.50	
40	104	LIU Cheng Hsun	TPE	20:24.70	+5:44.20	



Results

Participants						Weather	Temperature
Entries / NOCs	Finished	LAP	DNF	DSQ	DNS		
40/21	40	0	0	0	0		19



Race Analysis

After: Finish

Rk	Start No	Name	Time	Control 1 Control 11 Control 21	Control 2 Control 12	Control 3 Control 13	Control 4 Control 14	Control 5 Control 15	Control 6 Control 16	Control 7 Control 17	Control 8 Control 18	Control 9 Control 19	Control 10 Control 20
1	136	LYSELL Jerker SWE	14:40.50 0.00	0:57	1:15	1:40	2:38	2:59	4:27	4:33	4:57	5:39	6:34
				0:57	1:15	1:40	2:38	2:59	4:27	4:33	4:57	5:39	6:34
				6:50	9:05	9:37	10:31	11:10	11:30	12:35	13:01	13:31	14:11
				6:50	9:05	9:37	10:31	11:10	11:30	12:35	13:01	13:31	14:11
				14:22	14:22								
2	131	MICHIELS Yannick BEL	14:42.80 +2.30	0:57	1:15	1:39	2:45	3:05	4:31	4:37	5:02	5:42	6:37
				0:57	1:15	1:39	2:45	3:05	4:31	4:37	5:02	5:42	6:37
				6:52	9:08	9:38	10:31	11:11	11:30	12:37	13:03	13:32	14:12
				6:52	9:08	9:38	10:31	11:11	11:30	12:37	13:03	13:32	14:12
				14:23	14:23								
3	140	KYBURZ Matthias SUI	14:57.20 +16.70	0:59	1:17	1:47	2:49	3:09	4:37	4:44	5:09	5:50	6:44
				0:59	1:17	1:47	2:49	3:09	4:37	4:44	5:09	5:50	6:44
				7:00	9:18	9:50	10:43	11:23	11:42	12:49	13:15	13:48	14:27
				7:00	9:18	9:50	10:43	11:23	11:42	12:49	13:15	13:48	14:27
				14:38	14:38								
4	122	GLIBOV Ruslan UKR	14:58.50 +18.00	0:57	1:15	1:41	2:47	3:08	4:36	4:42	5:06	5:47	6:43
				0:57	1:15	1:41	2:47	3:08	4:36	4:42	5:06	5:47	6:43
				6:58	9:15	9:47	10:39	11:18	11:36	12:42	13:12	13:44	14:30
				6:58	9:15	9:47	10:39	11:18	11:36	12:42	13:12	13:44	14:30
				14:41	14:41								
5	139	REGBORN Martin SWE	15:10.20 +29.70	1:02	1:20	1:47	2:47	3:09	4:38	4:44	5:10	5:57	6:51
				1:02	1:20	1:47	2:47	3:09	4:38	4:44	5:10	5:57	6:51
				7:06	9:29	9:59	10:51	11:30	11:50	12:59	13:24	13:56	14:40
				7:06	9:29	9:59	10:51	11:30	11:50	12:59	13:24	13:56	14:40
				14:51	14:51								



Race Analysis

Rk	Start No	Name	Time	Control 1 Control 11	Control 2 Control 12	Control 3 Control 13	Control 4 Control 14	Control 5 Control 15	Control 6 Control 16	Control 7 Control 17	Control 8 Control 18	Control 9 Control 19	Control 10 Control 20
6	125	BOBACH Soren DEN	15:11.30 +30.80	1:00	1:18	1:47	2:46	3:08	4:38	4:44	5:10	5:52	6:46
				1:00	1:18	1:47	2:46	3:08	4:38	4:44	5:10	5:52	6:46
				7:03	9:28	10:00	10:54	11:33	11:53	13:00	13:25	13:59	14:40
				7:03	9:28	10:00	10:54	11:33	11:53	13:00	13:25	13:59	14:40
				14:51	14:51								
7	123	STREET Ralph GBR	15:11.80 +31.30	1:02	1:21	1:52	2:52	3:15	4:42	4:49	5:15	5:57	6:50
				1:02	1:21	1:52	2:52	3:15	4:42	4:49	5:15	5:57	6:50
				7:06	9:21	9:53	10:48	11:27	11:46	12:57	13:23	13:56	14:42
				7:06	9:21	9:53	10:48	11:27	11:46	12:57	13:23	13:56	14:42
				14:53	14:53								
8	137	TRANCHAND Frederic FRA	15:11.90 +31.40	0:59	1:18	1:45	2:51	3:12	4:39	4:45	5:09	5:52	6:46
				0:59	1:18	1:45	2:51	3:12	4:39	4:45	5:09	5:52	6:46
				7:02	9:20	9:51	10:44	11:25	11:44	12:53	13:24	14:02	14:42
				7:02	9:20	9:51	10:44	11:25	11:44	12:53	13:24	14:02	14:42
				14:53	14:53								
9	138	KRAL Vojtech CZE	15:19.20 +38.70	1:07	1:30	1:57	3:01	3:22	4:55	5:02	5:28	6:11	7:06
				1:07	1:30	1:57	3:01	3:22	4:55	5:02	5:28	6:11	7:06
				7:21	9:35	10:07	11:00	11:40	11:58	13:13	13:38	14:08	14:49
				7:21	9:35	10:07	11:00	11:40	11:58	13:13	13:38	14:08	14:49
				15:01	15:01								
10	133	HOWALD Florian SUI	15:22.50 +42.00	0:58	1:17	1:45	2:45	3:06	4:37	4:43	5:09	5:52	6:48
				0:58	1:17	1:45	2:45	3:06	4:37	4:43	5:09	5:52	6:48
				7:05	9:32	10:04	11:00	11:40	12:04	13:13	13:41	14:11	14:52
				7:05	9:32	10:04	11:00	11:40	12:04	13:13	13:41	14:11	14:52
				15:03	15:03								



Race Analysis

Rk	Start No	Name	Time	Control 1 Control 11	Control 2 Control 12	Control 3 Control 13	Control 4 Control 14	Control 5 Control 15	Control 6 Control 16	Control 7 Control 17	Control 8 Control 18	Control 9 Control 19	Control 10 Control 20
11	130	BLANES Andreu ESP	15:29.90 +49.40	1:03	1:23	1:50	2:59	3:20	4:51	4:57	5:23	6:06	7:02
				1:03	1:23	1:50	2:59	3:20	4:51	4:57	5:23	6:06	7:02
				7:19	9:39	10:09	11:03	11:43	12:02	13:14	13:43	14:16	14:59
				7:19	9:39	10:09	11:03	11:43	12:02	13:14	13:43	14:16	14:59
				15:10	15:10								
12	128	HODKINSON Peter GBR	15:31.30 +50.80	1:02	1:20	1:47	2:47	3:08	4:40	4:46	5:09	5:57	6:57
				1:02	1:20	1:47	2:47	3:08	4:40	4:46	5:09	5:57	6:57
				7:14	9:38	10:09	11:02	11:41	12:14	13:22	13:47	14:20	15:02
				7:14	9:38	10:09	11:02	11:41	12:14	13:22	13:47	14:20	15:02
				15:12	15:12								
13	126	BOESEN Andreas Hougaard DEN	15:33.70 +53.20	0:57	1:16	1:43	2:44	3:06	4:37	4:43	5:09	5:52	6:53
				0:57	1:16	1:43	2:44	3:06	4:37	4:43	5:09	5:52	6:53
				7:09	9:31	10:04	10:59	11:41	12:00	13:10	13:41	14:16	15:01
				7:09	9:31	10:04	10:59	11:41	12:00	13:10	13:41	14:16	15:01
				15:13	15:13								
14	121	MERL Robert AUT	15:36.10 +55.60	1:04	1:23	1:51	2:53	3:15	4:49	4:55	5:21	6:03	7:01
				1:04	1:23	1:51	2:53	3:15	4:49	4:55	5:21	6:03	7:01
				7:17	9:45	10:17	11:14	11:54	12:14	13:27	13:54	14:23	15:06
				7:17	9:45	10:17	11:14	11:54	12:14	13:27	13:54	14:23	15:06
				15:17	15:17								
15	135	ROBERTSON Tim NZL	15:37.60 +57.10	1:00	1:19	1:45	2:46	3:07	4:38	4:44	5:10	5:53	6:54
				1:00	1:19	1:45	2:46	3:07	4:38	4:44	5:10	5:53	6:54
				7:10	9:38	10:11	11:07	11:48	12:08	13:18	13:45	14:16	15:03
				7:10	9:38	10:11	11:07	11:48	12:08	13:18	13:45	14:16	15:03
				15:16	15:16								



Race Analysis

Rk	Start No	Name	Time	Control 1 Control 11	Control 2 Control 12	Control 3 Control 13	Control 4 Control 14	Control 5 Control 15	Control 6 Control 16	Control 7 Control 17	Control 8 Control 18	Control 9 Control 19	Control 10 Control 20
16	117	HERTNER Fabian SUI	15:37.80 +57.30	1:01	1:20	1:45	2:46	3:08	4:38	4:45	5:12	5:55	6:58
				1:01	1:20	1:45	2:46	3:08	4:38	4:45	5:12	5:55	6:58
				7:14	9:40	10:14	11:08	11:49	12:08	13:19	13:52	14:22	15:04
				7:14	9:40	10:14	11:08	11:49	12:08	13:19	13:52	14:22	15:04
				15:18	15:18								
17	124	BASSET Lucas FRA	15:39.00 +58.50	1:02	1:20	1:47	2:48	3:12	4:46	4:53	5:19	6:03	7:02
				1:02	1:20	1:47	2:48	3:12	4:46	4:53	5:19	6:03	7:02
				7:19	9:47	10:19	11:14	11:55	12:15	13:27	13:54	14:25	15:07
				7:19	9:47	10:19	11:14	11:55	12:15	13:27	13:54	14:25	15:07
				15:18	15:18								
18	132	BERGMAN Gustav SWE	15:41.00 +1:00.50	1:07	1:30	1:57	3:00	3:20	4:52	4:58	5:22	6:03	7:01
				1:07	1:30	1:57	3:00	3:20	4:52	4:58	5:22	6:03	7:01
				7:17	9:51	10:22	11:18	12:00	12:19	13:28	13:54	14:26	15:10
				7:17	9:51	10:22	11:18	12:00	12:19	13:28	13:54	14:26	15:10
				15:22	15:22								
19	134	WESTERGARD Hakon Jarvis NOR	15:41.50 +1:01.00	1:03	1:23	1:54	3:04	3:25	4:55	5:05	5:32	6:15	7:12
				1:03	1:23	1:54	3:04	3:25	4:55	5:05	5:32	6:15	7:12
				7:28	9:47	10:18	11:14	11:57	12:17	13:25	13:51	14:25	15:11
				7:28	9:47	10:18	11:14	11:57	12:17	13:25	13:51	14:25	15:11
				15:22	15:22								
20	127	KHRAMOV ANDREY RUS	15:43.00 +1:02.50	1:08	1:27	1:53	3:03	3:25	4:53	4:59	5:23	6:06	7:03
				1:08	1:27	1:53	3:03	3:25	4:53	4:59	5:23	6:06	7:03
				7:20	9:47	10:21	11:15	11:59	12:19	13:29	13:56	14:27	15:13
				7:20	9:47	10:21	11:15	11:59	12:19	13:29	13:56	14:27	15:13
				15:23	15:23								



Race Analysis

Rk	Start No	Name	Time	Control 1 Control 11 Control 21	Control 2 Control 12	Control 3 Control 13	Control 4 Control 14	Control 5 Control 15	Control 6 Control 16	Control 7 Control 17	Control 8 Control 18	Control 9 Control 19	Control 10 Control 20
21	115	PAWLAK Bartosz POL	15:43.40 +1:02.90	0:59	1:18	1:46	2:54	3:15	4:50	4:56	5:22	6:06	7:05
				0:59	1:18	1:46	2:54	3:15	4:50	4:56	5:22	6:06	7:05
				7:22	9:47	10:20	11:13	11:55	12:16	13:26	13:53	14:29	15:13
				7:22	9:47	10:20	11:13	11:55	12:16	13:26	13:53	14:29	15:13
				15:24	15:24								
22	114	PARFIANOWICZ Piotr POL	15:46.10 +1:05.60	0:58	1:16	1:41	2:51	3:12	4:40	4:46	5:14	5:56	6:52
				0:58	1:16	1:41	2:51	3:12	4:40	4:46	5:14	5:56	6:52
				7:08	9:33	10:05	10:59	11:38	11:57	13:25	13:53	14:31	15:15
				7:08	9:33	10:05	10:59	11:38	11:57	13:25	13:53	14:31	15:15
				15:27	15:27								
23	118	KERSCHBAUMER Gernot AUT	15:48.20 +1:07.70	1:01	1:19	1:45	2:46	3:07	4:40	4:46	5:12	5:57	6:56
				1:01	1:19	1:45	2:46	3:07	4:40	4:46	5:12	5:57	6:56
				7:13	9:45	10:17	11:11	11:53	12:13	13:25	13:57	14:32	15:17
				7:13	9:45	10:17	11:11	11:53	12:13	13:25	13:57	14:32	15:17
				15:28	15:28								
24	119	LAUKKARINEN Jesse FIN	15:50.30 +1:09.80	1:00	1:19	1:49	3:01	3:23	4:58	5:04	5:30	6:13	7:13
				1:00	1:19	1:49	3:01	3:23	4:58	5:04	5:30	6:13	7:13
				7:30	9:52	10:23	11:17	11:59	12:19	13:27	14:00	14:34	15:18
				7:30	9:52	10:23	11:17	11:59	12:19	13:27	14:00	14:34	15:18
				15:29	15:29								
25	120	PETRZELA Jan CZE	15:53.50 +1:13.00	1:05	1:25	1:54	2:54	3:16	4:58	5:05	5:30	6:13	7:11
				1:05	1:25	1:54	2:54	3:16	4:58	5:05	5:30	6:13	7:11
				7:27	9:58	10:31	11:26	12:07	12:28	13:39	14:06	14:37	15:20
				7:27	9:58	10:31	11:26	12:07	12:28	13:39	14:06	14:37	15:20
				15:33	15:33								



Race Analysis

Rk	Start No	Name	Time	Control 1 Control 11	Control 2 Control 12	Control 3 Control 13	Control 4 Control 14	Control 5 Control 15	Control 6 Control 16	Control 7 Control 17	Control 8 Control 18	Control 9 Control 19	Control 10 Control 20
26	129	KIVIKAS Kenny EST	15:58.00 +1:17.50	1:00	1:18	1:49	2:51	3:14	4:45	4:52	5:22	6:11	7:12
				1:00	1:18	1:49	2:51	3:14	4:45	4:52	5:22	6:11	7:12
				7:28	9:55	10:27	11:23	12:04	12:24	13:36	14:02	14:38	15:26
				7:28	9:55	10:27	11:23	12:04	12:24	13:36	14:02	14:38	15:26
				15:38	15:38								
27	105	KUUKKA Elias FIN	16:15.80 +1:35.30	1:13	1:32	2:00	3:04	3:28	5:00	5:07	5:32	6:17	7:19
				1:13	1:32	2:00	3:04	3:28	5:00	5:07	5:32	6:17	7:19
				7:37	10:09	10:42	11:38	12:21	12:41	13:52	14:21	14:58	15:44
				7:37	10:09	10:42	11:38	12:21	12:41	13:52	14:21	14:58	15:44
				15:56	15:56								
28	110	KONOTOPETZ DAMIAN CAN	16:21.20 +1:40.70	1:01	1:20	1:51	2:56	3:20	4:52	4:59	5:26	6:12	7:09
				1:01	1:20	1:51	2:56	3:20	4:52	4:59	5:26	6:12	7:09
				7:26	9:55	10:29	11:25	12:12	12:35	13:53	14:27	15:04	15:48
				7:26	9:55	10:29	11:25	12:12	12:35	13:53	14:27	15:04	15:48
				15:59	15:59								
29	109	TCVETKOV DMITRII RUS	16:22.80 +1:42.30	1:06	1:31	2:03	3:14	3:36	5:10	5:17	5:45	6:29	7:27
				1:06	1:31	2:03	3:14	3:36	5:10	5:17	5:45	6:29	7:27
				7:44	10:13	10:46	11:44	12:26	12:47	13:59	14:26	15:02	15:49
				7:44	10:13	10:46	11:44	12:26	12:47	13:59	14:26	15:02	15:49
				16:02	16:02								
30	113	BAKO Aron HUN	16:26.70 +1:46.20	1:07	1:29	1:56	3:08	3:32	5:05	5:13	5:39	6:29	7:27
				1:07	1:29	1:56	3:08	3:32	5:05	5:13	5:39	6:29	7:27
				7:44	10:20	10:54	11:49	12:31	12:51	14:03	14:35	15:09	15:55
				7:44	10:20	10:54	11:49	12:31	12:51	14:03	14:35	15:09	15:55
				16:06	16:06								



Race Analysis

Rk	Start No	Name	Time	Control 1 Control 11 Control 21	Control 2 Control 12	Control 3 Control 13	Control 4 Control 14	Control 5 Control 15	Control 6 Control 16	Control 7 Control 17	Control 8 Control 18	Control 9 Control 19	Control 10 Control 20
31	106	BAUMHOLCZER Mata HUN	16:33.90 +1:53.40	1:04	1:29	1:58	2:58	3:22	4:56	5:03	5:29	6:19	7:18
				1:04	1:29	1:58	2:58	3:22	4:56	5:03	5:29	6:19	7:18
				7:36	10:03	10:39	11:36	12:22	12:45	14:01	14:34	15:13	16:02
				7:36	10:03	10:39	11:36	12:22	12:45	14:01	14:34	15:13	16:02
				16:14	16:14								
32	111	HEINMANN Kristo EST	16:37.10 +1:56.60	1:07	1:26	1:59	3:04	3:27	5:06	5:15	5:42	6:28	7:30
				1:07	1:26	1:59	3:04	3:27	5:06	5:15	5:42	6:28	7:30
				7:47	10:19	10:52	11:49	12:34	12:55	14:10	14:45	15:21	16:06
				7:47	10:19	10:52	11:49	12:34	12:55	14:10	14:45	15:21	16:06
				16:18	16:18								
33	116	OSMOEN Jon Aukrust NOR	16:38.00 +1:57.50	1:01	1:21	1:48	2:53	3:16	4:47	4:55	5:23	6:11	7:14
				1:01	1:21	1:48	2:53	3:16	4:47	4:55	5:23	6:11	7:14
				7:31	10:08	10:40	11:37	12:20	12:49	13:59	14:33	15:11	16:06
				7:31	10:08	10:40	11:37	12:20	12:49	13:59	14:33	15:11	16:06
				16:19	16:19								
34	107	MORRISON Ross NZL	16:44.20 +2:03.70	1:02	1:21	1:51	2:52	3:16	4:48	4:54	5:25	6:11	7:11
				1:02	1:21	1:51	2:52	3:16	4:48	4:54	5:25	6:11	7:11
				7:28	10:04	10:39	11:41	12:27	12:48	14:18	14:47	15:24	16:11
				7:28	10:04	10:39	11:41	12:27	12:48	14:18	14:47	15:24	16:11
				16:23	16:23								
35	112	KRATOV Oleksandr UKR	16:54.90 +2:14.40	1:08	1:29	1:57	3:09	3:31	5:08	5:14	5:40	6:26	7:32
				1:08	1:29	1:57	3:09	3:31	5:08	5:14	5:40	6:26	7:32
				7:50	10:30	11:04	12:02	12:47	13:07	14:28	14:57	15:29	16:21
				7:50	10:30	11:04	12:02	12:47	13:07	14:28	14:57	15:29	16:21
				16:34	16:34								



Race Analysis

Rk	Start No	Name	Time	Control 1 Control 11	Control 2 Control 12	Control 3 Control 13	Control 4 Control 14	Control 5 Control 15	Control 6 Control 16	Control 7 Control 17	Control 8 Control 18	Control 9 Control 19	Control 10 Control 20
36	103	FARIAS SOUSA Sidnaldo BRA	17:13.50 +2:33.00	1:03	1:23	1:54	2:59	3:33	5:09	5:19	5:48	6:37	7:48
				1:03	1:23	1:54	2:59	3:33	5:09	5:19	5:48	6:37	7:48
				8:06	10:45	11:20	12:15	12:59	13:19	14:41	15:17	15:54	16:41
				8:06	10:45	11:20	12:15	12:59	13:19	14:41	15:17	15:54	16:41
				16:53	16:53								
37	108	CRITCHLEY William CAN	17:25.20 +2:44.70	1:07	1:28	1:57	3:11	3:34	5:12	5:19	5:45	6:32	7:36
				1:07	1:28	1:57	3:11	3:34	5:12	5:19	5:45	6:32	7:36
				7:54	10:36	11:10	12:12	12:57	13:19	14:36	15:12	15:56	16:49
				7:54	10:36	11:10	12:12	12:57	13:19	14:36	15:12	15:56	16:49
				17:03	17:03								
38	102	SOUSA DE ARAUJO Carlos Henrique BRA	18:27.50 +3:47.00	1:12	1:34	2:08	3:23	3:46	5:41	5:50	6:17	7:12	8:13
				1:12	1:34	2:08	3:23	3:46	5:41	5:50	6:17	7:12	8:13
				8:31	11:18	12:09	13:11	13:56	14:23	15:46	16:22	16:59	17:54
				8:31	11:18	12:09	13:11	13:56	14:23	15:46	16:22	16:59	17:54
				18:06	18:06								
39	101	TANIKAWA Yuta JPN	18:40.00 +3:59.50	1:14	1:37	2:14	3:42	4:08	5:55	6:02	6:30	7:19	8:27
				1:14	1:37	2:14	3:42	4:08	5:55	6:02	6:30	7:19	8:27
				8:47	11:39	12:16	13:18	14:08	14:32	15:57	16:31	17:15	18:06
				8:47	11:39	12:16	13:18	14:08	14:32	15:57	16:31	17:15	18:06
				18:18	18:18								
40	104	LIU Cheng Hsun TPE	20:24.70 +5:44.20	1:10	1:31	2:07	3:47	4:11	6:02	6:09	6:39	7:32	8:45
				1:10	1:31	2:07	3:47	4:11	6:02	6:09	6:39	7:32	8:45
				9:05	12:11	12:50	14:00	14:50	15:14	16:44	17:23	18:30	19:50
				9:05	12:11	12:50	14:00	14:50	15:14	16:44	17:23	18:30	19:50
				20:02	20:02								

NOTES
Intermediate (lap) times are information recorded from transponders. Final time used for ranking at the end of the race is determined with photo-finish for all riders.

LEGEND
PTP Point-To-Point



Medallists

Medal	Name	NOC
GOLD	LYSELL Jerker	SWE - Sweden
SILVER	MICHIELS Yannick	BEL - Belgium
BRONZE	KYBURZ Matthias	SUI - Switzerland

RESULTS BOOK



Orienteering Men's Middle Distance



THE WORLD GAMES
WROCLAW 2017

T+TISSOT
SWISS WATCHES SINCE 1853



THE WORLD GAMES
WROCLAW 2017

Trzebnica Aquapark

WED 26 JUL 2017

Start Time: 11:30

Orienteering

Men's Middle Distance



Start List

Start Order	Start Number	Start Time	Name	NOC Code	Remarks
1	101	11:30:00	LIU Cheng Hsun	TPE	
2	102	11:32:00	PARFIANOWICZ Piotr	POL	
3	103	11:34:00	LAUKKARINEN Jesse	FIN	
4	104	11:36:00	BOESEN Andreas Hougaard	DEN	
5	105	11:38:00	TANIKAWA Yuta	JPN	
6	106	11:40:00	CRITCHLEY William	CAN	
7	107	11:42:00	LYSELL Jerker	SWE	
8	108	11:44:00	SOUSA DE ARAUJO Carlos Henrique	BRA	
9	109	11:46:00	MORRISON Ross	NZL	
10	110	11:48:00	MICHIELS Yannick	BEL	
11	111	11:50:00	KONOTOPETZ DAMIAN	CAN	
12	112	11:52:00	ROBERTSON Tim	NZL	
13	113	11:54:00	BAKO Aron	HUN	
14	114	11:56:00	FARIAS SOUSA Sidnaldo	BRA	
15	115	11:58:00	BAUMHOLCZER Mata	HUN	
16	116	12:00:00	HEINMANN Kristo	EST	
17	117	12:02:00	BOBACH Soren	DEN	
18	118	12:04:00	HODKINSON Peter	GBR	
19	119	12:06:00	BLANES Andreu	ESP	
20	120	12:08:00	OSMOEN Jon Aukrust	NOR	
21	121	12:10:00	KUUKKA Elias	FIN	
22	122	12:12:00	KHRAMOV ANDREY	RUS	
23	123	12:14:00	MERL Robert	AUT	
24	124	12:16:00	KIVIKAS Kenny	EST	
25	125	12:18:00	STREET Ralph	GBR	
26	126	12:20:00	PAWLAK Bartosz	POL	
27	127	12:22:00	WESTERGARD Hakon Jarvis	NOR	
28	128	12:24:00	TCVETKOV DMITRII	RUS	
29	129	12:26:00	PETRZELA Jan	CZE	
30	130	12:28:00	HERTNER Fabian	SUI	
31	131	12:30:00	KERSCHBAUMER Gernot	AUT	
32	132	12:32:00	TRANCHAND Frederic	FRA	
33	133	12:34:00	KRATOV Oleksandr	UKR	
34	134	12:36:00	GLIBOV Ruslan	UKR	
35	135	12:38:00	HOWALD Florian	SUI	
36	136	12:40:00	KRAL Vojtech	CZE	
37	137	12:42:00	BASSET Lucas	FRA	
38	138	12:44:00	REGBORN Martin	SWE	
39	139	12:46:00	BERGMAN Gustav	SWE	
40	140	12:48:00	KYBURZ Matthias	SUI	

Timing and Results provided by TISSOT





THE WORLD GAMES
WROCLAW 2017

Trzebnica Aquapark

WED 26 JUL 2017
Start Time: 11:30

Orienteering

Men's Middle Distance



Results

Rk	Start No	Name	NOC Code	Time	Time Behind	Remarks
1	140	KYBURZ Matthias	SUI	34:05.00	+0.00	
2	135	HOWALD Florian	SUI	34:43.00	+38.00	
3	136	KRAL Vojtech	CZE	35:20.00	+1:15.00	
4	131	KERSCHBAUMER Gernot	AUT	35:50.00	+1:45.00	
5	132	TRANCHAND Frederic	FRA	35:56.00	+1:51.00	
6	133	KRATOV Oleksandr	UKR	36:07.00	+2:02.00	
6	139	BERGMAN Gustav	SWE	36:07.00	+2:02.00	
8	134	GLIBOV Ruslan	UKR	36:10.00	+2:05.00	
9	117	BOBACH Soren	DEN	36:30.00	+2:25.00	
10	128	TCVETKOV DMITRII	RUS	36:52.00	+2:47.00	
11	107	LYSELL Jerker	SWE	37:00.00	+2:55.00	
12	137	BASSET Lucas	FRA	37:05.00	+3:00.00	
13	104	BOESEN Andreas Hougaard	DEN	37:26.00	+3:21.00	
14	125	STREET Ralph	GBR	37:27.00	+3:22.00	
15	122	KHRAMOV ANDREY	RUS	37:43.00	+3:38.00	
16	130	HERTNER Fabian	SUI	37:54.00	+3:49.00	
17	129	PETRZELA Jan	CZE	37:58.00	+3:53.00	
18	126	PAWLAK Bartosz	POL	38:11.00	+4:06.00	
19	120	OSMOEN Jon Aukrust	NOR	38:16.00	+4:11.00	
20	127	WESTERGARD Hakon Jarvis	NOR	38:30.00	+4:25.00	
21	138	REGBORN Martin	SWE	39:07.00	+5:02.00	
22	110	MICHIELS Yannick	BEL	39:40.00	+5:35.00	
23	118	HODKINSON Peter	GBR	39:41.00	+5:36.00	
24	121	KUUKKA Elias	FIN	39:44.00	+5:39.00	
25	102	PARFIANOWICZ Piotr	POL	39:47.00	+5:42.00	
26	103	LAUKKARINEN Jesse	FIN	39:56.00	+5:51.00	
27	123	MERL Robert	AUT	40:01.00	+5:56.00	
28	124	KIVIKAS Kenny	EST	40:10.00	+6:05.00	
29	119	BLANES Andreu	ESP	40:20.00	+6:15.00	
30	112	ROBERTSON Tim	NZL	42:07.00	+8:02.00	
31	115	BAUMHOLCZER Mata	HUN	42:58.00	+8:53.00	
32	109	MORRISON Ross	NZL	43:19.00	+9:14.00	
33	111	KONOTOPETZ DAMIAN	CAN	43:57.00	+9:52.00	
34	113	BAKO Aron	HUN	44:00.00	+9:55.00	
35	114	FARIAS SOUSA Sidnaldo	BRA	45:02.00	+10:57.00	
36	106	CRITCHLEY William	CAN	50:48.00	+16:43.00	
37	105	TANIKAWA Yuta	JPN	51:19.00	+17:14.00	
38	108	SOUSA DE ARAUJO Carlos Henrique	BRA	54:02.00	+19:57.00	
39	101	LIU Cheng Hsun	TPE	1:19:19.00	+45:14.00	
	116	HEINMANN Kristo	EST	DSQ		

Timing and Results provided by TISSOT





Results

Participants						Weather	Temperature
Entries / NOCs	Finished	LAP	DNF	DSQ	DNS		
40/21	39	0	0	1	0	cloudy	20

LEGEND
DSQ Disqualified

Timing and Results provided by  **TISSOT**



Race Analysis

After: Finish

Rk	Start No	Name	Time	Point 1	Point 2	Point 3	Point 4	Point 5	Point 6	Point 7	Point 8	Point 9	Point 10
				Point 11	Point 12	Point 13	Point 14	Point 15	Point 16	Point 17	Point 18	Point 19	Point 20
1	140	KYBURZ Matthias SUI	34:05.00 0.00	1:35	4:28	5:06	5:37	8:10	10:05	11:38	12:48	13:04	13:27
				1:35	4:28	5:06	5:37	8:10	10:05	11:38	12:48	13:04	13:27
				14:07	15:02	15:58	17:09	17:49	18:45	20:03	21:05	21:45	23:39
				14:07	15:02	15:58	17:09	17:49	18:45	20:03	21:05	21:45	23:39
				24:36	24:49	26:20	27:02	29:14	30:36	30:58	31:44	33:08	33:53
2	135	HOWALD Florian SUI	34:43.00 +38.00	1:36	4:41	5:22	6:01	8:44	10:49	12:10	13:37	13:59	14:33
				1:36	4:41	5:22	6:01	8:44	10:49	12:10	13:37	13:59	14:33
				15:17	16:18	17:23	18:38	19:21	20:18	21:36	22:39	23:22	24:20
				15:17	16:18	17:23	18:38	19:21	20:18	21:36	22:39	23:22	24:20
				25:13	25:27	26:59	27:43	29:42	31:12	31:34	32:25	33:48	34:33
3	136	KRAL Vojtech CZE	35:20.00 +1:15.00	1:41	4:50	5:30	6:01	8:46	10:47	12:13	13:32	13:52	14:16
				1:41	4:50	5:30	6:01	8:46	10:47	12:13	13:32	13:52	14:16
				15:03	16:03	17:04	18:28	19:16	20:16	21:41	22:48	23:30	24:22
				15:03	16:03	17:04	18:28	19:16	20:16	21:41	22:48	23:30	24:22
				25:20	25:33	26:59	27:57	30:04	31:40	32:03	32:50	34:25	35:11
4	131	KERSCHBAUMER Gernot AUT	35:50.00 +1:45.00	1:48	4:56	5:38	6:11	8:56	11:02	12:25	13:46	14:06	14:32
				1:48	4:56	5:38	6:11	8:56	11:02	12:25	13:46	14:06	14:32
				15:24	16:24	17:30	19:07	19:52	20:52	22:09	23:20	24:02	24:57
				15:24	16:24	17:30	19:07	19:52	20:52	22:09	23:20	24:02	24:57
				25:54	26:10	27:46	28:34	30:36	32:03	32:25	33:16	34:50	35:39
5	132	TRANCHAND Frederic FRA	35:56.00 +1:51.00	1:44	4:45	5:25	5:56	8:35	10:49	12:13	13:29	13:49	14:14
				1:44	4:45	5:25	5:56	8:35	10:49	12:13	13:29	13:49	14:14
				15:01	16:01	16:59	18:13	18:55	19:48	21:23	22:23	23:04	24:04
				15:01	16:01	16:59	18:13	18:55	19:48	21:23	22:23	23:04	24:04
				25:12	25:25	26:47	27:36	29:45	32:21	32:40	33:27	35:01	35:46
25:12	25:25	26:47	27:36	29:45	32:21	32:40	33:27	35:01	35:46				



Race Analysis

Rk	Start No	Name	Time	Point 1 Point 11	Point 2 Point 12	Point 3 Point 13	Point 4 Point 14	Point 5 Point 15	Point 6 Point 16	Point 7 Point 17	Point 8 Point 18	Point 9 Point 19	Point 10 Point 20
6	133	KRATOV Oleksandr UKR	36:07.00 +2:02.00	1:38	4:49	5:27	6:15	9:03	11:14	12:38	14:10	14:34	15:03
				1:38	4:49	5:27	6:15	9:03	11:14	12:38	14:10	14:34	15:03
				15:50	16:51	17:50	19:06	19:48	20:48	22:21	23:24	24:08	25:10
				15:50	16:51	17:50	19:06	19:48	20:48	22:21	23:24	24:08	25:10
				26:13	26:28	28:08	28:51	30:51	32:27	32:50	33:39	35:05	35:57
6	139	BERGMAN Gustav SWE	36:07.00 +2:02.00	1:44	5:29	6:10	6:43	9:40	11:47	12:59	14:16	14:45	15:13
				1:44	5:29	6:10	6:43	9:40	11:47	12:59	14:16	14:45	15:13
				16:00	16:53	17:53	19:04	19:45	20:42	22:00	23:02	23:42	25:33
				16:00	16:53	17:53	19:04	19:45	20:42	22:00	23:02	23:42	25:33
				26:39	26:53	28:28	29:07	31:18	32:39	33:02	33:48	35:11	35:57
8	134	GLIBOV Ruslan UKR	36:10.00 +2:05.00	1:31	4:59	5:40	6:12	9:05	11:08	12:32	13:52	14:15	14:45
				1:31	4:59	5:40	6:12	9:05	11:08	12:32	13:52	14:15	14:45
				15:34	16:34	17:37	18:50	19:38	20:51	22:09	23:15	23:55	24:50
				15:34	16:34	17:37	18:50	19:38	20:51	22:09	23:15	23:55	24:50
				26:11	26:26	28:03	28:48	31:05	32:39	33:01	33:47	35:17	36:01
9	117	BOBACH Soren DEN	36:30.00 +2:25.00	1:51	4:52	5:33	6:03	8:36	10:45	12:07	13:26	14:04	14:33
				1:51	4:52	5:33	6:03	8:36	10:45	12:07	13:26	14:04	14:33
				15:22	16:20	17:23	18:35	19:17	20:19	21:45	22:54	23:47	25:04
				15:22	16:20	17:23	18:35	19:17	20:19	21:45	22:54	23:47	25:04
				26:03	26:18	28:15	28:57	31:04	32:28	32:54	33:45	35:28	36:19
10	128	TCVETKOV DMITRII RUS	36:52.00 +2:47.00	1:44	5:09	5:48	6:25	9:09	11:20	12:51	14:12	14:34	14:59
				1:44	5:09	5:48	6:25	9:09	11:20	12:51	14:12	14:34	14:59
				15:51	16:56	18:00	19:21	20:08	21:29	22:57	24:04	24:43	25:41
				15:51	16:56	18:00	19:21	20:08	21:29	22:57	24:04	24:43	25:41
				26:50	27:06	28:40	29:29	31:33	33:06	33:28	34:18	35:50	36:41
				26:50	27:06	28:40	29:29	31:33	33:06	33:28	34:18	35:50	36:41



Race Analysis

Rk	Start No	Name	Time	Point 1	Point 2	Point 3	Point 4	Point 5	Point 6	Point 7	Point 8	Point 9	Point 10
				Point 11	Point 12	Point 13	Point 14	Point 15	Point 16	Point 17	Point 18	Point 19	Point 20
11	107	LYSELL Jerker SWE	37:00.00 +2:55.00	1:30	4:34	5:14	5:49	8:35	10:53	12:12	13:37	14:00	14:29
				1:30	4:34	5:14	5:49	8:35	10:53	12:12	13:37	14:00	14:29
				15:16	16:17	17:16	18:40	19:24	20:50	22:27	23:35	24:21	25:28
				15:16	16:17	17:16	18:40	19:24	20:50	22:27	23:35	24:21	25:28
				26:45	26:58	28:31	29:23	31:35	33:19	33:42	34:30	36:03	36:50
12	137	BASSET Lucas FRA	37:05.00 +3:00.00	1:43	4:48	5:25	5:59	8:53	10:58	12:24	13:46	14:05	14:40
				1:43	4:48	5:25	5:59	8:53	10:58	12:24	13:46	14:05	14:40
				15:34	16:36	17:37	18:57	19:42	20:43	23:01	24:16	24:57	25:54
				15:34	16:36	17:37	18:57	19:42	20:43	23:01	24:16	24:57	25:54
				26:50	27:05	28:40	29:22	31:50	33:21	33:46	34:35	36:07	36:54
13	104	BOESEN Andreas Hougaard DEN	37:26.00 +3:21.00	1:41	4:58	5:41	6:14	9:15	11:30	13:14	14:42	15:07	15:34
				1:41	4:58	5:41	6:14	9:15	11:30	13:14	14:42	15:07	15:34
				16:23	17:25	18:29	19:47	20:41	21:47	23:08	24:19	25:01	26:00
				16:23	17:25	18:29	19:47	20:41	21:47	23:08	24:19	25:01	26:00
				26:59	27:14	28:49	29:39	31:54	33:29	33:53	34:47	36:26	37:15
14	125	STREET Ralph GBR	37:27.00 +3:22.00	1:51	5:07	5:46	6:32	9:31	12:01	13:28	14:51	15:12	15:45
				1:51	5:07	5:46	6:32	9:31	12:01	13:28	14:51	15:12	15:45
				16:33	17:35	18:32	19:54	20:40	22:04	23:21	24:31	25:20	26:22
				16:33	17:35	18:32	19:54	20:40	22:04	23:21	24:31	25:20	26:22
				27:23	27:37	29:14	29:59	32:06	33:47	34:10	34:58	36:32	37:17
15	122	KHRAMOV ANDREY RUS	37:43.00 +3:38.00	1:51	5:03	5:44	6:18	9:10	11:11	12:47	14:42	15:05	15:31
				1:51	5:03	5:44	6:18	9:10	11:11	12:47	14:42	15:05	15:31
				16:22	17:21	18:30	19:46	20:31	21:32	23:01	24:19	25:03	26:09
				16:22	17:21	18:30	19:46	20:31	21:32	23:01	24:19	25:03	26:09
				27:05	27:20	28:54	29:48	32:25	34:00	34:24	35:15	36:44	37:32
				27:05	27:20	28:54	29:48	32:25	34:00	34:24	35:15	36:44	37:32



Race Analysis

Rk	Start No	Name	Time	Point 1	Point 2	Point 3	Point 4	Point 5	Point 6	Point 7	Point 8	Point 9	Point 10
				Point 11	Point 12	Point 13	Point 14	Point 15	Point 16	Point 17	Point 18	Point 19	Point 20
16	130	HERTNER Fabian SUI	37:54.00 +3:49.00	1:51	5:02	5:43	6:16	9:00	11:22	12:43	14:13	14:40	15:26
				1:51	5:02	5:43	6:16	9:00	11:22	12:43	14:13	14:40	15:26
				16:16	17:14	19:53	21:03	21:49	22:50	24:16	25:18	26:04	26:59
				16:16	17:14	19:53	21:03	21:49	22:50	24:16	25:18	26:04	26:59
				27:58	28:13	29:47	30:34	32:39	34:05	34:28	35:20	36:53	37:42
17	129	PETRZELA Jan CZE	37:58.00 +3:53.00	1:55	5:12	5:50	6:25	9:31	11:39	12:54	14:20	14:41	15:11
				1:55	5:12	5:50	6:25	9:31	11:39	12:54	14:20	14:41	15:11
				16:03	17:10	18:32	19:52	20:38	21:38	23:07	24:19	25:20	26:17
				16:03	17:10	18:32	19:52	20:38	21:38	23:07	24:19	25:20	26:17
				27:21	27:36	29:16	30:06	32:25	34:04	34:34	35:22	37:02	37:47
18	126	PAWLAK Bartosz POL	38:11.00 +4:06.00	1:40	4:58	5:48	6:24	9:13	11:27	13:04	14:29	14:57	15:23
				1:40	4:58	5:48	6:24	9:13	11:27	13:04	14:29	14:57	15:23
				16:14	17:14	18:13	19:45	20:49	21:52	23:25	24:31	25:15	26:21
				16:14	17:14	18:13	19:45	20:49	21:52	23:25	24:31	25:15	26:21
				27:39	27:54	29:33	30:38	32:58	34:27	34:50	35:42	37:12	38:00
19	120	OSMOEN Jon Aukrust NOR	38:16.00 +4:11.00	1:41	4:56	5:41	6:13	9:06	11:12	12:50	14:17	14:44	15:14
				1:41	4:56	5:41	6:13	9:06	11:12	12:50	14:17	14:44	15:14
				16:05	17:12	18:17	19:39	20:29	21:41	23:12	24:21	25:03	26:12
				16:05	17:12	18:17	19:39	20:29	21:41	23:12	24:21	25:03	26:12
				27:34	27:50	29:30	30:20	32:39	34:30	34:53	35:45	37:14	38:05
20	127	WESTERGARD Hakon Jarvis NOR	38:30.00 +4:25.00	1:52	5:04	5:45	6:19	9:06	11:25	12:58	14:36	15:05	15:33
				1:52	5:04	5:45	6:19	9:06	11:25	12:58	14:36	15:05	15:33
				16:21	17:22	18:52	20:04	20:53	21:52	23:24	25:02	26:10	27:07
				16:21	17:22	18:52	20:04	20:53	21:52	23:24	25:02	26:10	27:07
				28:12	28:26	29:57	30:39	32:40	34:31	34:55	35:48	37:24	38:19
				28:12	28:26	29:57	30:39	32:40	34:31	34:55	35:48	37:24	38:19



Race Analysis

Rk	Start No	Name	Time	Point 1	Point 2	Point 3	Point 4	Point 5	Point 6	Point 7	Point 8	Point 9	Point 10
				Point 11	Point 12	Point 13	Point 14	Point 15	Point 16	Point 17	Point 18	Point 19	Point 20
21	138	REGBORN Martin SWE	39:07.00 +5:02.00	1:53	4:55	5:32	6:04	8:46	10:55	12:29	13:50	14:10	14:36
				1:53	4:55	5:32	6:04	8:46	10:55	12:29	13:50	14:10	14:36
				15:23	16:20	17:16	18:34	19:18	20:35	22:06	24:32	25:13	26:06
				15:23	16:20	17:16	18:34	19:18	20:35	22:06	24:32	25:13	26:06
				26:59	27:14	28:47	30:09	33:24	34:47	35:08	35:57	37:58	38:52
22	110	MICHIELS Yannick BEL	39:40.00 +5:35.00	1:34	5:01	5:40	6:13	9:34	11:45	13:15	14:42	15:05	15:54
				1:34	5:01	5:40	6:13	9:34	11:45	13:15	14:42	15:05	15:54
				16:43	17:44	18:48	20:19	21:02	22:17	23:44	24:54	25:38	27:11
				16:43	17:44	18:48	20:19	21:02	22:17	23:44	24:54	25:38	27:11
				28:22	28:38	30:20	31:10	33:41	35:29	35:51	36:45	38:35	39:29
23	118	HODKINSON Peter GBR	39:41.00 +5:36.00	1:48	5:23	6:02	6:38	9:38	12:00	13:26	14:56	15:20	15:50
				1:48	5:23	6:02	6:38	9:38	12:00	13:26	14:56	15:20	15:50
				16:39	17:45	18:49	20:12	21:03	22:26	24:08	25:15	26:11	27:12
				16:39	17:45	18:49	20:12	21:03	22:26	24:08	25:15	26:11	27:12
				28:25	28:40	30:17	31:13	33:41	35:28	35:48	36:38	38:33	39:31
24	121	KUUKKA Elias FIN	39:44.00 +5:39.00	1:59	6:00	6:40	7:18	10:59	13:30	14:55	16:33	16:55	17:21
				1:59	6:00	6:40	7:18	10:59	13:30	14:55	16:33	16:55	17:21
				18:11	19:10	20:28	21:41	22:29	23:29	25:04	26:21	27:03	28:04
				18:11	19:10	20:28	21:41	22:29	23:29	25:04	26:21	27:03	28:04
				29:02	29:17	30:50	31:43	34:27	36:02	36:24	37:13	38:45	39:33
25	102	PARFIANOWICZ Piotr POL	39:47.00 +5:42.00	1:41	5:40	6:23	6:55	9:50	12:04	13:37	15:00	15:26	15:55
				1:41	5:40	6:23	6:55	9:50	12:04	13:37	15:00	15:26	15:55
				16:45	17:46	18:53	20:15	21:09	22:18	23:39	24:51	25:40	26:49
				16:45	17:46	18:53	20:15	21:09	22:18	23:39	24:51	25:40	26:49
				28:16	28:30	30:00	30:43	33:16	35:10	35:32	36:22	38:47	39:37
				28:16	28:30	30:00	30:43	33:16	35:10	35:32	36:22	38:47	39:37



Race Analysis

Rk	Start No	Name	Time	Point 1	Point 2	Point 3	Point 4	Point 5	Point 6	Point 7	Point 8	Point 9	Point 10
				Point 11	Point 12	Point 13	Point 14	Point 15	Point 16	Point 17	Point 18	Point 19	Point 20
26	103	LAUKKARINEN Jesse FIN	39:56.00 +5:51.00	1:42	4:55	5:37	6:18	9:13	11:22	12:55	14:40	15:08	15:39
				1:42	4:55	5:37	6:18	9:13	11:22	12:55	14:40	15:08	15:39
				16:32	17:41	18:45	20:05	21:03	22:11	23:59	26:15	27:03	28:01
				16:32	17:41	18:45	20:05	21:03	22:11	23:59	26:15	27:03	28:01
				29:02	29:16	30:59	31:44	34:12	35:56	36:20	37:14	38:50	39:42
27	123	MERL Robert AUT	40:01.00 +5:56.00	1:50	5:16	5:59	6:33	9:30	11:46	13:11	14:44	15:08	15:37
				1:50	5:16	5:59	6:33	9:30	11:46	13:11	14:44	15:08	15:37
				16:29	17:34	19:14	20:34	21:29	22:49	24:31	25:43	26:29	27:36
				16:29	17:34	19:14	20:34	21:29	22:49	24:31	25:43	26:29	27:36
				28:41	28:55	30:42	31:32	33:55	36:03	36:25	37:25	38:59	39:50
28	124	KIVIKAS Kenny EST	40:10.00 +6:05.00	1:40	5:35	6:16	6:54	9:32	11:55	13:22	14:57	15:24	15:53
				1:40	5:35	6:16	6:54	9:32	11:55	13:22	14:57	15:24	15:53
				16:42	17:43	18:46	20:09	20:51	22:35	23:51	24:58	25:45	28:28
				16:42	17:43	18:46	20:09	20:51	22:35	23:51	24:58	25:45	28:28
				29:29	29:43	31:18	32:03	34:13	35:52	36:16	37:09	38:55	39:58
29	119	BLANES Andreu ESP	40:20.00 +6:15.00	1:53	5:22	6:18	6:52	9:38	11:52	14:22	15:48	16:13	16:40
				1:53	5:22	6:18	6:52	9:38	11:52	14:22	15:48	16:13	16:40
				17:30	18:33	19:36	21:32	22:24	23:42	25:13	26:22	27:05	28:13
				17:30	18:33	19:36	21:32	22:24	23:42	25:13	26:22	27:05	28:13
				29:40	29:55	31:32	32:20	34:40	36:27	36:51	37:43	39:15	40:07
30	112	ROBERTSON Tim NZL	42:07.00 +8:02.00	2:03	5:21	6:01	6:47	9:53	12:06	13:53	15:31	15:55	16:31
				2:03	5:21	6:01	6:47	9:53	12:06	13:53	15:31	15:55	16:31
				17:29	18:36	20:42	21:50	22:36	23:41	25:10	26:37	27:21	28:45
				17:29	18:36	20:42	21:50	22:36	23:41	25:10	26:37	27:21	28:45
				30:05	30:20	32:08	32:55	36:00	37:37	38:02	38:54	41:01	41:56
				30:05	30:20	32:08	32:55	36:00	37:37	38:02	38:54	41:01	41:56



Race Analysis

Rk	Start No	Name	Time	Point 1	Point 2	Point 3	Point 4	Point 5	Point 6	Point 7	Point 8	Point 9	Point 10
				Point 11	Point 12	Point 13	Point 14	Point 15	Point 16	Point 17	Point 18	Point 19	Point 20
31	115	BAUMHOLCZER Mata HUN	42:58.00 +8:53.00	1:44	5:44	6:20	7:04	10:28	12:45	14:31	15:57	16:30	16:59
				1:44	5:44	6:20	7:04	10:28	12:45	14:31	15:57	16:30	16:59
				17:53	19:03	20:19	21:43	23:08	24:19	25:50	26:58	28:00	29:18
				17:53	19:03	20:19	21:43	23:08	24:19	25:50	26:58	28:00	29:18
				30:29	30:45	32:52	33:45	36:37	38:13	38:39	39:35	41:50	42:47
32	109	MORRISON Ross NZL	43:19.00 +9:14.00	2:12	5:51	6:34	7:17	10:18	12:41	14:40	16:09	16:35	17:03
				2:12	5:51	6:34	7:17	10:18	12:41	14:40	16:09	16:35	17:03
				18:07	19:12	20:44	22:23	23:08	24:18	26:15	27:52	28:43	29:55
				18:07	19:12	20:44	22:23	23:08	24:18	26:15	27:52	28:43	29:55
				31:07	31:23	33:23	34:20	36:54	38:47	39:12	40:11	42:12	43:07
33	111	KONOTOPETZ DAMIAN CAN	43:57.00 +9:52.00	2:10	5:48	6:35	7:15	10:31	12:50	14:41	16:15	16:54	17:28
				2:10	5:48	6:35	7:15	10:31	12:50	14:41	16:15	16:54	17:28
				18:16	19:19	20:27	22:25	23:14	24:21	26:27	27:34	28:22	30:45
				18:16	19:19	20:27	22:25	23:14	24:21	26:27	27:34	28:22	30:45
				32:06	32:20	34:12	34:56	38:01	39:37	40:01	40:55	42:54	43:47
34	113	BAKO Aron HUN	44:00.00 +9:55.00	1:51	5:32	6:18	6:50	9:54	12:22	13:51	16:09	16:36	17:24
				1:51	5:32	6:18	6:50	9:54	12:22	13:51	16:09	16:36	17:24
				18:23	19:29	20:37	22:02	22:53	24:42	26:27	27:40	28:29	29:32
				18:23	19:29	20:37	22:02	22:53	24:42	26:27	27:40	28:29	29:32
				31:03	31:21	33:27	34:14	37:19	39:14	39:42	40:36	42:28	43:49
35	114	FARIAS SOUSA Sidnaldo BRA	45:02.00 +10:57.00	2:13	5:59	6:40	8:07	11:16	13:43	15:14	16:50	17:18	17:46
				2:13	5:59	6:40	8:07	11:16	13:43	15:14	16:50	17:18	17:46
				19:11	20:16	21:31	22:55	23:44	25:09	27:18	28:38	29:48	31:05
				19:11	20:16	21:31	22:55	23:44	25:09	27:18	28:38	29:48	31:05
				32:06	32:22	34:29	35:14	38:20	40:03	40:30	41:24	43:55	44:50
				32:06	32:22	34:29	35:14	38:20	40:03	40:30	41:24	43:55	44:50



Race Analysis

Rk	Start No	Name	Time	Point 1	Point 2	Point 3	Point 4	Point 5	Point 6	Point 7	Point 8	Point 9	Point 10
				Point 11	Point 12	Point 13	Point 14	Point 15	Point 16	Point 17	Point 18	Point 19	Point 20
36	106	CRITCHLEY William CAN	50:48.00 +16:43.00	2:34	6:52	7:55	8:43	12:38	15:21	17:28	19:17	19:46	20:21
				2:34	6:52	7:55	8:43	12:38	15:21	17:28	19:17	19:46	20:21
				21:24	22:42	24:05	25:36	26:27	27:54	30:37	32:05	33:44	35:22
				21:24	22:42	24:05	25:36	26:27	27:54	30:37	32:05	33:44	35:22
				36:57	37:13	39:33	40:26	43:22	45:40	46:10	47:16	49:28	50:36
37	105	TANIKAWA Yuta JPN	51:19.00 +17:14.00	2:17	6:10	7:10	7:58	11:37	14:44	16:16	17:51	18:18	18:57
				2:17	6:10	7:10	7:58	11:37	14:44	16:16	17:51	18:18	18:57
				20:03	21:30	22:50	24:40	25:39	28:20	30:27	31:57	33:00	34:24
				20:03	21:30	22:50	24:40	25:39	28:20	30:27	31:57	33:00	34:24
				36:13	36:31	38:43	39:51	43:05	46:35	47:05	48:06	50:07	51:09
38	108	SOUSA DE ARAUJO Carlos Henrique BRA	54:02.00 +19:57.00	2:10	6:15	7:12	7:57	12:27	16:27	19:20	21:49	22:18	22:53
				2:10	6:15	7:12	7:57	12:27	16:27	19:20	21:49	22:18	22:53
				24:03	25:26	26:43	28:17	29:12	30:22	32:30	33:45	34:36	37:41
				24:03	25:26	26:43	28:17	29:12	30:22	32:30	33:45	34:36	37:41
				38:56	39:14	41:37	42:30	45:54	48:22	48:50	50:24	52:33	53:51
39	101	LIU Cheng Hsun TPE	1:19:19.00 +45:14.00	3:49	14:20	15:22	16:10	20:43	24:54	27:35	29:27	30:24	31:06
				3:49	14:20	15:22	16:10	20:43	24:54	27:35	29:27	30:24	31:06
				32:27	35:06	36:51	39:47	41:19	42:57	46:29	47:54	52:43	57:42
				32:27	35:06	36:51	39:47	41:19	42:57	46:29	47:54	52:43	57:42
				59:27	59:49	1:02:24	1:05:20	1:10:32	1:12:31	1:12:57	1:14:00	1:17:41	1:19:02
		59:27	59:49	1:02:24	1:05:20	1:10:32	1:12:31	1:12:57	1:14:00	1:17:41	1:19:02		
116		HEINMANN Kristo EST	DSQ										

NOTES
Intermediate (lap) times are information recorded from transponders. Final time used for ranking at the end of the race is determined with photo-finish for all riders.

LEGEND
DSQ Disqualified PTP Point-To-Point



Medallists

Medal	Name	NOC
GOLD	KYBURZ Matthias	SUI - Switzerland
SILVER	HOWALD Florian	SUI - Switzerland
BRONZE	KRAL Vojtech	CZE - Czech Republic

RESULTS BOOK



Orienteering Women's Sprint



THE WORLD GAMES
WROCLAW 2017

T+TISSOT
SWISS WATCHES SINCE 1853



Start List

Start Order	Start Number	Start Time	Name	NOC Code	Remarks
1	1	11:01:00	OWEN Tori	CAN	
2	2	11:02:00	DALMARES LENZ Elaine	BRA	
3	3	11:03:00	MOLDASHEVA Elmira	KAZ	
4	4	11:04:00	DE SIGUEIRA CHILES Franciely	BRA	
5	5	11:05:00	WANG Ting-Hsuan	TPE	
6	6	11:06:00	DZEMA Kateryna	UKR	
7	7	11:07:00	MORRISON Kate	NZL	
8	8	11:08:00	CYCH Weronika	POL	
9	9	11:09:00	BENJAMINSEN Andrine	NOR	
10	10	11:10:00	RIHMA Annika	EST	
11	11	11:11:00	LÖSCH Susen	GER	
12	12	11:12:00	DAMBE Inga	LAT	
13	13	11:13:00	BEAUVISAGE Lauriane	FRA	
14	14	11:14:00	GYURKO Fanni	HUN	
15	15	11:15:00	KEMP Emily	CAN	
16	16	11:16:00	JANOSIKOVA Tereza	CZE	
17	17	11:17:00	ROBERTSON Laura	NZL	
18	18	11:18:00	KAASIKU Evely	EST	
19	19	11:19:00	CARTER-DAVIES Megan	GBR	
20	20	11:20:00	HORNIK Aleksandra	POL	
21	21	11:21:00	STRAIN TESSA	GBR	
22	22	11:22:00	SCALET-MERL Carlotta	ITA	
23	23	11:23:00	WEILER Virag	HUN	
24	24	11:24:00	RAMSTEIN Laura	AUT	
25	25	11:25:00	KOSOVA Denisa	CZE	
26	26	11:26:00	KADAN Ursula	AUT	
27	27	11:27:00	BJORGUL Ida Marie Næss	NOR	
28	28	11:28:00	BASSET Isia	FRA	
29	29	11:29:00	ANTTONEN Sari	FIN	
30	30	11:30:00	KLYSNER Cecilie Friberg	DEN	
31	31	11:31:00	DENISOVA Anastasia	BLR	
32	32	11:32:00	GEMPERLE NATALIA	RUS	
33	33	11:33:00	JANSSON Helena	SWE	
34	34	11:34:00	HAUSWIRTH Sabine	SUI	
35	35	11:35:00	TEINI Marika	FIN	
36	36	11:36:00	STRAND Lina	SWE	
37	37	11:37:00	VOLYNSKA Nadiya	UKR	
38	38	11:38:00	ROOS Elena	SUI	
39	39	11:39:00	VINOGRADOVA GALINA	RUS	
40	40	11:40:00	ALM Maja	DEN	



Results

Rk	Start No	Name	NOC Code	Time	Time Behind	Remarks
1	40	ALM Maja	DEN	13:59.50	+0.00	
2	38	ROOS Elena	SUI	14:32.50	+33.00	
3	36	STRAND Lina	SWE	14:39.80	+40.30	
4	39	VINOGRADOVA GALINA	RUS	14:39.90	+40.40	
5	34	HAUSWIRTH Sabine	SUI	14:45.30	+45.80	
6	33	JANSSON Helena	SWE	14:51.60	+52.10	
7	31	DENISOVA Anastasia	BLR	14:52.80	+53.30	
8	32	GEMPERLE NATALIA	RUS	14:54.10	+54.60	
9	30	KLYSNER Cecilie Friberg	DEN	14:54.70	+55.20	
10	27	BJORGUL Ida Marie Næss	NOR	15:07.60	+1:08.10	
11	17	ROBERTSON Laura	NZL	15:09.20	+1:09.70	
12	29	ANTTONEN Sari	FIN	15:18.60	+1:19.10	
13	26	KADAN Ursula	AUT	15:28.40	+1:28.90	
14	35	TEINI Marika	FIN	15:30.70	+1:31.20	
15	20	HORNIK Aleksandra	POL	15:31.50	+1:32.00	
16	16	JANOSIKOVA Tereza	CZE	15:36.00	+1:36.50	
17	19	CARTER-DAVIES Megan	GBR	15:36.50	+1:37.00	
18	9	BENJAMINSEN Andrine	NOR	15:39.10	+1:39.60	
19	14	GYURKO Fanni	HUN	15:58.80	+1:59.30	
20	23	WEILER Virag	HUN	15:59.00	+1:59.50	
21	22	SCALET-MERL Carlotta	ITA	16:00.10	+2:00.60	
22	21	STRAIN TESSA	GBR	16:10.20	+2:10.70	
23	10	RIHMA Annika	EST	16:10.50	+2:11.00	
24	6	DZEMA Kateryna	UKR	16:18.50	+2:19.00	
24	28	BASSET Isia	FRA	16:18.50	+2:19.00	
26	24	RAMSTEIN Laura	AUT	16:20.30	+2:20.80	
27	18	KAASIKU Evely	EST	16:22.20	+2:22.70	
28	11	LÖSCH Susen	GER	16:24.40	+2:24.90	
29	12	DAMBE Inga	LAT	16:27.90	+2:28.40	
30	25	KOSOVA Denisa	CZE	16:31.70	+2:32.20	
31	8	CYCH Weronika	POL	16:36.80	+2:37.30	
32	13	BEAUVISAGE Lauriane	FRA	16:44.90	+2:45.40	
33	7	MORRISON Kate	NZL	17:53.30	+3:53.80	
34	4	DE SIGUEIRA CHILES Francieli	BRA	18:26.00	+4:26.50	
35	1	OWEN Tori	CAN	18:37.20	+4:37.70	
36	3	MOLDASHEVA Elmira	KAZ	19:25.90	+5:26.40	
37	5	WANG Ting-Hsuan	TPE	19:37.60	+5:38.10	
38	2	DALMARES LENZ Elaine	BRA	20:23.70	+6:24.20	
0	15	KEMP Emily	CAN	DSQ		
0	37	VOLYNSKA Nadiya	UKR	DSQ		



Results

Participants						Weather	Temperature
Entries / NOCs	Finished	LAP	DNF	DSQ	DNS		
40/23	38	0	0	2	0		17

LEGEND
DSQ Disqualified

Timing and Results provided by  **TISSOT**



Race Analysis

After: Finish

Rk	Start No	Name	Time	Control 1 Control 11	Control 2 Control 12	Control 3 Control 13	Control 4 Control 14	Control 5 Control 15	Control 6 Control 16	Control 7 Control 17	Control 8 Control 18	Control 9 Control 19	Control 10	
1	40	ALM Maja DEN	13:59.50 0.00	1:07	1:29	2:00	3:12	3:35	5:11	5:18	5:46	6:34	7:14	
				1:07	1:29	2:00	3:12	3:35	5:11	5:18	5:46	6:34	7:14	
				7:25	9:30	9:52	10:21	11:33	12:02	12:39	13:27	13:38		
				7:25	9:30	9:52	10:21	11:33	12:02	12:39	13:27	13:38		
2	38	ROOS Elena SUI	14:32.50 +33.00	1:11	1:33	2:03	3:11	3:37	5:17	5:25	5:57	6:47	7:25	
				1:11	1:33	2:03	3:11	3:37	5:17	5:25	5:57	6:47	7:25	
				7:38	9:53	10:18	10:49	12:09	12:38	13:12	13:58	14:10		
				7:38	9:53	10:18	10:49	12:09	12:38	13:12	13:58	14:10		
3	36	STRAND Lina SWE	14:39.80 +40.30	1:09	1:36	2:05	3:13	3:38	5:22	5:30	5:58	6:48	7:29	
				1:09	1:36	2:05	3:13	3:38	5:22	5:30	5:58	6:48	7:29	
				7:41	9:54	10:18	10:53	12:11	12:40	13:15	14:05	14:18		
				7:41	9:54	10:18	10:53	12:11	12:40	13:15	14:05	14:18		
4	39	VINOGRADOVA GALINA RUS	14:39.90 +40.40	1:08	1:30	1:59	3:06	3:30	5:11	5:23	5:59	6:48	7:26	
				1:08	1:30	1:59	3:06	3:30	5:11	5:23	5:59	6:48	7:26	
				7:39	9:50	10:13	10:42	11:56	12:27	13:08	14:07	14:19		
				7:39	9:50	10:13	10:42	11:56	12:27	13:08	14:07	14:19		
5	34	HAUSWIRTH Sabine SUI	14:45.30 +45.80	1:07	1:28	1:57	3:19	3:44	5:21	5:28	5:56	6:45	7:26	
				1:07	1:28	1:57	3:19	3:44	5:21	5:28	5:56	6:45	7:26	
				7:40	9:47	10:10	10:42	12:06	12:39	13:19	14:13	14:25		
				7:40	9:47	10:10	10:42	12:06	12:39	13:19	14:13	14:25		
6	33	JANSSON Helena SWE	14:51.60 +52.10	1:17	1:39	2:14	3:20	3:45	5:29	5:37	6:05	6:55	7:36	
				1:17	1:39	2:14	3:20	3:45	5:29	5:37	6:05	6:55	7:36	
				7:48	10:07	10:32	11:05	12:23	12:57	13:32	14:18	14:30		
				7:48	10:07	10:32	11:05	12:23	12:57	13:32	14:18	14:30		
7	31	DENISOVA Anastasia BLR	14:52.80 +53.30	1:08	1:29	1:58	3:09	3:34	5:13	5:20	5:54	6:44	7:23	
				1:08	1:29	1:58	3:09	3:34	5:13	5:20	5:54	6:44	7:23	
				7:36	9:48	10:12	10:46	12:06	12:35	13:30	14:20	14:31		
				7:36	9:48	10:12	10:46	12:06	12:35	13:30	14:20	14:31		
8	32	GEMPERLE NATALIA RUS	14:54.10 +54.60	1:14	1:36	2:06	3:16	3:40	5:32	5:41	6:08	7:00	7:39	
				1:14	1:36	2:06	3:16	3:40	5:32	5:41	6:08	7:00	7:39	
				7:51	10:09	10:34	11:05	12:22	13:00	13:34	14:22	14:33		
				7:51	10:09	10:34	11:05	12:22	13:00	13:34	14:22	14:33		



Race Analysis

Rk	Start No	Name	Time	Control 1 Control 11	Control 2 Control 12	Control 3 Control 13	Control 4 Control 14	Control 5 Control 15	Control 6 Control 16	Control 7 Control 17	Control 8 Control 18	Control 9 Control 19	Control 10	
9	30	KLYSNER Cecilie Friberg DEN	14:54.70 +55.20	1:09	1:30	1:58	3:18	3:41	5:22	5:28	5:56	6:47	7:25	
				1:09	1:30	1:58	3:18	3:41	5:22	5:28	5:56	6:47	7:25	
				7:39	9:54	10:21	10:54	12:14	12:44	13:19	14:08	14:22		
				7:39	9:54	10:21	10:54	12:14	12:44	13:19	14:08	14:22		
10	27	BJORGUL Ida Marie Næss NOR	15:07.60 +1:08.10	1:14	1:36	2:06	3:20	3:44	5:27	5:35	6:04	6:55	7:34	
				1:14	1:36	2:06	3:20	3:44	5:27	5:35	6:04	6:55	7:34	
				7:48	10:04	10:29	10:59	12:18	12:48	13:23	14:17	14:34		
				7:48	10:04	10:29	10:59	12:18	12:48	13:23	14:17	14:34		
11	17	ROBERTSON Laura NZL	15:09.20 +1:09.70	1:11	1:33	2:03	3:12	3:36	5:27	5:35	6:05	6:57	7:37	
				1:11	1:33	2:03	3:12	3:36	5:27	5:35	6:05	6:57	7:37	
				7:51	10:10	10:35	11:06	12:32	13:03	13:40	14:34	14:47		
				7:51	10:10	10:35	11:06	12:32	13:03	13:40	14:34	14:47		
12	29	ANTTONEN Sari FIN	15:18.60 +1:19.10	1:10	1:32	2:02	3:17	3:43	5:29	5:37	6:10	7:03	7:44	
				1:10	1:32	2:02	3:17	3:43	5:29	5:37	6:10	7:03	7:44	
				7:58	10:24	10:47	11:20	12:43	13:14	13:54	14:46	14:58		
				7:58	10:24	10:47	11:20	12:43	13:14	13:54	14:46	14:58		
13	26	KADAN Ursula AUT	15:28.40 +1:28.90	1:15	1:36	2:08	3:32	3:57	5:46	5:54	6:29	7:22	8:02	
				1:15	1:36	2:08	3:32	3:57	5:46	5:54	6:29	7:22	8:02	
				8:15	10:35	10:59	11:31	12:50	13:26	14:02	14:55	15:08		
				8:15	10:35	10:59	11:31	12:50	13:26	14:02	14:55	15:08		
14	35	TEINI Marika FIN	15:30.70 +1:31.20	1:14	1:36	2:08	3:20	3:45	5:33	5:40	6:09	7:03	7:47	
				1:14	1:36	2:08	3:20	3:45	5:33	5:40	6:09	7:03	7:47	
				7:59	10:26	10:52	11:23	12:47	13:23	14:02	14:52	15:07		
				7:59	10:26	10:52	11:23	12:47	13:23	14:02	14:52	15:07		
15	20	HORNIK Aleksandra POL	15:31.50 +1:32.00	1:10	1:32	2:02	3:44	4:14	5:59	6:05	6:33	7:24	8:04	
				1:10	1:32	2:02	3:44	4:14	5:59	6:05	6:33	7:24	8:04	
				8:17	10:37	11:01	11:31	12:50	13:26	14:08	14:55	15:10		
				8:17	10:37	11:01	11:31	12:50	13:26	14:08	14:55	15:10		
16	16	JANOSIKOVA Tereza CZE	15:36.00 +1:36.50	1:17	1:40	2:14	3:27	3:53	5:44	5:51	6:21	7:15	8:00	
				1:17	1:40	2:14	3:27	3:53	5:44	5:51	6:21	7:15	8:00	
				8:15	10:43	11:07	11:39	13:01	13:33	14:11	15:02	15:17		
				8:15	10:43	11:07	11:39	13:01	13:33	14:11	15:02	15:17		
17	19	CARTER-DAVIES Megan GBR	15:36.50 +1:37.00	1:10	1:32	2:06	3:30	3:55	5:40	5:48	6:18	7:11	7:52	
				1:10	1:32	2:06	3:30	3:55	5:40	5:48	6:18	7:11	7:52	
				8:06	10:32	10:58	11:32	12:56	13:29	14:10	15:02	15:15		
				8:06	10:32	10:58	11:32	12:56	13:29	14:10	15:02	15:15		



Race Analysis

Rk	Start No	Name	Time	Control 1 Control 11	Control 2 Control 12	Control 3 Control 13	Control 4 Control 14	Control 5 Control 15	Control 6 Control 16	Control 7 Control 17	Control 8 Control 18	Control 9 Control 19	Control 10
18	9	BENJAMINSEN Andrine NOR	15:39.10 +1:39.60	1:15	1:39	2:11	3:29	3:55	5:41	5:49	6:21	7:13	7:55
				1:15	1:39	2:11	3:29	3:55	5:41	5:49	6:21	7:13	7:55
				8:12	10:33	10:58	11:32	12:58	13:30	14:12	15:05	15:18	
				8:12	10:33	10:58	11:32	12:58	13:30	14:12	15:05	15:18	
19	14	GYURKO Fanni HUN	15:58.80 +1:59.30	1:16	1:40	2:17	3:32	3:58	5:49	5:57	6:28	7:21	8:03
				1:16	1:40	2:17	3:32	3:58	5:49	5:57	6:28	7:21	8:03
				8:18	10:49	11:14	11:47	13:13	13:51	14:30	15:23	15:36	
				8:18	10:49	11:14	11:47	13:13	13:51	14:30	15:23	15:36	
20	23	WEILER Virag HUN	15:59.00 +1:59.50	1:12	1:34	2:10	3:40	4:06	5:58	6:06	6:36	7:40	8:23
				1:12	1:34	2:10	3:40	4:06	5:58	6:06	6:36	7:40	8:23
				8:37	10:57	11:22	11:54	13:23	13:59	14:36	15:25	15:38	
				8:37	10:57	11:22	11:54	13:23	13:59	14:36	15:25	15:38	
21	22	SCALET-MERL Carlotta ITA	16:00.10 +2:00.60	1:18	1:42	2:17	3:33	3:58	5:51	5:58	6:26	7:18	8:01
				1:18	1:42	2:17	3:33	3:58	5:51	5:58	6:26	7:18	8:01
				8:17	10:56	11:23	11:56	13:21	13:57	14:34	15:24	15:38	
				8:17	10:56	11:23	11:56	13:21	13:57	14:34	15:24	15:38	
22	21	STRAIN TESSA GBR	16:10.20 +2:10.70	1:15	1:38	2:15	3:33	3:58	5:44	5:51	6:20	7:49	8:30
				1:15	1:38	2:15	3:33	3:58	5:44	5:51	6:20	7:49	8:30
				8:44	11:10	11:37	12:12	13:35	14:07	14:43	15:35	15:48	
				8:44	11:10	11:37	12:12	13:35	14:07	14:43	15:35	15:48	
23	10	RIHMA Annika EST	16:10.50 +2:11.00	1:22	1:45	2:20	3:43	4:09	5:59	6:11	6:42	7:36	8:23
				1:22	1:45	2:20	3:43	4:09	5:59	6:11	6:42	7:36	8:23
				8:40	11:03	11:28	12:02	13:24	13:56	14:38	15:34	15:49	
				8:40	11:03	11:28	12:02	13:24	13:56	14:38	15:34	15:49	
24	6	DZEMA Kateryna UKR	16:18.50 +2:19.00	1:11	1:33	2:07	3:29	3:53	5:44	5:51	6:26	7:19	8:44
				1:11	1:33	2:07	3:29	3:53	5:44	5:51	6:26	7:19	8:44
				8:59	11:21	11:44	12:16	13:38	14:12	14:48	15:37	15:52	
				8:59	11:21	11:44	12:16	13:38	14:12	14:48	15:37	15:52	
24	28	BASSET Isia FRA	16:18.50 +2:19.00	1:14	1:38	2:12	3:26	3:52	6:14	6:23	6:52	7:47	8:32
				1:14	1:38	2:12	3:26	3:52	6:14	6:23	6:52	7:47	8:32
				8:46	11:17	11:44	12:16	13:41	14:12	14:48	15:44	15:56	
				8:46	11:17	11:44	12:16	13:41	14:12	14:48	15:44	15:56	
26	24	RAMSTEIN Laura AUT	16:20.30 +2:20.80	1:19	1:43	2:17	3:39	4:05	6:00	6:07	6:38	7:34	8:15
				1:19	1:43	2:17	3:39	4:05	6:00	6:07	6:38	7:34	8:15
				8:31	11:11	11:39	12:10	13:34	14:15	14:55	15:47	15:59	
				8:31	11:11	11:39	12:10	13:34	14:15	14:55	15:47	15:59	



Race Analysis

Rk	Start No	Name	Time	Control 1 Control 11	Control 2 Control 12	Control 3 Control 13	Control 4 Control 14	Control 5 Control 15	Control 6 Control 16	Control 7 Control 17	Control 8 Control 18	Control 9 Control 19	Control 10	
27	18	KAASIKU Evely EST	16:22.20 +2:22.70	1:15	1:36	2:09	3:29	3:55	6:01	6:10	6:42	7:36	8:22	
				1:15	1:36	2:09	3:29	3:55	6:01	6:10	6:42	7:36	8:22	
				8:35	11:06	11:32	12:08	13:34	14:12	14:52	15:45	15:57		
				8:35	11:06	11:32	12:08	13:34	14:12	14:52	15:45	15:57		
28	11	LÖSCH Susen GER	16:24.40 +2:24.90	1:19	1:41	2:15	3:32	4:01	5:56	6:04	6:40	7:34	8:18	
				1:19	1:41	2:15	3:32	4:01	5:56	6:04	6:40	7:34	8:18	
				8:32	11:04	11:29	12:02	13:31	14:11	14:52	15:46	16:01		
				8:32	11:04	11:29	12:02	13:31	14:11	14:52	15:46	16:01		
29	12	DAMBE Inga LAT	16:27.90 +2:28.40	1:25	1:49	2:21	3:37	4:09	6:10	6:18	6:47	7:43	8:26	
				1:25	1:49	2:21	3:37	4:09	6:10	6:18	6:47	7:43	8:26	
				8:40	11:11	11:37	12:10	13:35	14:09	14:52	15:51	16:05		
				8:40	11:11	11:37	12:10	13:35	14:09	14:52	15:51	16:05		
30	25	KOSOVA Denisa CZE	16:31.70 +2:32.20	1:20	1:43	2:15	3:28	3:53	5:43	5:51	6:25	7:58	8:42	
				1:20	1:43	2:15	3:28	3:53	5:43	5:51	6:25	7:58	8:42	
				8:57	11:23	11:50	12:24	13:48	14:24	15:04	15:56	16:09		
				8:57	11:23	11:50	12:24	13:48	14:24	15:04	15:56	16:09		
31	8	CYCH Weronika POL	16:36.80 +2:37.30	1:25	1:53	2:30	3:54	4:19	6:08	6:15	6:45	7:41	8:24	
				1:25	1:53	2:30	3:54	4:19	6:08	6:15	6:45	7:41	8:24	
				8:37	11:07	11:34	12:11	13:38	14:18	14:59	16:03	16:16		
				8:37	11:07	11:34	12:11	13:38	14:18	14:59	16:03	16:16		
32	13	BEAUVISAGE Lauriane FRA	16:44.90 +2:45.40	1:27	1:51	2:24	3:50	4:16	6:14	6:22	6:53	7:51	8:39	
				1:27	1:51	2:24	3:50	4:16	6:14	6:22	6:53	7:51	8:39	
				8:53	11:30	11:56	12:32	13:59	14:33	15:14	16:08	16:21		
				8:53	11:30	11:56	12:32	13:59	14:33	15:14	16:08	16:21		
33	7	MORRISON Kate NZL	17:53.30 +3:53.80	1:19	1:43	2:21	3:46	4:13	6:16	6:23	6:54	8:32	9:26	
				1:19	1:43	2:21	3:46	4:13	6:16	6:23	6:54	8:32	9:26	
				9:40	12:18	12:47	13:24	14:55	15:28	16:19	17:16	17:29		
				9:40	12:18	12:47	13:24	14:55	15:28	16:19	17:16	17:29		
34	4	DE SIGUEIRA CHILES Franciely BRA	18:26.00 +4:26.50	1:26	1:52	2:30	4:00	4:29	6:36	6:44	7:18	8:21	9:19	
				1:26	1:52	2:30	4:00	4:29	6:36	6:44	7:18	8:21	9:19	
				9:38	12:29	13:00	13:37	15:14	15:59	16:45	17:43	18:02		
				9:38	12:29	13:00	13:37	15:14	15:59	16:45	17:43	18:02		
35	1	OWEN Tori CAN	18:37.20 +4:37.70	1:21	1:47	2:26	3:55	4:26	6:32	6:45	7:30	8:51	9:40	
				1:21	1:47	2:26	3:55	4:26	6:32	6:45	7:30	8:51	9:40	
				9:58	12:48	13:16	13:54	15:29	16:15	17:03	17:59	18:13		
				9:58	12:48	13:16	13:54	15:29	16:15	17:03	17:59	18:13		



Race Analysis

Rk	Start No	Name	Time	Control 1 Control 11	Control 2 Control 12	Control 3 Control 13	Control 4 Control 14	Control 5 Control 15	Control 6 Control 16	Control 7 Control 17	Control 8 Control 18	Control 9 Control 19	Control 10	
36	3	MOLDASHEVA Elmira KAZ	19:25.90	1:46	2:13	2:59	4:32	5:03	7:16	7:26	8:08	9:17	10:21	
			+5:26.40	1:46	2:13	2:59	4:32	5:03	7:16	7:26	8:08	9:17	10:21	
				10:39	13:36	14:06	14:44	16:24	17:03	17:47	18:45	19:03		
				10:39	13:36	14:06	14:44	16:24	17:03	17:47	18:45	19:03		
37	5	WANG Ting-Hsuan TPE	19:37.60	1:50	2:22	3:03	4:40	5:09	7:27	7:39	8:14	9:19	10:10	
			+5:38.10	1:50	2:22	3:03	4:40	5:09	7:27	7:39	8:14	9:19	10:10	
				10:27	13:29	14:00	14:39	16:22	17:02	17:45	19:01	19:14		
				10:27	13:29	14:00	14:39	16:22	17:02	17:45	19:01	19:14		
38	2	DALMARES LENZ Elaine BRA	20:23.70	1:39	2:10	2:48	4:21	4:55	7:17	7:28	8:21	9:29	10:42	
			+6:24.20	1:39	2:10	2:48	4:21	4:55	7:17	7:28	8:21	9:29	10:42	
				11:03	14:09	14:39	15:19	16:54	17:48	18:46	19:40	19:58		
				11:03	14:09	14:39	15:19	16:54	17:48	18:46	19:40	19:58		
15	KEMP Emily		DSQ											
	CAN													
37	VOLYNSKA Nadiya		DSQ											
	UKR													

NOTES
Intermediate (lap) times are information recorded from transponders. Final time used for ranking at the end of the race is determined with photo-finish for all riders.

LEGEND
DSQ Disqualified **PTP** Point-To-Point



Medallists

Medal	Name	NOC
GOLD	ALM Maja	DEN - Denmark
SILVER	ROOS Elena	SUI - Switzerland
BRONZE	STRAND Lina	SWE - Sweden

RESULTS BOOK



Orienteering Women's Middle Distance



THE WORLD GAMES
WROCLAW 2017

T+TISSOT
SWISS WATCHES SINCE 1853



THE WORLD GAMES
WROCLAW 2017

Trzebnica Aquapark

WED 26 JUL 2017
Start Time: 9:30

Orienteering

Women's Middle Distance



Start List

Start Order	Start Number	Start Time	Name	NOC Code	Remarks
1	1	9:30:00	WANG Ting-Hsuan	TPE	
2	2	9:32:00	MOLDASHEVA Elmira	KAZ	
3	3	9:34:00	DALMARES LENZ Elaine	BRA	
4	4	9:36:00	OWEN Tori	CAN	
5	5	9:38:00	DZEMA Kateryna	UKR	
6	6	9:40:00	CYCH Weronika	POL	
7	7	9:42:00	WEILER Virag	HUN	
8	8	9:44:00	MORRISON Kate	NZL	
9	9	9:46:00	ROBERTSON Laura	NZL	
10	10	9:48:00	DE SIGUEIRA CHILES Franciely	BRA	
11	11	9:50:00	JANOSIKOVA Tereza	CZE	
12	12	9:52:00	BEAUVISAGE Lauriane	FRA	
13	13	9:54:00	STRAIN TESSA	GBR	
14	14	9:56:00	SCALET-MERL Carlotta	ITA	
15	15	9:58:00	CARTER-DAVIES Megan	GBR	
16	16	10:00:00	HORNIK Aleksandra	POL	
17	17	10:02:00	RAMSTEIN Laura	AUT	
18	18	10:04:00	KLYSNER Cecilie Friberg	DEN	
19	19	10:06:00	KAASIKU Evely	EST	
20	20	10:08:00	VINOGRADOVA GALINA	RUS	
21	21	10:10:00	LÖSCH Susen	GER	
22	22	10:12:00	GYURKO Fanni	HUN	
23	23	10:14:00	RIHMA Annika	EST	
24	24	10:16:00	BENJAMINSEN Andrine	NOR	
25	25	10:18:00	DAMBE Inga	LAT	
26	26	10:20:00	BASSET Isia	FRA	
27	27	10:22:00	KADAN Ursula	AUT	
28	28	10:24:00	KOSOVA Denisa	CZE	
29	29	10:26:00	DENISOVA Anastasia	BLR	
30	30	10:28:00	VOLYNSKA Nadiya	UKR	
31	31	10:30:00	ROOS Elena	SUI	
32	32	10:32:00	ANTTONEN Sari	FIN	
33	33	10:34:00	BJORGUL Ida Marie Næss	NOR	
34	34	10:36:00	STRAND Lina	SWE	
35	35	10:38:00	TEINI Marika	FIN	
36	36	10:40:00	KEMP Emily	CAN	
37	37	10:42:00	HAUSWIRTH Sabine	SUI	
38	38	10:44:00	JANSSON Helena	SWE	
39	39	10:46:00	ALM Maja	DEN	
40	40	10:48:00	GEMPERLE NATALIA	RUS	

Timing and Results provided by TISSOT



THE WORLD GAMES
WROCLAW 2017

Trzebnica Aquapark

WED 26 JUL 2017
Start Time: 9:30

Orienteering

Women's Middle Distance



Results

Rk	Start No	Name	NOC Code	Time	Time Behind	Remarks
1	38	JANSSON Helena	SWE	34:44.00	+0.00	
2	40	GEMPERLE NATALIA	RUS	34:47.00	+3.00	
3	37	HAUSWIRTH Sabine	SUI	35:54.00	+1:10.00	
4	18	KLYSNER Cecilie Friberg	DEN	36:25.00	+1:41.00	
5	33	BJORGUL Ida Marie Næss	NOR	36:34.00	+1:50.00	
6	32	ANTTONEN Sari	FIN	36:55.00	+2:11.00	
7	35	TEINI Marika	FIN	37:13.00	+2:29.00	
8	27	KADAN Ursula	AUT	37:29.00	+2:45.00	
9	30	VOLYNSKA Nadiya	UKR	37:31.00	+2:47.00	
10	31	ROOS Elena	SUI	38:54.00	+4:10.00	
11	34	STRAND Lina	SWE	39:03.00	+4:19.00	
12	36	KEMP Emily	CAN	39:04.00	+4:20.00	
13	13	STRAIN TESSA	GBR	39:10.00	+4:26.00	
14	29	DENISOVA Anastasia	BLR	39:30.00	+4:46.00	
15	25	DAMBE Inga	LAT	39:31.00	+4:47.00	
16	20	VINOGRADOVA GALINA	RUS	39:37.00	+4:53.00	
16	24	BENJAMINSEN Andrine	NOR	39:37.00	+4:53.00	
18	26	BASSET Isia	FRA	39:52.00	+5:08.00	
19	21	LÖSCH Susen	GER	40:02.00	+5:18.00	
20	23	RIHMA Annika	EST	40:21.00	+5:37.00	
21	17	RAMSTEIN Laura	AUT	41:27.00	+6:43.00	
22	19	KAASIKU Evely	EST	41:42.00	+6:58.00	
23	14	SCALET-MERL Carlotta	ITA	41:48.00	+7:04.00	
24	22	GYURKO Fanni	HUN	42:29.00	+7:45.00	
25	12	BEAUVISAGE Lauriane	FRA	42:37.00	+7:53.00	
26	11	JANOSIKOVA Tereza	CZE	43:04.00	+8:20.00	
27	9	ROBERTSON Laura	NZL	44:17.00	+9:33.00	
28	7	WEILER Virag	HUN	44:56.00	+10:12.00	
29	8	MORRISON Kate	NZL	44:57.00	+10:13.00	
30	15	CARTER-DAVIES Megan	GBR	45:30.00	+10:46.00	
31	6	CYCH Weronika	POL	45:47.00	+11:03.00	
32	16	HORNIK Aleksandra	POL	47:38.00	+12:54.00	
33	5	DZEMA Kateryna	UKR	47:47.00	+13:03.00	
34	3	DALMARES LENZ Elaine	BRA	55:41.00	+20:57.00	
35	2	MOLDASHEVA Elmira	KAZ	57:47.00	+23:03.00	
36	4	OWEN Tori	CAN	58:39.00	+23:55.00	
37	10	DE SIGUEIRA CHILES Franciely	BRA	1:01:21.00	+26:37.00	
38	1	WANG Ting-Hsuan	TPE	1:17:06.00	+42:22.00	
	28	KOSOVA Denisa	CZE	DNS		
	39	ALM Maja	DEN	DNS		

Timing and Results provided by TISSOT



Results

Participants						Weather	Temperature
Entries / NOCs	Finished	LAP	DNF	DSQ	DNS		
40/23	38	0	0	0	2		

LEGEND
DNS Did Not Start

Timing and Results provided by  **TISSOT**



Race Analysis

After: Finish

Rk	Start No	Name	Time	Point 1 Point 11	Point 2 Point 12	Point 3 Point 13	Point 4 Point 14	Point 5 Point 15	Point 6 Point 16	Point 7 Point 17	Point 8 Point 18	Point 9 Point 19	Point 10 Point 20
1	38	JANSSON Helena SWE	34:44.00 0.00	2:00	6:14	7:06	7:49	11:09	13:39	15:24	16:38	17:20	19:13
				2:00	6:14	7:06	7:49	11:09	13:39	15:24	16:38	17:20	19:13
				20:44	21:40	23:11	23:28	25:22	26:24	27:30	28:12	29:57	31:38
				20:44	21:40	23:11	23:28	25:22	26:24	27:30	28:12	29:57	31:38
				32:23	33:47	34:34							
2	40	GEMPERLE NATALIA RUS	34:47.00 +3.00	2:04	6:04	6:57	7:39	11:05	13:56	15:39	16:53	17:32	19:21
				2:04	6:04	6:57	7:39	11:05	13:56	15:39	16:53	17:32	19:21
				21:01	21:57	23:42	23:58	25:45	26:34	27:45	28:27	30:02	31:41
				21:01	21:57	23:42	23:58	25:45	26:34	27:45	28:27	30:02	31:41
				32:25	33:47	34:37							
3	37	HAUSWIRTH Sabine SUI	35:54.00 +1:10.00	2:18	6:04	6:48	7:25	10:36	13:14	14:50	16:06	16:40	20:26
				2:18	6:04	6:48	7:25	10:36	13:14	14:50	16:06	16:40	20:26
				21:44	22:34	24:01	24:16	26:09	26:56	27:59	28:45	30:30	32:15
				21:44	22:34	24:01	24:16	26:09	26:56	27:59	28:45	30:30	32:15
				33:04	34:53	35:43							
4	18	KLYSNER Cecilie Friberg DEN	36:25.00 +1:41.00	2:00	5:50	6:43	7:24	11:07	13:53	15:46	17:00	17:58	19:40
				2:00	5:50	6:43	7:24	11:07	13:53	15:46	17:00	17:58	19:40
				21:13	22:09	24:08	24:24	26:21	27:24	28:31	29:15	31:07	32:58
				21:13	22:09	24:08	24:24	26:21	27:24	28:31	29:15	31:07	32:58
				33:44	35:14	36:13							
5	33	BJORGUL Ida Marie Næss NOR	36:34.00 +1:50.00	2:23	6:18	7:07	7:48	11:58	14:27	16:27	17:51	18:40	20:30
				2:23	6:18	7:07	7:48	11:58	14:27	16:27	17:51	18:40	20:30
				22:05	22:57	24:28	24:44	26:32	27:31	28:46	29:31	31:28	33:11
				22:05	22:57	24:28	24:44	26:32	27:31	28:46	29:31	31:28	33:11
				33:55	35:27	36:23							



Race Analysis

Rk	Start No	Name	Time	Point 1 Point 11	Point 2 Point 12	Point 3 Point 13	Point 4 Point 14	Point 5 Point 15	Point 6 Point 16	Point 7 Point 17	Point 8 Point 18	Point 9 Point 19	Point 10 Point 20
6	32	ANTTONEN Sari FIN	36:55.00 +2:11.00	1:53	6:32	7:24	8:03	11:37	14:25	16:22	17:42	18:22	20:23
				1:53	6:32	7:24	8:03	11:37	14:25	16:22	17:42	18:22	20:23
				21:52	22:47	24:21	24:37	26:30	27:36	28:53	29:37	31:25	33:25
				21:52	22:47	24:21	24:37	26:30	27:36	28:53	29:37	31:25	33:25
				34:12	35:38	36:43							
7	35	TEINI Marika FIN	37:13.00 +2:29.00	2:20	6:41	7:26	8:05	11:32	14:17	16:12	17:35	18:15	20:31
				2:20	6:41	7:26	8:05	11:32	14:17	16:12	17:35	18:15	20:31
				22:19	23:12	24:52	25:10	27:07	28:01	29:17	30:04	31:49	33:42
				22:19	23:12	24:52	25:10	27:07	28:01	29:17	30:04	31:49	33:42
				34:23	35:56	36:59							
8	27	KADAN Ursula AUT	37:29.00 +2:45.00	1:53	6:22	7:14	7:57	11:26	14:38	16:37	17:52	18:41	20:31
				1:53	6:22	7:14	7:57	11:26	14:38	16:37	17:52	18:41	20:31
				22:13	23:13	24:47	25:06	27:02	28:00	29:08	29:53	31:44	34:04
				22:13	23:13	24:47	25:06	27:02	28:00	29:08	29:53	31:44	34:04
				34:51	36:15	37:18							
9	30	VOLYNKA Nadiya UKR	37:31.00 +2:47.00	2:05	6:07	6:57	7:38	11:14	13:57	16:16	17:43	18:23	20:25
				2:05	6:07	6:57	7:38	11:14	13:57	16:16	17:43	18:23	20:25
				22:01	22:55	24:32	24:50	26:57	27:58	29:17	30:12	32:08	33:59
				22:01	22:55	24:32	24:50	26:57	27:58	29:17	30:12	32:08	33:59
				34:46	36:16	37:19							
10	31	ROOS Elena SUI	38:54.00 +4:10.00	2:18	6:19	7:08	7:48	11:25	14:30	17:54	19:11	20:01	22:11
				2:18	6:19	7:08	7:48	11:25	14:30	17:54	19:11	20:01	22:11
				23:45	24:44	26:18	26:33	28:34	29:33	30:45	31:31	33:21	35:24
				23:45	24:44	26:18	26:33	28:34	29:33	30:45	31:31	33:21	35:24
				36:10	37:43	38:42							
	36:10	37:43	38:42										



Race Analysis

Rk	Start No	Name	Time	Point 1 Point 11	Point 2 Point 12	Point 3 Point 13	Point 4 Point 14	Point 5 Point 15	Point 6 Point 16	Point 7 Point 17	Point 8 Point 18	Point 9 Point 19	Point 10 Point 20
11	34	STRAND Lina SWE	39:03.00 +4:19.00	2:15	6:15	7:02	7:43	11:10	13:49	15:34	16:58	17:45	22:27
				2:15	6:15	7:02	7:43	11:10	13:49	15:34	16:58	17:45	22:27
				24:14	25:15	26:53	27:10	29:06	30:01	31:12	31:53	33:44	35:35
				24:14	25:15	26:53	27:10	29:06	30:01	31:12	31:53	33:44	35:35
				36:21	37:52	38:51							
12	36	KEMP Emily CAN	39:04.00 +4:20.00	2:20	6:38	7:29	8:14	12:05	14:54	16:51	18:09	18:50	20:46
				2:20	6:38	7:29	8:14	12:05	14:54	16:51	18:09	18:50	20:46
				22:31	23:37	25:24	25:43	27:45	28:50	30:04	30:55	32:52	34:52
				22:31	23:37	25:24	25:43	27:45	28:50	30:04	30:55	32:52	34:52
				35:53	37:41	38:46							
13	13	STRAIN TESSA GBR	39:10.00 +4:26.00	2:32	6:47	7:50	8:39	12:43	15:35	17:44	19:03	19:50	21:37
				2:32	6:47	7:50	8:39	12:43	15:35	17:44	19:03	19:50	21:37
				23:19	24:14	25:56	26:15	28:07	29:37	30:49	31:38	33:32	35:22
				23:19	24:14	25:56	26:15	28:07	29:37	30:49	31:38	33:32	35:22
				36:24	38:03	38:59							
14	29	DENISOVA Anastasia BLR	39:30.00 +4:46.00	2:17	7:07	8:03	8:52	12:30	15:05	17:01	18:20	19:13	21:15
				2:17	7:07	8:03	8:52	12:30	15:05	17:01	18:20	19:13	21:15
				23:21	24:29	26:10	26:26	28:47	30:00	31:26	32:15	34:13	35:58
				23:21	24:29	26:10	26:26	28:47	30:00	31:26	32:15	34:13	35:58
				36:48	38:22	39:19							
15	25	DAMBE Inga LAT	39:31.00 +4:47.00	2:01	6:19	7:19	8:07	11:51	14:39	16:36	17:55	18:39	20:59
				2:01	6:19	7:19	8:07	11:51	14:39	16:36	17:55	18:39	20:59
				22:45	23:44	25:31	25:49	27:53	28:57	30:15	31:01	33:09	35:24
				22:45	23:44	25:31	25:49	27:53	28:57	30:15	31:01	33:09	35:24
				36:16	38:10	39:18							
	36:16	38:10	39:18										



Race Analysis

Rk	Start No	Name	Time	Point 1 Point 11	Point 2 Point 12	Point 3 Point 13	Point 4 Point 14	Point 5 Point 15	Point 6 Point 16	Point 7 Point 17	Point 8 Point 18	Point 9 Point 19	Point 10 Point 20
16	20	VINOGRADOVA GALINA RUS	39:37.00 +4:53.00	1:54	5:51	6:48	7:47	11:12	14:16	16:34	17:51	18:37	20:27
				1:54	5:51	6:48	7:47	11:12	14:16	16:34	17:51	18:37	20:27
				22:06	23:03	25:29	25:46	27:34	28:49	30:11	31:07	33:16	35:51
				22:06	23:03	25:29	25:46	27:34	28:49	30:11	31:07	33:16	35:51
				36:44	38:24	39:26							
16	24	BENJAMINSEN Andrine NOR	39:37.00 +4:53.00	2:37	6:36	7:33	8:23	11:46	14:59	17:21	18:35	19:29	21:19
				2:37	6:36	7:33	8:23	11:46	14:59	17:21	18:35	19:29	21:19
				23:03	24:03	26:24	26:41	28:37	29:39	30:59	31:46	33:45	35:48
				23:03	24:03	26:24	26:41	28:37	29:39	30:59	31:46	33:45	35:48
				36:36	38:26	39:26							
18	26	BASSET Isia FRA	39:52.00 +5:08.00	2:09	6:39	7:33	8:13	11:49	14:41	16:35	18:03	18:43	20:45
				2:09	6:39	7:33	8:13	11:49	14:41	16:35	18:03	18:43	20:45
				22:21	23:22	25:07	25:24	27:29	28:30	29:48	30:34	32:44	34:35
				22:21	23:22	25:07	25:24	27:29	28:30	29:48	30:34	32:44	34:35
				35:21	38:33	39:39							
19	21	LÖSCH Susen GER	40:02.00 +5:18.00	2:25	6:34	7:25	8:06	11:48	14:41	16:53	18:40	19:26	21:26
				2:25	6:34	7:25	8:06	11:48	14:41	16:53	18:40	19:26	21:26
				23:09	24:17	26:01	26:20	28:31	29:43	31:09	32:01	34:05	36:14
				23:09	24:17	26:01	26:20	28:31	29:43	31:09	32:01	34:05	36:14
				37:14	38:46	39:50							
20	23	RIHMA Annika EST	40:21.00 +5:37.00	2:50	7:13	8:08	8:52	12:39	15:38	17:29	18:45	19:32	21:24
				2:50	7:13	8:08	8:52	12:39	15:38	17:29	18:45	19:32	21:24
				23:13	24:10	26:46	27:03	29:10	30:12	31:37	32:22	34:35	36:32
				23:13	24:10	26:46	27:03	29:10	30:12	31:37	32:22	34:35	36:32
				37:26	39:06	40:10							
	37:26	39:06	40:10										



Race Analysis

Rk	Start No	Name	Time	Point 1 Point 11	Point 2 Point 12	Point 3 Point 13 Point 23	Point 4 Point 14	Point 5 Point 15	Point 6 Point 16	Point 7 Point 17	Point 8 Point 18	Point 9 Point 19	Point 10 Point 20
21	17	RAMSTEIN Laura AUT	41:27.00 +6:43.00	2:31	6:53	7:46	8:37	12:35	15:59	18:02	19:41	20:24	23:16
				2:31	6:53	7:46	8:37	12:35	15:59	18:02	19:41	20:24	23:16
				25:00	26:05	27:53	28:11	30:18	31:16	32:34	33:23	35:27	37:29
				25:00	26:05	27:53	28:11	30:18	31:16	32:34	33:23	35:27	37:29
				38:25	40:10	41:15							
22	19	KAASIKU Evely EST	41:42.00 +6:58.00	3:05	7:25	8:19	8:58	12:38	15:29	18:01	19:25	20:05	22:30
				3:05	7:25	8:19	8:58	12:38	15:29	18:01	19:25	20:05	22:30
				24:07	25:07	27:25	27:42	30:02	31:07	32:50	33:50	35:41	37:58
				24:07	25:07	27:25	27:42	30:02	31:07	32:50	33:50	35:41	37:58
				38:46	40:24	41:30							
23	14	SCALET-MERL Carlotta ITA	41:48.00 +7:04.00	2:06	7:20	8:12	9:07	12:51	15:56	18:10	19:27	20:07	22:48
				2:06	7:20	8:12	9:07	12:51	15:56	18:10	19:27	20:07	22:48
				24:33	25:26	27:11	27:27	29:30	30:32	31:46	32:35	35:50	38:00
				24:33	25:26	27:11	27:27	29:30	30:32	31:46	32:35	35:50	38:00
				38:56	40:31	41:36							
24	22	GYURKO Fanni HUN	42:29.00 +7:45.00	2:52	7:26	8:19	9:15	13:26	16:42	19:27	20:43	21:35	23:29
				2:52	7:26	8:19	9:15	13:26	16:42	19:27	20:43	21:35	23:29
				25:16	26:14	28:43	29:02	31:08	32:19	33:33	34:27	36:50	38:38
				25:16	26:14	28:43	29:02	31:08	32:19	33:33	34:27	36:50	38:38
				39:31	41:13	42:16							
25	12	BEAUVISAGE Lauriane FRA	42:37.00 +7:53.00	2:17	7:11	8:09	8:53	12:59	16:05	18:24	20:06	20:52	23:18
				2:17	7:11	8:09	8:53	12:59	16:05	18:24	20:06	20:52	23:18
				25:06	26:05	27:53	28:13	30:20	31:25	32:45	33:36	35:46	37:51
				25:06	26:05	27:53	28:13	30:20	31:25	32:45	33:36	35:46	37:51
				39:09	41:05	42:24							
			39:09	41:05	42:24								



Race Analysis

Rk	Start No	Name	Time	Point 1 Point 11	Point 2 Point 12	Point 3 Point 13 Point 23	Point 4 Point 14	Point 5 Point 15	Point 6 Point 16	Point 7 Point 17	Point 8 Point 18	Point 9 Point 19	Point 10 Point 20
26	11	JANOSIKOVA Tereza CZE	43:04.00 +8:20.00	2:15	6:40	7:26	8:06	12:10	15:31	17:47	19:20	20:08	23:36
				2:15	6:40	7:26	8:06	12:10	15:31	17:47	19:20	20:08	23:36
				25:12	26:06	28:22	28:50	30:50	31:56	33:10	33:59	36:52	38:58
				25:12	26:06	28:22	28:50	30:50	31:56	33:10	33:59	36:52	38:58
				39:43	41:52	42:54							
27	9	ROBERTSON Laura NZL	44:17.00 +9:33.00	2:30	7:01	8:43	9:37	13:25	16:35	19:05	21:09	21:56	24:20
				2:30	7:01	8:43	9:37	13:25	16:35	19:05	21:09	21:56	24:20
				26:20	27:24	29:14	29:34	31:44	32:51	34:15	35:12	37:43	39:57
				26:20	27:24	29:14	29:34	31:44	32:51	34:15	35:12	37:43	39:57
				41:04	42:58	44:03							
28	7	WEILER Virag HUN	44:56.00 +10:12.00	2:11	6:35	7:52	8:34	12:26	15:23	17:51	21:02	21:51	24:37
				2:11	6:35	7:52	8:34	12:26	15:23	17:51	21:02	21:51	24:37
				26:23	27:26	30:13	30:30	32:39	33:45	35:05	35:55	38:04	40:37
				26:23	27:26	30:13	30:30	32:39	33:45	35:05	35:55	38:04	40:37
				41:34	43:38	44:42							
29	8	MORRISON Kate NZL	44:57.00 +10:13.00	2:27	7:28	8:48	9:34	13:27	16:32	18:56	20:25	21:22	23:46
				2:27	7:28	8:48	9:34	13:27	16:32	18:56	20:25	21:22	23:46
				25:49	26:57	28:57	29:16	31:32	32:38	34:06	35:01	37:19	39:55
				25:49	26:57	28:57	29:16	31:32	32:38	34:06	35:01	37:19	39:55
				40:59	43:29	44:44							
30	15	CARTER-DAVIES Megan GBR	45:30.00 +10:46.00	2:17	7:55	9:06	9:52	13:38	16:41	19:02	21:17	21:55	26:35
				2:17	7:55	9:06	9:52	13:38	16:41	19:02	21:17	21:55	26:35
				28:07	29:09	31:05	31:23	33:28	34:36	35:45	36:40	38:48	41:31
				28:07	29:09	31:05	31:23	33:28	34:36	35:45	36:40	38:48	41:31
				42:32	44:13	45:18							
			42:32	44:13	45:18								



Race Analysis

Rk	Start No	Name	Time	Point 1 Point 11	Point 2 Point 12	Point 3 Point 13 Point 23	Point 4 Point 14	Point 5 Point 15	Point 6 Point 16	Point 7 Point 17	Point 8 Point 18	Point 9 Point 19	Point 10 Point 20
31	6	CYCH Weronika POL	45:47.00 +11:03.00	2:19	6:58	7:46	8:38	12:23	14:57	17:05	18:54	19:37	24:32
				2:19	6:58	7:46	8:38	12:23	14:57	17:05	18:54	19:37	24:32
				26:09	27:07	30:20	30:38	32:34	33:56	35:03	35:59	38:36	40:35
				26:09	27:07	30:20	30:38	32:34	33:56	35:03	35:59	38:36	40:35
				41:38	44:36	45:36							
32	16	HORNİK Aleksandra POL	47:38.00 +12:54.00	3:35	9:13	10:01	10:41	13:54	16:43	18:26	19:33	20:11	28:35
				3:35	9:13	10:01	10:41	13:54	16:43	18:26	19:33	20:11	28:35
				30:05	31:02	33:29	33:46	35:46	36:48	38:02	39:13	41:16	43:54
				30:05	31:02	33:29	33:46	35:46	36:48	38:02	39:13	41:16	43:54
				44:43	46:21	47:26							
33	5	DZEMA Kateryna UKR	47:47.00 +13:03.00	2:59	8:43	9:40	10:33	14:32	17:01	19:05	20:21	21:09	23:37
				2:59	8:43	9:40	10:33	14:32	17:01	19:05	20:21	21:09	23:37
				25:31	26:35	28:18	28:34	32:47	33:51	35:06	35:52	38:42	41:23
				25:31	26:35	28:18	28:34	32:47	33:51	35:06	35:52	38:42	41:23
				43:16	46:42	47:37							
34	3	DALMARES LENZ Elaine BRA	55:41.00 +20:57.00	3:01	9:13	10:21	11:15	16:25	20:55	23:08	24:58	25:42	30:37
				3:01	9:13	10:21	11:15	16:25	20:55	23:08	24:58	25:42	30:37
				32:42	34:01	37:42	38:06	40:48	41:52	43:21	44:31	47:37	50:19
				32:42	34:01	37:42	38:06	40:48	41:52	43:21	44:31	47:37	50:19
				51:43	54:07	55:24							
35	2	MOLDASHEVA Elmira KAZ	57:47.00 +23:03.00	3:01	9:01	10:29	11:31	19:09	23:00	25:23	27:09	28:06	32:44
				3:01	9:01	10:29	11:31	19:09	23:00	25:23	27:09	28:06	32:44
				34:56	36:15	39:46	40:10	42:47	43:57	45:38	46:43	49:37	52:34
				34:56	36:15	39:46	40:10	42:47	43:57	45:38	46:43	49:37	52:34
				53:42	56:11	57:29							
			53:42	56:11	57:29								



Race Analysis

Rk	Start No	Name	Time	Point 1 Point 11 Point 21	Point 2 Point 12 Point 22	Point 3 Point 13 Point 23	Point 4 Point 14	Point 5 Point 15	Point 6 Point 16	Point 7 Point 17	Point 8 Point 18	Point 9 Point 19	Point 10 Point 20
36	4	OWEN Tori CAN	58:39.00 +23:55.00	3:38	11:32	13:00	14:09	18:54	23:11	26:18	28:51	29:50	33:35
				3:38	11:32	13:00	14:09	18:54	23:11	26:18	28:51	29:50	33:35
				35:49	37:10	39:13	39:35	41:58	43:29	45:02	46:03	49:13	52:15
				35:49	37:10	39:13	39:35	41:58	43:29	45:02	46:03	49:13	52:15
37	10	DE SIGUEIRA CHILES Franciely BRA	1:01:21.00 +26:37.00	53:31	56:09	58:26							
				53:31	56:09	58:26							
				4:29	9:21	10:38	11:34	23:10	26:48	29:13	31:03	32:04	37:31
				4:29	9:21	10:38	11:34	23:10	26:48	29:13	31:03	32:04	37:31
38	1	WANG Ting-Hsuan TPE	1:17:06.00 +42:22.00	39:19	40:28	44:14	44:35	47:19	48:42	50:39	51:50	53:52	56:08
				39:19	40:28	44:14	44:35	47:19	48:42	50:39	51:50	53:52	56:08
				57:07	59:36	1:01:05							
				57:07	59:36	1:01:05							
28	KOSOVA Denisa CZE	DNS	DNS	5:46	17:01	18:57	20:21	25:53	29:46	34:34	37:31	40:01	44:28
				5:46	17:01	18:57	20:21	25:53	29:46	34:34	37:31	40:01	44:28
				46:49	48:23	51:43	52:08	54:52	57:18	59:27	1:00:56	1:05:25	1:09:35
				46:49	48:23	51:43	52:08	54:52	57:18	59:27	1:00:56	1:05:25	1:09:35
39	ALM Maja DEN	DNS	DNS	1:10:55	1:15:27	1:16:51							
				1:10:55	1:15:27	1:16:51							

NOTES
Intermediate (lap) times are information recorded from transponders. Final time used for ranking at the end of the race is determined with photo-finish for all riders.

LEGEND
DNS Did Not Start PTP Point-To-Point



Medallists

Medal	Name	NOC
GOLD	JANSSON Helena	SWE - Sweden
SILVER	GEMPERLE NATALIA	RUS - Russian Federation
BRONZE	HAUSWIRTH Sabine	SUI - Switzerland

RESULTS BOOK



Orienteering Mixed Team Relay



THE WORLD GAMES
WROCLAW 2017

T+TISSOT
SWISS WATCHES SINCE 1853



Results

Rk	Start No	Team / Name	Time	Sector Time	Time Behind	Remarks
1	2	DEN - DENMARK	1:02:57		+0	
	2 - 1	KLYSNER Cecilie Friberg	16:23	16:23		
	2 - 2	BOESEN Andreas Hougaard	32:06	15:43		
	2 - 3	BOBACH Soren	47:34	15:28		
	2 - 4	ALM Maja	1:02:57	15:23		
2	3	SUI - SWITZERLAND	1:03:23		+26	
	3 - 1	ROOS Elena	16:21	16:21		
	3 - 2	HOWALD Florian	31:48	15:27		
	3 - 3	KYBURZ Matthias	47:03	15:15		
	3 - 4	HAUSWIRTH Sabine	1:03:23	16:20		
3	5	RUS - RUSSIA	1:03:37		+40	
	5 - 1	GEMPERLE NATALIA	16:18	16:18		
	5 - 2	TCVETKOV DMITRII	31:50	15:32		
	5 - 3	KHRAMOV ANDREY	47:29	15:39		
	5 - 4	VINOGRADOVA GALINA	1:03:37	16:08		
4	1	SWE - SWEDEN	1:04:13		+1:16	
	1 - 1	STRAND Lina	16:12	16:12		
	1 - 2	REGBORN Martin	31:46	15:34		
	1 - 3	LYSELL Jerker	47:36	15:50		
	1 - 4	JANSSON Helena	1:04:13	16:37		
5	6	GBR - GREAT BRITAIN	1:04:18		+1:21	
	6 - 1	STRAIN MURRAY	16:37	16:37		
	6 - 2	HODKINSON Peter	32:07	15:30		
	6 - 3	STREET Ralph	47:21	15:14		
	6 - 4	CARTER-DAVIES Megan	1:04:18	16:57		
6	4	CZE - CZECH REPUBLIC	1:05:20		+2:23	
	4 - 1	KOSOVA Denisa	17:22	17:22		
	4 - 2	PETRZELA Jan	33:17	15:55		
	4 - 3	KRAL Vojtech	48:24	15:07		
	4 - 4	JANOSIKOVA Tereza	1:05:20	16:56		
7	12	POL - POLAND	1:05:21		+2:24	
	12 - 1	CYCH Weronika	17:28	17:28		
	12 - 2	PARFIANOWICZ Piotr	32:58	15:30		
	12 - 3	PAWLAK Bartosz	48:40	15:42		
	12 - 4	HORNIK Aleksandra	1:05:21	16:41		



Results

Rk	Start No	Team / Name	Time	Sector Time	Time Behind	Remarks
8	10	FIN - FINLAND	1:05:33		+2:36	
	10 - 1	ANTTONEN Sari	16:21	16:21		
	10 - 2	LAUKKARINEN Jesse	32:04	15:43		
	10 - 3	KUUKKA Elias	47:52	15:48		
	10 - 4	TEINI Marika	1:05:33	17:41		
9	17	UKR - UKRAINE	1:06:06		+3:09	
	17 - 1	DZEMA Kateryna	17:29	17:29		
	17 - 2	KRATOV Oleksandr	33:01	15:32		
	17 - 3	GLIBOV Ruslan	48:32	15:31		
	17 - 4	VOLYNSKA Nadiya	1:06:06	17:34		
10	8	AUT - AUSTRIA	1:06:32		+3:35	
	8 - 1	KADAN Ursula	16:22	16:22		
	8 - 2	MERL Robert	32:12	15:50		
	8 - 3	KERSCHBAUMER Gernot	48:29	16:17		
	8 - 4	RAMSTEIN Laura	1:06:32	18:03		
11	9	HUN - HUNGARY	1:07:34		+4:37	
	9 - 1	GYURKO Fanni	16:49	16:49		
	9 - 2	BAUMHOLCZER Mata	33:17	16:28		
	9 - 3	BAKO Aron	50:14	16:57		
	9 - 4	WEILER Virag	1:07:34	17:20		
12	14	NZL - NEW ZEALAND	1:07:57		+5:00	
	14 - 1	ROBERTSON Laura	16:38	16:38		
	14 - 2	ROBERTSON Tim	32:03	15:25		
	14 - 3	MORRISON Ross	48:56	16:53		
	14 - 4	MORRISON Kate	1:07:57	19:01		
13	11	FRA - FRANCE	1:09:22		+6:25	
	11 - 1	BASSET Isia	19:01	19:01		
	11 - 2	TRANCHAND Frederic	34:51	15:50		
	11 - 3	BASSET Lucas	50:52	16:01		
	11 - 4	BEAUVISAGE Lauriane	1:09:22	18:30		
14	13	EST - ESTONIA	1:09:35		+6:38	
	13 - 1	RIHMA Annika	19:00	19:00		
	13 - 2	KIVIKAS Kenny	34:56	15:56		
	13 - 3	HEINMANN Kristo	51:45	16:49		
	13 - 4	KAASIKU Evelyn	1:09:35	17:50		




Results

Rk	Start No	Team / Name	Time	Sector Time	Time Behind	Remarks
	7	NOR - NORWAY	DSQ			
	7 - 1	BENJAMINSEN Andrine				DSQ
	7 - 2	OSMOEN Jon Aukrust				DSQ
	7 - 3	WESTERGARD Hakon Jarvis				DSQ
	7 - 4	BJORGUL Ida Marie Næss				DSQ
	15	BRA - BRAZIL	DSQ			
	15 - 1	DALMARES LENZ Elaine				DSQ
	15 - 2	SOUSA DE ARAUJO Carlos Henrique				DSQ
	15 - 3	FARIAS SOUSA Sidnaldo				DSQ
	15 - 4	DE SIGUEIRA CHILES Francieli				DSQ
	16	CAN - CANADA	DSQ			
	16 - 1	KEMP Emily				DSQ
	16 - 2	KONOTOPETZ DAMIAN				DSQ
	16 - 3	CRITCHLEY William				DSQ
	16 - 4	OWEN Tori				DSQ


LEGEND

DSQ Disqualified



After: Finish

Rk	Start No	Name		Athlete1	Athlete2	Athlete3	Athlete4
1	2	DENMARK	1:02:57	16:23	32:06	47:34	1:02:57
		DEN		16:23	15:43	15:28	15:23
2	3	SWITZERLAND	1:03:23	16:21	31:48	47:03	1:03:23
		SUI	+26	16:21	15:27	15:15	16:20
3	5	RUSSIA	1:03:37	16:18	31:50	47:29	1:03:37
		RUS	+40	16:18	15:32	15:39	16:08
4	1	SWEDEN	1:04:13	16:12	31:46	47:36	1:04:13
		SWE	+1:16	16:12	15:34	15:50	16:37
5	6	GREAT BRITAIN	1:04:18	16:37	32:07	47:21	1:04:18
		GBR	+1:21	16:37	15:30	15:14	16:57
6	4	CZECH REPUBLIC	1:05:20	17:22	33:17	48:24	1:05:20
		CZE	+2:23	17:22	15:55	15:07	16:56
7	12	POLAND	1:05:21	17:28	32:58	48:40	1:05:21
		POL	+2:24	17:28	15:30	15:42	16:41
8	10	FINLAND	1:05:33	16:21	32:04	47:52	1:05:33
		FIN	+2:36	16:21	15:43	15:48	17:41
9	17	UKRAINE	1:06:06	17:29	33:01	48:32	1:06:06
		UKR	+3:09	17:29	15:32	15:31	17:34
10	8	AUSTRIA	1:06:32	16:22	32:12	48:29	1:06:32
		AUT	+3:35	16:22	15:50	16:17	18:03
11	9	HUNGARY	1:07:34	16:49	33:17	50:14	1:07:34
		HUN	+4:37	16:49	16:28	16:57	17:20
12	14	NEW ZEALAND	1:07:57	16:38	32:03	48:56	1:07:57
		NZL	+5:00	16:38	15:25	16:53	19:01
13	11	FRANCE	1:09:22	19:01	34:51	50:52	1:09:22
		FRA	+6:25	19:01	15:50	16:01	18:30
14	13	ESTONIA	1:09:35	19:00	34:56	51:45	1:09:35
		EST	+6:38	19:00	15:56	16:49	17:50
	7	NORWAY	DSQ				
		NOR					
	15	BRAZIL	DSQ				
		BRA					



Rk	Start No	Name		Athlete1	Athlete2	Athlete3	Athlete4
	16	CANADA CAN					
			DSQ				

LEGEND DSQ Disqualified	PTP Point-To-Point
-----------------------------------	--------------------



Medallists

Medal	NOC	Name
GOLD	DEN - Denmark	KLYSNER Cecilie Friberg BOESEN Andreas Hougaard BOBACH Soren ALM Maja
SILVER	SUI - Switzerland	ROOS Elena HOWALD Florian KYBURZ Matthias HAUSWIRTH Sabine
BRONZE	RUS - Russian Federation	GEMPERLE NATALIA TCVETKOV DMITRII KHRAMOV ANDREY VINOGRADOVA GALINA

RESULTS BOOK



Powerlifting



THE WORLD GAMES
WROCLAW 2017


T+TISSOT
SWISS WATCHES SINCE 1853

RESULTS BOOK

TABLE OF CONTENT

26	Powerlifting	1676
26.1	Table of Contents	1677
26.2	Number of Entries by NOC	1679
26.3	Medallists by Event	1680
26.4	Medal Standings	1681
26.5	Men's Lightweight	1682
26.5.1	Medallists	1683
26.5.2	Final Results	1684
26.6	Men's Middleweight	1685
26.6.1	Medallists	1686
26.6.2	Final	1687
26.7	Men's Heavyweight	1687
26.7.1	Medallists	1688
26.7.2	Final Results	1689
26.8	Men's Super Heavyweight	1690
26.8.1	Medallists	1691
26.8.2	Final Results	1692
26.9	Women's Lightweight	1693
26.9.1	Medallists	1694
26.9.2	Final Results	1695
26.10	Women's Middleweight	1696
26.10.1	Medallists	1697
26.10.2	Final Results	1698
26.11	Women's Heavyweight	1699
26.11.1	Medallists	1700
26.11.2	Final Results	1701
26.12	Women's Super Heavyweight	1702
26.12.1	Medallists	1703
26.12.2	Final Results	1704






Number of Entries by NOC

As of SUN 23 JUL 2017

	NOC	Men				Total Entries	Women				Total Athletes
		Light weight	Middle weight	Heavy weight	Super Heavy weight		Light weight	Middle weight	Heavy weight	Super Heavy weight	
	ALG - Algeria		1			1					1
	BRA - Brazil			1		1	2	1			3
	CAN - Canada		1		1	2	1	1			2
	CZE - Czech Republic				1	1					1
	ECU - Ecuador	1				1	2	1			3
	FIN - Finland	1				1					1
	FRA - France	1		1		2	1				1
	GER - Germany			1	1	2		1			1
	HUN - Hungary								1		1
	ISL - Iceland				1	1					1
	ITA - Italy							1			1
	JPN - Japan	1	2			3	1				1
	KAZ - Kazakhstan		1		1	2					2
	NED - Netherlands							1	1		2
	NOR - Norway		1	2		3		1	1		2
	POL - Poland	1	1	1	1	4	1			1	2
	PUR - Puerto Rico						1				1
	RSA - South Africa							1			1
	RUS - Russian Federation	1		1		2	1	2	1	1	5
	TPE - Chinese Taipei	2				2	1	1		1	3
	UKR - Ukraine		2	2	2	6	1	1		2	4
	USA - United States of America	1	1	2	2	6			1	2	3
	VEN - Venezuela						2	1	1		4
	Total	9	10	11	10	40	10	10	10	10	40




Medallists by Event

As of WED 26 JUL 2017

After 8 of 8 Events

Event Name	Date	Medal	Name	NOC Code
Men's Lightweight	MON 24 JUL	GOLD	FEDOSIENKO Sergey	RUS
		SILVER	EL BELGHITTI Hassan	FRA
		BRONZE	OKPOKO Charles	USA
Men's Middleweight	MON 24 JUL	GOLD	OLECH Jaroslaw	POL
		SILVER	RYSIEV Volodymyr	UKR
		BRONZE	NANIEV Andrii	UKR
Men's Heavyweight	MON 24 JUL	GOLD	BILYI Sergii	UKR
		SILVER	INZARKIN Dmitry	RUS
		BRONZE	SEMENENKO Dmytro	UKR
Men's Super Heavyweight	MON 24 JUL	GOLD	ROKOCHIY Oleksii	UKR
		SILVER	CAPPELLINO Joseph	USA
		BRONZE	YESHMAKHANOV Nurlan	KAZ
Women's Lightweight	MON 24 JUL	GOLD	SALNIKOVA Natalia	RUS
		SILVER	FUKUSHIMA Yukako	JPN
		BRONZE	CHEN Wei-Ling	TPE
Women's Middleweight	MON 24 JUL	GOLD	SOLOVIOVA Larysa	UKR
		SILVER	RYZHKOVA Anna	RUS
		BRONZE	WU Hui-Chun	TPE
Women's Heavyweight	MON 24 JUL	GOLD	CASTELLAIN Ana	BRA
		SILVER	RIBIC Priscilla	USA
		BRONZE	CANELON Yenifer	VEN
Women's Super Heavyweight	MON 24 JUL	GOLD	LOUGH Bonica	USA
		SILVER	MELNYK Tetyana	UKR
		BRONZE	BLYN Liane	USA



Medal Standings

As of WED 26 JUL 2017

After 8 of 8 Events

Rank	NOC	Men				Women				Total				Rank by Total
		G	S	B	Tot	G	S	B	Tot	G	S	B	Tot	
1	UKR - Ukraine	2	1	2	5	1	1		2	3	2	2	7	1
2	RUS - Russian Federation	1	1		2	1	1		2	2	2		4	3
3	USA - United States of America		1	1	2	1	1	1	3	1	2	2	5	2
4	BRA - Brazil					1			1	1			1	=5
4	POL - Poland	1			1					1			1	=5
6	FRA - France		1		1						1		1	=5
6	JPN - Japan						1		1		1		1	=5
8	TPE - Chinese Taipei							2	2			2	2	4
9	KAZ - Kazakhstan			1	1							1	1	=5
9	VEN - Venezuela							1	1			1	1	=5
	Total:	4	4	4	12	4	4	4	12	8	8	8	24	

Legend:
= Equal sign indicates that two or more NOCs share the same rank by total **B** Bronze **G** Gold **S** Silver **Tot** Total

Timing and Results provided by  **TISSOT**

RESULTS BOOK



Powerlifting Men's Lightweight



THE WORLD GAMES
WROCLAW 2017

T+TISSOT
SWISS WATCHES SINCE 1853



Medallists

As of MON 24 JUL 2017

Medal	Name	NOC
GOLD	FEDOSIENKO Sergey	RUS - Russian Federation
SILVER	EL BELGHITTI Hassan	FRA - France
BRONZE	OKPOKO Charles	USA - United States of America



Results

Rank	Bib	Name	NOC Code	Body Weight	Weight Factor	Squat	Bench Press	Deadlift	Total Weight	Total Points	Remark
1	5	FEDOSIENKO Sergey	RUS	55.9	0.9126	290.0	192.5	260.0	742.5	677.61	
2	1	EL BELGHITTI Hassan	FRA	65.6	0.7889	290.0	167.5	315.0	772.5	609.43	
3	7	OKPOKO Charles	USA	65.4	0.7909	312.5	200.0	257.5	770.0	608.99	
4	4	HSIEH Tsung-Ting	TPE	64.5	0.8004	265.0	210.0	280.0	755.0	604.30	
5	9	LEON Franklin	ECU	59.2	0.8628	280.0	177.5	235.0	692.5	597.49	
6	3	SAVOLAINEN Antti	FIN	65.7	0.7884	270.0	200.0	285.0	755.0	595.24	
7	8	LIN Yi-Chun	TPE	59.5	0.8593	260.0	170.0	257.5	687.5	590.77	
8	2	SATO Yoshihiro	JPN	65.4	0.7916	265.0	215.0	235.0	715.0	565.99	
9	6	WSZOLA Dariusz	POL	58.8	0.8692	260.0	170.0	217.5	647.5	562.81	

Officials

Name	Function
LAU Werner (LUX)	Chief Referee
de PUYTORAC Xavier (FRA)	Side Referee
MOCIANESE Maria Pia (ITA)	Side Referee

RESULTS BOOK



Powerlifting Men's Middleweight



THE WORLD GAMES
WROCLAW 2017

T+TISSOT
SWISS WATCHES SINCE 1853



Medallists

As of TUE 25 JUL 2017

Medal	Name	NOC
GOLD	OLECH Jaroslaw	POL - Poland
SILVER	RYSIEV Volodymyr	UKR - Ukraine
BRONZE	NANIEV Andrii	UKR - Ukraine

RESULTS BOOK




Powerlifting Men's Heavyweight



THE WORLD GAMES
WROCLAW 2017

T+TISSOT
SWISS WATCHES SINCE 1853



Medallists

As of TUE 25 JUL 2017

Medal	Name	NOC
GOLD	BILYI Sergii	UKR - Ukraine
SILVER	INZARKIN Dmitry	RUS - Russian Federation
BRONZE	SEMENENKO Dmytro	UKR - Ukraine



Results

Rank	Bib	Name	NOC Code	Body Weight	Weight Factor	Squat	Bench Press	Deadlift	Total Weight	Total Points	Remark
1	8	BILYI Sergii	UKR	98.1	0.6134	407.5	297.5	375.0	1080.0	662.47	w
2	4	INZARKIN Dmitry	RUS	91.3	0.6339	360.0	282.5	350.0	992.5	629.15	
3	2	SEMENENKO Dmytro	UKR	104.1	0.5994	432.0	280.0	330.0	1042.0	624.57	
4	6	BELKESIR Sofiane	FRA	104.7	0.5982	390.0	272.5	355.0	1017.5	608.67	
5	3	BELL Ian	USA	92.7	0.6293	357.5	230.0	371.0	958.5	603.18	
6	1	STENDEBACH Sascha	GER	92.8	0.6289	337.5	275.0	342.5	955.0	600.60	
7	7	WALGERMO Stian	NOR	105.0	0.5976	382.5	282.5	322.5	987.5	590.13	
8	11	COIMBRA David	BRA	92.0	0.6316	340.0	247.5	345.0	932.5	588.97	
9	10	CONNER Charles	USA	103.2	0.6014	382.5	312.5	280.0	975.0	586.37	
10	9	WEGIERA Jan	POL	92.9	0.6284	350.0	300.0	280.0	930.0	584.41	
	5	EIKELAND Kristoffer	NOR	105.0	0.5976	355.0		340.0			DSQ

Officials

Name	Function
LAU Werner (LUX)	Chief Referee
CLAYTON Bill (USA)	Side Referee
KLAWITTER THOMSEN Kerstin (GER)	Side referee

Legend:

DSQ Disqualified w World Record

Timing and Results provided by  TISSOT

RESULTS BOOK




Powerlifting Men's Super Heavyweight



THE WORLD GAMES
WROCLAW 2017

T+TISSOT
SWISS WATCHES SINCE 1853



Medallists

As of WED 26 JUL 2017

Medal	Name	NOC
GOLD	ROKOCHIY Oleksii	UKR - Ukraine
SILVER	CAPPELLINO Joseph	USA - United States of America
BRONZE	YESHMAKHANOV Nurlan	KAZ - Kazakhstan



Results

Rank	Bib	Name	NOC Code	Body Weight	Weight Factor	Squat	Bench Press	Deadlift	Total Weight	Total Points	Remark
1	5	ROKOCHIY Oleksii	UKR	122.3	0.5724	432.5	317.5	355.0	1105.0	632.50	
2	2	CAPPELLINO Joseph	USA	166.3	0.5450	440.0	350.0	335.0	1125.0	613.13	
3	6	YESHMAKHANOV Nurlan	KAZ	117.6	0.5777	390.0	290.0	365.0	1045.0	603.70	
4	8	LUPAC David	CZE	145.3	0.5558	415.0	330.0	340.0	1085.0	603.04	
5	4	WIERZBICKI Krzysztof	POL	105.1	0.5974	300.0	200.0	420.0	920.0	549.61	
6	10	STINN Ryan	CAN	144.2	0.5564	385.0	285.0	295.0	965.0	536.93	
	9	JOHANNSSON Julian J K	ISL	166.2	0.5451		295.0	350.0			DSQ
	1	SUMMNER Blaine	USA	175.2	0.5405	475.0	405.0				DSQ
	3	BYCHKOV Oleksii	UKR	119.8	0.5751						DSQ
	7	JAEGER Kevin	GER	129.8	0.5657						DSQ

Officials

Name	Function
SMITH Johan (RSA)	Chief Referee
BUSSELOT Myriam (BEL)	Side Referee
SOLTANI Farshid (IRI)	Side Referee

Legend:
DSQ Disqualified

RESULTS BOOK



Powerlifting Women's Lightweight



THE WORLD GAMES
WROCLAW 2017

T+TISSOT
SWISS WATCHES SINCE 1853



Medallists

As of MON 24 JUL 2017

Medal	Name	NOC
GOLD	SALNIKOVA Natalia	RUS - Russian Federation
SILVER	FUKUSHIMA Yukako	JPN - Japan
BRONZE	CHEN Wei-Ling	TPE - Chinese Taipei



Results

Rank	Bib	Name	NOC Code	Body Weight	Weight Factor	Squat	Bench Press	Deadlift	Total Weight	Total Points	Remark
1	5	SALNIKOVA Natalia	RUS	50.9	1.2677	210.0	135.0	180.0	525.0	665.54	
2	4	FUKUSHIMA Yukako	JPN	46.4	1.3565	185.0	135.0	165.0	485.0	657.90	w1
3	2	CHEN Wei-Ling	TPE	44.3	1.4023	185.0	87.5	180.0	452.5	634.54	
4	1	VASQUEZ Maria Luisa	PUR	45.4	1.3781	182.5	110.0	160.0	452.5	623.59	
5	3	DOMINGUEZ Maria	VEN	52.1	1.2453	187.5	150.0	162.5	500.0	623.40	wj
6	8	DUNO MEDINA Frankmary Elianny	VEN	46.1	1.3628	170.0	110.0	162.5	442.5	603.04	
7	6	KLYMENKO Kateryna	UKR	51.9	1.2489	175.0	120.0	172.5	467.5	583.86	
8	9	PUDDICOME Stephanie	CAN	51.7	1.2528	170.0	87.5	175.0	432.5	541.84	
9	7	MARTIN Vanessa	FRA	51.8	1.2513	170.0	97.5	165.0	432.5	541.19	
10		FELINSKA Olimpia	POL	51.7	1.2517		85.0	155.0			DSQ

Officials

Name	Function
BOTHA Vicki (RSA)	Chief Referee
CENCICH Claudia Nagata (BRA)	Side Referee
GRZECHNIK Radoslaw (POL)	Side Referee

Legend:

DSQ Disqualified **w1** World Record Master 1 **wj** Junior World Record

Timing and Results provided by TISSOT

RESULTS BOOK



Powerlifting Women's Middleweight



THE WORLD GAMES
WROCLAW 2017

T+TISSOT
SWISS WATCHES SINCE 1853



Medallists

As of MON 24 JUL 2017

Medal	Name	NOC
GOLD	SOLOVIOVA Larysa	UKR - Ukraine
SILVER	RYZHKOVA Anna	RUS - Russian Federation
BRONZE	WU Hui-Chun	TPE - Chinese Taipei



Results

Rank	Bib	Name	NOC Code	Body Weight	Weight Factor	Squat	Bench Press	Deadlift	Total Weight	Total Points	Remark
1	4	SOLOVIOVA Larysa	UKR	62.9	1.0747	225.0	170.0	210.0	605.0	650.19	
2	6	RYZHKOVA Anna	RUS	56.9	1.1617	220.0	140.0	192.5	552.5	641.84	
3	9	WU Hui-Chun	TPE	58.9	1.1304	205.0	145.0	202.5	552.5	624.55	
4	7	OCHOA VARGAS Vilma	ECU	53.4	1.2216	212.5	105.0	187.5	505.0	616.91	
5	1	ADAMOVICH Olga	RUS	61.6	1.0925	227.5	132.5	200.0	560.0	611.80	
6	10	TAVARES Cicera	BRA	61.8	1.0898	220.0	122.5	210.0	552.5	602.11	
7	8	BUENO Erica	BRA	58.7	1.1339	192.5	155.0	182.5	530.0	600.97	
8	5	MONSERRATE Kenia	ECU	57.2	1.1574	207.5	107.5	195.0	510.0	590.27	
9	2	von BACHHAUS Gundula Fiona	GER	61.8	1.0895	180.0	170.0	187.5	537.5	585.61	
	3	RUIZ MORENO Edgimar	VEN	52.2	1.2431						DSQ

Officials

Name	Function
BLIKRA Inger (NOR)	Chief Referee
KLAWITTER THOMSEN Kerstin (GER)	Side Referee
YOSHIHIRO Anan (JPN)	Side Referee

Legend:
DSQ Disqualified

Timing and Results provided by  **TISSOT**

RESULTS BOOK




Powerlifting Women's Heavyweight



THE WORLD GAMES
WROCLAW 2017

T+TISSOT
SWISS WATCHES SINCE 1853



Medallists

As of TUE 25 JUL 2017

Medal	Name	NOC
GOLD	CASTELLAIN Ana	BRA - Brazil
SILVER	RIBIC Priscilla	USA - United States of America
BRONZE	CANELON Yenifer	VEN - Venezuela



Results

Rank	Bib	Name	NOC Code	Body Weight	Weight Factor	Squat	Bench Press	Deadlift	Total Weight	Total Points	Remark
1	1	CASTELLAIN Ana	BRA	67.0	1.0265	247.5	175.0	212.5	635.0	651.83	
2	9	RIBIC Priscilla	USA	69.9	0.9954	235.0	160.0	240.0	635.0	632.08	w1
3	6	CANELON Yenifer	VEN	63.0	1.0737	235.0	132.5	220.0	587.5	630.80	
4	8	ELVERUM Marte	NOR	71.6	0.9800	242.5	140.0	248.5	631.0	618.38	
5	4	STINN Rhaea	CAN	71.0	0.9852	247.5	157.5	207.5	612.5	603.43	
6	2	ORSINI Antonietta	ITA	64.3	1.0573	212.5	140.0	202.5	555.0	586.80	
7	7	TIMMERS Ankie	NED	71.3	0.9821	220.0	157.5	217.5	595.0	584.35	
8	3	MEDVEDEVA Yulia	RUS	63.2	1.0713	205.0	152.5	170.0	527.5	565.11	
9	5	AGUINAGA Johanna	ECU	65.0	1.0493	195.0	155.0	175.0	525.0	550.88	
10	10	du TOIT Chantelle	RSA	71.8	0.9780	162.5	110.0	160.0	432.5	422.99	

Officials

Name	Function
CHOA Chen Yen (TPE)	Chief Referee
BOTHA Vicki (RSA)	Side Referee
MOTRTEN Novum (NOR)	Side Referee

Legend:

w1 World Record Master 1

Timing and Results provided by  TISSOT

RESULTS BOOK




Powerlifting Women's Super Heavyweight



THE WORLD GAMES
WROCLAW 2017

T+TISSOT
SWISS WATCHES SINCE 1853



Medallists

As of WED 26 JUL 2017

Medal	Name	NOC
GOLD	LOUGH Bonica	USA - United States of America
SILVER	MELNYK Tetyana	UKR - Ukraine
BRONZE	BLYN Liane	USA - United States of America



Results

Rank	Bib	Name	NOC Code	Body Weight	Weight Factor	Squat	Bench Press	Deadlift	Total Weight	Total Points	Remark
1	6	LOUGH Bonica	USA	131.0	0.7873	310.5	205.0	247.5	763.0	600.71	w
2	8	MELNYK Tetyana	UKR	73.2	0.9651	245.0	170.0	205.0	620.0	598.36	
3	3	BLYN Liane	USA	79.5	0.9184	242.5	182.5	217.5	642.5	590.07	
4	2	STRIK Ielja	NED	84.5	0.8891	255.0	172.5	212.5	640.0	569.02	
5	5	TISHAKOVA Yevheniia	UKR	80.9	0.9096	260.0	140.0	220.0	620.0	563.95	
6	4	HILLE ARNESEN Heidi	NOR	83.8	0.8930	247.5	145.0	215.0	607.5	542.50	
7	1	WIERZBICKA Marzena Natalia	POL	74.2	0.9569	220.0	130.0	210.0	560.0	535.86	
8	10	SINDIKAS Nadezda	RUS	82.6	0.8994	225.0	150.0	202.5	577.5	519.40	
9	7	SZABO Agnes	HUN	117.0	0.8033	260.0	195.0	190.0	645.0	518.13	
10	9	CHANG Ya-Wen	TPE	96.2	0.8427	245.0	145.0	217.5	607.5	511.94	

Officials

Name	Function
BOTHA Vicki (RSA)	Chief Referee
LAU Werner (LUX)	Side Referee
GRZESIUK Ewa (POL)	Side Referee

Legend:

w World Record

RESULTS BOOK



Rhythmic Gymnastics



THE WORLD GAMES
WROCLAW 2017


T+TISSOT
SWISS WATCHES SINCE 1853

RESULTS BOOK

TABLE OF CONTENT

27	Rhythmic Gymnastics	1704
27.1	Table of Contents	1705
27.2	Medallists by Event	1707
27.3	Medal Standings	1708
27.4	Individual Ball	1709
27.4.1	Medallists	1710
27.4.2	Final	1711
27.4.2.1	Results	1711
27.4.3	Qualification	1712
27.4.3.1	Results	1712
27.5	Individual Clubs	1713
27.5.1	Medallists	1714
27.5.2	Final	1715
27.5.2.1	Results	1715
27.5.3	Qualification	1716
27.5.3.1	Results	1716
27.6	Individual Hoop	1717
27.6.1	Medallists	1718
27.6.2	Final	1719
27.6.2.1	Results	1719
27.6.3	Qualification	1720
27.6.3.1	Results	1720
27.7	Individual Ribbon	1721
27.7.1	Medallists	1722
27.7.2	Final	1723
27.7.2.1	Results	1723
27.7.3	Qualification	1724
27.7.3.1	Results	1724






Medallists by Event

As of 22 JUL 2017 at 21:44

Event	Date	Medal	Name	NOC Code
Individual Hoop	FRI 21 JUL	GOLD	AVERINA Arina	RUS
		SILVER	AVERINA Dina	RUS
		BRONZE	ASHRAM Linoy	ISR
Individual Ball	FRI 21 JUL	GOLD	AVERINA Arina	RUS
		SILVER	AVERINA Dina	RUS
		BRONZE	HALKINA Katsiaryna	BLR
Individual Clubs	SAT 22 JUL	GOLD	AVERINA Dina	RUS
		SILVER	ASHRAM Linoy	ISR
		BRONZE	AVERINA Arina	RUS
Individual Ribbon	SAT 22 JUL	GOLD	AVERINA Arina	RUS
		SILVER	AVERINA Dina	RUS
		BRONZE	HALKINA Katsiaryna	BLR




Medals Standing

As of 22 JUL 2017 at 21:44

Rank	NOC	Individual				Rank by Total
		G	S	B	Tot	
1	RUS - Russian Federation	4	3	1	8	1
2	ISR - Israel		1	1	2	=2
3	BLR - Belarus			2	2	=2
Total		4	4	4	12	

Legend:

= Equal sign indicate that two or more NOC's share the same rank by total **B** Bronze medal **G** Gold medal **S** Silver medal **Tot** Total

Timing and Results provided by  **TISSOT**

RESULTS BOOK




Rhythmic Gymnastics Individual Ball




THE WORLD GAMES
WROCLAW 2017

T+TISSOT
SWISS WATCHES SINCE 1853



Medallists

Medal	Name	NOC
GOLD	AVERINA Arina	RUS - Russian Federation
SILVER	AVERINA Dina	RUS - Russian Federation
BRONZE	HALKINA Katsiaryna	BLR - Belarus



Results




Rank	Name	NOC	D Score	E Score	Deduction EA	ET	Pen.	Total	Qualification Rank	Start Order
1	AVERINA Arina	RUS	9.800	9.000	-0.50	-0.500		18.800	1	5
2	AVERINA Dina	RUS	9.300	9.050	-0.40	-0.550		18.350	4	6
3	HALKINA Katsiaryna	BLR	8.300	8.950	-0.40	-0.650		17.250	5	7
4	HARNASKO Alina	BLR	8.500	8.650	-0.70	-0.650		17.150	2	8
5	VLADINOVA Neviana	BUL	7.900	8.900	-0.40	-0.700		16.800	3	1
6	MAZUR Viktoriia	UKR	7.500	8.050	-0.80	-1.150		15.550	7	4
7	ZENG Laura	USA	7.600	7.750	-0.80	-1.450		15.350	8	2
8	ASHRAM Linoy	ISR	7.600	7.500	-0.90	-1.600		15.100	6	3

Legend:

D Difficulty E Execution EA Execution Artistic ET Execution Technical Pen. Penalty

Timing and Results provided by TISSOT



Results



Rank	Name	NOC	D Score	E Score	Deduction EA	ET	Pen.	Total
1	AVERINA Arina	RUS	9.900	8.600	-0.90	-0.500		18.500 Q
2	HARNASKO Alina	BLR	9.100	8.750	-0.70	-0.550		17.850 Q
3	VLADINOVA Neviana	BUL	8.800	8.500	-0.80	-0.700	-0.05	17.250 Q
4	AVERINA Dina	RUS	8.700	8.500	-0.90	-0.600		17.200 Q
5	HALKINA Katsiaryna	BLR	8.100	8.750	-0.60	-0.650		16.850 Q
6	ASHRAM Linoy	ISR	8.600	8.100	-1.20	-0.700		16.700 Q
7	MAZUR Viktoriia	UKR	8.200	8.250	-1.00	-0.750		16.450 Q
8	ZENG Laura	USA	8.200	8.000	-0.90	-1.100		16.200 Q
9	KALEYN Boryana	BUL	7.800	8.000	-1.10	-0.900		15.800 R1
10	KELAIDITI Eleni	GRE	7.600	7.750	-1.40	-0.850		15.350 R2
11	RUPRECHT Nicol	AUT	7.400	7.850	-1.10	-1.050		15.250
12	BAYRAMOVA Ayshan	AZE	7.000	7.950	-0.90	-1.150		14.950
13	MINAGAWA Kaho	JPN	7.400	7.550	-0.90	-1.550		14.950
14	BERTOLINI Veronica	ITA	7.000	7.750	-1.40	-0.850		14.750
15	DIACHENKO Olena	UKR	7.200	7.200	-1.50	-1.300		14.400
16	ASHIRBAYEVA Sabina	KAZ	7.400	6.850	-1.90	-1.250	-0.05	14.200
17	KIM Chaewoon	KOR	6.600	7.300	-1.30	-1.400		13.900
18	SERDYUKOVA Anastasiya	UZB	7.300	6.650	-2.00	-1.350	-0.05	13.900
19	MOUSTAFAEVA Kseniya	FRA	5.800	7.650	-1.00	-1.350		13.450
20	LEGOTE Grace	RSA	5.700	6.150	-1.90	-1.950	-0.05	11.800
21	LLANA GARCIA Sara	ESP	6.000	5.500	-2.00	-2.500	-0.30	11.200
22	PRINCE Danielle	AUS	4.700	6.200	-1.80	-2.000		10.900
23	KOSOULIEVA Angela	POL	3.700	5.400	-2.00	-2.600		9.100

Legend:

D Difficulty E Execution EA Execution Artistic ET Execution Technical Pen. Penalty Q Qualified for Ball Final Rx Reserve for Ball Final

Timing and Results provided by TISSOT

RESULTS BOOK




Rhythmic Gymnastics Individual Clubs



THE WORLD GAMES
WROCLAW 2017

T+TISSOT
SWISS WATCHES SINCE 1853



Medallists

Medal	Name	NOC
GOLD	AVERINA Dina	RUS - Russian Federation
SILVER	ASHRAM Linoy	ISR - Israel
BRONZE	AVERINA Arina	RUS - Russian Federation



Results




Rank	Name	NOC	D Score	E Score	Deduction EA	ET	Pen.	Total	Qualification Rank	Start Order
1	AVERINA Dina	RUS	10.000	9.100	-0.50	-0.400		19.100	1	4
2	ASHRAM Linoy	ISR	7.900	8.400	-0.90	-0.700		16.300	3	8
3	AVERINA Arina	RUS	8.100	8.200	-0.90	-0.900		16.300	2	3
4	HALKINA Katsiaryna	BLR	7.500	8.750	-0.60	-0.650		16.250	8	1
5	ZENG Laura	USA	7.500	8.500	-0.70	-0.800		16.000	4	6
6	MOUSTAFAEVA Kseniya	FRA	7.100	8.400	-0.80	-0.800		15.500	7	2
7	VLADINOVA Neviana	BUL	7.200	8.250	-0.80	-0.950		15.450	6	7
8	MAZUR Viktoriia	UKR	6.100	6.900	-1.40	-1.700	-0.05	12.950	5	5

Legend:

D Difficulty E Execution EA Execution Artistic ET Execution Technical Pen. Penalty

Timing and Results provided by TISSOT



Results



Rank	Name	NOC	D Score	E Score	Deduction EA	ET	Pen.	Total
1	AVERINA Dina	RUS	10.000	8.900	-0.60	-0.500		18.900 Q
2	AVERINA Arina	RUS	8.700	8.800	-0.60	-0.600		17.500 Q
3	ASHRAM Linoy	ISR	8.400	8.350	-0.80	-0.850		16.750 Q
4	ZENG Laura	USA	8.200	8.300	-0.80	-0.900		16.500 Q
5	MAZUR Viktoriia	UKR	7.800	8.100	-1.00	-0.900		15.900 Q
6	VLADINOVA Neviana	BUL	7.700	8.000	-1.10	-0.900		15.700 Q
7	MOUSTAFAEVA Kseniya	FRA	7.300	8.200	-1.00	-0.800		15.500 Q
8	HALKINA Katsiaryna	BLR	7.600	7.750	-1.00	-1.250		15.350 Q
9	MINAGAWA Kaho	JPN	7.500	7.800	-0.90	-1.300		15.300 R1
10	KALEYN Boryana	BUL	8.000	7.100	-1.00	-1.900		15.100 R2
11	HARNASKO Alina	BLR	7.700	7.350	-1.10	-1.550		15.050
12	SERDYUKOVA Anastasiya	UZB	8.000	6.950	-1.60	-1.450		14.950
13	ASHIRBAYEVA Sabina	KAZ	7.100	7.800	-1.00	-1.200		14.900
14	KELAIDITI Eleni	GRE	6.800	8.000	-1.00	-1.000		14.800
15	BERTOLINI Veronica	ITA	6.400	7.525	-1.10	-1.375		13.925
16	RUPRECHT Nicol	AUT	5.800	7.600	-1.20	-1.200		13.400
17	BAYRAMOVA Ayshan	AZE	6.100	6.950	-1.40	-1.650		13.050
18	DIACHENKO Olena	UKR	6.400	6.550	-1.70	-1.750		12.950
19	KIM Chaewoon	KOR	5.500	7.200	-1.60	-1.200		12.700
20	LLANA GARCIA Sara	ESP	4.900	7.050	-1.60	-1.350		11.950
21	PRINCE Danielle	AUS	4.500	6.650	-1.60	-1.750		11.150
22	LEGOTE Grace	RSA	4.300	6.500	-2.00	-1.500		10.800
23	KOSOULIEVA Angela	POL	4.100	6.150	-2.00	-1.850	-0.05	10.200

Legend:

D Difficulty E Execution EA Execution Artistic ET Execution Technical Pen. Penalty Q Qualified for Clubs Final Rx Reserve for Clubs Final

Timing and Results provided by TISSOT

RESULTS BOOK




Rhythmic Gymnastics Individual Hoop




THE WORLD GAMES
WROCLAW 2017

T+TISSOT
SWISS WATCHES SINCE 1853



Medallists

Medal	Name	NOC
GOLD	AVERINA Arina	RUS - Russian Federation
SILVER	AVERINA Dina	RUS - Russian Federation
BRONZE	ASHRAM Linoy	ISR - Israel



Results


0

Rank	Name	NOC	D Score	E Score	Deduction EA	ET	Pen.	Total	Qualification Rank	Start Order
1	AVERINA Arina	RUS	9.400	8.400	-0.70	-0.900		17.800	2	8
2	AVERINA Dina	RUS	9.000	8.750	-0.50	-0.750		17.750	1	3
3	ASHRAM Linoy	ISR	9.200	8.500	-0.70	-0.800		17.700	3	1
4	HARNASKO Alina	BLR	8.300	8.350	-0.80	-0.850		16.650	6	6
5	HALKINA Katsiaryna	BLR	7.300	8.800	-0.60	-0.600		16.100	4	4
6	MINAGAWA Kaho	JPN	7.500	8.350	-0.70	-0.950		15.850	8	2
7	MAZUR Viktoriia	UKR	6.500	8.150	-0.80	-1.050		14.650	7	7
8	VLADINOVA Neviana	BUL	7.600	7.000	-1.10	-1.900	-0.60	14.000	5	5

Legend:

D Difficulty E Execution EA Execution Artistic ET Execution Technical Pen. Penalty

Timing and Results provided by TISSOT



Results

0

Rank	Name	NOC	D Score	E Score	Deduction EA	ET	Pen.	Total
1	AVERINA Dina	RUS	8.700	8.850	-0.70	-0.450		17.550 Q
2	AVERINA Arina	RUS	8.700	8.550	-0.70	-0.750		17.250 Q
3	ASHRAM Linoy	ISR	8.900	8.150	-1.10	-0.750		17.050 Q
4	HALKINA Katsiaryna	BLR	8.100	8.750	-0.60	-0.650		16.850 Q
5	VLADINOVA Neviana	BUL	8.700	8.100	-1.00	-0.900		16.800 Q
6	HARNASKO Alina	BLR	8.200	8.450	-0.90	-0.650		16.650 Q
7	MAZUR Viktoriia	UKR	8.500	8.100	-1.00	-0.900		16.600 Q
8	MINAGAWA Kaho	JPN	8.000	8.500	-0.70	-0.800		16.500 Q
9	KALEYN Boryana	BUL	8.400	7.900	-1.10	-1.000		16.300 R1
10	MOUSTAFAEVA Kseniya	FRA	7.500	8.300	-0.90	-0.800		15.800 R2
11	ASHIRBAYEVA Sabina	KAZ	8.100	7.350	-1.60	-1.050		15.450
12	SERDYUKOVA Anastasiya	UZB	7.500	7.750	-1.20	-1.050		15.250
13	RUPRECHT Nicol	AUT	7.300	7.850	-1.10	-1.050		15.150
14	ZENG Laura	USA	7.900	7.600	-1.00	-1.400	-0.60	14.900
15	BAYRAMOVA Ayshan	AZE	6.800	7.850	-1.00	-1.150		14.650
16	KELAIDITI Eleni	GRE	7.200	7.250	-1.40	-1.350		14.450
17	BERTOLINI Veronica	ITA	6.500	7.900	-1.30	-0.800		14.400
18	KIM Chaewoon	KOR	6.700	7.450	-1.40	-1.150		14.150
19	DIACHENKO Olena	UKR	7.500	6.850	-1.70	-1.450	-0.30	14.050
20	LLANA GARCIA Sara	ESP	6.700	6.900	-1.50	-1.600		13.600
21	KOSOULIEVA Angela	POL	5.800	6.700	-1.80	-1.500		12.500
22	PRINCE Danielle	AUS	6.100	6.300	-1.80	-1.900		12.400
23	LEGOTE Grace	RSA	5.000	6.500	-1.70	-1.800		11.500

Legend:

D Difficulty E Execution EA Execution Artistic ET Execution Technical Pen. Penalty Q Qualified for Hoop Final Rx Reserve for Hoop Final

Timing and Results provided by TISSOT

RESULTS BOOK




Rhythmic Gymnastics Individual Ribbon



THE WORLD GAMES
WROCLAW 2017

T+TISSOT
SWISS WATCHES SINCE 1853



Medallists

Medal	Name	NOC
GOLD	AVERINA Arina	RUS - Russian Federation
SILVER	AVERINA Dina	RUS - Russian Federation
BRONZE	HALKINA Katsiaryna	BLR - Belarus



Results




Rank	Name	NOC	D Score	E Score	Deduction EA	ET	Pen.	Total	Qualification Rank	Start Order
1	AVERINA Arina	RUS	8.100	8.750	-0.70	-0.550		16.850	1	5
2	AVERINA Dina	RUS	8.000	8.800	-0.60	-0.600		16.800	3	2
3	HALKINA Katsiaryna	BLR	7.600	8.875	-0.50	-0.625		16.475	4	3
4	VLADINOVA Neviana	BUL	7.400	8.500	-0.70	-0.800		15.900	6	4
5	MINAGAWA Kaho	JPN	7.400	8.350	-0.70	-0.950		15.750	8	1
6	ASHRAM Linoy	ISR	7.300	8.100	-1.00	-0.900		15.400	2	6
7	ZENG Laura	USA	6.800	8.400	-0.60	-1.000		15.200	5	8
8	MOUSTAFAEVA Kseniya	FRA	6.400	7.550	-1.00	-1.450		13.950	7	7

Legend:

D Difficulty E Execution EA Execution Artistic ET Execution Technical Pen. Penalty

Timing and Results provided by TISSOT



Results



Rank	Name	NOC	D Score	E Score	Deduction EA	ET	Pen.	Total	
1	AVERINA Arina	RUS	8.400	8.600	-0.70	-0.700		17.000	Q
2	ASHRAM Linoy	ISR	8.500	7.950	-1.10	-0.950		16.450	Q
3	AVERINA Dina	RUS	7.500	8.400	-0.80	-0.800		15.900	Q
4	HALKINA Katsiaryna	BLR	7.100	8.400	-0.80	-0.800		15.500	Q
5	ZENG Laura	USA	7.000	8.025	-0.80	-1.175		15.025	Q
6	VLADINOVA Neviana	BUL	7.600	7.700	-1.00	-1.300	-0.30	15.000	Q
7	MOUSTAFAEVA Kseniya	FRA	6.900	7.950	-1.00	-1.050		14.850	Q
8	MINAGAWA Kaho	JPN	6.400	8.200	-0.70	-1.100		14.600	Q
9	KALEYN Boryana	BUL	7.100	7.800	-1.10	-1.100	-0.30	14.600	R1
10	HARNASKO Alina	BLR	7.000	7.300	-1.10	-1.600		14.300	R2
11	ASHIRBAYEVA Sabina	KAZ	6.900	7.250	-1.20	-1.550		14.150	
12	SERDYUKOVA Anastasiya	UZB	6.500	7.400	-1.40	-1.200		13.900	
13	MAZUR Viktoriia	UKR	6.400	7.300	-1.20	-1.500		13.700	
14	DIACHENKO Olena	UKR	6.500	6.700	-1.80	-1.500		13.200	
15	KELAIDITI Eleni	GRE	5.900	7.125	-1.00	-1.875		13.025	
16	KIM Chaewoon	KOR	5.500	7.200	-1.40	-1.400		12.700	
17	RUPRECHT Nicol	AUT	5.800	6.700	-1.80	-1.500	-0.05	12.450	
18	BAYRAMOVA Ayshan	AZE	5.500	6.900	-1.30	-1.800		12.400	
19	BERTOLINI Veronica	ITA	5.100	7.050	-1.40	-1.550		12.150	
20	PRINCE Danielle	AUS	4.200	6.750	-1.20	-2.050		10.950	
21	LLANA GARCIA Sara	ESP	4.200	6.000	-1.90	-2.100		10.200	
22	LEGOTE Grace	RSA	3.600	6.500	-1.70	-1.800		10.100	
23	KOSOULIEVA Angela	POL	3.300	5.150	-2.20	-2.650		8.450	

Legend:

D Difficulty E Execution EA Execution Artistic ET Execution Technical Pen. Penalty Q Qualified for Ribbon Final Rx Reserve for Ribbon Final

Timing and Results provided by TISSOT

RESULTS BOOK



Roller Hockey



THE WORLD GAMES
WROCLAW 2017

T+TISSOT
SWISS WATCHES SINCE 1853

RESULTS BOOK

TABLE OF CONTENT

28	Roller Hockey	1724
28.1	Table of Contents	1725
28.2	Medallists by Event	1728
28.3	Medal Standings	1729
28.4	Men's	1730
28.4.1	Team Roster	1731
28.4.1.1	Team Roster - ARG	1731
28.4.1.2	Team Roster - CAN	1732
28.4.1.3	Team Roster - CZE	1733
28.4.1.4	Team Roster - FRA	1734
28.4.1.5	Team Roster - ITA	1735
28.4.1.6	Team Roster - POL	1736
28.4.1.7	Team Roster - SUI	1737
28.4.1.8	Team Roster - USA	1738
28.4.2	Tournament Summary	1739
28.4.3	Medallists	1741
28.4.4	Finals	1742
28.4.4.1	Rank 7/8 Match ARG - POL	1742
28.4.4.2	Rank 5/6 Match USA - ITA	1743
28.4.4.3	Bronze Medal CAN - SUI	1744
28.4.4.4	Gold Medal FRA - CZE	1745
28.4.5	Semifinals	1746
28.4.5.1	Results USA - ARG	1746
28.4.5.2	Results ITA - POL	1747
28.4.5.3	Results FRA - CAN	1748
28.4.5.4	Results CZE - SUI	1749
28.4.6	Preliminary Round - Group B	1750
28.4.6.1	Results FRA - SUI	1750





28.4.6.2	Results ITA - ARG	1751
28.4.6.3	Results ARG - FRA	1752
28.4.6.4	Results SUI - ITA	1753
28.4.6.5	Results SUI - ARG	1754
28.4.6.6	Results ITA - FRA	1755
28.4.7	Preliminary Round - Group A	1756
28.4.7.1	Results USA - CAN	1756
28.4.7.2	Results CZE - POL	1757
28.4.7.3	Results CAN - CZE	1758
28.4.7.4	Results POL - USA	1759
28.4.7.5	Results CZE - USA	1760
28.4.7.6	Results CAN - POL	1761





Medallists by Event

As of SAT 29 JUL 2017

After 1 of 1 Events

Event	Date	Medal	Name	NOC Code
Men	29 JUL 2017	GOLD	CIK Jakub	CZE
			ZBORIL Mikulas	
			STRYCEK Pavel	
			BERNARD Jakub	
			PRIBYL Adam	
			LANGER Lukas	
			SIMO Michal	
			BRABEC Daniel	
			SEBEK Patrik	
			FIALA Martin	
			MALY Robin	
			RUBES Tomas	
			LOSKOT Marek	
			ROUPEC David	
			SILVER	
		GABILLET Karl		
		TIJOU Benjamin		
		CRIGNIER Renaud		
		HORRUT Romain		
		MOGNIAT-DUCLOS Johan		
		LAPRESA Jeremy		
		BELOT Clement		
		de PREVAL Roman		
		SALLEY Jerome		
		BRONZE	LANGLOIS Maxime	SUI
			LADONNE Jean-François	
			RAGE Antoine	
			HAMON Lambert	
			HÄFLIGER Ken	
			MAIER Fabien	
WITTWER Pascal Olivier				
HÜRLIMANN Stefan				
SAVARY Jean				
COLLAUD Corentin				
STEINER Daniel				
BAHAR Alain				
DIETRICH Lukas				
TSCHANNEN Stefan				
KUMMER Dario				
LOOSLI Michael				
ZÜRCHER Quentin				
ZEHNDER Andreas				



Medal Standings

As of SAT 29 JUL 2017


After 1 of 1 Events

Rank	NOC	Men				Rank by Total
		G	S	B	Tot	
1	CZE - Czech Republic	1			1	=1
2	FRA - France		1		1	=1
3	SUI - Switzerland			1	1	=1
Total:		1	1	1	3	

Legend:

= Equal sign indicates that two or more NOCs share the same rank by total

B Bronze **G** Gold **S** Silver **Tot** Total

Timing and Results provided by  **TISSOT**

RESULTS BOOK



Roller Hockey Men's



THE WORLD GAMES
WROCLAW 2017

T+TISSOT
SWISS WATCHES SINCE 1853



Team Roster

As of MON 24 JUL 2017

ARG - Argentina

No.	Name	Pos	Date of Birth
4	GUZMÁN Cristian Ariel	F	8 DEC 1982
7	VADRA Facundo Jorge	D	8 DEC 1982
8	GALBAN Francisco	F	23 JUL 1996
11	DE GIACOMI Joaquin	F	8 JUN 1992
12	INSUA SHANLY Hernan	F	14 NOV 1990
14	IRISARRI Rodrigo	F	28 AUG 1990
20	ECHEVARRIA Sebastian	F	29 NOV 1986
23	GALBAN José	D	21 OCT 1992
24	PORTABELLA FAZIO Ignacio	D	24 JAN 1987
30	MARTIN SIRITO Manuel	GK	9 AUG 1993
31	FERNANDEZ Federico Matias	GK	11 JUL 1982
36	MARENKO Agustín	D	23 DEC 1979
75	BUSTOS Sebastian	D	9 AUG 1987
88	MARENKO Sebastian	F	6 MAR 1981

Team Officials

Head Coach MERCERE Julio Cesar (ARG)
Assistant Coach RIOS Gustavo (ARG)



Team Roster

As of MON 24 JUL 2017

CAN - Canada

No.	Name	Pos	Date of Birth
4	HENDESRON Kyle	D	29 NOV 1982
5	ISAACS James	D	29 NOV 1989
9	FRENCH Kirk	D	3 APR 1977
10	ALLAN Jay	D	21 FEB 1978
11	EISON Derek	D	16 AUG 1982
17	MATTHEWS Ryan	F	15 SEP 1992
20	HAMMOND Dave	F	6 MAY 1985
21	FURLONG Shaun	F	31 MAR 1990
22	SONSTELIE Cole	F	17 NOV 1992
27	ESDALE Paul	D	10 APR 1979
32	DEBA Jamie	GK	3 MAR 1983
72	LEGGAT Brett	GK	3 DEC 1980
91	WOODS Thomas	F	1 AUG 1988
95	MARTENS Tyler	F	2 APR 1988

Team Officials

Head Coach FRANK Ben (CAN)
Assistant Coach TREPANIER Michael (CAN)
Physiotherapist GRANT Cary (CAN)



Team Roster

As of MON 24 JUL 2017

CZE - Czech Republic

No.	Name	Pos	Date of Birth
9	CIK Jakub	D	25 JUL 1988
12	ZBORIL Mikulas	D	30 MAY 1994
13	STRYCEK Pavel	D	13 OCT 1983
14	BERNARD Jakub	F	24 APR 1991
17	PRIBYL Adam	F	10 DEC 1992
22	LANGER Lukas	GK	22 OCT 1995
26	SIMO Michal	F	1 MAY 1984
41	BRABEC Daniel	GK	8 MAY 1993
42	SEBEK Patrik	D	12 JUL 1983
66	FIALA Martin	F	26 DEC 1994
69	MALY Robin	D	17 MAY 1989
73	RUBES Tomas	F	25 SEP 1992
78	LOSKOT Marek	F	25 JUL 1989
92	ROUPEC David	D	23 MAY 1992

Team Officials

Head Coach

TVRZNIK Martin (CZE)



Team Roster

As of MON 24 JUL 2017

FRA - France

No.	Name	Pos	Date of Birth
4	BOUCHUT Baptiste	F	4 APR 1998
5	GABILLET Karl	F	30 MAY 1986
9	TIJOU Benjamin	D	27 MAR 1982
12	CRIGNIER Renaud	F	21 OCT 1981
17	HORRUT Romain	D	17 JUL 1987
19	MOGNIAT-DUCLOS Johan	F	19 AUG 1989
24	LAPRESA Jeremy	F	30 AUG 1987
25	BELOT Clement	F	25 MAY 1997
39	de PREVAL Roman	GK	10 NOV 1985
43	SALLEY Jerome	GK	18 MAY 1981
70	LANGLOIS Maxime	D	7 JAN 1994
79	LADONNE Jean-François	D	9 OCT 1984
90	RAGE Antoine	D	22 JUN 1990
91	HAMON Lambert	D	10 APR 1992

Team Officials

Head Coach SEGUY Bernard (FRA)
Assistant Coach TIJOU Geoffroy (FRA)



Team Roster

As of TUE 25 JUL 2017

REVISED
25 JUL 17:59


ITA - Italy

No.	Name	Pos	Date of Birth
5	VENDRAME Tobia	D	26 OCT 1998
8	PISTELLATO Antonio	D	1 JAN 1984
11	CRIVELLARI Alessio	F	19 AUG 1987
14	MUNARI Nicola	D	21 DEC 1995
17	PERUZZI Marco	GK	15 AUG 1983
25	BELLINI Andrea	D	3 NOV 1995
49	FACCHINETTI Daniele	GK	27 MAR 1992
55	LIEVORE Fabio	F	19 NOV 1992
58	FRIGO Nicola	D	7 AUG 1995
59	LETTERA Alessio	F	12 MAY 1997
77	USTIGNANI Andrea	F	22 JUL 1989
85	FERRARI Emanuele	F	23 JUL 1996
88	SOMADOSSI Denis	D	18 APR 1983
91	TOMBOLATO Riccardo	F	20 FEB 1991

Team Officials

Team Manager	PETRONE Raimondo (ITA)
Head Coach	RELA Christian (ITA)
Assistant Coach	RIGONI Luca (ITA)

#3 Marco PERUZZI is playing with #17

Timing and Results provided by  **TISSOT**



Team Roster

As of MON 24 JUL 2017

POL - Poland

No.	Name	Pos	Date of Birth
1	WITKOWSKI Tomasz	GK	21 MAR 1989
2	ELZBIECIAK Michal	GK	11 APR 1983
3	OWCZAREK Sebastian	FP	16 APR 1987
4	STRUZ?YK Mateusz	FP	5 JUN 1989
5	PODSIEDLIK Mateusz	FP	27 JAN 1989
6	WROBEL Marek	FP	15 MAY 1989
7	WRÓBEL Adam	FP	23 DEC 1969
8	DUDKIEWICZ Krzysztof	FP	4 JUL 1996
9	ZYLA Pawel	FP	21 SEP 1979
10	KWIECINSKI Filip Tymon	FP	10 APR 1989
11	RESIAK Maciej Miroslaw	FP	11 JAN 1985
12	WIECZOREK Artur	FP	29 FEB 1988
13	WANAT Dariusz	FP	24 NOV 1995
14	STEPIEN Bartlomiej Leszek	FP	30 JUL 1987

Team Officials

Head Coach WROBEL Bartomiej (POL)



Team Roster

As of MON 24 JUL 2017

SUI - Switzerland

No.	Name	Pos	Date of Birth
8	HÄFLIGER Ken	D	16 NOV 1994
11	MAIER Fabien	D	5 NOV 1991
12	WITTEWER Pascal Olivier	F	11 DEC 1985
13	HÜRLIMANN Stefan	D	13 MAR 1985
14	SAVARY Jean	F	22 JUL 1992
43	COLLAUD Corentin	GK	25 MAR 1993
50	STEINER Daniel	F	9 AUG 1980
53	BAHAR Alain	D	14 JAN 1991
64	DIETRICH Lukas	D	30 AUG 1991
71	TSCHANNEN Stefan	F	12 MAR 1984
73	KUMMER Dario	D	3 NOV 1994
91	LOOSLI Michael	F	19 FEB 1995
93	ZÜRCHER Quentin	GK	13 FEB 1997
97	ZEHNDER Andreas	F	13 DEC 1985

Team Officials

Head Coach FRIEDLI Michael (SUI)
Assistant Coach GÖTSCHI Matthias (SUI)



Team Roster

As of MON 24 JUL 2017

USA - United States Of America

No.	Name	Pos	Date of Birth
7	GONZALEZ Tristan	D	25 FEB 1990
8	CRIPPS Andrew	F	30 JUN 1985
10	KENDALL Christopher	F	11 APR 1991
11	FAUGHT Jackson	D	15 FEB 1997
13	SARVAK Matthew		18 JAN 1991
21	MOSENSON Jonathan	D	31 MAR 1986
22	BRUCE Thomas William	D	17 APR 1985
26	ROUX Dustin	F	1 OCT 1987
33	MCCOLLUM Thomas	GK	7 DEC 1989
63	HARDIN Mitchell	GK	3 MAR 1987
71	GSELL Eugene	F	9 SEP 1984
91	KROGMAN Jalen	D	29 NOV 1992
92	NOVAK Kyle	F	13 OCT 1992
93	HAWKINS Brandon	F	25 APR 1994

Team Officials

Team Manager	SGRILLO Charles J (USA)
Head Coach	PRIME Jeff (USA)
Assistant Coach	SVOBODA Tyler Mark (USA)



Tournament Summary

As of SAT 29 JUL 2017

Group A						Games				Goals		Class. Points
Rank		CZE	CAN	USA	POL	Played	Won	Lost	Tied	For	Against	
1	CZE		5 - 2	2 - 3	4 - 1	3	2	1	0	11	6	4
2	CAN	2 - 5		7 - 1	3 - 1	3	2	1	0	12	7	4
3	USA	3 - 2	1 - 7		10 - 0	3	2	1	0	14	9	4
4	POL	1 - 4	1 - 3	0 - 10		3	0	3	0	2	17	0

Group B						Games				Goals		Class. Points
Rank		FRA	SUI	ITA	ARG	Played	Won	Lost	Tied	For	Against	
1	FRA		3 - 2	8 - 1	6 - 1	3	3	0	0	17	4	6
2	SUI	2 - 3		6 - 2	6 - 0	3	2	1	0	14	5	4
3	ITA	1 - 8	2 - 6		2 - 0	3	1	2	0	5	14	2
4	ARG	1 - 6	0 - 6	0 - 2		3	0	3	0	1	14	0

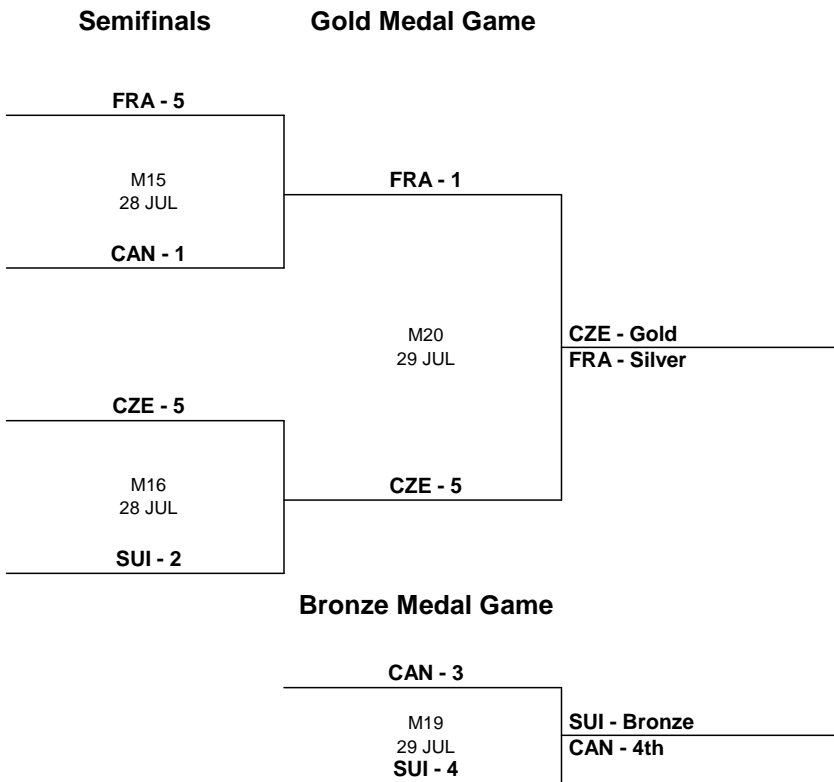
Final Rounds

Date	Start Time	Phase	Match No.	Teams	Result
FRI 28 JUL	14:00	Rank 5-8 Match	M13	USA - ARG	4 - 0
	16:00	Rank 5-8 Match	M14	ITA - POL	4 - 1
	18:00	Semifinals Match	M15	FRA - CAN	5 - 1
	20:00	Semifinals Match	M16	CZE - SUI	5 - 2
SAT 29 JUL	10:00	Rank 7/8 Match	M17	ARG - POL	5 - 1
	12:00	Rank 5/6 Match	M18	USA - ITA	6 - 4
	14:00	Bronze Medal Match	M19	CAN - SUI	3 - 4
	16:00	Gold Medal Match	M20	FRA - CZE	1 - 5



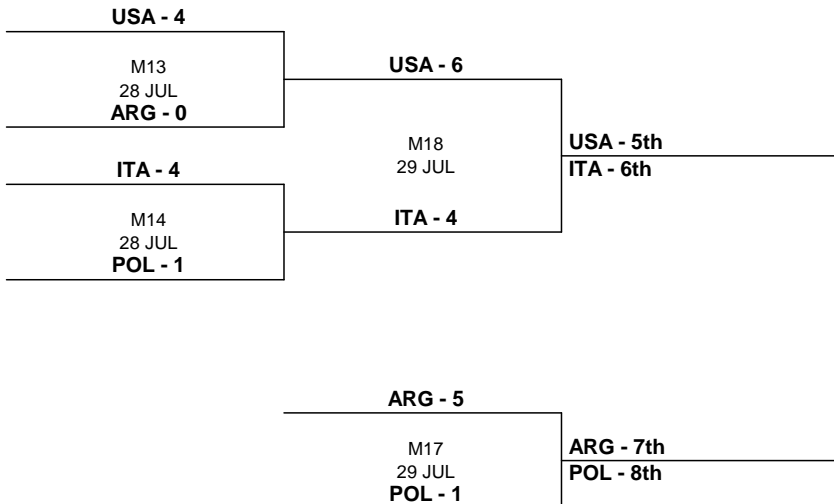
Tournament Summary

As of SAT 29 JUL 2017



Final Standings				
Medal	Rank	Team	GP	W/L
Gold	1	CZE	5	4 / 1
Silver	2	FRA	5	4 / 1
Bronze	3	SUI	5	3 / 2
	4	CAN	5	2 / 3
	5	USA	5	4 / 1
	6	ITA	5	2 / 3
	7	ARG	5	1 / 4
	8	POL	5	0 / 5

Classification 5th/8th Place





Medallists

GOLD	SILVER	BRONZE
CZE - Czech Republic CIK Jakub ZBORIL Mikulas STRYCEK Pavel BERNARD Jakub PRIBYL Adam LANGER Lukas SIMO Michal BRABEC Daniel SEBEK Patrik FIALA Martin MALY Robin RUBES Tomas LOSKOT Marek ROUPEC David	FRA - France BOUCHUT Baptiste GABILLET Karl TIJOU Benjamin CRIGNIER Renaud HORRUT Romain MOGNIAT-DUCLOS Johan LAPRESA Jeremy BELOT Clement de PREVAL Roman SALLEY Jerome LANGLOIS Maxime LADONNE Jean-François RAGE Antoine HAMON Lambert	SUI - Switzerland HÄFLIGER Ken MAIER Fabien WITTWER Pascal Olivier HÜRLIMANN Stefan SAVARY Jean COLLAUD Corentin STEINER Daniel BAHAR Alain DIETRICH Lukas TSCHANNEN Stefan KUMMER Dario LOOSLI Michael ZÜRCHER Quentin ZEHNDER Andreas



THE WORLD GAMES
WROCLAW 2017

SAT 29 JUL 2017
Start Time: 10:00



Game No: 17

Results

ARG 5 vs 1 POL

(2-1, 3-0)

Referees: MINTSOPOULOS N (CAN)
PETERS ST (USA)

ARG - Argentina

No.	Name	Pos	Goals	Ass.	Pts	PIM
4	GUZMÁN Cristian Ariel	F	0			
7	VADRA Facundo Jorge	D				
8	GALBAN Francisco	F	0			
11	DE GIACOMI Joaquin	F		1	1	
12	INSUA SHANLY Hernan	F	3	1	4	
14	IRISARRI Rodrigo	F	0			
20	ECHEVARRIA Sebastian	F	0	2	2	
23	GALBAN José	D				
24	PORTABELLA FAZIO Ignacio	D	1	1	2	
36	MARENGO Agustín	D	1		1	2
75	BUSTOS Sebastian	D	0			2
88	MARENGO Sebastian	F				
30	MARTIN SIRITO Manuel	GK				
31	FERNANDEZ Federico Matias	GK				
Totals			5	5	10	4
Head Coach		MERCERE Julio Cesar				

POL - Poland

No.	Name	Pos	Goals	Ass.	Pts	PIM
3	OWCZAREK Sebastian	FP	1		1	
4	STRUZ?YK Mateusz	FP	0			
5	PODSIEDLIK Mateusz	FP	0			
6	WROBEL Marek	FP				
7	WRÓBEL Adam	FP	0			2
8	DUDKIEWICZ Krzysztof	FP	0			
9	ZYLA Pawel	FP	0			
10	KWIECINSKI Filip Tymon	FP				
11	RESIAK Maciej Mirosław	FP				
12	WIECZOREK Artur	FP	0			
13	WANAT Dariusz	FP				
14	STEPIEN Bartłomiej Leszek	FP	0	1	1	
1	WITKOWSKI Tomasz	GK				
2	ELZBIECIAK Michał	GK				
Totals			1	1	2	2
Head Coach		WROBEL Bartomiej				

Goalkeepers	Saves	%	Played Time
30 MARTIN SIRITO Manuel			
31 FERNANDEZ Federico Matias	16 / 17	94.12	40:00
Totals	16 / 17	94.12	40:00

Goalkeepers	Saves	%	Played Time
1 WITKOWSKI Tomasz			
2 ELZBIECIAK Michał	11 / 16	68.75	37:42
Totals	11 / 16	68.75	40:00

Time	Action	ARG - Argentina	Score	POL - Poland
1st Half				
20:00	GK	31 FERNANDEZ F Goalkeeper		
20:00	GK			2 ELZBIECIAK M Goalkeeper
14:31	Goal	12 INSUA SHANLY H Ass.: 24 PORTABELLA FAZIO I	1 - 0	
13:38	Penalty	36 MARENGO A Minor (2min) - Hooking		
12:51	Goal		1 - 1	3 OWCZAREK S Ass.: 14 STEPIEN B
4:53	Goal	12 INSUA SHANLY H Ass.: 20 ECHEVARRIA S	2 - 1	
2nd Half				
20:00	GK	31 FERNANDEZ F Goalkeeper		
20:00	GK			2 ELZBIECIAK M Goalkeeper
20:00	GK			2 ELZBIECIAK M Goalkeeper
18:34	Goal	12 INSUA SHANLY H Ass.: 20 ECHEVARRIA S	3 - 1	
13:00	Goal	24 PORTABELLA FAZIO I Ass.: 12 INSUA SHANLY H	4 - 1	
10:14	PS	8 GALBAN F Penalty Shot missed		
9:19	Penalty	75 BUSTOS S Minor (2min) - Holding		
5:12	Penalty			7 WROBEL A Minor (2min) - Tripping
1:52	Goal	36 MARENGO A Ass.: 11 de GIACOMI J	5 - 1	

Legend:	(C)	Ass.	MP	No.	PIM	PS
	Captain	Assists	Matches Played	Number	Penalty in Minutes	Penalty Shot
	Pos	Pts	Points			

Timing and Results provided by TISSOT





THE WORLD GAMES
WROCLAW 2017

SAT 29 JUL 2017
Start Time: 12:00



Game No: 18

Results

USA 6 vs 4 ITA
(3-1, 3-3)

Referees: WIART EPP (FRA)
ROZLILEK J (CZE)

USA - United States Of America

No.	Name	Pos	Goals	Ass.	Pts	PIM
7	GONZALEZ Tristan	D	0			
8	CRIPPS Andrew	F	0	1	1	
10	KENDALL Christopher	F	1	1	2	
11	FAUGHT Jackson	D				
13	SARVAK Matthew		3	2	5	
21	MOSENSON Jonathan	D	1		1	
22	BRUCE Thomas William	D	0			2
26	ROUX Dustin	F				
71	GSELL Eugene	F				15
91	KROGMAN Jalen	D				
92	NOVAK Kyle	F	1		1	2
93	HAWKINS Brandon	F	0	1	1	2
33	MCCOLLUM Thomas	GK				
63	HARDIN Mitchell	GK				
Totals			6	5	11	21
Head Coach		PRIME Jeff				

ITA - Italy

No.	Name	Pos	Goals	Ass.	Pts	PIM
5	VENDRAME Tobia	D	1	1	2	
10	PISTELLATO Antonio	D	0	1	1	
11	CRIVELLARI Alessio	F	0			
14	MUNARI Nicola	D				
25	BELLINI Andrea	D	2		2	2
55	LIEVORE Fabio	F				
58	FRIGO Nicola	D				
59	LETTERA Alessio	F		2	2	4
77	USTIGNANI Andrea	F				
85	FERRARI Emanuele	F	0			2
88	SOMMADOSSI Denis	D	1		1	
91	TOMBOLATO Riccardo	F	0			
17	PERUZZI Marco	GK				
49	FACCHINETTI Daniele	GK				
Totals			4	4	8	8
Head Coach		RELA Christian				

Goalkeepers	Saves	%	Played Time
33 MCCOLLUM Thomas			
63 HARDIN Mitchell	25 / 29	86.21	40:00
Totals	25 / 29	86.21	40:00

Goalkeepers	Saves	%	Played Time
17 PERUZZI Marco	7 / 10	70.00	17:13
49 FACCHINETTI Daniele	13 / 16	81.25	20:00
Totals	20 / 26	76.92	40:00

Time	Action	USA - United States Of America		Score	ITA - Italy	
1st Half						
20:00	GK	63	HARDIN M	Goalkeeper		
20:00	GK				49	FACCHINETTI D
17:15	Penalty				59	LETTERA A
17:15	Penalty	71	GSELL E	Major (5min) - High Sticking		Minor (2min) - Hooking
17:15	Penalty	71	GSELL E	Game Misconduct (10min)		
12:50	Penalty				25	BELLINI A
12:03	Goal	13	SARVAK M	Ass.: 93 HAWKINS B	1 - 0	Minor (2min) - Tripping
10:41	Penalty				59	LETTERA A
8:59	Goal	92	NOVAK K	Ass.: 13 SARVAK M	2 - 0	Minor (2min) - Tripping
8:08	Goal				88	SOMMADOSSI D
4:03	Penalty	22	BRUCE TW	Minor (2min) - Cross-Checking		Ass.: 10 PISTELLATO A
1:39	Goal	21	MOSENSON J	Ass.:	3 - 1	
0:35	Penalty				85	FERRARI E
2nd Half						
20:00	GK				17	PERUZZI M
20:00	GK	63	HARDIN M	Goalkeeper		
19:41	Goal	13	SARVAK M	Ass.: 8 CRIPPS A	4 - 1	
18:09	Penalty	92	NOVAK K	Minor (2min) - Tripping		
16:08	Goal				4 - 2	25 BELLINI A
15:37	Goal				4 - 3	25 BELLINI A
8:44	Goal	13	SARVAK M	Ass.: 10 KENDALL C	5 - 3	Ass.: 59 LETTERA A
7:21	Goal	10	KENDALL C	Ass.: 13 SARVAK M	6 - 3	Ass.: 5 VENDRAME T
6:12	Goal				6 - 4	5 VENDRAME T
1:10	Penalty	93	HAWKINS B	Minor (2min) - Slashing		Ass.: 59 LETTERA A
1:10	GK				17	PERUZZI M

Legend:	(C) Captain	Ass. Assists	MP Matches Played	No. Number	PIM Penalty in Minutes	PS Penalty Shot
	Pos Playing Position	Pts Points				

Timing and Results provided by TISSOT





THE WORLD GAMES
WROCLAW 2017

SAT 29 JUL 2017
Start Time: 14:00



Game No: 19

Results

CAN 3 vs 4 SUI
(1-3, 2-1)

Referees: PFEFFER N (GER)
PETERS ST (USA)

CAN - Canada

No.	Name	Pos	Goals	Ass.	Pts	PIM
4	HENDESRON Kyle	D	0			
5	ISAACS James	D	0			
9	FRENCH Kirk	D	0			4
10	ALLAN Jay	D	0			4
11	EISON Derek	D	0			2
17	MATTHEWS Ryan	F	1		1	
20	HAMMOND Dave	F	1		1	
21	FURLONG Shaun	F	1	1	2	2
22	SONSTELIE Cole	F				
27	ESDALE Paul	D	0			
91	WOODS Thomas	F	0	1	1	4
95	MARTENS Tyler	F				
32	DEBA Jamie	GK				
72	LEGGAT Brett	GK		1	1	
Totals			3	3	6	16
Head Coach		FRANK Ben				

SUI - Switzerland

No.	Name	Pos	Goals	Ass.	Pts	PIM
8	HÄFLIGER Ken	D				
11	MAIER Fabien	D	0			2
12	WITTWER Pascal Olivier	F	1	1	2	2
13	HÜRLIMANN Stefan	D	0	1	1	
14	SAVARY Jean	F	0			
50	STEINER Daniel	F	2	2	4	15
53	BAHAR Alain	D	0			
64	DIETRICH Lukas	D				
71	TSCHANNEN Stefan	F	1		1	
73	KUMMER Dario	D				
91	LOOSLI Michael	F	0			4
97	ZEHNDER Andreas	F				
43	COLLAUD Corentin	GK				
93	ZÜRCHER Quentin	GK				
Totals			4	4	8	25
Head Coach		FRIEDLI Michael				

Goalkeepers	Saves	%	Played Time
32 DEBA Jamie			
72 LEGGAT Brett	19 / 23	82.61	38:18
Totals	19 / 23	82.61	40:00

Goalkeepers	Saves	%	Played Time
43 COLLAUD Corentin	19 / 22	86.36	40:00
93 ZÜRCHER Quentin			
Totals	19 / 22	86.36	40:00

Time	Action	CAN - Canada	Score	SUI - Switzerland
1st Half				
20:00	GK	72 LEGGAT B Goalkeeper		
20:00	GK			43 COLLAUD C Goalkeeper
19:20	Goal		0 - 1	50 STEINER D Ass.: 12 WITTWER PO
8:52	Penalty	10 ALLAN J Minor (2min) - Hooking		
7:02	Goal		0 - 2	50 STEINER D Ass.: 13 HÜRLIMANN S
3:23	Goal	17 MATTHEWS R Ass.: 21 FURLONG S	1 - 2	
1:56	Penalty	9 FRENCH K Minor (2min) - Interference		
0:23	Goal		1 - 3	71 TSCHANNEN S Ass.: 50 STEINER D
0:10	Penalty			91 LOOSLI M Minor (2min) - High Sticking
2nd Half				
20:00	GK	72 LEGGAT B Goalkeeper		
20:00	GK			43 COLLAUD C Goalkeeper
17:04	Penalty	10 ALLAN J Minor (2min) - Tripping		
16:15	Penalty			12 WITTWER PO Minor (2min) - Holding
12:56	Penalty	11 EISON D Minor (2min) - Tripping		
10:41	Goal		1 - 4	12 WITTWER PO Ass.: 50 STEINER D
10:09	Penalty	91 WOODS T Minor (2min) - Holding		
10:09	Penalty	91 WOODS T Minor (2min) - Hooking		
8:58	Penalty			91 LOOSLI M Minor (2min) - Roughing
8:58	Penalty	21 FURLONG S Minor (2min) - Roughing		
8:02	Penalty			50 STEINER D Major (5min) - High Sticking
8:02	Penalty			50 STEINER D Game Misconduct (10min)
7:05	Penalty	9 FRENCH K Minor (2min) - Hooking		
7:05	Penalty			11 MAIER F Minor (2min) - Misconduct
7:05	Penalty			Bench (2min) - Other Penalties
5:48	GK	72 LEGGAT B Goalkeeper		
5:48	Goal	21 FURLONG S Ass.: 91 WOODS T	2 - 4	
3:37	Goal	20 HAMMOND D Ass.: 72 LEGGAT B	3 - 4	

Legend:
(C) Captain Ass. Assists MP Matches Played No. Number PIM Penalty in Minutes PS Penalty Shot
Pos Playing Position Pts Points

Timing and Results provided by TISSOT





THE WORLD GAMES
WROCLAW 2017

SAT 29 JUL 2017
Start Time: 16:00



Game No: 20

Results

FRA 1 vs 5 CZE
(0-1, 1-4)

Referees: MINTSOPOULOS N (CAN)
ROSHCHYN NIKITIN A (ESP)

FRA - France

No.	Name	Pos	Goals	Ass.	Pts	PIM
4	BOUCHUT Baptiste	F	0			
5	GABILLET Karl	F	0			2
9	TIJOU Benjamin	D				
12	CRIGNIER Renaud	F	0			
17	HORRUT Romain	D				
19	MOGNIAT-DUCLOS Johan	F				2
24	LAPRESA Jeremy	F	0	1	1	
25	BELOT Clement	F				
70	LANGLOIS Maxime	D	1		1	
79	LADONNE Jean-François	D				
90	RAGE Antoine	D				
91	HAMON Lambert	D	0			2
39	de PREVAL Roman	GK				
43	SALLEY Jerome	GK				
Totals			1	1	2	6
Head Coach		SEGUY Bernard				

CZE - Czech Republic

No.	Name	Pos	Goals	Ass.	Pts	PIM
9	CIK Jakub	D	0			
12	ZBORIL Mikulas	D	0	1	1	
13	STRYCEK Pavel	D	0			
14	BERNARD Jakub	F	0			
17	PRIBYL Adam	F	0			
26	SIMO Michal	F	1	1	2	
42	SEBEK Patrik	D	2	1	3	
66	FIALA Martin	F	0			
69	MALY Robin	D	1		1	
73	RUBES Tomas	F	1	1	2	
78	LOSKOT Marek	F	0	1	1	
92	ROUPEC David	D				2
22	LANGER Lukas	GK				
41	BRABEC Daniel	GK				
Totals			5	5	10	2
Head Coach		TVRZNIK Martin				

Goalkeepers	Saves	%	Played Time
39 de PREVAL Roman			
43 SALLEY Jerome	21 / 26	80.77	40:00
Totals	21 / 26	80.77	40:00

Goalkeepers	Saves	%	Played Time
22 LANGER Lukas			
41 BRABEC Daniel	10 / 11	90.91	40:00
Totals	10 / 11	90.91	40:00

Time	Action	FRA - France	Score	CZE - Czech Republic
1st Half				
20:00	GK	43 SALLEY J Goalkeeper		
20:00	GK			41 BRABEC D Goalkeeper
19:24	Goal		0 - 1	42 SEBEK P Ass.: 78 LOSKOT M
2nd Half				
20:00	GK	43 SALLEY J Goalkeeper		
20:00	GK			41 BRABEC D Goalkeeper
18:46	Penalty	19 MOGNIAT-DUCLOS J Minor (2min) - Tripping		
13:04	Goal		0 - 2	73 RUBES T Ass.: 12 ZBORIL M
11:54	Goal		0 - 3	26 SIMO M Ass.: 42 SEBEK P
11:16	Penalty	91 HAMON L Minor (2min) - Slashing		
9:43	Goal		0 - 4	69 MALY R Ass.: 73 RUBES T
8:18	Penalty			92 ROUPEC D Minor (2min) - Holding the Stick
6:17	Goal	70 LANGLOIS M Ass.: 24 LAPRESA J	1 - 4	
3:39	Goal		1 - 5	42 SEBEK P Ass.: 26 SIMO M
3:00	Penalty	5 GABILLET K Minor (2min) - Slashing		

Legend:	(C)	Ass.	MP	No.	PIM	PS
Captain	Assists	Matches Played	Number	Penalty in Minutes	Penalty Shot	
Pos	Playing Position	Pts	Points			

Timing and Results provided by TISSOT





THE WORLD GAMES
WROCLAW 2017



Game No: 13

Results

USA 4 vs 0 ARG

(0-0, 4-0)

Referees: WIART EPP (FRA)
ROZLILEK J (CZE)

USA - United States Of America

No.	Name	Pos	Goals	Ass.	Pts	PIM
7	GONZALEZ Tristan	D	0			
8	CRIPPS Andrew	F	2		2	
10	KENDALL Christopher	F	0			
11	FAUGHT Jackson	D	0			
13	SARVAK Matthew		0	1	1	
21	MOSENSON Jonathan	D				
22	BRUCE Thomas William	D	0			2
26	ROUX Dustin	F	0			
71	GSELL Eugene	F	1		1	
91	KROGMAN Jalen	D	0	2	2	
92	NOVAK Kyle	F	0			
93	HAWKINS Brandon	F	1		1	4
33	MCCOLLUM Thomas	GK				
63	HARDIN Mitchell	GK				
Totals			4	3	7	6
Head Coach		PRIME Jeff				

ARG - Argentina

No.	Name	Pos	Goals	Ass.	Pts	PIM
4	GUZMÁN Cristian Ariel	F	0			2
7	VADRA Facundo Jorge	D	0			
8	GALBAN Francisco	F				
11	DE GIACOMI Joaquin	F	0			
12	INSUA SHANLY Hernan	F	0			
14	IRISARRI Rodrigo	F	0			2
20	ECHEVARRIA Sebastian	F	0			
23	GALBAN José	D				
24	PORTABELLA FAZIO Ignacio	D	0			4
36	MARENGO Agustín	D	0			
75	BUSTOS Sebastian	D	0			
88	MARENGO Sebastian	F				2
30	MARTIN SIRITO Manuel	GK				
31	FERNANDEZ Federico Matias	GK				
Totals			0			10
Head Coach		MERCERE Julio Cesar				

Goalkeepers	Saves	%	Played Time
33 MCCOLLUM Thomas			
63 HARDIN Mitchell	13 / 13	100.00	40:00
Totals	13 / 13	100.00	40:00

Goalkeepers	Saves	%	Played Time
30 MARTIN SIRITO Manuel			
31 FERNANDEZ Federico Matias	27 / 31	87.10	40:00
Totals	27 / 31	87.10	40:00

Time	Action	USA - United States Of America	Score	ARG - Argentina
1st Half				
20:00	GK	63 HARDIN M Goalkeeper		
20:00	GK			31 FERNANDEZ F Goalkeeper
3:19	Penalty	93 HAWKINS B Minor (2min) - Slashing		
0:46	Penalty			88 MARENGO S Minor (2min) - Hooking
2nd Half				
20:00	GK	63 HARDIN M Goalkeeper		
20:00	GK			31 FERNANDEZ F Goalkeeper
14:57	Penalty	22 BRUCE TW Minor (2min) - Cross-Checking		
14:57	Penalty			14 IRISARRI R Minor (2min) - Roughing
12:26	Penalty			4 GUZMAN CA Minor (2min) - Hooking
11:44	Goal	8 CRIPPS A Ass.: 91 KROGMAN J	1 - 0	
9:21	Goal	8 CRIPPS A Ass.:	2 - 0	
8:17	Penalty			24 PORTABELLA FAZIO I Minor (2min) - Interference
5:38	Penalty			24 PORTABELLA FAZIO I Minor (2min) - Tripping
4:13	Penalty	93 HAWKINS B Minor (2min) - Interference		
2:02	Goal	93 HAWKINS B Ass.: 91 KROGMAN J	3 - 0	
1:16	Goal	71 GSELL E Ass.: 13 SARVAK M	4 - 0	

Legend:	(C)	Ass.	MP	No.	PIM	PS	
Pos	Captain	Pts	Assists	Matches Played	Number	Penalty in Minutes	Penalty Shot





THE WORLD GAMES
WROCLAW 2017



Game No: 14

Results

ITA 4 vs 1 POL

(1-1, 3-0)

Referees: MINTSOPOULOS N (CAN)
ROSHCHYN NIKITIN A (ESP)

ITA - Italy

No.	Name	Pos	Goals	Ass.	Pts	PIM
5	VENDRAME Tobia	D	0	1	1	
10	PISTELLATO Antonio	D	0			
11	CRIVELLARI Alessio	F	1		1	
14	MUNARI Nicola	D	0			
25	BELLINI Andrea	D	0	2	2	
55	LIEVORE Fabio	F				
58	FRIGO Nicola	D	0			
59	LETTERA Alessio	F	2		2	
77	USTIGNANI Andrea	F				
85	FERRARI Emanuele	F	0			
88	SOMMADOSSI Denis	D	0			
91	TOMBOLATO Riccardo	F	1		1	
17	PERUZZI Marco	GK				
49	FACCHINETTI Daniele	GK				
Totals			4	3	7	2

Head Coach RELA Christian

POL - Poland

No.	Name	Pos	Goals	Ass.	Pts	PIM
3	OWCZAREK Sebastian	FP	0			2
4	STRUZYK Mateusz	FP	1		1	
5	PODSIEDLIK Mateusz	FP	0			
6	WROBEL Marek	FP	0			
7	WRÓBEL Adam	FP				2
8	DUDKIEWICZ Krzysztof	FP	0			
9	ZYLA Pawel	FP	0			
10	KWIECINSKI Filip Tymon	FP				
11	RESIAK Maciej Mirosław	FP	0			
12	WIECZOREK Artur	FP	0	1	1	
13	WANAT Dariusz	FP				
14	STEPIEN Bartłomiej Leszek	FP				
1	WITKOWSKI Tomasz	GK				
2	ELZBIECIAK Michał	GK				
Totals			1	1	2	4

Head Coach WROBEL Bartomiej

Goalkeepers	Saves	%	Played Time
17 PERUZZI Marco			
49 FACCHINETTI Daniele	12 / 13	92.31	40:00
Totals	12 / 13	92.31	40:00

Goalkeepers	Saves	%	Played Time
1 WITKOWSKI Tomasz	27 / 31	87.10	39:11
2 ELZBIECIAK Michał			
Totals	27 / 31	87.10	40:00

Time	Action	ITA - Italy	Score	POL - Poland
1st Half				
20:00	GK	49 FACCHINETTI D Goalkeeper		
20:00	GK			1 WITKOWSKI T Goalkeeper
12:07	Goal		0 - 1	4 STRUZYK M Ass.: 12 WIECZOREK A
10:23	Penalty			3 OWCZAREK S Minor (2min) - Hooking
9:55	Goal	59 LETTERA A Ass.: 25 BELLINI A	1 - 1	
8:36	Penalty	Minor (2min) - Other Penalties		
2nd Half				
20:00	GK	49 FACCHINETTI D Goalkeeper		
20:00	GK			1 WITKOWSKI T Goalkeeper
18:04	Penalty			7 WROBEL A Minor (2min) - Hooking
17:04	Goal	59 LETTERA A Ass.: 25 BELLINI A	2 - 1	
15:11	Goal	91 TOMBOLATO R Ass.: 5 VENDRAME T	3 - 1	
0:33	Goal	11 CRIVELLARI A Ass.:	4 - 1	
0:33	GK			1 WITKOWSKI T Goalkeeper

Legend:	(C) Captain	Ass. Assists	MP Matches Played	No. Number	PIM Penalty in Minutes	PS Penalty Shot
	Pos Playing Position	Pts Points				

Timing and Results provided by TISSOT



THE WORLD GAMES
WROCLAW 2017



Game No: 15

Results

FRA 5 vs 1 CAN

(1-0, 4-1)

Referees: PFEFFER N (GER)
PETERS ST (USA)

FRA - France

No.	Name	Pos	Goals	Ass.	Pts	PIM
4	BOUCHUT Baptiste	F	0			
5	GABILLET Karl	F	1		1	
9	TIJOU Benjamin	D				
12	CRIGNIER Renaud	F	1		1	
17	HORRUT Romain	D				
19	MOGNIAT-DUCLOS Johan	F	1		1	2
24	LAPRESA Jeremy	F	1	1	2	
25	BELOT Clement	F				
70	LANGLOIS Maxime	D	1		1	
79	LADONNE Jean-François	D		1	1	
90	RAGE Antoine	D	0			2
91	HAMON Lambert	D		1	1	
39	de PREVAL Roman	GK				
43	SALLEY Jerome	GK				
Totals			5	3	8	4
Head Coach		SEGUY Bernard				

CAN - Canada

No.	Name	Pos	Goals	Ass.	Pts	PIM
4	HENDESRON Kyle	D				
5	ISAACS James	D				
9	FRENCH Kirk	D	0			2
10	ALLAN Jay	D				
11	EISON Derek	D				
17	MATTHEWS Ryan	F				
20	HAMMOND Dave	F	0			
21	FURLONG Shaun	F	0			2
22	SONSTELIE Cole	F	0			
27	ESDALE Paul	D	0			
91	WOODS Thomas	F	1		1	4
95	MARTENS Tyler	F		1	1	
32	DEBA Jamie	GK				
72	LEGGAT Brett	GK				
Totals			1	1	2	8
Head Coach		FRANK Ben				

Goalkeepers	Saves	%	Played Time
39 de PREVAL Roman			
43 SALLEY Jerome	15 / 16	93.75	40:00
Totals	15 / 16	93.75	40:00

Goalkeepers	Saves	%	Played Time
32 DEBA Jamie			
72 LEGGAT Brett	13 / 18	72.22	36:45
Totals	13 / 18	72.22	40:00

Time	Action	FRA - France		Score	CAN - Canada	
1st Half						
20:00	GK	43 SALLEY J	Goalkeeper			
20:00	GK				72 LEGGAT B	Goalkeeper
5:09	Penalty				91 WOODS T	Minor (2min) - Hooking
4:47	Penalty	19 MOGNIAT-DUCLOS J	Minor (2min) - Cross-Checking			
4:04	Goal	5 GABILLET K	Ass.:	1 - 0		
2nd Half						
20:00	GK	43 SALLEY J	Goalkeeper			
20:00	GK				72 LEGGAT B	Goalkeeper
19:01	Penalty				91 WOODS T	Minor (2min) - High Sticking
18:29	Goal	70 LANGLOIS M	Ass.: 24 LAPRESA J	2 - 0		
17:50	Goal	19 MOGNIAT-DUCLOS J	Ass.: 91 HAMON L	3 - 0		
6:27	Goal			3 - 1	91 WOODS T	Ass.: 95 MARTENS T
6:27	GK				72 LEGGAT B	Goalkeeper
3:51	GK				72 LEGGAT B	Goalkeeper
2:38	Goal	24 LAPRESA J	Ass.: 79 LADONNE JF	4 - 1		
2:38	GK				72 LEGGAT B	Goalkeeper
2:23	Goal	12 CRIGNIER R	Ass.:	5 - 1		
2:23	GK				72 LEGGAT B	Goalkeeper
0:01	Penalty	90 RAGE A	Minor (2min) - Roughing			
0:01	Penalty				21 FURLONG S	Minor (2min) - Roughing
0:01	Penalty				9 FRENCH K	Minor (2min) - Roughing

Legend:	(C)	Ass.	MP	No.	PIM	PS
	Captain	Assists	Matches Played	Number	Penalty in Minutes	Penalty Shot
	Pos	Playing Position	Pts	Points		

Timing and Results provided by TISSOT





THE WORLD GAMES
WROCLAW 2017



Game No: 16

Results

CZE 5 vs 2 SUI (3-1, 2-1)

Referees: MINTSOPOULOS N (CAN)
ROSHCHYN NIKITIN A (ESP)

CZE - Czech Republic

No.	Name	Pos	Goals	Ass.	Pts	PIM
9	CIK Jakub	D	2		2	
12	ZBORIL Mikulas	D	0			
13	STRYCEK Pavel	D		1	1	
14	BERNARD Jakub	F	0			
17	PRIBYL Adam	F	0			
26	SIMO Michal	F	2		2	
42	SEBEK Patrik	D	0	3	3	
66	FIALA Martin	F	0			
69	MALY Robin	D				16
73	RUBES Tomas	F	0			
78	LOSKOT Marek	F	1		1	
92	ROUPEC David	D				2
22	LANGER Lukas	GK				
41	BRABEC Daniel	GK				
Totals			5	4	9	18

Head Coach TVRZNIK Martin

SUI - Switzerland

No.	Name	Pos	Goals	Ass.	Pts	PIM
8	HÄFLIGER Ken	D	0			
11	MAIER Fabien	D	1		1	
12	WITTWER Pascal Olivier	F	0			
13	HÜRLIMANN Stefan	D				
14	SAVARY Jean	F				
53	BAHAR Alain	D				2
64	DIETRICH Lukas	D				
71	TSCHANNEN Stefan	F	1		1	
73	KUMMER Dario	D	0	1	1	2
87	STEINER Daniel	F	0	1	1	
91	LOOSLI Michael	F	0			
97	ZEHNDER Andreas	F				
43	COLLAUD Corentin	GK				
93	ZÜRCHER Quentin	GK				
Totals			2	2	4	4

Head Coach FRIEDLI Michael

Goalkeepers	Saves	%	Played Time
22 LANGER Lukas			
41 BRABEC Daniel	13 / 15	86.67	40:00
Totals	13 / 15	86.67	40:00

Goalkeepers	Saves	%	Played Time
43 COLLAUD Corentin	15 / 20	75.00	39:27
93 ZÜRCHER Quentin			
Totals	15 / 20	75.00	40:00

Time	Action	CZE - Czech Republic	Score	SUI - Switzerland
1st Half				
20:00	GK	41 BRABEC D Goalkeeper		
20:00	GK			43 COLLAUD C Goalkeeper
10:24	Penalty	92 ROUPEC D Minor (2min) - Interference		
10:02	Goal		0 - 1	71 TSCHANNEN S Ass.: 87 STEINER D
6:58	Goal	9 CIK J Ass.:	1 - 1	
5:24	Penalty			53 BAHAR A Minor (2min) - Hooking
4:20	Goal	78 LOSKOT M Ass.: 42 SEBEK P	2 - 1	
2:22	Goal	26 SIMO M Ass.: 42 SEBEK P	3 - 1	
1:56	Penalty	69 MALY R Minor (2min) - Holding		
2nd Half				
20:00	GK	41 BRABEC D Goalkeeper		
20:00	GK			43 COLLAUD C Goalkeeper
14:41	Penalty	69 MALY R Minor (2min) - Holding		
9:29	Penalty	69 MALY R Minor (2min) - Cross-Checking		
9:29	Penalty	69 MALY R Misconduct (10min)		
7:33	Goal		3 - 2	11 MAIER F Ass.: 73 KUMMER D
6:30	Penalty			73 KUMMER D Minor (2min) - Hooking
1:55	Goal	9 CIK J Ass.: 42 SEBEK P	4 - 2	
0:59	Goal	26 SIMO M Ass.: 13 STRYCEK P	5 - 2	
0:59	GK			43 COLLAUD C Goalkeeper

Legend:
(C) Captain Ass. Assists MP Matches Played No. Number PIM Penalty in Minutes PS Penalty Shot
Pos Playing Position Pts Points

Timing and Results provided by TISSOT



THE WORLD GAMES
WROCLAW 2017

TUE 25 JUL 2017
Start Time: 14:00



Game No: 1

Results

FRA 3 vs 2 SUI
(0-1, 3-1)

Referees: PETERS ST (USA)
PFEFFER N (GER)

FRA - France

No.	Name	Pos	Goals	Ass.	Pts	PIM
4	BOUCHUT Baptiste	F	0			
5	GABILLET Karl	F	0	1	1	
9	TIJOU Benjamin	D	1		1	
12	CRIGNIER Renaud	F	0			
17	HORRUT Romain	D	0			
19	MOGNIAT-DUCLOS Johan	F		1	1	
24	LAPRESA Jeremy	F	1		1	2
25	BELOT Clement	F				
70	LANGLOIS Maxime	D	1		1	
79	LADONNE Jean-François	D	0	1	1	
90	RAGE Antoine	D	0			
91	HAMON Lambert	D	0			
39	de PREVAL Roman	GK				
43	SALLEY Jerome	GK				
Totals			3	3	6	2

Head Coach SEGUY Bernard

SUI - Switzerland

No.	Name	Pos	Goals	Ass.	Pts	PIM
8	HÄFLIGER Ken	D	1		1	
11	MAIER Fabien	D	0			
12	WITTWER Pascal Olivier	F	0	1	1	
13	HÜRLIMANN Stefan	D				2
14	SAVARY Jean	F				
50	STEINER Daniel	F	0			
53	BAHAR Alain	D	0			
64	DIETRICH Lukas	D				
71	TSCHANNEN Stefan	F	0	1	1	
73	KUMMER Dario	D	1		1	
91	LOOSLI Michael	F				
97	ZEHNDER Andreas	F	0			
43	COLLAUD Corentin	GK				
93	ZÜRCHER Quentin	GK				
Totals			2	2	4	2

Head Coach FRIEDLI Michael

Goalkeepers	Saves	%	Played Time
39 de PREVAL Roman			
43 SALLEY Jerome	18 / 20	90.00	40:00
Totals	18 / 20	90.00	40:00

Goalkeepers	Saves	%	Played Time
43 COLLAUD Corentin	22 / 25	88.00	39:14
93 ZÜRCHER Quentin			
Totals	22 / 25	88.00	39:14

Time	Action	FRA - France	Score	SUI - Switzerland
1st Half				
20:00	GK			43 COLLAUD C Goalkeeper
20:00	GK	43 SALLEY J Goalkeeper		
12:09	Goal		0 - 1	73 KUMMER D Ass.: 71 TSCHANNEN S
12:09	Penalty	24 LAPRESA J Minor (2min) - Hooking		
0:57	Penalty			13 HÜRLIMANN S Minor (2min) - Holding the Stick
2nd Half				
20:00	GK	43 SALLEY J Goalkeeper		
20:00	GK			43 COLLAUD C Goalkeeper
18:13	Goal	9 TIJOU B Ass.: 5 GABILLET K	1 - 1	
7:48	Goal	24 LAPRESA J Ass.: 19 MOGNIAT-DUCLOS J	2 - 1	
5:18	Goal		2 - 2	8 HÄFLIGER K Ass.: 12 WITTWER PO
1:40	Goal	70 LANGLOIS M Ass.: 79 LADONNE JF	3 - 2	

Legend:	(C)	Ass.	MP	No.	PIM	PS
	Captain	Assists	Matches Played	Number	Penalty in Minutes	Penalty Shot
	Pos	Pts	Points			

Timing and Results provided by TISSOT





THE WORLD GAMES
WROCLAW 2017

TUE 25 JUL 2017
Start Time: 18:00



Game No: 3

Results

ITA 2 vs 0 ARG
(0-0, 2-0)

Referees: PETERS ST (USA)
ROZLILEK J (CZE)

ITA - Italy

No.	Name	Pos	Goals	Ass.	Pts	PIM
5	VENDRAME Tobia	D	1		1	
11	CRIVELLARI Alessio	F	0			
14	MUNARI Nicola	D				
25	BELLINI Andrea	D	0	1	1	
55	LIEVORE Fabio	F	0			
58	FRIGO Nicola	D	1		1	
59	LETTERA Alessio	F	0			
77	USTIGNANI Andrea	F	0			
85	FERRARI Emanuele	F	0			
88	SOMADOSSI Denis	D	0	1	1	
91	TOMBOLATO Riccardo	F	0			
8	PISTELLATO Antonio	D				
17	PERUZZI Marco	GK				
Totals			2	2	4	
Head Coach		RELA Christian				

ARG - Argentina

No.	Name	Pos	Goals	Ass.	Pts	PIM
4	GUZMÁN Cristian Ariel	F	0			2
7	VADRA Facundo Jorge	D	0			
8	GALBAN Francisco	F				
11	DE GIACOMI Joaquin	F				
12	INSUA SHANLY Hernan	F	0			
14	IRISARRI Rodrigo	F	0			
20	ECHEVARRIA Sebastian	F	0			
23	GALBAN José	D				
24	PORTABELLA FAZIO Ignacio	D	0			
36	MARENGO Agustín	D				
75	BUSTOS Sebastian	D	0			2
88	MARENGO Sebastian	F	0			
30	MARTIN SIRITO Manuel	GK				
31	FERNANDEZ Federico Matias	GK				
Totals			0			4
Head Coach		MERCERE Julio Cesar				

Goalkeepers	Saves	%	Played Time
8 PISTELLATO Antonio			
17 PERUZZI Marco	19 / 19	100.00	40:00
Totals	19 / 19	100.00	40:00

Goalkeepers	Saves	%	Played Time
30 MARTIN SIRITO Manuel			
31 FERNANDEZ Federico Matias	14 / 16	87.50	40:00
Totals	14 / 16	87.50	40:00

Time	Action	ITA - Italy	Score	ARG - Argentina
1st Half				
20:00	GK	3 Goalkeeper		
20:00	GK	17 PERUZZI M Goalkeeper		
20:00	GK			31 FERNANDEZ F Goalkeeper
2:54	Penalty			75 BUSTOS S Minor (2min) - Tripping
2nd Half				
20:00	GK	17 PERUZZI M Goalkeeper		
20:00	GK			31 FERNANDEZ F Goalkeeper
16:17	Goal	58 FRIGO N Ass.: 88 SOMADOSSI D	1 - 0	
5:04	Goal	5 VENDRAME T Ass.: 25 BELLINI A	2 - 0	
2:19	Penalty			4 GUZMAN CA Minor (2min) - Cross-Checking

Legend:	(C)	Ass.	MP	No.	PIM	PS
	Captain	Assists	Matches Played	Number	Penalty in Minutes	Penalty Shot
	Pos	Playing Position	Pts	Points		

Timing and Results provided by **TISSOT**



THE WORLD GAMES
WROCLAW 2017



Game No: 6

Results

ARG 1 vs 6 FRA
(0-2, 1-4)

Referees: PETERS ST (USA)
ROZLILEK J (CZE)

ARG - Argentina

No.	Name	Pos	Goals	Ass.	Pts	PIM
4	GUZMÁN Cristian Ariel	F				
7	VADRA Facundo Jorge	D				4
8	GALBAN Francisco	F				
11	DE GIACOMI Joaquin	F		1	1	
12	INSUA SHANLY Hernan	F				
14	IRISARRI Rodrigo	F				
20	ECHEVARRIA Sebastian	F				
23	GALBAN José	D				
24	PORTABELLA FAZIO Ignacio	D	1		1	
36	MARENGO Agustín	D				
75	BUSTOS Sebastian	D				2
88	MARENGO Sebastian	F				
30	MARTIN SIRITO Manuel	GK				
31	FERNANDEZ Federico Matias	GK				
Totals			1	1	2	6
Head Coach		MERCERE Julio Cesar				

FRA - France

No.	Name	Pos	Goals	Ass.	Pts	PIM
4	BOUCHUT Baptiste	F	1	1	2	
5	GABILLET Karl	F	0	2	2	
9	TIJOU Benjamin	D	0			
12	CRIGNIER Renaud	F	1		1	
17	HORRUT Romain	D	0			2
19	MOGNIAT-DUCLOS Johan	F	0	2	2	
24	LAPRESA Jeremy	F	2		2	
25	BELOT Clement	F	1		1	
70	LANGLOIS Maxime	D	0			
79	LADONNE Jean-François	D	0	1	1	
90	RAGE Antoine	D	1		1	
91	HAMON Lambert	D	0			
39	de PREVAL Roman	GK				
43	SALLEY Jerome	GK				
Totals			6	6	12	2
Head Coach		SEGUY Bernard				

Goalkeepers	Saves	%	Played Time
30 MARTIN SIRITO Manuel			
31 FERNANDEZ Federico Matias	21 / 27	77.78	40:00
Totals	21 / 27	77.78	40:00

Goalkeepers	Saves	%	Played Time
39 de PREVAL Roman	1 / 2	50.00	40:00
43 SALLEY Jerome			
Totals	1 / 2	50.00	40:00

Time	Action	ARG - Argentina	Score	FRA - France
1st Half				
20:00	GK	31 FERNANDEZ F Goalkeeper		
20:00	GK			39 de PREVAL R Goalkeeper
17:11	Goal		0 - 1	90 RAGE A Ass.: 5 GABILLET K
6:13	Penalty	75 BUSTOS S Minor (2min) - Hooking		
1:30	Goal		0 - 2	24 LAPRESA J Ass.: 19 MOGNIAT-DUCLOS J
2nd Half				
20:00	GK			39 de PREVAL R Goalkeeper
20:00	GK	31 FERNANDEZ F Goalkeeper		
18:16	Goal		0 - 3	12 CRIGNIER R Ass.: 5 GABILLET K
17:57	Goal		0 - 4	24 LAPRESA J Ass.: 19 MOGNIAT-DUCLOS J
15:55	Penalty	7 VADRA FJ Minor (2min) - Interference		
12:01	Penalty	7 VADRA FJ Minor (2min) - Interference		
9:59	Penalty			17 HORRUT R Minor (2min) - Interference
9:31	Goal		0 - 5	4 BOUCHUT B Ass.: 79 LADONNE JF
1:12	Goal		0 - 6	25 BELOT C Ass.: 4 BOUCHUT B
0:25	Goal	24 PORTABELLA FAZIO I Ass.: 11 de GIACOMI J	1 - 6	

Legend:	(C)	Ass.	MP	No.	PIM	PS
	Captain	Assists	Matches Played	Number	Penalty in Minutes	Penalty Shot
	Pos	Pts	Points			

Timing and Results provided by TISSOT





THE WORLD GAMES
WROCLAW 2017



Game No: 7

Results

SUI 6 vs 2 ITA (3-1, 3-1)

Referees: ROSHCHYN NIKITIN A (ESP)
PFEFFER N (GER)

SUI - Switzerland

No.	Name	Pos	Goals	Ass.	Pts	PIM
8	HÄFLIGER Ken	D				
11	MAIER Fabien	D	1		1	2
12	WITTMER Pascal Olivier	F	1		1	
13	HÜRLIMANN Stefan	D	2		2	2
14	SAVARY Jean	F	1		1	
50	STEINER Daniel	F		1	1	4
53	BAHAR Alain	D				2
64	DIETRICH Lukas	D		1	1	
71	TSCHANNEN Stefan	F	1	3	4	
73	KUMMER Dario	D				
91	LOOSLI Michael	F	0	1	1	
97	ZEHNDER Andreas	F				
43	COLLAUD Corentin	GK				
93	ZÜRCHER Quentin	GK				
Totals			6	6	12	10
Head Coach		FRIEDLI Michael				

ITA - Italy

No.	Name	Pos	Goals	Ass.	Pts	PIM
5	VENDRAME Tobia	D	0	2	2	
10	PISTELLATO Antonio	D	0			
11	CRIVELLARI Alessio	F	0			
14	MUNARI Nicola	D				2
25	BELLINI Andrea	D	1		1	
55	LIEVORE Fabio	F				
58	FRIGO Nicola	D				2
59	LETTERA Alessio	F	0			
77	USTIGNANI Andrea	F				
85	FERRARI Emanuele	F	1		1	
88	SOMADOSSI Denis	D	0			2
91	TOMBOLATO Riccardo	F				2
17	PERUZZI Marco	GK				2
49	FACCHINETTI Daniele	GK				
Totals			2	2	4	10
Head Coach		RELA Christian				

Goalkeepers	Saves	%	Played Time
43 COLLAUD Corentin			
93 ZÜRCHER Quentin	13 / 15	86.67	40:00
Totals	13 / 15	86.67	40:00

Goalkeepers	Saves	%	Played Time
17 PERUZZI Marco	7 / 10	70.00	20:00
49 FACCHINETTI Daniele	7 / 10	70.00	20:00
Totals	14 / 20	70.00	40:00

Time	Action	SUI - Switzerland	Score	ITA - Italy
1st Half				
20:00	GK	93 ZÜRCHER Q Goalkeeper		
20:00	GK			17 PERUZZI M Goalkeeper
19:15	Penalty	11 MAIER F Minor (2min) - Tripping		
18:24	Goal		0 - 1	25 BELLINI A Ass.: 5 VENDRAME T
16:03	Goal	13 HÜRLIMANN S Ass.: 71 TSCHANNEN S	1 - 1	
15:37	Penalty			14 MUNARI N Minor (2min) - Tripping
15:25	Penalty	13 HÜRLIMANN S Minor (2min) - Interference		
7:38	Goal	11 MAIER F Ass.: 71 TSCHANNEN S	2 - 1	
3:41	Penalty			17 PERUZZI M Minor (2min) - Tripping
2:52	Goal	13 HÜRLIMANN S Ass.: 71 TSCHANNEN S	3 - 1	
2nd Half				
20:00	GK	93 ZÜRCHER Q Goalkeeper		
20:00	GK			49 FACCHINETTI D Goalkeeper
19:39	Goal	71 TSCHANNEN S Ass.: 91 LOOSLI M	4 - 1	
19:18	Goal	12 WITTMER PO Ass.: 50 STEINER D	5 - 1	
9:34	Penalty			58 FRIGO N Minor (2min) - Slashing
9:03	Penalty	50 STEINER D Minor (2min) - Charging		
5:51	Penalty	50 STEINER D Minor (2min) - Hooking		
4:40	Goal		5 - 2	85 FERRARI E Ass.: 5 VENDRAME T
4:05	Penalty	53 BAHAR A Minor (2min) - Roughing		
4:05	Penalty			91 TOMBOLATO R Minor (2min) - Roughing
2:05	Goal	14 SAVARY J Ass.: 64 DIETRICH L	6 - 2	
1:08	Penalty			88 SOMADOSSI D Minor (2min) - Holding

Legend:	(C)	Ass.	MP	No.	PIM	PS
	Captain	Assists	Matches Played	Number	Penalty in Minutes	Penalty Shot
	Pos	Playing Position	Pts	Points		

Timing and Results provided by **TISSOT**



THE WORLD GAMES
WROCLAW 2017

THU 27 JUL 2017
Start Time: 12:00



Game No: 9

Results

SUI 6 vs 0 ARG
(5-0, 1-0)

Referees: MINTSOPOULOS N (CAN)
ROZLILEK J (CZE)

SUI - Switzerland

No.	Name	Pos	Goals	Ass.	Pts	PIM
8	HÄFLIGER Ken	D				
11	MAIER Fabien	D		2	2	2
12	WITTWER Pascal Olivier	F	1	1	2	
13	HÜRLIMANN Stefan	D	2		2	
14	SAVARY Jean	F				
50	STEINER Daniel	F	1	1	2	
53	BAHAR Alain	D				
64	DIETRICH Lukas	D	0			
71	TSCHANNEN Stefan	F	1	2	3	
73	KUMMER Dario	D				
91	LOOSLI Michael	F	1		1	2
97	ZEHNDER Andreas	F				2
43	COLLAUD Corentin	GK				
93	ZÜRCHER Quentin	GK				
Totals			6	6	12	6
Head Coach		FRIEDLI Michael				

ARG - Argentina

No.	Name	Pos	Goals	Ass.	Pts	PIM
4	GUZMÁN Cristian Ariel	F				
7	VADRA Facundo Jorge	D	0			
8	GALBAN Francisco	F				
11	DE GIACOMI Joaquin	F	0			
12	INSUA SHANLY Hernan	F	0			
14	IRISARRI Rodrigo	F	0			
20	ECHEVARRIA Sebastian	F	0			4
23	GALBAN José	D				
24	PORTABELLA FAZIO Ignacio	D				2
36	MARENGO Agustín	D	0			
75	BUSTOS Sebastian	D	0			2
88	MARENGO Sebastian	F				
30	MARTIN SIRITO Manuel	GK				
31	FERNANDEZ Federico Matias	GK				
Totals			0			8
Head Coach		MERCERE Julio Cesar				

Goalkeepers	Saves	%	Played Time
43 COLLAUD Corentin	10 / 10	100.00	40:00
93 ZÜRCHER Quentin			
Totals	10 / 10	100.00	40:00

Goalkeepers	Saves	%	Played Time
30 MARTIN SIRITO Manuel			
31 FERNANDEZ Federico Matias	12 / 18	66.67	40:00
Totals	12 / 18	66.67	40:00

Time	Action	SUI - Switzerland	Score	ARG - Argentina
1st Half				
20:00	GK	43 COLLAUD C Goalkeeper		
20:00	GK			31 FERNANDEZ F Goalkeeper
17:59	Penalty	97 ZEHNDER A Minor (2min) - Interference		
16:38	Goal	71 TSCHANNEN S Ass.: 11 MAIER F	1 - 0	
15:49	Penalty			20 ECHEVARRIA S Minor (2min) - Hooking
13:45	Goal	12 WITTWER PO Ass.: 71 TSCHANNEN S	2 - 0	
11:36	Goal	13 HÜRLIMANN S Ass.: 71 TSCHANNEN S	3 - 0	
5:45	Penalty			20 ECHEVARRIA S Minor (2min) - Holding
4:45	Goal	91 LOOSLI M Ass.: 11 MAIER F	4 - 0	
0:00	Goal	13 HÜRLIMANN S Ass.: 50 STEINER D	5 - 0	
2nd Half				
20:00	GK	43 COLLAUD C Goalkeeper		
20:00	GK			31 FERNANDEZ F Goalkeeper
18:10	Penalty	11 MAIER F Minor (2min) - Holding		
14:55	Penalty	91 LOOSLI M Minor (2min) - Tripping		
6:41	Goal	50 STEINER D Ass.: 12 WITTWER PO	6 - 0	
3:21	Penalty			24 PORTABELLA FAZIO I Minor (2min) - Hooking
2:56	Penalty			75 BUSTOS S Minor (2min) - Interference

Legend:	(C) Captain	Ass. Assists	MP Matches Played	No. Number	PIM Penalty in Minutes	PS Penalty Shot
	Pos Playing Position	Pts Points				

Timing and Results provided by TISSOT





THE WORLD GAMES
WROCLAW 2017

THU 27 JUL 2017
Start Time: 16:00



Game No: 11

Results

ITA 1 vs 8 FRA
(1-4, 0-4)

Referees: MINTSOPOULOS N (CAN)
ROSHCHYN NIKITIN A (ESP)

ITA - Italy

No.	Name	Pos	Goals	Ass.	Pts	PIM
5	VENDRAME Tobia	D	0	1	1	2
10	PISTELLATO Antonio	D	0			
11	CRIVELLARI Alessio	F				
14	MUNARI Nicola	D	0			
25	BELLINI Andrea	D	0			
55	LIEVORE Fabio	F				
58	FRIGO Nicola	D	0			2
59	LETTERA Alessio	F	1		1	2
77	USTIGNANI Andrea	F				
85	FERRARI Emanuele	F	0			
88	SOMMADOSSI Denis	D				
91	TOMBOLATO Riccardo	F				
17	PERUZZI Marco	GK				
49	FACCHINETTI Daniele	GK				
Totals			1	1	2	6
Head Coach		RELA Christian				

FRA - France

No.	Name	Pos	Goals	Ass.	Pts	PIM
4	BOUCHUT Baptiste	F	0			
5	GABILLET Karl	F	1	1	2	
9	TIJOU Benjamin	D	0			
12	CRIGNIER Renaud	F	0	2	2	
17	HORRUT Romain	D	2	1	3	
19	MOGNIAT-DUCLOS Johan	F	1	1	2	4
24	LAPRESA Jeremy	F	0			
25	BELOT Clement	F	2		2	
70	LANGLOIS Maxime	D	1	2	3	2
79	LADONNE Jean-François	D				
90	RAGE Antoine	D	1		1	
91	HAMON Lambert	D				
39	de PREVAL Roman	GK				
43	SALLEY Jerome	GK				
Totals			8	7	15	6
Head Coach		SEGUY Bernard				

Goalkeepers	Saves	%	Played Time
17 PERUZZI Marco	7 / 11	63.64	25:10
49 FACCHINETTI Daniele	12 / 16	75.00	14:50
Totals	19 / 27	70.37	40:00

Goalkeepers	Saves	%	Played Time
39 de PREVAL Roman	6 / 6	100.00	20:00
43 SALLEY Jerome	4 / 5	80.00	20:00
Totals	10 / 11	90.91	40:00

Time	Action	ITA - Italy	Score	FRA - France
1st Half				
20:00	GK	49 FACCHINETTI D Goalkeeper		
20:00	GK			43 SALLEY J Goalkeeper
18:55	Goal		0 - 1	5 GABILLET K Ass.: 12 CRIGNIER R
17:13	Goal		0 - 2	70 LANGLOIS M Ass.: 17 HORRUT R
12:54	Goal		0 - 3	90 RAGE A Ass.: 5 GABILLET K
12:36	Penalty			19 MOGNIAT-DUCLOS J Minor (2min) - Interference
5:10	Goal		0 - 4	17 HORRUT R Ass.:
5:10	GK	17 PERUZZI M Goalkeeper		
4:10	Goal	59 LETTERA A Ass.: 5 VENDRAME T	1 - 4	
2:22	Penalty			70 LANGLOIS M Minor (2min) - Hooking
2:06	Penalty	5 VENDRAME T Minor (2min) - Interference		
2nd Half				
20:00	GK	17 PERUZZI M Goalkeeper		
20:00	GK			39 de PREVAL R Goalkeeper
15:23	Penalty	58 FRIGO N Minor (2min) - Tripping		
13:31	Goal		1 - 5	25 BELOT C Ass.: 70 LANGLOIS M
11:48	Penalty	59 LETTERA A Minor (2min) - Tripping		
11:27	Goal		1 - 6	25 BELOT C Ass.: 70 LANGLOIS M
8:22	Penalty			19 MOGNIAT-DUCLOS J Minor (2min) - Tripping
3:05	Goal		1 - 7	17 HORRUT R Ass.: 19 MOGNIAT-DUCLOS J
1:42	Goal		1 - 8	19 MOGNIAT-DUCLOS J Ass.: 12 CRIGNIER R

Legend:	(C)	Ass.	MP	No.	PIM	PS
	Captain	Assists	Matches Played	Number	Penalty in Minutes	Penalty Shot
	Pos	Assists				
	Playing Position	Pts				

Timing and Results provided by TISSOT



THE WORLD GAMES
WROCLAW 2017

TUE 25 JUL 2017
Start Time: 16:00



Game No: 2

Results

USA 1 vs 7 CAN

(0-4, 1-3)

Referees: ROSHCHYN NIKITIN A (ESP)
WIART EPP (FRA)

USA - United States Of America

No.	Name	Pos	Goals	Ass.	Pts	PIM
7	GONZALEZ Tristan	D	0			
8	CRIPPS Andrew	F	0			
10	KENDALL Christopher	F	0			
11	FAUGHT Jackson	D	0			
13	SARVAK Matthew		0			
21	MOSENSON Jonathan	D	0		2	
22	BRUCE Thomas William	D	0		4	
26	ROUX Dustin	F	0			
71	GSELL Eugene	F				
91	KROGMAN Jalen	D				
92	NOVAK Kyle	F	1		1	
93	HAWKINS Brandon	F	0			
33	MCCOLLUM Thomas	GK				
63	HARDIN Mitchell	GK				
Totals			1		1	6
Head Coach		PRIME Jeff				

CAN - Canada

No.	Name	Pos	Goals	Ass.	Pts	PIM
4	HENDESRON Kyle	D				2
5	ISAACS James	D	0			2
9	FRENCH Kirk	D	0	2	2	
10	ALLAN Jay	D				
11	EISON Derek	D	1		1	
17	MATTHEWS Ryan	F	0	2	2	
20	HAMMOND Dave	F	1	1	2	2
21	FURLONG Shaun	F	1		1	
22	SONSTELIE Cole	F	1		1	
27	ESDALE Paul	D	0			
91	WOODS Thomas	F	1	1	2	
95	MARTENS Tyler	F	2	1	3	
32	DEBA Jamie	GK				
72	LEGGAT Brett	GK				
Totals			7	7	14	6
Head Coach		FRANK Ben				

Goalkeepers	Saves	%	Played Time
33 MCCOLLUM Thomas	10 / 14	71.43	20:00
63 HARDIN Mitchell	8 / 11	72.73	20:00
Totals	18 / 25	72.00	40:00

Goalkeepers	Saves	%	Played Time
32 DEBA Jamie			
72 LEGGAT Brett	20 / 21	95.24	40:00
Totals	20 / 21	95.24	40:00

Time	Action	USA - United States Of America	Score	CAN - Canada
1st Half				
20:00	GK			72 LEGGAT B Goalkeeper
20:00	GK	33 McCOLLUM T Goalkeeper		
19:52	Goal		0 - 1	22 SONSTELIE C Ass.: 95 MARTENS T
16:42	Goal		0 - 2	95 MARTENS T Ass.: 9 FRENCH K
9:24	Goal		0 - 3	20 HAMMOND D Ass.: 91 WOODS T
5:41	Penalty			4 HENDESRON K Minor (2min) - Other Penalties
5:41	Penalty	21 MOSENSON J Minor (2min) - Other Penalties		
5:12	Penalty	22 BRUCE TW Minor (2min) - Holding		
2:54	Goal		0 - 4	11 EISON D Ass.: 9 FRENCH K
2nd Half				
20:00	GK	63 HARDIN M Goalkeeper		
20:00	GK			72 LEGGAT B Goalkeeper
13:50	Penalty	22 BRUCE TW Minor (2min) - Hooking		
11:56	Goal		0 - 5	95 MARTENS T Ass.: 17 MATTHEWS R
8:39	Goal		0 - 6	21 FURLONG S Ass.: 17 MATTHEWS R
7:43	Goal	92 NOVAK K Ass.:	1 - 6	
6:42	Goal		1 - 7	91 WOODS T Ass.: 20 HAMMOND D
3:24	Penalty			5 ISAACS J Minor (2min) - Charging
0:24	Penalty			20 HAMMOND D Minor (2min) - Hooking

Legend:	(C) Captain	Ass. Assists	MP Matches Played	No. Number	PIM Penalty in Minutes	PS Penalty Shot
	Pos Playing Position	Pts Points				

Timing and Results provided by TISSOT





THE WORLD GAMES
WROCLAW 2017



Game No: 4

Results

CZE 4 vs 1 POL

(3-1, 1-0)

Referees: WIART EPP (FRA)
PFEFFER N (GER)

CZE - Czech Republic

No.	Name	Pos	Goals	Ass.	Pts	PIM
9	CIK Jakub	D				
12	ZBORIL Mikulas	D				
13	STRYCEK Pavel	D	1		1	
14	BERNARD Jakub	F	0			
17	PRIBYL Adam	F				
26	SIMO Michal	F				
42	SEBEK Patrik	D	0	2	2	
66	FIALA Martin	F	0			
69	MALY Robin	D	1		1	
73	RUBES Tomas	F	0	1	1	
78	LOSKOT Marek	F	2	1	3	
92	ROUPEC David	D	0			
22	LANGER Lukas	GK				
41	BRABEC Daniel	GK				
Totals			4	4	8	
Head Coach		TVRZNIK Martin				

POL - Poland

No.	Name	Pos	Goals	Ass.	Pts	PIM
3	OWCZAREK Sebastian	FP	1		1	
4	STRUZ?YK Mateusz	FP	0			
5	PODSIEDLIK Mateusz	FP	0			
6	WROBEL Marek	FP				
7	WRÓBEL Adam	FP	0			
8	DUDKIEWICZ Krzysztof	FP				
9	ZYLA Pawel	FP	0			
10	KWIECINSKI Filip Tymon	FP	0	1	1	
11	RESIAK Maciej Miroslaw	FP	0			2
12	WIECZOREK Artur	FP				
13	WANAT Dariusz	FP				
14	STEPIEN Bartlomiej Leszek	FP				
1	WITKOWSKI Tomasz	GK				
2	ELZBIECIAK Michal	GK				
Totals			1	1	2	4
Head Coach		WROBEL Bartomiej				

Goalkeepers	Saves	%	Played Time
22 LANGER Lukas			
41 BRABEC Daniel	8 / 9	88.89	40:00
Totals	8 / 9	88.89	40:00

Goalkeepers	Saves	%	Played Time
1 WITKOWSKI Tomasz	20 / 24	83.33	40:00
2 ELZBIECIAK Michal			
Totals	20 / 24	83.33	40:00

Time	Action	CZE - Czech Republic	Score	POL - Poland
1st Half				
20:00	GK	41 BRABEC D Goalkeeper		
20:00	GK			1 WITKOWSKI T Goalkeeper
13:49	Goal	69 MALY R Ass.: 73 RUBES T	1 - 0	
13:15	Penalty			Bench (2min) - Other Penalties
9:42	Goal	13 STRYCEK P Ass.: 78 LOSKOT M	2 - 0	
5:43	Goal	78 LOSKOT M Ass.: 42 SEBEK P	3 - 0	
3:36	Penalty			11 RESIAK M Minor (2min) - Tripping
0:01	Goal		3 - 1	3 OWCZAREK S Ass.: 10 KWIECINSKI FT
2nd Half				
20:00	GK	41 BRABEC D Goalkeeper		
20:00	GK			1 WITKOWSKI T Goalkeeper
18:57	Goal	78 LOSKOT M Ass.: 42 SEBEK P	4 - 1	

Legend:	(C) Captain	Ass. Assists	MP Matches Played	No. Number	PIM Penalty in Minutes	PS Penalty Shot
Pos	Playing Position	Pts Points				

Timing and Results provided by TISSOT





Game No: 5

Results

CAN 2 vs 5 CZE

(0-4, 2-1)

Referees: PFEFFER N (GER)
ROSHCHYN NIKITIN A (ESP)

CAN - Canada

No.	Name	Pos	Goals	Ass.	Pts	PIM
4	HENDESRON Kyle	D				
5	ISAACS James	D	0			
9	FRENCH Kirk	D		1	1	4
10	ALLAN Jay	D				2
11	EISON Derek	D				
17	MATTHEWS Ryan	F				2
20	HAMMOND Dave	F	1		1	
21	FURLONG Shaun	F				2
22	SONSTELIE Cole	F				
27	ESDALE Paul	D	0			4
91	WOODS Thomas	F	1	1	2	
95	MARTENS Tyler	F	0			12
32	DEBA Jamie	GK				
72	LEGGAT Brett	GK				
Totals			2	2	4	26
Head Coach		FRANK Ben				

CZE - Czech Republic

No.	Name	Pos	Goals	Ass.	Pts	PIM
9	CIK Jakub	D	0			
12	ZBORIL Mikulas	D				4
13	STRYCEK Pavel	D	0			10
14	BERNARD Jakub	F	0	2	2	2
17	PRIBYL Adam	F		1	1	2
26	SIMO Michal	F	0			
42	SEBEK Patrik	D	0	1	1	
66	FIALA Martin	F	2		2	
69	MALY Robin	D	0			
73	RUBES Tomas	F	2		2	
78	LOSKOT Marek	F	1		1	2
92	ROUPEC David	D	0			
22	LANGER Lukas	GK				
41	BRABEC Daniel	GK				
Totals			5	4	9	20
Head Coach		TVRZNIK Martin				

Goalkeepers	Saves	%	Played Time
32 DEBA Jamie			
72 LEGGAT Brett	24 / 29	82.76	40:00
Totals	24 / 29	82.76	40:00

Goalkeepers	Saves	%	Played Time
22 LANGER Lukas			
41 BRABEC Daniel	12 / 14	85.71	40:00
Totals	12 / 14	85.71	40:00

Time	Action	CAN - Canada		Score	CZE - Czech Republic	
1st Half						
20:00	GK	72 LEGGAT B	Goalkeeper			
20:00	GK				41 BRABEC D	Goalkeeper
15:31	Goal			0 - 1	73 RUBES T	Ass.: 14 BERNARD J
12:19	Goal			0 - 2	66 FIALA M	Ass.:
12:19	Penalty	9 FRENCH K	Minor (2min) - Hooking			
10:40	Penalty				78 LOSKOT M	Minor (2min) - Interference
10:35	Penalty	27 ESDALE P	Minor (2min) - Tripping			
7:40	Goal			0 - 3	66 FIALA M	Ass.: 17 PRIBYL A
6:22	Penalty				12 ZBORIL M	Minor (2min) - Boarding
5:08	Penalty	21 FURLONG S	Minor (2min) - Slashing			
2:28	Penalty	9 FRENCH K	Minor (2min) - Slashing			
1:07	Goal			0 - 4	73 RUBES T	Ass.: 14 BERNARD J
2nd Half						
20:00	GK	72 LEGGAT B	Goalkeeper			
20:00	GK				41 BRABEC D	Goalkeeper
19:11	Goal	91 WOODS T	Ass.: 9 FRENCH K	1 - 4		
19:06	Penalty				14 BERNARD J	Minor (2min) - Interference
17:14	Penalty	27 ESDALE P	Minor (2min) - Slashing			
13:22	Goal	20 HAMMOND D	Ass.: 91 WOODS T	2 - 4		
9:45	Penalty	17 MATTHEWS R	Minor (2min) - Roughing			
9:45	Penalty				12 ZBORIL M	Minor (2min) - Roughing
3:05	Penalty	95 MARTENS T	Minor (2min) - Kneeing			
2:59	Penalty	95 MARTENS T	Misconduct (10min)			
2:52	Penalty	10 ALLAN J	Minor (2min) - Roughing			
2:42	Penalty				17 PRIBYL A	Minor (2min) - Roughing
2:36	Penalty				13 STRYCEK P	Misconduct (10min)
1:23	Goal			2 - 5	78 LOSKOT M	Ass.: 42 SEBEK P

Legend:	(C)	Ass.	MP	No.	PIM	PS
Captain	Assists	Matches Played	Number	Penalty in Minutes	Penalty Shot	
Pos	Assists Points					

Timing and Results provided by TISSOT



Game No: 8

Results

POL 0 vs 10 USA

(0-4, 0-6)

Referees: WIART EPP (FRA)
MINTSOPOULOS N (CAN)

POL - Poland

No.	Name	Pos	Goals	Ass.	Pts	PIM
3	OWCZAREK Sebastian	FP				
4	STRUZ?YK Mateusz	FP	0			
5	PODSIEDLIK Mateusz	FP	0			
6	WROBEL Marek	FP	0			
7	WRÓBEL Adam	FP				2
8	DUDKIEWICZ Krzysztof	FP				
9	ZYLA Pawel	FP	0			
10	KWIECINSKI Filip Tymon	FP	0			2
11	RESIAK Maciej Mirosław	FP	0			
12	WIECZOREK Artur	FP	0			
13	WANAT Dariusz	FP				
14	STEPIEN Bartłomiej Leszek	FP				
1	WITKOWSKI Tomasz	GK				
2	ELZBIECIAK Michal	GK				
Totals			0			6
Head Coach		WROBEL Bartomiej				

USA - United States Of America

No.	Name	Pos	Goals	Ass.	Pts	PIM
7	GONZALEZ Tristan	D				2
8	CRIPPS Andrew	F	1	1	2	
10	KENDALL Christopher	F	0			
11	FAUGHT Jackson	D				
13	SARVAK Matthew		1	1	2	
21	MOSENSON Jonathan	D	0			2
22	BRUCE Thomas William	D	2	1	3	
26	ROUX Dustin	F		1	1	
71	GSELL Eugene	F				
91	KROGMAN Jalen	D	1	2	3	2
92	NOVAK Kyle	F	2	1	3	
93	HAWKINS Brandon	F	3	3	6	
33	MCCOLLUM Thomas	GK				
63	HARDIN Mitchell	GK				
Totals			10	10	20	6
Head Coach		PRIME Jeff				

Goalkeepers	Saves	%	Played Time
1 WITKOWSKI Tomasz	12 / 16	75.00	20:00
2 ELZBIECIAK Michal	9 / 15	60.00	20:00
Totals	21 / 31	67.74	40:00

Goalkeepers	Saves	%	Played Time
33 MCCOLLUM Thomas			
63 HARDIN Mitchell	13 / 13	100.00	40:00
Totals	13 / 13	100.00	40:00

Time	Action	POL - Poland	Score	USA - United States Of America
1st Half				
20:00	GK	1 WITKOWSKI T Goalkeeper		
20:00	GK			63 HARDIN M Goalkeeper
11:07	Penalty			91 KROGMAN J Minor (2min) - Hooking
8:49	Goal		0 - 1	91 KROGMAN J Ass.: 22 BRUCE TW
6:58	Penalty	10 KWIECINSKI FT Minor (2min) - Holding		
5:15	Goal		0 - 2	8 CRIPPS A Ass.: 93 HAWKINS B
3:53	Goal		0 - 3	93 HAWKINS B Ass.: 13 SARVAK M
3:35	Goal		0 - 4	93 HAWKINS B Ass.: 91 KROGMAN J
2nd Half				
20:00	GK	2 ELZBIECIAK M Goalkeeper		
20:00	GK			63 HARDIN M Goalkeeper
19:29	Goal		0 - 5	22 BRUCE TW Ass.: 93 HAWKINS B
15:33	Goal		0 - 6	92 NOVAK K Ass.: 91 KROGMAN J
13:07	Penalty			21 MOSENSON J Minor (2min) - Tripping
10:18	Goal		0 - 7	13 SARVAK M Ass.: 8 CRIPPS A
8:24	Penalty	E Bench (2min) - Other Penalties		
6:19	Penalty			7 GONZALEZ T Minor (2min) - Interference
5:52	Goal		0 - 8	22 BRUCE TW Ass.: 26 ROUX D
4:50	Penalty	7 WROBEL A Minor (2min) - Hooking		
3:44	Goal		0 - 9	93 HAWKINS B Ass.: 92 NOVAK K
0:36	Goal		0 - 10	92 NOVAK K Ass.: 93 HAWKINS B

Legend:	(C)	Ass.	MP	No.	PIM	PS
	Captain	Assists	Matches Played	Number	Penalty in Minutes	Penalty Shot
	Pos	Playing Position	Pts	Points		

Timing and Results provided by TISSOT



THE WORLD GAMES
WROCLAW 2017

THU 27 JUL 2017
Start Time: 14:00



Game No: 10

Results

CZE 2 vs 3 USA

(2-1, 0-2)

Referees: PFEFFER N (GER)
WIART EPP (FRA)

CZE - Czech Republic

No.	Name	Pos	Goals	Ass.	Pts	PIM
9	CIK Jakub	D	0			
12	ZBORIL Mikulas	D	1		1	
13	STRYCEK Pavel	D	0			
14	BERNARD Jakub	F	0			
17	PRIBYL Adam	F	0			
26	SIMO Michal	F	0			4
42	SEBEK Patrik	D	1		1	
66	FIALA Martin	F				
69	MALY Robin	D	0			
73	RUBES Tomas	F	0	1	1	
78	LOSKOT Marek	F	0			
92	ROUPEC David	D				2
22	LANGER Lukas	GK				
41	BRABEC Daniel	GK				
Totals			2	1	3	6

Head Coach TVRZNIK Martin

USA - United States Of America

No.	Name	Pos	Goals	Ass.	Pts	PIM
7	GONZALEZ Tristan	D	0			2
8	CRIPPS Andrew	F	0			4
10	KENDALL Christopher	F				
11	FAUGHT Jackson	D	0			
13	SARVAK Matthew		0			2
21	MOSENSON Jonathan	D				
22	BRUCE Thomas William	D	0			
26	ROUX Dustin	F	1		1	
71	GSELL Eugene	F				
91	KROGMAN Jalen	D		1	1	
92	NOVAK Kyle	F	1		1	
93	HAWKINS Brandon	F	1		1	2
33	MCCOLLUM Thomas	GK				
63	HARDIN Mitchell	GK				
Totals			3	1	4	10

Head Coach PRIME Jeff

Goalkeepers	Saves	%	Played Time
22 LANGER Lukas			
41 BRABEC Daniel	17 / 20	85.00	40:00
Totals	17 / 20	85.00	40:00

Goalkeepers	Saves	%	Played Time
33 MCCOLLUM Thomas			
63 HARDIN Mitchell	29 / 31	93.55	40:00
Totals	29 / 31	93.55	40:00

Time	Action	CZE - Czech Republic	Score	USA - United States Of America
1st Half				
20:00	GK	41 BRABEC D Goalkeeper		
20:00	GK			63 HARDIN M Goalkeeper
14:20	Goal	12 ZBORIL M Ass.: 73 RUBES T	1 - 0	
12:47	Penalty			7 GONZALEZ T Minor (2min) - High Sticking
9:44	Penalty	92 ROUPEC D Minor (2min) - Slashing		
6:52	Goal		1 - 1	93 HAWKINS B Ass.:
6:17	Goal	42 SEBEK P Ass.:	2 - 1	
2nd Half				
20:00	GK	41 BRABEC D Goalkeeper		
20:00	GK			63 HARDIN M Goalkeeper
16:53	Penalty			13 SARVAK M Minor (2min) - Slashing
11:48	Penalty			8 CRIPPS A Minor (2min) - Boarding
7:04	Penalty	26 SIMO M Minor (2min) - Hooking		
5:26	Goal		2 - 2	92 NOVAK K Ass.: 91 KROGMAN J
3:37	Penalty			93 HAWKINS B Minor (2min) - Hooking
3:37	Penalty	26 SIMO M Minor (2min) - Holding the Stick		
2:06	Goal		2 - 3	26 ROUX D Ass.:
1:20	Penalty			8 CRIPPS A Minor (2min) - Tripping

Legend:	(C) Captain	Ass. Assists	MP Matches Played	No. Number	PIM Penalty in Minutes	PS Penalty Shot
	Pos Playing Position	Pts Points				

Timing and Results provided by TISSOT





THE WORLD GAMES
WROCLAW 2017

THU 27 JUL 2017
Start Time: 18:00



Game No: 12

Results

CAN 3 vs 1 POL

(3-1, 0-0)

Referees: PETERS ST (USA)
ROZLILEK J (CZE)

CAN - Canada

No.	Name	Pos	Goals	Ass.	Pts	PIM
4	HENDESRON Kyle	D	1		1	
5	ISAACS James	D				
9	FRENCH Kirk	D	0			
10	ALLAN Jay	D				2
11	EISON Derek	D				
17	MATTHEWS Ryan	F	0	1	1	
20	HAMMOND Dave	F	0			
21	FURLONG Shaun	F	1	1	2	
22	SONSTELIE Cole	F				
27	ESDALE Paul	D	1		1	
91	WOODS Thomas	F	0	1	1	
95	MARTENS Tyler	F	0			
32	DEBA Jamie	GK				
72	LEGGAT Brett	GK				
Totals			3	3	6	2
Head Coach		FRANK Ben				

POL - Poland

No.	Name	Pos	Goals	Ass.	Pts	PIM
3	OWCZAREK Sebastian	FP	0			
4	STRUZ?YK Mateusz	FP	0			
5	PODSIEDLIK Mateusz	FP				
6	WROBEL Marek	FP				4
7	WRÓBEL Adam	FP	0			
8	DUDKIEWICZ Krzysztof	FP	0			
9	ZYLA Pawel	FP	0			
10	KWIECINSKI Filip Tymon	FP		1	1	
11	RESIAK Maciej Miroslaw	FP	1		1	
12	WIECZOREK Artur	FP	0			
13	WANAT Dariusz	FP				
14	STEPIEN Bartlomiej Leszek	FP				
1	WITKOWSKI Tomasz	GK				
2	ELZBIECIAK Michal	GK				
Totals			1	1	2	4
Head Coach		WROBEL Bartomiej				

Goalkeepers	Saves	%	Played Time
32 DEBA Jamie			
72 LEGGAT Brett	12 / 13	92.31	40:00
Totals	12 / 13	92.31	40:00

Goalkeepers	Saves	%	Played Time
1 WITKOWSKI Tomasz	23 / 26	88.46	39:10
2 ELZBIECIAK Michal			
Totals	23 / 26	88.46	40:00

Time	Action	CAN - Canada	Score	POL - Poland
1st Half				
20:00	GK	72 LEGGAT B Goalkeeper		
20:00	GK			1 WITKOWSKI T Goalkeeper
8:59	Penalty			6 WROBEL M Minor (2min) - Tripping
8:07	Goal	21 FURLONG S Ass.: 91 WOODS T	1 - 0	
5:11	Penalty			6 WROBEL M Minor (2min) - High Sticking
3:28	Goal	27 ESDALE P Ass.: 21 FURLONG S	2 - 0	
2:30	Goal		2 - 1	11 RESIAK M Ass.: 10 KWIECINSKI FT
0:50	Goal	4 HENDESRON K Ass.: 17 MATTHEWS R	3 - 1	
2nd Half				
20:00	GK	72 LEGGAT B Goalkeeper		
20:00	GK			1 WITKOWSKI T Goalkeeper
0:24	Penalty	10 ALLAN J Minor (2min) - Hooking		

Legend:	(C) Captain	Ass. Assists	MP Matches Played	No. Number	PIM Penalty in Minutes	PS Penalty Shot
Pos	Playing Position	Pts Points				

Timing and Results provided by TISSOT



RESULTS BOOK



Roller Skating - Artistic



THE WORLD GAMES
WROCLAW 2017

T+TISSOT
SWISS WATCHES SINCE 1853

RESULTS BOOK

TABLE OF CONTENT

29	Roller Skating - Artistic	1761
29.1	Table of Contents	1762
29.2	Number of Entries by NOC	1764
29.3	Medallists by Event	1765
29.4	Medal Standings	1766
29.5	Men's Free	1767
29.5.1	Medallists	1768
29.5.2	Free Skating	1769
29.5.2.1	Short Program Results	1769
29.5.2.2	Long Program Results	1770
29.6	Women's Free	1771
29.6.1	Medallists	1772
29.6.2	Free Skating	1773
29.6.2.1	Short Program Results	1773
29.6.2.2	Long Program Results	1774
29.7	Pairs	1775
29.7.1	Medallists	1776
29.7.2	Pairs	1777
29.7.2.1	Short Program Results	1777
29.7.2.2	Long Program Results	1778
29.8	Dance	1779
29.8.1	Medallists	1780
29.8.2	Dance	1781
29.8.2.1	Style Dance Results	1781
29.8.2.2	Free Dance Results	1782





Number of Entries by NOC

As of FRI 21 JUL 2017

	Men		Women		Mixed			Total Athletes
	Free Skating	Total Entries	Free Skating	Total Entries	Pairs	Dance	Total Entries	
ARG - Argentina	1	1	1	1				2
BRA - Brazil			1	1				1
CHI - Chile			1	1				1
COL - Colombia			1	1	2	2	4	5
ESP - Spain	1	1	1	1				2
FRA - France	1	1			4	2	6	7
GER - Germany	1	1						1
ITA - Italy	1	1	1	1	4	4	8	9
POR - Portugal	1	1	1	1		2	2	4
TPE - Chinese Taipei					2		2	2
USA - United States of America	1	1	1	1		2	2	4
Total	7	7	8	8	12	12	24	38



Medallists by Event

As of SUN 23 JUL 2017

After 4 of 4 Events

Event Name	Date	Medal	Name	NOC Code
Pairs	SUN 23 JUL	GOLD	LUCARONI Luca	ITA
			TARLAZZI Rebecca	
		SILVER	GARELLI Marco	ITA
			VENERUCCI Sara	
			FOULOY Nathanael	
BRONZE	PORTET Marine	FRA		
Dance	SUN 23 JUL	GOLD	LEONI Elena	ITA
			SPIGAI Alessandro	
		SILVER	BASSI Andrea	ITA
			STIBILJ Silvia	
			SOUTO Jose	
BRONZE	SOUTO Mariana	POR		
Men's Free Skating	SUN 23 JUL	GOLD	LUCARONI Luca	ITA
		SILVER	MERIEL Pierre	FRA
		BRONZE	SANCHEZ Juan Francisco	ARG
Women's Free Skating	SUN 23 JUL	GOLD	NEMESIO Silvia	ITA
		SILVER	GIMENO Monica	ESP
		BRONZE	FREITAS Rafaela	BRA




Medal Standings

As of SUN 23 JUL 2017

After 4 of 4 Events

Rank	NOC	Men				Women				Mixed				Total				Rank by Total
		G	S	B	Tot	G	S	B	Tot	G	S	B	Tot	G	S	B	Tot	
1	ITA - Italy	1			1	1			1	2	2		4	4	2		6	1
2	FRA - France		1		1							1	1		1	1	2	2
3	ESP - Spain						1		1						1		1	=3
4	ARG - Argentina			1	1											1	1	=3
4	BRA - Brazil							1	1							1	1	=3
4	POR - Portugal											1	1			1	1	=3
	Total:	1	1	1	3	1	1	1	3	2	2	2	6	4	4	4	12	

Legend:
 = Equal sign indicates that two or more NOCs share the same rank by total **B** Bronze **G** Gold **S** Silver **Tot** Total

Timing and Results provided by  **TISSOT**

RESULTS BOOK



Roller Skating - Artistic Men's Free



THE WORLD GAMES
WROCLAW 2017

T+TISSOT
SWISS WATCHES SINCE 1853



Medallists

As of SUN 23 JUL 2017

Medal	Name	NOC
GOLD	LUCARONI Luca	ITA - Italy
SILVER	MERIEL Pierre	FRA - France
BRONZE	SANCHEZ Juan Francisco	ARG - Argentina

RESULTS BOOK



Roller Skating - Artistic Women's Free



THE WORLD GAMES
WROCLAW 2017

T+TISSOT
SWISS WATCHES SINCE 1853



Medallists

As of SUN 23 JUL 2017

Medal	Name	NOC
GOLD	NEMESIO Silvia	ITA - Italy
SILVER	GIMENO Monica	ESP - Spain
BRONZE	FREITAS Rafaela	BRA - Brazil



Result List

Rank	Start Order	Name	NOC Code	Points			M.V.	Rule	1	2	3	4	5
				Tech.	Art.	Total							
1	5	NEMESIO Silvia	ITA	47.000	48.200	376.300	7.0		1	1	1	1	1
2	7	GIMENO Monica	ESP	46.300	45.300	370.800	6.0		2	2	2	2	2
3	6	FREITAS Rafaela	BRA	40.900	40.300	325.100	5.0		3	3	3	4	4
4	8	SOLER Elizabeth	ARG	39.700	40.100	320.400	4.0		4	4	4	3	3
5	4	SARDINHA Daniela	POR	38.300	36.100	302.000	3.0		7	5	5	5	5
6	2	CABRERA Francisca	CHI	35.900	36.400	291.600	2.0		5	6	6	6	6
7	3	OTALORA Nataly	COL	38.000	35.700	287.300	1.0		6	7	8	7	7
8	1	DONOVAN Courtney	USA	34.000	35.200	281.600	0.0		8	8	7	8	8

Referee		Judge 1	ALVAREZ Maria Isabel	COL
OTTEN-FLACH Gabriela	GER	Judge 2	DUNN-MEYERS Leslie	USA
Assistant		Judge 3	OLIVEIRA Pedro	POR
SCHMIDT Marcus	BRA	Judge 4	MARZOCCHI Roberto	ITA
		Judge 5	CALZAS Mario	ESP

Legend:

Art. Artistical M.V. Most Victories Tech. Technical

Timing and Results provided by TISSOT

RESULTS BOOK



Roller Skating - Artistic Pairs



THE WORLD GAMES
WROCLAW 2017

T+TISSOT
SWISS WATCHES SINCE 1853



Medallists

As of SUN 23 JUL 2017

Medal	NOC	Name
GOLD	ITA - Italy	LUCARONI Luca TARLAZZI Rebecca
SILVER	ITA - Italy	GARELLI Marco VENERUCCI Sara
BRONZE	FRA - France	FOULOY Nathanael PORTET Marine

RESULTS BOOK



Roller Skating - Artistic Dance



THE WORLD GAMES
WROCLAW 2017

T+TISSOT
SWISS WATCHES SINCE 1853



Medallists

As of SUN 23 JUL 2017

Medal	NOC	Name
GOLD	ITA - Italy	LEONI Elena SPIGAI Alessandro
SILVER	ITA - Italy	BASSI Andrea STIBILJ Silvia
BRONZE	POR - Portugal	SOUTO Jose SOUTO Mariana

RESULTS BOOK



Speed Skating Road



THE WORLD GAMES
WROCLAW 2017

T+TISSOT

RESULTS BOOK

TABLE OF CONTENT

30	Speed Skating Road	1782
30.1	Table of Contents	1783
30.2	Number of Entries by NOC	1786
30.3	Medallists by Event	1787
30.4	Medal Standings	1788
30.5	Men's Time Trial 200m	1789
30.5.1	Official Final Results	1790
30.5.2	Medallists	1791
30.5.3	Final	1792
30.5.3.1	Start List	1792
30.5.3.2	Official Results	1793
30.5.4	Qualification	1794
30.5.4.1	Start List	1794
30.5.4.2	Official Results	1795
30.6	Men's Sprint 500m	1796
30.6.1	Official Final Results	1797
30.6.2	Medallists	1798
30.6.3	Final	1799
30.6.3.1	Official Results	1799
30.6.4	Semifinals	1800
30.6.4.1	Official Results	1800
30.6.5	Quarterfinals	1801
30.6.5.1	Official Results	1801
30.6.6	Preliminaries	1802
30.6.6.1	Official Results	1802
30.7	Men's Point Race 10,000m	1803
30.7.1	Medallists	1804
30.7.2	Final	1805





30.7.2.1	Start List	1805
30.7.2.2	Official Results	1806
30.8	Men's Elimination Race 20,000m	1807
30.8.1	Medallists	1808
30.8.2	Final	1809
30.8.2.1	Start List	1809
30.8.2.2	Official Results	1810
30.9	Women's Time Trial 200m	1811
30.9.1	Official Final Results	1812
30.9.2	Medallists	1813
30.9.3	Final	1814
30.9.3.1	Start List	1814
30.9.3.2	Official Results	1815
30.9.4	Qualification	1816
30.9.4.1	Start List	1816
30.9.4.2	Official Results	1817
30.10	Women's Sprint 500m	1818
30.10.1	Official Final Results	1819
30.10.2	Medallists	1820
30.10.3	Final	1821
30.10.3.1	Official Results	1821
30.10.4	Semifinals	1822
30.10.4.1	Official Results	1822
30.10.5	Quarterfinals	1823
30.10.5.1	Official Results	1823
30.10.6	Preliminaries	1824
30.10.6.1	Official Results	1824
30.11	Women's Point Race 10,000m	1825
30.11.1	Medallists	1826
30.11.2	Final	1827
30.11.2.1	Start List	1827
30.11.2.2	Official Results	1828
30.12	Women's Elimination Race 20,000m	1829
30.12.1	Medallists	1830
30.12.2	Final	1831
30.12.2.1	Start List	1831
30.12.2.2	Official Results	1832





Number of Entries by NOC

As of SUN 23 JUL 2017

NOC	Men	Women	Total
ARG - Argentina	3	2	5
AUS - Australia	1		1
AUT - Austria	1		1
BEL - Belgium	1	3	4
CHI - Chile	3	3	6
CHN - People's Republic of China		2	2
COL - Colombia	2	3	5
CZE - Czech Republic	1		1
ECU - Ecuador	3	1	4
ESP - Spain	2	2	4
FRA - France	3	3	6
GER - Germany	2	3	5
GUA - Guatemala		1	1
HKG - Hong Kong, China		1	1
ITA - Italy	3	3	6
KOR - Republic of Korea	1	2	3
MEX - Mexico	2		2
NED - Netherlands	3	1	4
NZL - New Zealand	2		2
POL - Poland	3	3	6
POR - Portugal	2		2
SUI - Switzerland	1	1	2
TPE - Chinese Taipei	3	3	6
USA - United States of America		2	2
VEN - Venezuela	2	1	3
Total:	44	40	84



Medallists by Event

As of TUE 25 JUL 2017

After 8 of 8 Events

Event Name	Date	Medal	Name	NOC Code
Men's Elimination Race 20.000m	MON 24 JUL	GOLD	SWINGS Bart	BEL
		SILVER	NIERO Daniel	ITA
		BRONZE	PEULA Patxi	ESP
Women's Elimination Race 20.000m	MON 24 JUL	GOLD	VIVEROS Johana	COL
		SILVER	TAS Sandrine	BEL
		BRONZE	THUM Mareike	GER
Men's Time Trial 200m	MON 24 JUL	GOLD	FERNANDEZ Ioseba	ESP
		SILVER	ALBRECHT Simon	GER
		BRONZE	LE PIVERT Gwendal	FRA
Women's Time Trial 200m	MON 24 JUL	GOLD	MOYA Maria	CHI
		SILVER	CHEN Ying-Chu	TPE
		BRONZE	AN Yi Seul	KOR
Women's Sprint 500m	TUE 25 JUL	GOLD	THUM Mareike	GER
		SILVER	CHEN Ying-Chu	TPE
		BRONZE	BERBEL ALT Rocio	ARG
Men's Sprint 500m	TUE 25 JUL	GOLD	LE PIVERT Gwendal	FRA
		SILVER	ESTRADA Edwin	COL
		BRONZE	GUZMAN Jhoan	VEN
Men's Point Race 10.000m	TUE 25 JUL	GOLD	SWINGS Bart	BEL
		SILVER	NIERO Daniel	ITA
		BRONZE	PEULA Patxi	ESP
Women's Point Race 10.000m	TUE 25 JUL	GOLD	ARIAS Fabriana	COL
		SILVER	TAS Sandrine	BEL
		BRONZE	VIVEROS Johana	COL




Medal Standings

As of TUE 25 JUL 2017

After 8 of 8 Events

Rank	NOC	Men				Women				Total				Rank by Total
		G	S	B	Tot	G	S	B	Tot	G	S	B	Tot	
1	BEL - Belgium	2			2		2		2	2	2		4	=1
2	COL - Colombia		1		1	2		1	3	2	1	1	4	=1
3	GER - Germany		1		1	1		1	2	1	1	1	3	=3
4	ESP - Spain	1		2	3					1		2	3	=3
5	FRA - France	1		1	2					1		1	2	=5
6	CHI - Chile					1			1	1			1	=8
7	ITA - Italy		2		2						2		2	=5
7	TPE - Chinese Taipei						2		2		2		2	=5
9	ARG - Argentina							1	1			1	1	=8
9	KOR - Republic of Korea							1	1			1	1	=8
9	VEN - Venezuela			1	1							1	1	=8
	Total	4	4	4	12	4	4	4	12	8	8	8	24	

Legend:			
=	Equal sign indicates that two or more NOCs share the same rank by total		
G	Gold	S	Silver
			Tot Total
		B	Bronze

Timing and Results provided by  **TISSOT**

RESULTS BOOK



Speed Skating Road Men's Time Trial 200m



THE WORLD GAMES
WROCLAW 2017

T+TISSOT



Official Final Results

Rank	Bib	Name	NOC Code	Time	Time Behind	Qualification Time	Remarks
Final							
1	61	FERNANDEZ Ioseba	ESP	16.897	0.000	16.894	
2	85	ALBRECHT Simon	GER	16.907	+0.010	17.252	
3	84	LE PIVERT Gwendal	FRA	16.930	+0.033	17.034	
4	51	MARTINEZ Jorge Luis	MEX	17.040	+0.143	16.832	
5	55	ESTRADA Edwin	COL	17.140	+0.243	17.035	
6	67	KAO Mao-Chieh	TPE	17.280	+0.383	17.541	
7	62	MULDER Ronald	NED	17.299	+0.402	17.408	
8	59	SILVA SANTIBANEZ Emanuelle	CHI	17.327	+0.430	17.048	
9	79	JIMENEZ Andres Mauricio	COL	17.400	+0.503	17.625	
10	76	GUZMAN Jhoan	VEN	17.442	+0.545	17.213	
11	63	MULDER Michel	NED	17.468	+0.571	17.498	
12	87	SILVA SANTIBANEZ Lucas	CHI	17.911	+1.014	17.838	

Qualification							
13	58	PRAVDA Matej	CZE	18.066	+1.234	18.066	
14	68	HUANG Yu-Lin	TPE	18.206	+1.374	18.206	
15	53	GEANCARLO Franco	ECU	18.253	+1.421	18.253	
16	64	SCHIPPER Kay	NED	18.446	+1.614	18.446	
17	92	OFICJALSKI Gawel	POL	18.508	+1.676	18.508	
18	74	CAPPELLANO Ezequiel Eduardo	ARG	18.528	+1.696	18.528	
19	56	GARRIGA Liam	AUS	18.830	+1.998	18.830	
20	93	SWIATEK Jan	POL	19.050	+2.218	19.050	

Chief Referee


President of STC

Secretary

.....

.....

.....

Timing and Results provided by  TISSOT



Medallists

Medal	Name	NOC
GOLD	FERNANDEZ Ioseba	ESP - Spain
SILVER	ALBRECHT Simon	GER - Germany
BRONZE	LE PIVERT Gwendal	FRA - France



Start List

Bib	Name	NOC Code	Remarks
87	SILVA SANTIBANEZ Lucas	CHI	
79	JIMENEZ Andres Mauricio	COL	
67	KAO Mao-Chieh	TPE	
63	MULDER Michel	NED	
62	MULDER Ronald	NED	
85	ALBRECHT Simon	GER	
76	GUZMAN Jhoan	VEN	
59	SILVA SANTIBANEZ Emanuelle	CHI	
55	ESTRADA Edwin	COL	
84	LE PIVERT Gwendal	FRA	
61	FERNANDEZ Ioseba	ESP	
51	MARTINEZ Jorge Luis	MEX	



Official Results

Rank	Bib	Name	NOC Code	Avg Speed (km/h)	Time	Time Behind	Discipline
1	61	FERNANDEZ Ioseba	ESP	42.611	16.897	0.000	
2	85	ALBRECHT Simon	GER	42.585	16.907	+0.010	
3	84	LE PIVERT Gwendal	FRA	42.528	16.930	+0.033	
4	51	MARTINEZ Jorge Luis	MEX	42.253	17.040	+0.143	
5	55	ESTRADA Edwin	COL	42.007	17.140	+0.243	
6	67	KAO Mao-Chieh	TPE	41.666	17.280	+0.383	
7	62	MULDER Ronald	NED	41.620	17.299	+0.402	
8	59	SILVA SANTIBANEZ Emanuelle	CHI	41.553	17.327	+0.430	
9	79	JIMENEZ Andres Mauricio	COL	41.379	17.400	+0.503	
10	76	GUZMAN Jhoan	VEN	41.279	17.442	+0.545	
11	63	MULDER Michel	NED	41.218	17.468	+0.571	
12	87	SILVA SANTIBANEZ Lucas	CHI	40.198	17.911	+1.014	

Competitors/NOCs					
Entries	Ranked	DNS	DNF	DSQ	DQB
20/14	12				

Chief Referee

President of STC


Secretary

Legend:

DNF Did Not Finish
DSQ Disqualified

DNS Did Not Start

DQB

Timing and Results provided by  **TISSOT**



Start List

Bib	Name	NOC Code	Remarks
62	MULDER Ronald	NED	
93	SWIATEK Jan	POL	
63	MULDER Michel	NED	
67	KAO Mao-Chieh	TPE	
59	SILVA SANTIBANEZ Emanuelle	CHI	
92	OFICJALSKI Gawel	POL	
79	JIMENEZ Andres Mauricio	COL	
56	GARRIGA Liam	AUS	
58	PRAVDA Matej	CZE	
74	CAPPELLANO Ezequiel Eduardo	ARG	
53	GEANCARLO Franco	ECU	
64	SCHIPPER Kay	NED	
68	HUANG Yu-Lin	TPE	
87	SILVA SANTIBANEZ Lucas	CHI	
85	ALBRECHT Simon	GER	
61	FERNANDEZ Ioseba	ESP	
76	GUZMAN Jhoan	VEN	
51	MARTINEZ Jorge Luis	MEX	
55	ESTRADA Edwin	COL	
84	LE PIVERT Gwendal	FRA	



THE WORLD GAMES
WROCLAW 2017

Millenium Park

MON 24 JUL 2017
Start Time: 10:00

Speed Skating Road

Men's Time Trial 200m

Qualification



Official Results

Rank	Bib	Name	NOC Code	Avg Speed (km/h)	Time	Time Behind	Discipline
1	51	MARTINEZ Jorge Luis	MEX	42.775	16.832	0.000	Q
2	61	FERNANDEZ Ioseba	ESP	42.618	16.894	+0.062	Q
3	84	LE PIVERT Gwendal	FRA	42.268	17.034	+0.202	Q
4	55	ESTRADA Edwin	COL	42.265	17.035	+0.203	Q
5	59	SILVA SANTIBANEZ Emanuelle	CHI	42.233	17.048	+0.216	Q
6	76	GUZMAN Jhoan	VEN	41.828	17.213	+0.381	Q
7	85	ALBRECHT Simon	GER	41.734	17.252	+0.420	Q
8	62	MULDER Ronald	NED	41.360	17.408	+0.576	Q
9	63	MULDER Michel	NED	41.147	17.498	+0.666	Q
10	67	KAO Mao-Chieh	TPE	41.046	17.541	+0.709	Q
11	79	JIMENEZ Andres Mauricio	COL	40.851	17.625	+0.793	Q
12	87	SILVA SANTIBANEZ Lucas	CHI	40.363	17.838	+1.006	Q
13	58	PRAVDA Matej	CZE	39.853	18.066	+1.234	
14	68	HUANG Yu-Lin	TPE	39.547	18.206	+1.374	
15	53	GEANCARLO Franco	ECU	39.445	18.253	+1.421	
16	64	SCHIPPER Kay	NED	39.032	18.446	+1.614	
17	92	OFICJALSKI Gawel	POL	38.902	18.508	+1.676	
18	74	CAPPELLANO Ezequiel Eduardo	ARG	38.860	18.528	+1.696	
19	56	GARRIGA Liam	AUS	38.236	18.830	+1.998	
20	93	SWIATEK Jan	POL	37.795	19.050	+2.218	

Competitors/NOCs					
Entries	Ranked	DNS	DNF	DSQ	DQB
20/14	20				

Chief Referee

President of STC

Secretary

Legend:
DNF Did Not Finish
DSQ Disqualified

DNS Did Not Start

DQB

Timing and Results provided by TISSOT

RSRMTRIAL200-----QUAL000001--_C73A 1.0

Report Created MON 24 JUL 2017 10:23

Page 1 / 1



RESULTS BOOK



Speed Skating Road Men's Sprint 500m



THE WORLD GAMES
WROCLAW 2017

T+ TISSOT



Official Final Results

Rank	Bib	Name	NOC Code	Time	Time Behind	Remarks
------	-----	------	----------	------	-------------	---------

Final

1	84	LE PIVERT Gwendal	FRA	42.218	0.000	
2	55	ESTRADA Edwin	COL	42.249	+0.031	
3	76	GUZMAN Jhoan	VEN	42.405	+0.187	
4	85	ALBRECHT Simon	GER	42.799	+0.581	

Semifinal

5	83	DE SOUZA Elton	FRA	42.201	+0.215	
6	54	BRAMANTE Giuseppe	ITA	42.411	+0.570	
7	79	JIMENEZ Andres Mauricio	COL	42.944	+1.103	
8	87	SILVA SANTIBANEZ Lucas	CHI	52.616	+10.630	

Quarterfinal

9	63	MULDER Michel	NED	43.255	+0.239	
10	68	HUANG Yu-Lin	TPE	43.451	+0.817	
11	62	MULDER Ronald	NED	43.905	+0.036	FS1
12	81	DIAS Martyn	POR	45.220	+0.103	
13	82	MARREIROS Diogo	POR	43.813	+0.797	
14	52	RENATO Campana	ECU	44.362	+0.493	
15	56	GARRIGA Liam	AUS	44.375	+1.741	
16	74	CAPPELLANO Ezequiel Eduardo	ARG	45.308	+0.191	

Preliminary Round

17	59	SILVA SANTIBANEZ Emanuelle	CHI	44.049	+0.845	
18	53	GEANCARLO Franco	ECU	44.725	+0.195	
19	92	OFICJALSKI Gawel	POL	45.771	+1.450	
20	57	KROMOSER Christian	AUT	45.953	+1.040	FS1
21	64	SCHIPPER Kay	NED	46.506	+0.888	FS1
22	88	NALDER Antony	NZL	47.265	+0.207	
23	58	PRAVDA Matej	CZE	45.070	+0.540	FS1
24	91	CIEZKI Pawel	POL	46.727	+1.109	
25	93	SWIATEK Jan	POL	47.036	+2.715	
26	67	KAO Mao-Chieh	TPE	47.360	+3.039	
27	61	FERNANDEZ Ioseba	ESP	DNS		
28	86	RIJNHEN Felix	GER	DNS		
29	65	MICHAEL Peter	NZL	DNS		
30	78	NIERO Daniel	ITA	DNS		
31	72	WENGER Livio	SUI	DNS		
32	77	MARESCHI Stefano	ITA	DNS		
33	89	SWINGS Bart	BEL	DNS		
34	51	MARTINEZ Jorge Luis	MEX	DNS		

Chief Referee

President of STC

Secretary

.....

.....

.....

Legend:

DNS Did Not Start

Timing and Results provided by  **TISSOT**



Medallists

Medal	Name	NOC
GOLD	LE PIVERT Gwendal	FRA - France
SILVER	ESTRADA Edwin	COL - Colombia
BRONZE	GUZMAN Jhoan	VEN - Venezuela



Official Results

Rank	Bib	Name	NOC Code	Time	Time Behind	Remarks
Heat 1						
1	84	LE PIVERT Gwendal	FRA	42.218	0.000	
2	55	ESTRADA Edwin	COL	42.249	+0.031	
3	76	GUZMAN Jhoan	VEN	42.405	+0.187	
4	85	ALBRECHT Simon	GER	42.799	+0.581	

Chief Referee


President of STC

Secretary

.....

.....

.....

Timing and Results provided by  **TISSOT**



Official Results

Rank	Bib	Name	NOC Code	Time	Time Behind	Remarks
------	-----	------	----------	------	-------------	---------

Heat 1

1	84	LE PIVERT Gwendal	FRA	41.841	0.000 Q	
2	85	ALBRECHT Simon	GER	41.969	+0.128 Q	
3	54	BRAMANTE Giuseppe	ITA	42.411	+0.570	
4	79	JIMENEZ Andres Mauricio	COL	42.944	+1.103	

Heat 2

1	55	ESTRADA Edwin	COL	41.986	0.000 Q	
2	76	GUZMAN Jhoan	VEN	42.047	+0.061 Q	
3	83	DE SOUZA Elton	FRA	42.201	+0.215	
4	87	SILVA SANTIBANEZ Lucas	CHI	52.616	+10.630	

Chief Referee

President of STC

Secretary


.....

.....

.....

Legend:

Q Qualified

Timing and Results provided by  **TISSOT**



Official Results

Rank	Bib	Name	NOC Code	Time	Time Behind	Remarks
Heat 1						
1	84	LE PIVERT Gwendal	FRA	42.634	0.000 Q	
2	85	ALBRECHT Simon	GER	42.931	+0.297 Q	
3	68	HUANG Yu-Lin	TPE	43.451	+0.817	
4	56	GARRIGA Liam	AUS	44.375	+1.741	
Heat 2						
1	87	SILVA SANTIBANEZ Lucas	CHI	45.117	0.000 Q	
2	83	DE SOUZA Elton	FRA	45.126	+0.009 Q	
3	81	DIAS Martyn	POR	45.220	+0.103	
4	74	CAPPELLANO Ezequiel Eduardo	ARG	45.308	+0.191	
Heat 3						
1	55	ESTRADA Edwin	COL	43.016	0.000 Q	
2	76	GUZMAN Jhoan	VEN	43.144	+0.128 Q	
3	63	MULDER Michel	NED	43.255	+0.239	
4	82	MARREIROS Diogo	POR	43.813	+0.797	
Heat 4						
1	79	JIMENEZ Andres Mauricio	COL	43.869	0.000 Q	
2	54	BRAMANTE Giuseppe	ITA	43.876	+0.007 Q	FS1
3	62	MULDER Ronald	NED	43.905	+0.036	FS1
4	52	RENATO Campana	ECU	44.362	+0.493	

Chief Referee

President of STC


Secretary

.....

.....

.....

Legend:
Q Qualified

Timing and Results provided by  **TISSOT**



Official Results

Rank	Bib	Name	NOC Code	Time	Time Behind	Remarks
Heat 1						
1	84	LE PIVERT Gwendal	FRA	44.321	0.000 Q	
2	68	HUANG Yu-Lin	TPE	44.921	+0.600 Q	
3	92	OFICJALSKI Gawel	POL	45.771	+1.450	
4	93	SWIATEK Jan	POL	47.036	+2.715	
5	67	KAO Mao-Chieh	TPE	47.360	+3.039	
Heat 2						
1	83	DE SOUZA Elton	FRA	45.618	0.000 Q	
2	87	SILVA SANTIBANEZ Lucas	CHI	46.367	+0.749 Q	
3	64	SCHIPPER Kay	NED	46.506	+0.888	FS1
4	91	CIEZKI Pawel	POL	46.727	+1.109	
	78	NIERO Daniel	ITA	DNS		
Heat 3						
1	55	ESTRADA Edwin	COL	43.204	0.000 Q	
2	63	MULDER Michel	NED	43.723	+0.519 Q	
3	59	SILVA SANTIBANEZ Emanuelle	CHI	44.049	+0.845	
	72	WENGER Livio	SUI	DNS		
Heat 4						
1	79	JIMENEZ Andres Mauricio	COL	45.364	0.000 Q	
2	62	MULDER Ronald	NED	45.422	+0.058 Q	
	77	MARESCHI Stefano	ITA	DNS		
	89	SWINGS Bart	BEL	DNS		
Heat 5						
1	54	BRAMANTE Giuseppe	ITA	44.913	0.000 Q	
2	52	RENATO Campana	ECU	45.219	+0.306 Q	FS1
3	57	KROMOSER Christian	AUT	45.953	+1.040	FS1
	51	MARTINEZ Jorge Luis	MEX	DNS		
Heat 6						
1	76	GUZMAN Jhoan	VEN	44.530	0.000 Q	
2	82	MARREIROS Diogo	POR	44.606	+0.076 Q	
3	53	GEANCARLO Franco	ECU	44.725	+0.195	
4	58	PRAVDA Matej	CZE	45.070	+0.540	FS1
Heat 7						
1	81	DIAS Martyn	POR	47.058	0.000 Q	
2	74	CAPPELLANO Ezequiel Eduardo	ARG	47.063	+0.005 Q	
3	88	NALDER Antony	NZL	47.265	+0.207	
	61	FERNANDEZ Ioseba	ESP	DNS		
Heat 8						
1	85	ALBRECHT Simon	GER	47.116	0.000 Q	
2	56	GARRIGA Liam	AUS	47.376	+0.260 Q	
	65	MICHAEL Peter	NZL	DNS		
	86	RIJNHEN Felix	GER	DNS		

Chief Referee

President of STC

Secretary

.....

.....

.....

Legend:	DNS Did Not Start	Q Qualified
----------------	-------------------	-------------

Timing and Results provided by  TISSOT

RESULTS BOOK



Speed Skating Road Men's Point Race 10,000m



THE WORLD GAMES
WROCLAW 2017

T+TISSOT



Medallists

Medal	Name	NOC
GOLD	SWINGS Bart	BEL - Belgium
SILVER	NIERO Daniel	ITA - Italy
BRONZE	PEULA Patxi	ESP - Spain



THE WORLD GAMES
WROCLAW 2017

Millenium Park

TUE 25 JUL 2017
Start Time: 13:00

Speed Skating Road

Men's Point Race 10,000m

Final



Start List

Bib	Name	NOC Code	Remarks
70	KEN Kuwada	ARG	
74	CAPPELLANO Ezequiel Eduardo	ARG	
56	GARRIGA Liam	AUS	
57	KROMOSER Christian	AUT	
89	SWINGS Bart	BEL	
60	OSSANDON Rolando	CHI	
55	ESTRADA Edwin	COL	
79	JIMENEZ Andres Mauricio	COL	
58	PRAVDA Matej	CZE	
52	RENATO Campana	ECU	
53	GEANCARLO Franco	ECU	
66	BOLANOS VILLACORTE Jorge David	ECU	
90	PEULA Patxi	ESP	
80	FERNANDEZ Ewen	FRA	
83	DE SOUZA Elton	FRA	
84	LE PIVERT Gwendal	FRA	
85	ALBRECHT Simon	GER	
86	RIJNHEN Felix	GER	
54	BRAMANTE Giuseppe	ITA	
77	MARESCHI Stefano	ITA	
78	NIERO Daniel	ITA	
71	SON Geunseong	KOR	
69	PAEZ Milke Alejandro	MEX	
64	SCHIPPER Kay	NED	
65	MICHAEL Peter	NZL	
88	NALDER Antony	NZL	
91	CIEZKI Pawel	POL	
93	SWIATEK Jan	POL	
81	DIAS Martyn	POR	
82	MARREIROS Diogo	POR	
72	WENGER Livio	SUI	
50	CHEN Yan-Cheng	TPE	
67	KAO Mao-Chieh	TPE	
73	MIRENA Julio	VEN	
92	OFICJALSKI Gawel	POL	



Official Results

Rank	Bib	Name	NOC Code	Points in Race	Discipline
1	89	SWINGS Bart	BEL	13	
2	78	NIERO Daniel	ITA	9	
3	90	PEULA Patxi	ESP	5	
4	80	FERNANDEZ Ewen	FRA	5	
5	66	BOLANOS VILLACORTE Jorge David	ECU	4	
6	65	MICHAEL Peter	NZL	4	
7	72	WENGER Livio	SUI	4	
8	70	KEN Kuwada	ARG	3	
9	86	RIJNHEN Felix	GER	3	
10	56	GARRIGA Liam	AUS	1	
11	50	CHEN Yan-Cheng	TPE		
12	77	MARESCHI Stefano	ITA		
13	82	MARREIROS Diogo	POR	DNF	
14	73	MIRENA Julio	VEN	DNF	
15	88	NALDER Antony	NZL	DNF	
16	83	DE SOUZA Elton	FRA	DNF	
17	91	CIEZKI Pawel	POL	DNF	
18	60	OSSANDON Rolando	CHI	DNF	
19	57	KROMOSER Christian	AUT	DNF	
20	58	PRAVDA Matej	CZE	DNF	
21	85	ALBRECHT Simon	GER	DNF	
22	53	GEANCARLO Franco	ECU	DNF	
23	54	BRAMANTE Giuseppe	ITA	DNF	
24	64	SCHIPPER Kay	NED	DNF	
25	71	SON Geunseong	KOR	DNF	
26	81	DIAS Martyn	POR	DNF	
27	92	OFICJALSKI Gawel	POL	DNF	
27	93	SWIATEK Jan	POL	DNF	
29	84	LE PIVERT Gwendal	FRA	DNF	
30	74	CAPPELLANO Ezequiel Eduardo	ARG	DNF	
	55	ESTRADA Edwin	COL	DNS	
	79	JIMENEZ Andres Mauricio	COL	DNS	
	69	PAEZ Milke Alejandro	MEX	DNS	
	67	KAO Mao-Chieh	TPE	DNS	
	52	RENATO Campana	ECU	DSQ	SF

Time of the Race: 13:40.231

Competitors/NOCs					
Entries	Ranked	DNS	DNF	DSQ	DQB
35/21	30	4	18	1	

Chief Referee

President of STC

Secretary

Legend:	DNF Did Not Finish	DNS Did Not Start	DQB
	DSQ Disqualified		

Timing and Results provided by  **TISSOT**

RESULTS BOOK



Speed Skating Road Men's Elimination Race 20,000m



THE WORLD GAMES
WROCLAW 2017

T+TISSOT



Medallists

Medal	Name	NOC
GOLD	SWINGS Bart	BEL - Belgium
SILVER	NIERO Daniel	ITA - Italy
BRONZE	PEULA Patxi	ESP - Spain



THE WORLD GAMES
WROCLAW 2017

Millenium Park

MON 24 JUL 2017
Start Time: 17:30

Speed Skating Road

Men's Elimination Race 20,000m

Final



Start List

Bib	Name	NOC Code	Remarks
70	KEN Kuwada	ARG	
56	GARRIGA Liam	AUS	
57	KROMOSER Christian	AUT	
89	SWINGS Bart	BEL	
60	OSSANDON Rolando	CHI	
55	ESTRADA Edwin	COL	
79	JIMENEZ Andres Mauricio	COL	
52	RENATO Campana	ECU	
66	BOLANOS VILLACORTE Jorge David	ECU	
90	PEULA Patxi	ESP	
80	FERNANDEZ Ewen	FRA	
83	DE SOUZA Elton	FRA	
84	LE PIVERT Gwendal	FRA	
86	RIJNHEN Felix	GER	
54	BRAMANTE Giuseppe	ITA	
77	MARESCHI Stefano	ITA	
78	NIERO Daniel	ITA	
71	SON Geunseong	KOR	
69	PAEZ Milke Alejandro	MEX	
65	MICHAEL Peter	NZL	
88	NALDER Antony	NZL	
91	CIEZKI Pawel	POL	
93	SWIATEK Jan	POL	
81	DIAS Martyn	POR	
82	MARREIROS Diogo	POR	
72	WENGER Livio	SUI	
50	CHEN Yan-Cheng	TPE	
68	HUANG Yu-Lin	TPE	
73	MIRENA Julio	VEN	



Official Results

Rank	Bib	Name	NOC Code	Avg Speed (km/h)	Time	Time Behind	Discipline
1	89	SWINGS Bart	BEL	42.303	28:21.998	0.000	
2	78	NIERO Daniel	ITA	42.296	28:22.268	+0.270	W
3	90	PEULA Patxi	ESP	42.289	28:22.548	+0.550	
4	80	FERNANDEZ Ewen	FRA	42.287	28:22.642	+0.644	
5	65	MICHAEL Peter	NZL	42.060	28:31.813	+9.815	W2
6	66	BOLANOS VILLACORTE Jorge David	ECU		REL		
7	70	KEN Kuwada	ARG		REL		
8	72	WENGER Livio	SUI		REL		
9	50	CHEN Yan-Cheng	TPE		REL		W
10	54	BRAMANTE Giuseppe	ITA		REL		W
11	86	RIJNHEN Felix	GER		REL		W
12	52	RENATO Campana	ECU		REL		
13	83	DE SOUZA Elton	FRA		REL		
14	73	MIRENA Julio	VEN		REL		
15	77	MARESCHI Stefano	ITA		REL		
16	71	SON Geunseong	KOR		REL		
16	56	GARRIGA Liam	AUS		REL		
18	82	MARREIROS Diogo	POR		REL		
18	81	DIAS Martyn	POR		REL		
20	57	KROMOSER Christian	AUT		REL		
20	60	OSSANDON Rolando	CHI		REL		
22	68	HUANG Yu-Lin	TPE		REL		
22	91	CIEZKI Pawel	POL		REL		
24	88	NALDER Antony	NZL		REL		
24	93	SWIATEK Jan	POL		REL		
	55	ESTRADA Edwin	COL		DNS		
	79	JIMENEZ Andres Mauricio	COL		DNS		
	84	LE PIVERT Gwendal	FRA		DNS		
	69	PAEZ Milke Alejandro	MEX		DSQ		SF


Competitors/NOCs					
Entries	Ranked	DNS	DNF	DSQ	DQB
29/19	25	3		1	

Chief Referee

President of STC

Secretary

Legend:	DNF Did Not Finish	DNS Did Not Start	DQB
	DSQ Disqualified	REL	

Timing and Results provided by  TISSOT

RESULTS BOOK



Speed Skating Road Women's Time Trial 200m



THE WORLD GAMES
WROCLAW 2017

T+TISSOT



Official Final Results

Rank	Bib	Name	NOC Code	Time	Time Behind	Qualification Time	Remarks
Final							
1	16	MOYA Maria	CHI	18.840	0.000	18.869	
2	2	CHEN Ying-Chu	TPE	18.977	+0.137	19.241	
3	20	AN Yi Seul	KOR	19.091	+0.251	19.611	
4	26	PAJARO Geiny Carmela	COL	19.116	+0.276	19.436	
5	23	BERBEL ALT Rocio	ARG	19.225	+0.385	19.682	
6	32	JACKSON Erin	USA	19.315	+0.475	19.748	
7	9	SOBERANIS MARENCO Dalia	GUA	19.318	+0.478	19.567	
8	22	BONGIORNO Giulia	ITA	19.387	+0.547	19.580	
9	3	VICTORIA Rodriguez	ARG	19.422	+0.582	19.724	
10	24	VIVAS Solimar	VEN	19.492	+0.652	19.743	
11	4	FACTOS Ingrid	ECU	19.551	+0.711	19.469	
12	34	TAS Sandrine	BEL	19.657	+0.817	19.343	

Qualification							
13	21	BONECHI Giulia	ITA	19.770	+0.901	19.770	
14	13	VANHOUTTE Stien	BEL	19.779	+0.910	19.779	
15	29	SCHIMEK Laethisia	GER	19.791	+0.922	19.791	
16	18	LI Meng-Chu	TPE	19.904	+1.035	19.904	
17	33	POSADA Sheila	ESP	20.022	+1.153	20.022	
18	10	HOFMANN Josie Elisabeth	GER	20.273	+1.404	20.273	
19	8	BELLET Melissa	FRA	20.325	+1.456	20.325	
20	6	ROSEMBOOM Bianca Angela Denise	NED	20.627	+1.758	20.627	
21	36	JEONG Eunhae	KOR	20.854	+1.985	20.854	
22	39	GLAMKOWSKA Aleksandra	POL	21.117	+2.248	21.117	
23	5	WONG Vanessa	HKG	21.212	+2.343	21.212	FS1

Chief Referee


President of STC

Secretary

.....

.....

.....

Timing and Results provided by  TISSOT



Medallists

Medal	Name	NOC
GOLD	MOYA Maria	CHI - Chile
SILVER	CHEN Ying-Chu	TPE - Chinese Taipei
BRONZE	AN Yi Seul	KOR - Republic of Korea



Start List

Bib	Name	NOC Code	Remarks
32	JACKSON Erin	USA	
24	VIVAS Solimar	VEN	
3	VICTORIA Rodriguez	ARG	
23	BERBEL ALT Rocio	ARG	
20	AN Yi Seul	KOR	
22	BONGIORNO Giulia	ITA	
9	SOBERANIS MARENCO Dalia	GUA	
4	FACTOS Ingrid	ECU	
26	PAJARO Geiny Carmela	COL	
34	TAS Sandrine	BEL	
2	CHEN Ying-Chu	TPE	
16	MOYA Maria	CHI	



Official Results

Rank	Bib	Name	NOC Code	Avg Speed (km/h)	Time	Time Behind	Discipline
1	16	MOYA Maria	CHI	38.216	18.840	0.000	
2	2	CHEN Ying-Chu	TPE	37.940	18.977	+0.137	
3	20	AN Yi Seul	KOR	37.714	19.091	+0.251	
4	26	PAJARO Geiny Carmela	COL	37.664	19.116	+0.276	
5	23	BERBEL ALT Rocio	ARG	37.451	19.225	+0.385	
6	32	JACKSON Erin	USA	37.276	19.315	+0.475	
7	9	SOBERANIS MARENCO Dalia	GUA	37.270	19.318	+0.478	
8	22	BONGIORNO Giulia	ITA	37.138	19.387	+0.547	
9	3	VICTORIA Rodriguez	ARG	37.071	19.422	+0.582	
10	24	VIVAS Solimar	VEN	36.938	19.492	+0.652	
11	4	FACTOS Ingrid	ECU	36.826	19.551	+0.711	
12	34	TAS Sandrine	BEL	36.628	19.657	+0.817	


Competitors/NOCs					
Entries	Ranked	DNS	DNF	DSQ	DQB
23/17	12				

Chief Referee

President of STC

Secretary

Legend:	DNF Did Not Finish	DNS Did Not Start	DQB
	DSQ Disqualified		

Timing and Results provided by  **TISSOT**



THE WORLD GAMES
WROCLAW 2017

Millenium Park

MON 24 JUL 2017
Start Time: 9:00

Speed Skating Road

Women's Time Trial 200m

Qualification



Start List

Bib	Name	NOC Code	Remarks
36	JEONG Eunchoe	KOR	
13	VANHOUTTE Stien	BEL	
23	BERBEL ALT Rocio	ARG	
29	SCHIMEK Laethisia	GER	
2	CHEN Ying-Chu	TPE	
22	BONGIORNO Giulia	ITA	
39	GLAMKOWSKA Aleksandra	POL	
9	SOBERANIS MARENCO Dalia	GUA	
5	WONG Vanessa	HKG	
6	ROSEMBOOM Bianca Angela Denise	NED	
4	FACTOS Ingrid	ECU	
33	POSADA Sheila	ESP	
20	AN Yi Seul	KOR	
32	JACKSON Erin	USA	
34	TAS Sandrine	BEL	
8	BELLETT Melissa	FRA	
3	VICTORIA Rodriguez	ARG	
10	HOFMANN Josie Elisabeth	GER	
18	LI Meng-Chu	TPE	
24	VIVAS Solimar	VEN	
16	MOYA Maria	CHI	
21	BONECHI Giulia	ITA	
26	PAJARO Geiny Carmela	COL	

Timing and Results provided by TISSOT



THE WORLD GAMES
WROCLAW 2017

Millenium Park

MON 24 JUL 2017
Start Time: 9:00

Speed Skating Road

Women's Time Trial 200m

Qualification



Official Results

Rank	Bib	Name	NOC Code	Avg Speed (km/h)	Time	Time Behind	Discipline
1	16	MOYA Maria	CHI	38.157	18.869	0.000	Q
2	2	CHEN Ying-Chu	TPE	37.420	19.241	+0.372	Q
3	34	TAS Sandrine	BEL	37.222	19.343	+0.474	Q
4	26	PAJARO Geiny Carmela	COL	37.044	19.436	+0.567	Q
5	4	FACTOS Ingrid	ECU	36.981	19.469	+0.600	Q
6	9	SOBERANIS MARENCO Dalia	GUA	36.796	19.567	+0.698	Q
7	22	BONGIORNO Giulia	ITA	36.772	19.580	+0.711	Q
8	20	AN Yi Seul	KOR	36.714	19.611	+0.742	Q
9	23	BERBEL ALT Rocio	ARG	36.581	19.682	+0.813	Q
10	3	VICTORIA Rodriguez	ARG	36.503	19.724	+0.855	Q
11	24	VIVAS Solimar	VEN	36.468	19.743	+0.874	Q
12	32	JACKSON Erin	USA	36.459	19.748	+0.879	Q
13	21	BONECHI Giulia	ITA	36.418	19.770	+0.901	
14	13	VANHOUTTE Stien	BEL	36.402	19.779	+0.910	
15	29	SCHIMEK Laethisia	GER	36.380	19.791	+0.922	
16	18	LI Meng-Chu	TPE	36.173	19.904	+1.035	
17	33	POSADA Sheila	ESP	35.960	20.022	+1.153	
18	10	HOFMANN Josie Elisabeth	GER	35.515	20.273	+1.404	
19	8	BELLET Melissa	FRA	35.424	20.325	+1.456	
20	6	ROSEMBOOM Bianca Angela Denise	NED	34.905	20.627	+1.758	
21	36	JEONG Eunhae	KOR	34.525	20.854	+1.985	
22	39	GLAMKOWSKA Aleksandra	POL	34.095	21.117	+2.248	
23	5	WONG Vanessa	HKG	33.943	21.212	+2.343	FS1

Competitors/NOCs					
Entries	Ranked	DNS	DNF	DSQ	DQB
23/17	23				

Chief Referee

President of STC

Secretary

Legend:
DNF Did Not Finish
DSQ Disqualified

DNS Did Not Start

DQB

Timing and Results provided by TISSOT

RSRWTRIAL200-----QUAL000001-- C73A 1.0

Report Created MON 24 JUL 2017 09:20

Page 1 / 1



RESULTS BOOK



Speed Skating Road Women's Sprint 500m



THE WORLD GAMES
WROCLAW 2017

T+TISSOT



Official Final Results

Rank	Bib	Name	NOC Code	Time	Time Behind	Remarks
------	-----	------	----------	------	-------------	---------

Final

1	17	THUM Mareike	GER	46.573	0.000	
2	2	CHEN Ying-Chu	TPE	46.675	+0.102	
3	23	BERBEL ALT Rocío	ARG	46.742	+0.169	
4	21	BONECHI Giulia	ITA	46.907	+0.334	

Semifinal

5	41	ARIAS Fabriana	COL	46.294	+0.069	
6	15	VIVEROS Johana	COL	47.070	+0.228	
7	35	VOS Anke	BEL	46.661	+0.436	
8	33	POSADA Sheila	ESP	47.185	+0.343	

Quarterfinal

9	4	FACTOS Ingrid	ECU	47.937	+0.189	FS1
10	8	BELLET Melissa	FRA	47.941	+0.932	
11	24	VIVAS Solimar	VEN	48.343	+0.821	
12	36	JEONG Eunhae	KOR	48.563	+0.477	
13	13	VANHOUTTE Stien	BEL	47.996	+0.248	
14	29	SCHIMEK Laethisia	GER	48.101	+1.092	
15	32	JACKSON Erin	USA	48.941	+1.419	

Preliminary Round

16	18	LI Meng-Chu	TPE	53.937	+0.407	
17	3	VICTORIA Rodriguez	ARG	53.984	+0.580	
18	26	PAJARO Geiny Carmela	COL	54.579	+0.110	
19	10	HOFMANN Josie Elisabeth	GER	54.755	+0.404	
20	6	ROSEMBOOM Bianca Angela Denise	NED	56.765	+1.852	FS1
21	20	AN Yi Seul	KOR	58.769	+1.728	
22	9	SOBERANIS MARENCO Dalia	GUA	55.206	+1.802	
23	5	WONG Vanessa	HKG	55.750	+1.281	
24	39	GLAMKOWSKA Aleksandra	POL	56.839	+1.926	
25	22	BONGIORNO Giulia	ITA	56.935	+3.405	
26	40	GACH Sonia	POL	58.498	+4.147	
27	38	GOSS Aleksandra	POL	56.836	+2.367	
28	28	POUYDEBAT Juliette	FRA	DNS		
29	7	WENGER Nadja	SUI	DNS		
30	31	HALBOUT Clemence	FRA	DNS		
31	25	LOLLOBRIGIDA Giulia	ITA	DNS		
32	1	YANG Ho-Chen	TPE	DNS		
33	34	TAS Sandrine	BEL	DNS		
34	16	MOYA Maria	CHI	DNS		
35	30	TRASLAVINA LOPEZ Alejandra	CHI	DNS		
36	11	O'NEIL Darian Mae	USA	DNS		

Chief Referee

President of STC

Secretary


.....

.....

.....

Legend:

DNS Did Not Start

Timing and Results provided by  **TISSOT**



Medallists

Medal	Name	NOC
GOLD	THUM Mareike	GER - Germany
SILVER	CHEN Ying-Chu	TPE - Chinese Taipei
BRONZE	BERBEL ALT Rocio	ARG - Argentina



Official Results

Rank	Bib	Name	NOC Code	Time	Time Behind	Remarks
Heat 1						
1	17	THUM Mareike	GER	46.573	0.000	
2	2	CHEN Ying-Chu	TPE	46.675	+0.102	
3	23	BERBEL ALT Rocio	ARG	46.742	+0.169	
4	21	BONECHI Giulia	ITA	46.907	+0.334	

Chief Referee


President of STC

Secretary

.....

.....

.....

Timing and Results provided by  **TISSOT**



Official Results

Rank	Bib	Name	NOC Code	Time	Time Behind	Remarks
------	-----	------	----------	------	-------------	---------

Heat 1

1	23	BERBEL ALT Rocio	ARG	46.842	0.000 Q	
2	21	BONECHI Giulia	ITA	46.905	+0.063 Q	
3	15	VIVEROS Johana	COL	47.070	+0.228	
4	33	POSADA Sheila	ESP	47.185	+0.343	

Heat 2

1	2	CHEN Ying-Chu	TPE	46.225	0.000 Q	
2	17	THUM Mareike	GER	46.269	+0.044 Q	
3	41	ARIAS Fabriana	COL	46.294	+0.069	
4	35	VOS Anke	BEL	46.661	+0.436	

Chief Referee

President of STC

Secretary

.....

.....

.....

Legend:	
Q	Qualified

Timing and Results provided by  **TISSOT**



Official Results

Rank	Bib	Name	NOC Code	Time	Time Behind	Remarks
Heat 1						
1	23	BERBEL ALT Rocio	ARG	47.522	0.000 Q	
2	15	VIVEROS Johana	COL	47.561	+0.039 Q	
3	24	VIVAS Solimar	VEN	48.343	+0.821	
4	32	JACKSON Erin	USA	48.941	+1.419	
Heat 2						
1	2	CHEN Ying-Chu	TPE	47.009	0.000 Q	
2	35	VOS Anke	BEL	47.574	+0.565 Q	
3	8	BELLET Melissa	FRA	47.941	+0.932	
4	29	SCHIMEK Laethisia	GER	48.101	+1.092	
Heat 3						
1	41	ARIAS Fabriana	COL	48.086	0.000 Q	
2	17	THUM Mareike	GER	48.182	+0.096 Q	FS1
3	36	JEONG Eunchaе	KOR	48.563	+0.477	
Heat 4						
1	21	BONECHI Giulia	ITA	47.748	0.000 Q	
2	33	POSADA Sheila	ESP	47.871	+0.123 Q	
3	4	FACTOS Ingrid	ECU	47.937	+0.189	FS1
4	13	VANHOUTTE Stien	BEL	47.996	+0.248	

Chief Referee

President of STC

Secretary


.....

.....

.....

Legend:

Q Qualified

Timing and Results provided by  **TISSOT**



Official Results

Rank	Bib	Name	NOC Code	Time	Time Behind	Remarks
------	-----	------	----------	------	-------------	---------

Heat 1

1	23	BERBEL ALT Rocio	ARG	53.404	0.000 Q	
2	15	VIVEROS Johana	COL	53.517	+0.113 Q	
3	3	VICTORIA Rodriguez	ARG	53.984	+0.580	
4	9	SOBERANIS MARENCO Dalia	GUA	55.206	+1.802	
	7	WENGER Nadja	SUI	DNS		

Heat 2

1	29	SCHIMEK Laethisia	GER	54.469	0.000 Q	
2	8	BELLET Melissa	FRA	54.519	+0.050 Q	
3	26	PAJARO Geiny Carmela	COL	54.579	+0.110	
4	5	WONG Vanessa	HKG	55.750	+1.281	
5	38	GOSS Aleksandra	POL	56.836	+2.367	

Heat 3

1	41	ARIAS Fabriana	COL	54.913	0.000 Q	
2	17	THUM Mareike	GER	54.948	+0.035 Q	
3	6	ROSEMBOOM Bianca Angela Denise	NED	56.765	+1.852	FS1
4	39	GLAMKOWSKA Aleksandra	POL	56.839	+1.926	
	28	POUYDEBAT Juliette	FRA	DNS		

Heat 4

1	21	BONECHI Giulia	ITA	54.351	0.000 Q	
2	4	FACTOS Ingrid	ECU	54.460	+0.109 Q	
3	10	HOFMANN Josie Elisabeth	GER	54.755	+0.404	
4	40	GACH Sonia	POL	58.498	+4.147	
	31	HALBOUT Clemence	FRA	DNS		

Heat 5

1	13	VANHOUTTE Stien	BEL	53.530	0.000 Q	
2	33	POSADA Sheila	ESP	53.746	+0.216 Q	
3	18	LI Meng-Chu	TPE	53.937	+0.407	
4	22	BONGIORNO Giulia	ITA	56.935	+3.405	

Heat 6

1	36	JEONG Eunhae	KOR	1:00.143	0.000 Q	
	1	YANG Ho-Chen	TPE	DNS		
	25	LOLLOBRIGIDA Giulia	ITA	DNS		
	34	TAS Sandrine	BEL	DNS		

Heat 7

1	35	VOS Anke	BEL	57.041	0.000 Q	
2	2	CHEN Ying-Chu	TPE	57.363	+0.322 Q	
3	20	AN Yi Seul	KOR	58.769	+1.728	
	16	MOYA Maria	CHI	DNS		

Heat 8

1	24	VIVAS Solimar	VEN	58.450	0.000 Q	
2	32	JACKSON Erin	USA	58.635	+0.185 Q	
	11	O'NEIL Darian Mae	USA	DNS		
	30	TRASLAVINA LOPEZ Alejandra	CHI	DNS		

Chief Referee

President of STC

Secretary

.....

.....

.....

Legend:	DNS Did Not Start	Q Qualified
----------------	-------------------	-------------

RESULTS BOOK



Speed Skating Road Women's Point Race 10,000m



THE WORLD GAMES
WROCLAW 2017

T+ TISSOT



Medallists

Medal	Name	NOC
GOLD	ARIAS Fabriana	COL - Colombia
SILVER	TAS Sandrine	BEL - Belgium
BRONZE	VIVEROS Johana	COL - Colombia



THE WORLD GAMES
WROCLAW 2017

Millenium Park

TUE 25 JUL 2017
Start Time: 12:30

Speed Skating Road

Women's Point Race 10,000m

Final



Start List

Bib	Name	NOC Code	Remarks
23	BERBEL ALT Rocio	ARG	
13	VANHOUTTE Stien	BEL	
34	TAS Sandrine	BEL	
35	VOS Anke	BEL	
12	PENAN PAILLACAR Catherinne	CHI	
30	TRASLAVINA LOPEZ Alejandra	CHI	
15	VIVEROS Johana	COL	
26	PAJARO Geiny Carmela	COL	
41	ARIAS Fabriana	COL	
33	POSADA Sheila	ESP	
37	ANCIN Maite	ESP	
28	POUYDEBAT Juliette	FRA	
31	HALBOUT Clemence	FRA	
10	HOFMANN Josie Elisabeth	GER	
17	THUM Mareike	GER	
29	SCHIMEK Laethisia	GER	
9	SOBERANIS MARENCO Dalia	GUA	
5	WONG Vanessa	HKG	
21	BONECHI Giulia	ITA	
25	LOLLOBRIGIDA Giulia	ITA	
6	ROSEMBOOM Bianca Angela Denise	NED	
38	GOSS Aleksandra	POL	
39	GLAMKOWSKA Aleksandra	POL	
40	GACH Sonia	POL	
7	WENGER Nadja	SUI	
2	CHEN Ying-Chu	TPE	
1	YANG Ho-Chen	TPE	
18	LI Meng-Chu	TPE	
11	O'NEIL Darian Mae	USA	
32	JACKSON Erin	USA	

Timing and Results provided by TISSOT



Official Results

Rank	Bib	Name	NOC Code	Points in Race	Discipline
1	41	ARIAS Fabriana	COL	14	
2	34	TAS Sandrine	BEL	11	
3	15	VIVEROS Johana	COL	9	
4	1	YANG Ho-Chen	TPE	6	
5	17	THUM Mareike	GER	5	
6	23	BERBEL ALT Rocio	ARG	3	
7	31	HALBOUT Clemence	FRA	3	
8	37	ANCIN Maite	ESP	1	
9	12	PENAN PAILLACAR Catherinne	CHI	1	
10	28	POUYDEBAT Juliette	FRA	1	
11	25	LOLLOBRIGIDA Giulia	ITA		
12	11	O'NEIL Darian Mae	USA		
13	38	GOSS Aleksandra	POL		
14	30	TRASLAVINA LOPEZ Alejandra	CHI		
15	18	LI Meng-Chu	TPE		
16	33	POSADA Sheila	ESP		
17	10	HOFMANN Josie Elisabeth	GER		
18	6	ROSEMBOOM Bianca Angela Denise	NED		
19	7	WENGER Nadja	SUI		
20	5	WONG Vanessa	HKG		
21	29	SCHIMEK Laethisia	GER		
22	13	VANHOUTTE Stien	BEL		
23	35	VOS Anke	BEL	DNF	
24	39	GLAMKOWSKA Aleksandra	POL	DNF	
25	9	SOBERANIS MARENCO Dalia	GUA	DNF	
26	40	GACH Sonia	POL	DNF	
	26	PAJARO Geiny Carmela	COL	DNS	
	21	BONECHI Giulia	ITA	DNS	
	2	CHEN Ying-Chu	TPE	DNS	
	32	JACKSON Erin	USA	DNS	

Time of the Race: 15:15.934

Competitors/NOCs					
Entries	Ranked	DNS	DNF	DSQ	DQB
30/15	26	4	4		

Chief Referee


President of STC

Secretary

Legend:
DNF Did Not Finish
DSQ Disqualified

DNS Did Not Start

DQB

Timing and Results provided by  **TISSOT**

RESULTS BOOK



Speed Skating Road Women's Elimination Race 20,000m



THE WORLD GAMES
WROCLAW 2017

T+TISSOT



Medallists

Medal	Name	NOC
GOLD	VIVEROS Johana	COL - Colombia
SILVER	TAS Sandrine	BEL - Belgium
BRONZE	THUM Mareike	GER - Germany



THE WORLD GAMES
WROCLAW 2017

Millenium Park

MON 24 JUL 2017
Start Time: 16:30

Speed Skating Road

Women's Elimination Race 20,000m

Final



Start List

Bib	Name	NOC Code	Remarks
34	TAS Sandrine	BEL	
13	VANHOUTTE Stien	BEL	
12	PENAN PAILLACAR Catherinne	CHI	
30	TRASLAVINA LOPEZ Alejandra	CHI	
15	VIVEROS Johana	COL	
26	PAJARO Geiny Carmela	COL	
41	ARIAS Fabriana	COL	
33	POSADA Sheila	ESP	
37	ANCIN Maite	ESP	
28	POUYDEBAT Juliette	FRA	
31	HALBOUT Clemence	FRA	
10	HOFMANN Josie Elisabeth	GER	
17	THUM Mareike	GER	
5	WONG Vanessa	HKG	
21	BONECHI Giulia	ITA	
25	LOLLOBRIGIDA Giulia	ITA	
20	AN Yi Seul	KOR	
6	ROSEMBOOM Bianca Angela Denise	NED	
38	GOSS Aleksandra	POL	
39	GLAMKOWSKA Aleksandra	POL	
40	GACH Sonia	POL	
7	WENGER Nadja	SUI	
2	CHEN Ying-Chu	TPE	
1	YANG Ho-Chen	TPE	
18	LI Meng-Chu	TPE	
11	O'NEIL Darian Mae	USA	
32	JACKSON Erin	USA	

Timing and Results provided by TISSOT

RSRWELIM20KM-----FNL-000001--_C51A 2.0

Report Created MON 24 JUL 2017 16:13

Page 1 / 1



Staropolanka





THE WORLD GAMES
WROCLAW 2017

Millenium Park

MON 24 JUL 2017
Start Time: 16:30

Speed Skating Road

Women's Elimination Race 20,000m

Final



Official Results

Rank	Bib	Name	NOC Code	Avg Speed (km/h)	Time	Time Behind	Discipline
1	15	VIVEROS Johana	COL	36.293	33:03.821	0.000	
2	34	TAS Sandrine	BEL	36.291	33:03.911	+0.090	
3	17	THUM Mareike	GER	36.291	33:03.943	+0.122	W2
4	41	ARIAS Fabriana	COL	36.288	33:04.081	+0.260	
5	18	LI Meng-Chu	TPE	36.279	33:04.575	+0.754	
6	1	YANG Ho-Chen	TPE		REL		
7	30	TRASLAVINA LOPEZ Alejandra	CHI		REL		W
8	33	POSADA Sheila	ESP		REL		
9	25	LOLOBRIGIDA Giulia	ITA		REL		W
10	11	O'NEIL Darian Mae	USA		REL		
11	10	HOFMANN Josie Elisabeth	GER		REL		
12	37	ANCIN Maite	ESP		REL		
13	31	HALBOUT Clemence	FRA		REL		
14	7	WENGER Nadja	SUI		REL		
15	13	VANHOUTTE Stien	BEL		REL		
16	32	JACKSON Erin	USA		REL		
17	38	GOSS Aleksandra	POL		REL		
18	28	POUYDEBAT Juliette	FRA		REL		
19	6	ROSEMBOOM Bianca Angela Denise	NED		REL		
20	40	GACH Sonia	POL		REL		
21	5	WONG Vanessa	HKG		REL		
	2	CHEN Ying-Chu	TPE		DNS		
	12	PENAN PAILLACAR Catherinne	CHI		DNS		
	20	AN Yi Seul	KOR		DNS		
	21	BONECHI Giulia	ITA		DNS		
	26	PAJARO Geiny Carmela	COL		DNS		
	39	GLAMKOWSKA Aleksandra	POL		DNS		

Competitors/NOCs					
Entries	Ranked	DNS	DNF	DSQ	DQB
27/14	21	6			

Chief Referee

President of STC

Secretary

Legend:	DNF Did Not Finish	DNS Did Not Start	DQB
	DSQ Disqualified	REL	

Timing and Results provided by TISSOT

RSRWELIM20KM-----FNL-000001--_C73A 1.0

Report Created MON 24 JUL 2017 17:14

Page 1 / 1



RESULTS BOOK



Speed Skating Track



THE WORLD GAMES
WROCLAW 2017

T+TISSOT

RESULTS BOOK

TABLE OF CONTENT

31	Speed Skating Track	1832
31.1	Table of Contents	1833
31.2	Number of Entries by NOC	1837
31.3	Medallists by Event	1838
31.4	Medal Standings	1839
31.5	Men's Time Trial 300m	1840
31.5.1	Official Final Results	1841
31.5.2	Medallists	1842
31.5.3	Final	1843
31.5.3.1	Start List	1843
31.5.3.2	Official Results	1844
31.5.4	Qualification	1845
31.5.4.1	Start List	1845
31.5.4.2	Official Results	1846
31.6	Men's Sprint 500m	1847
31.6.1	Official Final Results	1848
31.6.2	Medallists	1849
31.6.3	Final	1850
31.6.3.1	Start List	1850
31.6.3.2	Official Results	1851
31.6.4	Semifinals	1852
31.6.4.1	Start List	1852
31.6.4.2	Official Results	1853
31.6.5	Quarterfinals	1854
31.6.5.1	Start List	1854
31.6.5.2	Official Results	1855
31.7	Men's Sprint 1,000m	1856
31.7.1	Official Final Results	1857





31.7.2	Medallists	1858
31.7.3	Final	1859
31.7.3.1	Start List	1859
31.7.3.2	Official Results	1860
31.7.4	Semifinals	1861
31.7.4.1	Start List	1861
31.7.4.2	Official Results	1862
31.7.5	Quarterfinals	1863
31.7.5.1	Start List	1863
31.7.5.2	Official Results	1864
31.8	Men's Point Elimination 10,000m	1865
31.8.1	Medallists	1866
31.8.2	Final	1867
31.8.2.1	Start List	1867
31.8.2.2	Official Results	1868
31.9	Men's Elimination Race 15,000m	1869
31.9.1	Medallists	1870
31.9.2	Final	1871
31.9.2.1	Start List	1871
31.9.2.2	Official Results	1872
31.10	Women's Time Trial 300m	1873
31.10.1	Official Final Results	1874
31.10.2	Medallists	1875
31.10.3	Final	1876
31.10.3.1	Start List	1876
31.10.3.2	Official Results	1877
31.10.4	Qualification	1878
31.10.4.1	Start List	1878
31.10.4.2	Official Results	1879
31.11	Women's Sprint 500m	1880
31.11.1	Official Final Results	1881
31.11.2	Medallists	1882
31.11.3	Final	1883
31.11.3.1	Start List	1883
31.11.3.2	Official Results	1884
31.11.4	Semifinals	1885
31.11.4.1	Official Results	1885
31.11.5	Quarterfinals	1886
31.11.5.1	Start List	1886





31.11.5.2	Official Results	1887
31.12	Women's Sprint 1,000m	1888
31.12.1	Official Final Results	1889
31.12.2	Medallists	1890
31.12.3	Final	1891
31.12.3.1	Start List	1891
31.12.3.2	Official Results	1892
31.12.4	Semifinals	1893
31.12.4.1	Start List	1893
31.12.4.2	Official Results	1894
31.12.5	Quarterfinals	1895
31.12.5.1	Start List	1895
31.12.5.2	Official Results	1896
31.13	Women's Point Elimination 10,000m	1897
31.13.1	Medallists	1898
31.13.2	Final	1899
31.13.2.1	Start List	1899
31.13.2.2	Official Results	1900
31.14	Women's Elimination Race 15,000m	1901
31.14.1	Medallists	1902
31.14.2	Final	1903
31.14.2.1	Start List	1903
31.14.2.2	Official Results	1904





Number of Entries by NOC

As of THU 20 JUL 2017

NOC	Men	Women	Total
ARG - Argentina	3	2	5
AUS - Australia	1		1
AUT - Austria	1		1
BEL - Belgium	1	3	4
CHI - Chile	3	3	6
CHN - People's Republic of China		2	2
COL - Colombia	2	3	5
CZE - Czech Republic	1		1
ECU - Ecuador	3	1	4
ESP - Spain	2	2	4
FRA - France	3	3	6
GER - Germany	2	3	5
GUA - Guatemala		1	1
HKG - Hong Kong, China		1	1
ITA - Italy	3	3	6
KOR - Republic of Korea	1	2	3
MEX - Mexico	2		2
NED - Netherlands	3	1	4
NZL - New Zealand	2		2
POL - Poland	3	3	6
POR - Portugal	2		2
SUI - Switzerland	1	1	2
TPE - Chinese Taipei	3	3	6
USA - United States of America		2	2
VEN - Venezuela	2	1	3
Total:	25	40	84



Medallists by Event

As of SUN 23 JUL 2017

After 10 of 10 Events

Event Name	Date	Medal	Name	NOC Code
Women's Time Trial 300m	FRI 21 JUL	GOLD	PAJARO Geiny Carmela	COL
		SILVER	AN Yi Seul	KOR
		BRONZE	TAS Sandrine	BEL
Men's Time Trial 300m	FRI 21 JUL	GOLD	ALBRECHT Simon	GER
		SILVER	JIMENEZ Andres Mauricio	COL
		BRONZE	LE PIVERT Gwendal	FRA
Women's Sprint 500m	SAT 22 JUL	GOLD	BONECHI Giulia	ITA
		SILVER	ARIAS Fabiana	COL
		BRONZE	BONGIORNO Giulia	ITA
Men's Sprint 500m	SAT 22 JUL	GOLD	ALBRECHT Simon	GER
		SILVER	GUZMAN Jhoan	VEN
		BRONZE	SILVA SANTIBANEZ Lucas	CHI
Men's Point Elimination 10.000m	SAT 22 JUL	GOLD	KEN Kuwada	ARG
		SILVER	WENGER Livio	SUI
		BRONZE	PAEZ Milke Alejandro	MEX
Women's Point Elimination 10.000m	SAT 22 JUL	GOLD	ARIAS Fabiana	COL
		SILVER	TAS Sandrine	BEL
		BRONZE	YANG Ho-Chen	TPE
Men's Sprint 1000m	SUN 23 JUL	GOLD	JIMENEZ Andres Mauricio	COL
		SILVER	SWINGS Bart	BEL
		BRONZE	DE SOUZA Elton	FRA
Women's Sprint 1000m	SUN 23 JUL	GOLD	TAS Sandrine	BEL
		SILVER	ARIAS Fabiana	COL
		BRONZE	TRASLAVINA LOPEZ Alejandra	CHI
Women's Elimination Race 15.000m	SUN 23 JUL	GOLD	ARIAS Fabiana	COL
		SILVER	TAS Sandrine	BEL
		BRONZE	THUM Mareike	GER
Men's Elimination Race 15.000m	SUN 23 JUL	GOLD	DE SOUZA Elton	FRA
		SILVER	RIJNHEN Felix	GER
		BRONZE	MICHAEL Peter	NZL



Medal Standings

As of SUN 23 JUL 2017

After 10 of 10 Events

Rank	NOC	Men				Women				Total				Rank by Total
		G	S	B	Tot	G	S	B	Tot	G	S	B	Tot	
1	COL - Colombia	1	1		2	3	2		5	4	3		7	1
2	GER - Germany	2	1		3			1	1	2	1	1	4	3
3	BEL - Belgium		1		1	1	2	1	4	1	3	1	5	2
4	FRA - France	1		2	3					1		2	3	4
5	ITA - Italy					1		1	2	1		1	2	=5
6	ARG - Argentina	1			1					1			1	=7
7	KOR - Republic of Korea						1		1		1		1	=7
7	SUI - Switzerland		1		1						1		1	=7
7	VEN - Venezuela		1		1						1		1	=7
10	CHI - Chile			1	1			1	1			2	2	=5
11	MEX - Mexico			1	1							1	1	=7
11	NZL - New Zealand			1	1							1	1	=7
11	TPE - Chinese Taipei							1	1			1	1	=7
	Total	5	5	5	15	5	5	5	15	10	10	10	30	

Legend:

= Equal sign indicates that two or more NOCs share the same rank by total

G Gold

S Silver

Tot Total

B Bronze

Timing and Results provided by  **TISSOT**

RESULTS BOOK



Speed Skating Track Men's Time Trial 300m



THE WORLD GAMES
WROCLAW 2017

T+TISSOT



Official Final Results


Rank	Bib	Name	NOC Code	Time	Time Behind	Qualification Time	Remarks
Final							
1	85	ALBRECHT Simon	GER	24.353	0.000	24.495	
2	79	JIMENEZ Andres Mauricio	COL	24.435	+0.082	24.545	
3	84	LE PIVERT Gwendal	FRA	24.461	+0.108	24.419	
4	76	GUZMAN Jhoan	VEN	24.566	+0.213	24.458	
5	87	SILVA SANTIBANEZ Lucas	CHI	24.738	+0.385	24.645	
6	83	DE SOUZA Elton	FRA	24.780	+0.427	24.994	
7	67	KAO Mao-Chieh	TPE	24.950	+0.597	24.611	FS1
8	68	HUANG Yu-Lin	TPE	25.030	+0.677	24.981	
9	82	MARREIROS Diogo	POR	25.667	+1.314	25.733	FS1
10	72	WENGER Livio	SUI	25.728	+1.375	25.777	FS1
11	74	CAPPELLANO Ezequiel Eduardo	ARG	25.788	+1.435	25.835	
12	77	MARESCHI Stefano	ITA	25.800	+1.447	25.926	
Qualification							
13	93	SWIATEK Jan	POL	26.689	+2.270	26.689	
14	92	OFICJALSKI Gawel	POL	DSQ			TF

Chief Referee

President of STC

Secretary

Legend:
DSQ Disqualified

Timing and Results provided by  **TISSOT**



Medallists

Medal	Name	NOC
GOLD	ALBRECHT Simon	GER - Germany
SILVER	JIMENEZ Andres Mauricio	COL - Colombia
BRONZE	LE PIVERT Gwendal	FRA - France



THE WORLD GAMES
WROCLAW 2017

Millenium Park

FRI 21 JUL 2017
Start Time: 17:00

Speed Skating Track

Men's Time Trial 300m

Final



Start List

Number of Competitors: 12, Number of Nations: 10

Bib	Name	NOC Code	Remarks
77	MARESCHI Stefano	ITA	
74	CAPPELLANO Ezequiel Eduardo	ARG	
72	WENGER Livio	SUI	
82	MARREIROS Diogo	POR	
83	DE SOUZA Elton	FRA	
68	HUANG Yu-Lin	TPE	
87	SILVA SANTIBANEZ Lucas	CHI	
67	KAO Mao-Chieh	TPE	
79	JIMENEZ Andres Mauricio	COL	
85	ALBRECHT Simon	GER	
76	GUZMAN Jhoan	VEN	
84	LE PIVERT Gwendal	FRA	



Official Results

Rank	Bib	Name	NOC Code	Avg Speed (km/h)	Time	Time Behind	Discipline
1	85	ALBRECHT Simon	GER	44.347	24.353	0.000	
2	79	JIMENEZ Andres Mauricio	COL	44.198	24.435	+0.082	
3	84	LE PIVERT Gwendal	FRA	44.151	24.461	+0.108	
4	76	GUZMAN Jhoan	VEN	43.963	24.566	+0.213	
5	87	SILVA SANTIBANEZ Lucas	CHI	43.657	24.738	+0.385	
6	83	DE SOUZA Elton	FRA	43.583	24.780	+0.427	
7	67	KAO Mao-Chieh	TPE	43.286	24.950	+0.597	FS1
8	68	HUANG Yu-Lin	TPE	43.148	25.030	+0.677	
9	82	MARREIROS Diogo	POR	42.077	25.667	+1.314	FS1
10	72	WENGER Livio	SUI	41.977	25.728	+1.375	FS1
11	74	CAPPELLANO Ezequiel Eduardo	ARG	41.879	25.788	+1.435	
12	77	MARESCHI Stefano	ITA	41.860	25.800	+1.447	


Competitors/NOCs					
Entries	Ranked	DNS	DNF	DSQ	DQB
14/11	12				

Chief Referee

President of STC

Secretary

Legend:
DNF Did Not Finish **DNS** Did Not Start **DQB** Disqualified for unsportsmanlike behaviour
DSQ Disqualified

Timing and Results provided by  **TISSOT**



THE WORLD GAMES
WROCLAW 2017

Millenium Park

FRI 21 JUL 2017
Start Time: 10:15

Speed Skating Track

Men's Time Trial 300m

Qualification



Start List

Number of Competitors: 14, Number of Nations: 11

Bib	Name	NOC Code	Remarks
93	SWIATEK Jan	POL	
68	HUANG Yu-Lin	TPE	
83	DE SOUZA Elton	FRA	
92	OFICJALSKI Gawel	POL	
72	WENGER Livio	SUI	
76	GUZMAN Jhoan	VEN	
82	MARREIROS Diogo	POR	
67	KAO Mao-Chieh	TPE	
77	MARESCHI Stefano	ITA	
87	SILVA SANTIBANEZ Lucas	CHI	
79	JIMENEZ Andres Mauricio	COL	
74	CAPPELLANO Ezequiel Eduardo	ARG	
85	ALBRECHT Simon	GER	
84	LE PIVERT Gwendal	FRA	



THE WORLD GAMES
WROCLAW 2017

Millenium Park

FRI 21 JUL 2017
Start Time: 10:15

Speed Skating Track

Men's Time Trial 300m

Qualification



Official Results

Rank	Bib	Name	NOC Code	Avg Speed (km/h)	Time	Time Behind	Discipline
1	84	LE PIVERT Gwendal	FRA	44.227	24.419	0.000	Q
2	76	GUZMAN Jhoan	VEN	44.157	24.458	+0.039	Q
3	85	ALBRECHT Simon	GER	44.090	24.495	+0.076	Q
4	79	JIMENEZ Andres Mauricio	COL	44.000	24.545	+0.126	Q
5	67	KAO Mao-Chieh	TPE	43.882	24.611	+0.192	Q
6	87	SILVA SANTIBANEZ Lucas	CHI	43.822	24.645	+0.226	Q
7	68	HUANG Yu-Lin	TPE	43.232	24.981	+0.562	Q
8	83	DE SOUZA Elton	FRA	43.210	24.994	+0.575	Q
9	82	MARREIROS Diogo	POR	41.969	25.733	+1.314	Q FS1
10	72	WENGER Livio	SUI	41.897	25.777	+1.358	Q
11	74	CAPPELLANO Ezequiel Eduardo	ARG	41.803	25.835	+1.416	Q
12	77	MARESCHI Stefano	ITA	41.657	25.926	+1.507	Q
13	93	SWIATEK Jan	POL	40.466	26.689	+2.270	
14	92	OFICJALSKI Gawel	POL		DSQ		TF

Competitors/NOCs					
Entries	Ranked	DNS	DNF	DSQ	DQB
14/11	14			1	

Chief Referee

President of STC

Secretary

Legend:

DNF Did Not Finish
DSQ Disqualified

DNS Did Not Start

DQB Disqualified for unsportsmanlike behaviour

Timing and Results provided by TISSOT

RESULTS BOOK



Speed Skating Track Men's Sprint 500m



THE WORLD GAMES
WROCLAW 2017

T+TISSOT



Official Final Results

Rank	Bib	Name	NOC Code	Time	Time Behind	Remarks
------	-----	------	----------	------	-------------	---------

Final

1	85	ALBRECHT Simon	GER	41.687	0.000	
2	76	GUZMAN Jhoan	VEN	41.785	+0.098	
3	87	SILVA SANTIBANEZ Lucas	CHI	41.905	+0.218	

Semifinal

5	84	LE PIVERT Gwendal	FRA	41.466	+0.044	
6	77	MARESCI Stefano	ITA	42.924	+0.288	
7	83	DE SOUZA Elton	FRA	41.666	+0.244	
8	67	KAO Mao-Chieh	TPE	43.118	+0.482	FS1

Quarterfinal

9	68	HUANG Yu-Lin	TPE	42.137	+0.151	
10	81	DIAS Martyn	POR	42.817	+1.530	
11	82	MARREIROS Diogo	POR	42.993	+0.318	
12	88	NALDER Antony	NZL	43.160	+0.302	
13	74	CAPPELLANO Ezequiel Eduardo	ARG	43.042	+0.367	
14	93	SWIATEK Jan	POL	44.050	+2.064	FS1
15	92	OFICJALSKI Gawel	POL	DSQ		TF

	79	JIMENEZ Andres Mauricio	COL	DSQ		SF
--	----	-------------------------	-----	------------	--	----

Chief Referee

President of STC


Secretary

.....

.....

.....

Legend:
DSQ Disqualified

Timing and Results provided by  **TISSOT**



Medallists

Medal	Name	NOC
GOLD	ALBRECHT Simon	GER - Germany
SILVER	GUZMAN Jhoan	VEN - Venezuela
BRONZE	SILVA SANTIBANEZ Lucas	CHI - Chile



Start List

Bib	Name	NOC Code	Remarks
Heat 1			
85	ALBRECHT Simon	GER	
87	SILVA SANTIBANEZ Lucas	CHI	
76	GUZMAN Jhoan	VEN	
79	JIMENEZ Andres Mauricio	COL	

Chief Referee

President of STC

Secretary

.....

.....

.....

Timing and Results provided by  **TISSOT**



Official Results

Rank	Bib	Name	NOC Code	Time	Time Behind	Remarks
Heat 1						
1	85	ALBRECHT Simon	GER	41.687	0.000	
2	76	GUZMAN Jhoan	VEN	41.785	+0.098	
3	87	SILVA SANTIBANEZ Lucas	CHI	41.905	+0.218	
	79	JIMENEZ Andres Mauricio	COL	DSQ		SF

Chief Referee

President of STC


Secretary

.....

.....

.....

Legend:
DSQ Disqualified

Timing and Results provided by  **TISSOT**



Start List

Bib	Name	NOC Code	Remarks
-----	------	----------	---------

Heat 1

77	MARESCHI Stefano	ITA	
85	ALBRECHT Simon	GER	
67	KAO Mao-Chieh	TPE	
76	GUZMAN Jhoan	VEN	

Heat 2

83	DE SOUZA Elton	FRA	
84	LE PIVERT Gwendal	FRA	
87	SILVA SANTIBANEZ Lucas	CHI	
79	JIMENEZ Andres Mauricio	COL	

Chief Referee

President of CEC

Secretary

.....

.....

.....

Timing and Results provided by  **TISSOT**



Official Results

Rank	Bib	Name	NOC Code	Time	Time Behind	Remarks
------	-----	------	----------	------	-------------	---------

Heat 1

1	85	ALBRECHT Simon	GER	42.636	0.000 Q	
2	76	GUZMAN Jhoan	VEN	42.813	+0.177 Q	
3	77	MARESCHI Stefano	ITA	42.924	+0.288	
4	67	KAO Mao-Chieh	TPE	43.118	+0.482	FS1

Heat 2

1	87	SILVA SANTIBANEZ Lucas	CHI	41.422	0.000 Q	FS1
2	79	JIMENEZ Andres Mauricio	COL	41.453	+0.031 Q	FS1
3	84	LE PIVERT Gwendal	FRA	41.466	+0.044	
4	83	DE SOUZA Elton	FRA	41.666	+0.244	

Chief Referee

President of STC


Secretary

.....

.....

.....

Legend: Q Qualified

Timing and Results provided by  **TISSOT**



THE WORLD GAMES
WROCLAW 2017

Millenium Park

SAT 22 JUL 2017
Start Time: 10:20

Speed Skating Track

Men's Sprint 500m

Quarterfinals



Start List

Bib	Name	NOC Code	Remarks
Heat 1			
88	NALDER Antony	NZL	
77	MARESCHI Stefano	ITA	
67	KAO Mao-Chieh	TPE	
Heat 2			
83	DE SOUZA Elton	FRA	
87	SILVA SANTIBANEZ Lucas	CHI	
68	HUANG Yu-Lin	TPE	
93	SWIATEK Jan	POL	
Heat 3			
84	LE PIVERT Gwendal	FRA	
79	JIMENEZ Andres Mauricio	COL	
81	DIAS Martyn	POR	
92	OFICJALSKI Gaweł	POL	
Heat 4			
85	ALBRECHT Simon	GER	
74	CAPPELLANO Ezequiel Eduardo	ARG	
82	MARREIROS Diogo	POR	
76	GUZMAN Jhoan	VEN	

Chief Referee

President of CEC

Secretary

.....

.....

.....

Timing and Results provided by TISSOT



Official Results

Rank	Bib	Name	NOC Code	Time	Time Behind	Remarks
Heat 1						
1	77	MARESCHI Stefano	ITA	42.858	0.000 Q	
2	67	KAO Mao-Chieh	TPE	42.937	+0.079 Q	
3	88	NALDER Antony	NZL	43.160	+0.302	
Heat 2						
1	83	DE SOUZA Elton	FRA	41.986	0.000 Q	
2	87	SILVA SANTIBANEZ Lucas	CHI	41.990	+0.004 Q	
3	68	HUANG Yu-Lin	TPE	42.137	+0.151	
4	93	SWIATEK Jan	POL	44.050	+2.064	FS1
Heat 3						
1	84	LE PIVERT Gwendal	FRA	41.287	0.000 Q	
2	79	JIMENEZ Andres Mauricio	COL	41.386	+0.099 Q	FS1
3	81	DIAS Martyn	POR	42.817	+1.530	
4	92	OFICJALSKI Gawel	POL	DSQ		TF
Heat 4						
1	85	ALBRECHT Simon	GER	42.675	0.000 Q	
2	76	GUZMAN Jhoan	VEN	42.810	+0.135 Q	
3	82	MARREIROS Diogo	POR	42.993	+0.318	
4	74	CAPPELLANO Ezequiel Eduardo	ARG	43.042	+0.367	

Chief Referee

President of STC


Secretary

.....

.....

.....

Legend:	DSQ Disqualified	Q Qualified
----------------	-------------------------	--------------------

Timing and Results provided by  **TISSOT**

RESULTS BOOK



Speed Skating Track Men's Sprint 1,000m



THE WORLD GAMES
WROCLAW 2017

T+TISSOT



Official Final Results

Rank	Bib	Name	NOC Code	Time	Time Behind	Remarks
Final						
1	79	JIMENEZ Andres Mauricio	COL	1:24.056	0.000	
2	89	SWINGS Bart	BEL	1:24.090	+0.034	
3	83	DE SOUZA Elton	FRA	1:24.112	+0.056	
4	76	GUZMAN Jhoan	VEN	1:24.389	+0.333	
5	82	MARREIROS Diogo	POR	1:24.851	+0.795	
6	69	PAEZ Milke Alejandro	MEX	1:25.372	+1.316	
7	65	MICHAEL Peter	NZL	1:25.684	+1.628	
8	84	LE PIVERT Gwendal	FRA	1:29.583	+5.527	

Semifinal						
9	71	SON Geunseong	KOR	1:22.738	+0.559	
10	80	FERNANDEZ Ewen	FRA	1:22.823	+0.486	
11	77	MARESCHI Stefano	ITA	1:22.928	+0.749	
12	90	PEULA Patxi	ESP	1:23.005	+0.668	
13	70	KEN Kuwada	ARG	1:23.088	+0.751	
14	78	NIERO Daniel	ITA	1:23.269	+0.932	
15	72	WENGER Livio	SUI	1:23.684	+1.505	
16	74	CAPPELLANO Ezequiel Eduardo	ARG	1:24.762	+2.583	

Quarterfinal						
17	81	DIAS Martyn	POR	1:25.012	+1.073	
18	88	NALDER Antony	NZL	1:25.148	+1.209	
19	93	SWIATEK Jan	POL	1:29.605	+6.645	
20	68	HUANG Yu-Lin	TPE	DNF		
21	87	SILVA SANTIBANEZ Lucas	CHI	DNS		
22	92	OFICJALSKI Gawel	POL	DNS		
23	85	ALBRECHT Simon	GER	DNS		
24	86	RIJNHEN Felix	GER	DNS		
25	67	KAO Mao-Chieh	TPE	DNS		
26	66	BOLANOS VILLACORTE Jorge David	ECU	DNS		
27	91	CIEZKI Pawel	POL	DNS		

Chief Referee

President of STC


Secretary

.....

.....

.....

Legend:	DNF Did Not Finish	DNS Did Not Start
----------------	---------------------------	--------------------------

Timing and Results provided by  **TISSOT**



Medallists

Medal	Name	NOC
GOLD	JIMENEZ Andres Mauricio	COL - Colombia
SILVER	SWINGS Bart	BEL - Belgium
BRONZE	DE SOUZA Elton	FRA - France



Start List

Bib	Name	NOC Code	Remarks
Heat 1			
65	MICHAEL Peter	NZL	
79	JIMENEZ Andres Mauricio	COL	
83	DE SOUZA Elton	FRA	
84	LE PIVERT Gwendal	FRA	
89	SWINGS Bart	BEL	
76	GUZMAN Jhoan	VEN	
69	PAEZ Milke Alejandro	MEX	
82	MARREIROS Diogo	POR	

Chief Referee


President of STC

Secretary

.....

.....

.....

Timing and Results provided by  **TISSOT**



Official Results

Rank	Bib	Name	NOC Code	Time	Time Behind	Remarks
Heat 1						
1	79	JIMENEZ Andres Mauricio	COL	1:24.056	0.000	
2	89	SWINGS Bart	BEL	1:24.090	+0.034	
3	83	DE SOUZA Elton	FRA	1:24.112	+0.056	
4	76	GUZMAN Jhoan	VEN	1:24.389	+0.333	
5	82	MARREIROS Diogo	POR	1:24.851	+0.795	
6	69	PAEZ Milke Alejandro	MEX	1:25.372	+1.316	
7	65	MICHAEL Peter	NZL	1:25.684	+1.628	
8	84	LE PIVERT Gwendal	FRA	1:29.583	+5.527	

Chief Referee


President of STC

Secretary

.....

.....

.....

Timing and Results provided by  **TISSOT**



THE WORLD GAMES
WROCLAW 2017

Millenium Park

SUN 23 JUL 2017
Start Time: 10:20

Speed Skating Track

Men's Sprint 1,000m

Semifinals



Start List

Bib	Name	NOC Code	Remarks
Heat 1			
89	SWINGS Bart	BEL	
79	JIMENEZ Andres Mauricio	COL	
76	GUZMAN Jhoan	VEN	
80	FERNANDEZ Ewen	FRA	
70	KEN Kuwada	ARG	
78	NIERO Daniel	ITA	
69	PAEZ Milke Alejandro	MEX	
90	PEULA Patxi	ESP	
Heat 2			
84	LE PIVERT Gwendal	FRA	
65	MICHAEL Peter	NZL	
83	DE SOUZA Elton	FRA	
77	MARESCHI Stefano	ITA	
72	WENGER Livio	SUI	
82	MARREIROS Diogo	POR	
71	SON Geunseong	KOR	
74	CAPPELLANO Ezequiel Eduardo	ARG	

Chief Referee

President of STC

Secretary

.....

.....

.....

Timing and Results provided by TISSOT

RSTMSPR1000-----SFNL-----_C51B 1.0

Report Created SUN 23 JUL 2017 09:59

Page 1 / 1





Official Results

Rank	Bib	Name	NOC Code	Time	Time Behind	Remarks
------	-----	------	----------	------	-------------	---------

Heat 1

1	79	JIMENEZ Andres Mauricio	COL	1:22.337	0.000 Q	
2	89	SWINGS Bart	BEL	1:22.371	+0.034 Q	
3	76	GUZMAN Jhoan	VEN	1:22.396	+0.059 Q	
4	69	PAEZ Milke Alejandro	MEX	1:22.534	+0.197 Q	
5	80	FERNANDEZ Ewen	FRA	1:22.823	+0.486	
6	90	PEULA Patxi	ESP	1:23.005	+0.668	
7	70	KEN Kuwada	ARG	1:23.088	+0.751	
8	78	NIERO Daniel	ITA	1:23.269	+0.932	

Heat 2

1	65	MICHAEL Peter	NZL	1:22.179	0.000 Q	
2	83	DE SOUZA Elton	FRA	1:22.230	+0.051 Q	
3	84	LE PIVERT Gwendal	FRA	1:22.343	+0.164 Q	
4	82	MARREIROS Diogo	POR	1:22.626	+0.447 Q	
5	71	SON Geunseong	KOR	1:22.738	+0.559	
6	77	MARESCHI Stefano	ITA	1:22.928	+0.749	
7	72	WENGER Livio	SUI	1:23.684	+1.505	
8	74	CAPPELLANO Ezequiel Eduardo	ARG	1:24.762	+2.583	

Chief Referee

President of STC

Secretary


.....

.....

.....

Legend:

Q Qualified

Timing and Results provided by  **TISSOT**



Start List

Bib	Name	NOC Code	Remarks
Heat 1			
65	MICHAEL Peter	NZL	
70	KEN Kuwada	ARG	
74	CAPPELLANO Ezequiel Eduardo	ARG	
68	HUANG Yu-Lin	TPE	
66	BOLANOS VILLACORTE Jorge David	ECU	
72	WENGER Livio	SUI	
91	CIEZKI Pawel	POL	
Heat 2			
88	NALDER Antony	NZL	
86	RIJNHEN Felix	GER	
79	JIMENEZ Andres Mauricio	COL	
67	KAO Mao-Chieh	TPE	
81	DIAS Martyn	POR	
90	PEULA Patxi	ESP	
92	OFICJALSKI Gawel	POL	
Heat 3			
84	LE PIVERT Gwendal	FRA	
85	ALBRECHT Simon	GER	
71	SON Geunseong	KOR	
78	NIERO Daniel	ITA	
82	MARREIROS Diogo	POR	
69	PAEZ Milke Alejandro	MEX	
93	SWIATEK Jan	POL	
Heat 4			
83	DE SOUZA Elton	FRA	
80	FERNANDEZ Ewen	FRA	
87	SILVA SANTIBANEZ Lucas	CHI	
77	MARESCHI Stefano	ITA	
76	GUZMAN Jhoan	VEN	
89	SWINGS Bart	BEL	

Chief Referee


President of STC

Secretary

.....

.....

.....

Timing and Results provided by  TISSOT



Official Results

Rank	Bib	Name	NOC Code	Time	Time Behind	Remarks
Heat 1						
1	65	MICHAEL Peter	NZL	1:23.090	0.000 Q	
2	70	KEN Kuwada	ARG	1:23.205	+0.115 Q	
3	72	WENGER Livio	SUI	1:23.454	+0.364 Q	FS1
4	74	CAPPELLANO Ezequiel Eduardo	ARG	1:24.153	+1.063 Q	
5	68	HUANG Yu-Lin	TPE	DNF		
	66	BOLANOS VILLACORTE Jorge David	ECU	DNS		
	91	CIEZKI Pawel	POL	DNS		

Heat 2						
1	79	JIMENEZ Andres Mauricio	COL	1:23.939	0.000 Q	
2	90	PEULA Patxi	ESP	1:24.948	+1.009 Q	
3	81	DIAS Martyn	POR	1:25.012	+1.073	
4	88	NALDER Antony	NZL	1:25.148	+1.209	
	67	KAO Mao-Chieh	TPE	DNS		
	86	RIJNHEN Felix	GER	DNS		
	92	OFICJALSKI Gawel	POL	DNS		

Heat 3						
1	84	LE PIVERT Gwendal	FRA	1:22.960	0.000 Q	
2	82	MARREIROS Diogo	POR	1:23.522	+0.562 Q	
3	78	NIERO Daniel	ITA	1:23.655	+0.695 Q	
4	69	PAEZ Milke Alejandro	MEX	1:23.911	+0.951 Q	
5	71	SON Geunseong	KOR	1:23.973	+1.013 Q	
6	93	SWIATEK Jan	POL	1:29.605	+6.645	
	85	ALBRECHT Simon	GER	DNS		

Heat 4						
1	89	SWINGS Bart	BEL	1:22.449	0.000 Q	
2	76	GUZMAN Jhoan	VEN	1:22.661	+0.212 Q	
3	83	DE SOUZA Elton	FRA	1:22.811	+0.362 Q	
4	77	MARESCHI Stefano	ITA	1:22.951	+0.502 Q	
5	80	FERNANDEZ Ewen	FRA	1:23.099	+0.650 Q	
	87	SILVA SANTIBANEZ Lucas	CHI	DNS		

Chief Referee

President of STC


Secretary

.....

.....

.....

Legend:	DNF Did Not Finish	DNS Did Not Start	Q Qualified
----------------	---------------------------	--------------------------	--------------------

Timing and Results provided by  **TISSOT**

RESULTS BOOK



Speed Skating Track Men's Point Elimination 10,000m



THE WORLD GAMES
WROCLAW 2017

T+TISSOT



Medallists

Medal	Name	NOC
GOLD	KEN Kuwada	ARG - Argentina
SILVER	WENGER Livio	SUI - Switzerland
BRONZE	PAEZ Milke Alejandro	MEX - Mexico



THE WORLD GAMES
WROCLAW 2017

Millenium Park

SAT 22 JUL 2017
Start Time: 19:00

Speed Skating Track

Men's Point Elimination 10,000m

Final



Start List

Number of Competitors: 22, Number of Nations: 16

Bib	Name	NOC Code	Remarks
70	KEN Kuwada	ARG	
89	SWINGS Bart	BEL	
79	JIMENEZ Andres Mauricio	COL	
66	BOLANOS VILLACORTE Jorge David	ECU	
90	PEULA Patxi	ESP	
80	FERNANDEZ Ewen	FRA	
83	DE SOUZA Elton	FRA	
85	ALBRECHT Simon	GER	
86	RIJNHEN Felix	GER	
77	MARESCHI Stefano	ITA	
78	NIERO Daniel	ITA	
71	SON Geunseong	KOR	
69	PAEZ Milke Alejandro	MEX	
65	MICHAEL Peter	NZL	
88	NALDER Antony	NZL	
91	CIEZKI Pawel	POL	
93	SWIATEK Jan	POL	
81	DIAS Martyn	POR	
82	MARREIROS Diogo	POR	
72	WENGER Livio	SUI	
68	HUANG Yu-Lin	TPE	
73	MIRENA Julio	VEN	



THE WORLD GAMES
WROCLAW 2017

Millenium Park

SAT 22 JUL 2017
Start Time: 19:00

Speed Skating Track

Men's Point Elimination 10,000m

Final



Official Results

Rank	Bib	Name	NOC Code	Points in Race	Discipline
1	70	KEN Kuwada	ARG	13	
2	72	WENGER Livio	SUI	11	
3	69	PAEZ Milke Alejandro	MEX	9	
4	80	FERNANDEZ Ewen	FRA	7	
5	78	NIERO Daniel	ITA	5	
6	66	BOLANOS VILLACORTE Jorge David	ECU	5	
7	86	RIJNHEN Felix	GER	4	
8	77	MARESCHI Stefano	ITA	2	
9	90	PEULA Patxi	ESP	1	
10	82	MARREIROS Diogo	POR		
11	65	MICHAEL Peter	NZL	REL	
12	89	SWINGS Bart	BEL	REL	
13	68	HUANG Yu-Lin	TPE	REL	
	83	DE SOUZA Elton	FRA	DNF	
	88	NALDER Antony	NZL	DNF	
	71	SON Geunseong	KOR	DNF	
	73	MIRENA Julio	VEN	DNF	
	81	DIAS Martyn	POR	DNF	
	91	CIEZKI Pawel	POL	DNF	
	79	JIMENEZ Andres Mauricio	COL	DNS	
	85	ALBRECHT Simon	GER	DNS	
	93	SWIATEK Jan	POL	DNS	

Time of the Race: 15:00.785

Competitors/NOCs					
Entries	Ranked	DNS	DNF	DSQ	DQB
22/16	13	3	6		

Chief Referee

President of STC

Secretary

Legend:

DNF Did Not Finish
DSQ Disqualified

DNS Did Not Start
REL

DQB Disqualified for unsportsmanlike behaviour

Timing and Results provided by **TISSOT**

RESULTS BOOK



Speed Skating Track Men's Elimination Race 15,000m



THE WORLD GAMES
WROCLAW 2017

T+TISSOT



Medallists

Medal	Name	NOC
GOLD	DE SOUZA Elton	FRA - France
SILVER	RIJNHEN Felix	GER - Germany
BRONZE	MICHAEL Peter	NZL - New Zealand



THE WORLD GAMES
WROCLAW 2017

Millenium Park

SUN 23 JUL 2017
Start Time: 17:10

Speed Skating Track

Men's Elimination Race 15,000m

Final



Start List

Number of Competitors: 22, Number of Nations: 16

Bib	Name	NOC Code	Remarks
70	KEN Kuwada	ARG	
89	SWINGS Bart	BEL	
79	JIMENEZ Andres Mauricio	COL	
66	BOLANOS VILLACORTE Jorge David	ECU	
90	PEULA Patxi	ESP	
80	FERNANDEZ Ewen	FRA	
83	DE SOUZA Elton	FRA	
85	ALBRECHT Simon	GER	
86	RIJNHEN Felix	GER	
77	MARESCHI Stefano	ITA	
78	NIERO Daniel	ITA	
71	SON Geunseong	KOR	
69	PAEZ Milke Alejandro	MEX	
65	MICHAEL Peter	NZL	
88	NALDER Antony	NZL	
91	CIEZKI Pawel	POL	
93	SWIATEK Jan	POL	
81	DIAS Martyn	POR	
82	MARREIROS Diogo	POR	
72	WENGER Livio	SUI	
68	HUANG Yu-Lin	TPE	
73	MIRENA Julio	VEN	



THE WORLD GAMES
WROCLAW 2017

Millenium Park

SUN 23 JUL 2017
Start Time: 17:30

Speed Skating Track

Men's Elimination Race 15,000m

Final



Official Results

Rank	Bib	Name	NOC Code	Avg Speed (km/h)	Time	Time Behind	Discipline
1	83	DE SOUZA Elton	FRA	38.799	23:11.759	0.000	
2	86	RIJNHEN Felix	GER	38.765	23:12.992	+1.233	FS1
3	65	MICHAEL Peter	NZL	38.420	23:25.506	+13.747	
4	80	FERNANDEZ Ewen	FRA	38.411	23:25.832	+14.073	
5	78	NIERO Daniel	ITA	38.392	23:26.510	+14.751	
6	89	SWINGS Bart	BEL		REL		
7	90	PEULA Patxi	ESP		REL		
8	77	MARESCHI Stefano	ITA		REL		
9	70	KEN Kuwada	ARG		REL		
10	66	BOLANOS VILLACORTE Jorge David	ECU		REL		
11	72	WENGER Livio	SUI		REL		
12	88	NALDER Antony	NZL		REL		
13	71	SON Geunseong	KOR		REL		
14	68	HUANG Yu-Lin	TPE		REL		
15	73	MIRENA Julio	VEN		DNF		
16	82	MARREIROS Diogo	POR		DNF		
17	91	CIEZKI Pawel	POL		DNF		
18	81	DIAS Martyn	POR		DNF		
19	93	SWIATEK Jan	POL		DNF		
	69	PAEZ Milke Alejandro	MEX		DNS		
	79	JIMENEZ Andres Mauricio	COL		DNS		
	85	ALBRECHT Simon	GER		DNS		

Competitors/NOCs					
Entries	Ranked	DNS	DNF	DSQ	DQB
22/16	19	3	5		

Chief Referee

President of STC

Secretary

Legend:
DNF Did Not Finish **DNS** Did Not Start **DQB** Disqualified for unsportsmanlike behaviour
DSQ Disqualified **REL**

Timing and Results provided by **TISSOT**

RESULTS BOOK



Speed Skating Track Women's Time Trial 300m



THE WORLD GAMES
WROCLAW 2017

T+TISSOT



Official Final Results

Rank	Bib	Name	NOC Code	Time	Time Behind	Qualification Time	Remarks
Final							
1	26	PAJARO Geiny Carmela	COL	26.453	0.000	26.755	
2	20	AN Yi Seul	KOR	26.529	+0.076	26.655	
3	34	TAS Sandrine	BEL	26.544	+0.091	26.904	
4	16	MOYA Maria	CHI	26.738	+0.285	26.910	
5	29	SCHIMEK Laethisia	GER	26.978	+0.525	27.089	
6	23	BERBEL ALT Rocio	ARG	26.998	+0.545	27.246	
7	22	BONGIORNO Giulia	ITA	27.073	+0.620	27.252	
8	1	YANG Ho-Chen	TPE	27.137	+0.684	26.922	
9	32	JACKSON Erin	USA	27.183	+0.730	27.019	
10	18	LI Meng-Chu	TPE	27.213	+0.760	27.132	
11	24	VIVAS Solimar	VEN	27.456	+1.003	27.071	
12	4	FACTOS Ingrid	ECU	DSQ		27.183	TF

Qualification							
13	21	BONECHI Giulia	ITA	27.293	+0.638	27.293	
14	35	VOS Anke	BEL	27.404	+0.749	27.404	
15	17	THUM Mareike	GER	27.439	+0.784	27.439	
16	36	JEONG Eunhae	KOR	27.487	+0.832	27.487	
17	33	POSADA Sheila	ESP	27.602	+0.947	27.602	
18	39	GLAMKOWSKA Aleksandra	POL	28.692	+2.037	28.692	
19	38	GOSS Aleksandra	POL	DNS			

Chief Referee

President of STC

Secretary

.....

.....

.....

Legend:

DNS Did Not Start

DSQ Disqualified

Timing and Results provided by TISSOT



Medallists

Medal	Name	NOC
GOLD	PAJARO Geiny Carmela	COL - Colombia
SILVER	AN Yi Seul	KOR - Republic of Korea
BRONZE	TAS Sandrine	BEL - Belgium



THE WORLD GAMES
WROCLAW 2017

Millenium Park

FRI 21 JUL 2017
Start Time: 16:30

Speed Skating Track

Women's Time Trial 300m

Final



Start List

Number of Competitors: 12, Number of Nations: 11

Bib	Name	NOC Code	Remarks
22	BONGIORNO Giulia	ITA	
23	BERBEL ALT Rocio	ARG	
4	FACTOS Ingrid	ECU	
18	LI Meng-Chu	TPE	
29	SCHIMEK Laethisia	GER	
24	VIVAS Solimar	VEN	
32	JACKSON Erin	USA	
1	YANG Ho-Chen	TPE	
16	MOYA Maria	CHI	
34	TAS Sandrine	BEL	
26	PAJARO Geiny Carmela	COL	
20	AN Yi Seul	KOR	



THE WORLD GAMES
WROCLAW 2017

Millenium Park

FRI 21 JUL 2017
Start Time: 16:30

Speed Skating Track

Women's Time Trial 300m

Final



Official Results

Rank	Bib	Name	NOC Code	Avg Speed (km/h)	Time	Time Behind	Discipline
1	26	PAJARO Geiny Carmela	COL	40.827	26.453	0.000	
2	20	AN Yi Seul	KOR	40.710	26.529	+0.076	
3	34	TAS Sandrine	BEL	40.687	26.544	+0.091	
4	16	MOYA Maria	CHI	40.391	26.738	+0.285	
5	29	SCHIMEK Laethisia	GER	40.032	26.978	+0.525	
6	23	BERBEL ALT Rocio	ARG	40.002	26.998	+0.545	
7	22	BONGIORNO Giulia	ITA	39.892	27.073	+0.620	
8	1	YANG Ho-Chen	TPE	39.798	27.137	+0.684	
9	32	JACKSON Erin	USA	39.730	27.183	+0.730	
10	18	LI Meng-Chu	TPE	39.686	27.213	+0.760	
11	24	VIVAS Solimar	VEN	39.335	27.456	+1.003	
12	4	FACTOS Ingrid	ECU		DSQ		TF

Competitors/NOCs					
Entries	Ranked	DNS	DNF	DSQ	DQB
19/13	12			1	

Chief Referee

President of STC

Secretary

Legend:

DNF Did Not Finish
DSQ Disqualified

DNS Did Not Start

DQB Disqualified for unsportsmanlike behaviour

Timing and Results provided by TISSOT



THE WORLD GAMES
WROCLAW 2017

Millenium Park

FRI 21 JUL 2017
Start Time: 9:00

Speed Skating Track

Women's Time Trial 300m

Qualification



Start List

Number of Competitors: 19, Number of Nations: 13

Bib	Name	NOC Code	Remarks
39	GLAMKOWSKA Aleksandra	POL	
35	VOS Anke	BEL	
18	LI Meng-Chu	TPE	
29	SCHIMEK Laethisia	GER	
22	BONGIORNO Giulia	ITA	
36	JEONG Eunchoe	KOR	
38	GOSS Aleksandra	POL	
24	VIVAS Solimar	VEN	
4	INGRID Factos	ECU	
33	POSADA Sheila	ESP	
34	TAS Sandrine	BEL	
1	YANG Ho-Chen	TPE	
32	JACKSON Erin	USA	
17	THUM Mareike	GER	
21	BONECHI Giulia	ITA	
16	MOYA Maria	CHI	
20	AN Yi Seul	KOR	
23	BERBEL ALT Rocio	ARG	
26	PAJARO Geiny Carmela	COL	



THE WORLD GAMES
WROCLAW 2017

Millenium Park

FRI 21 JUL 2017
Start Time: 9:00

Speed Skating Track

Women's Time Trial 300m

Qualification



Official Results

Rank	Bib	Name	NOC Code	Avg Speed (km/h)	Time	Time Behind	Discipline
1	20	AN Yi Seul	KOR	40.517	26.655	0.000	Q
2	26	PAJARO Geiny Carmela	COL	40.366	26.755	+0.100	Q
3	34	TAS Sandrine	BEL	40.142	26.904	+0.249	Q
4	16	MOYA Maria	CHI	40.133	26.910	+0.255	Q
5	1	YANG Ho-Chen	TPE	40.115	26.922	+0.267	Q
6	32	JACKSON Erin	USA	39.971	27.019	+0.364	Q
7	24	VIVAS Solimar	VEN	39.895	27.071	+0.416	Q
8	29	SCHIMEK Laethisia	GER	39.868	27.089	+0.434	Q
9	18	LI Meng-Chu	TPE	39.805	27.132	+0.477	Q
10	4	INGRID Factos	ECU	39.730	27.183	+0.528	Q
11	23	BERBEL ALT Rocio	ARG	39.638	27.246	+0.591	Q
12	22	BONGIORNO Giulia	ITA	39.630	27.252	+0.597	Q
13	21	BONECHI Giulia	ITA	39.570	27.293	+0.638	
14	35	VOS Anke	BEL	39.410	27.404	+0.749	
15	17	THUM Mareike	GER	39.360	27.439	+0.784	
16	36	JEONG Eunhae	KOR	39.291	27.487	+0.832	
17	33	POSADA Sheila	ESP	39.127	27.602	+0.947	
18	39	GLAMKOWSKA Aleksandra	POL	37.641	28.692	+2.037	
	38	GOSS Aleksandra	POL		DNS		

Competitors/NOCs					
Entries	Ranked	DNS	DNF	DSQ	DQB
19/13	18	1			

Chief Referee

President of STC

Secretary

Legend:
DNF Did Not Finish **DNS** Did Not Start **DQB** Disqualified for unsportsmanlike behaviour
DSQ Disqualified

Timing and Results provided by **TISSOT**

RSTWTRIAL300-----QUAL000001--_C73A 3.0

Report Created FRI 21 JUL 2017 10:12

Page 1 / 1



RESULTS BOOK



Speed Skating Track Women's Sprint 500m



THE WORLD GAMES
WROCLAW 2017

T+TISSOT



Official Final Results

Rank	Bib	Name	NOC Code	Time	Time Behind	Remarks
------	-----	------	----------	------	-------------	---------

Final

1	21	BONECHI Giulia	ITA	44.124	0.000	
2	27	ARIAS Fabriana	COL	44.240	+0.116	
3	22	BONGIORNO Giulia	ITA	44.274	+0.150	
4	1	YANG Ho-Chen	TPE	44.443	+0.319	

Semifinal

5	23	BERBEL ALT Rocio	ARG	45.480	+0.174	
6	33	POSADA Sheila	ESP	45.666	+0.360	
7	20	AN Yi Seul	KOR	DNF		
7	32	JACKSON Erin	USA	DNF		

Quarterfinal

9	29	SCHIMEK Laethisia	GER	44.394	+0.191	
10	35	VOS Anke	BEL	44.602	+0.091	FS1
11	4	FACTOS Ingrid	ECU	45.286	+0.324	FS1
12	18	LI Meng-Chu	TPE	45.851	+0.479	
13	24	VIVAS Solimar	VEN	44.497	+0.294	
14	16	MOYA Maria	CHI	45.311	+0.349	
15	25	LOLLOBRIGIDA Giulia	ITA	47.753	+2.381	
16	36	JEONG Eunghae	KOR	44.547	+0.344	FS1
17	39	GLAMKOWSKA Aleksandra	POL	47.919	+2.957	
18	40	GACH Sonia	POL	50.255	+4.883	FS1
19	38	GOSS Aleksandra	POL	46.183	+1.980	FS1
20	26	PAJARO Geiny Carmela	COL	DNF		
20	31	HALBOUT Clemence	FRA	DNF		
22	30	TRASLAVINA LOPEZ Alejandra	CHI	DNS		
22	17	THUM Mareike	GER	DNS		

Chief Referee

President of STC

Secretary

.....


.....

.....

Legend:

DNF Did Not Finish

DNS Did Not Start

Timing and Results provided by  **TISSOT**



Medallists

Medal	Name	NOC
GOLD	BONECHI Giulia	ITA - Italy
SILVER	ARIAS Fabiana	COL - Colombia
BRONZE	BONGIORNO Giulia	ITA - Italy



Start List

Bib	Name	NOC Code	Remarks
Heat 1			
21	BONECHI Giulia	ITA	
27	ARIAS Fabiana	COL	
22	BONGIORNO Giulia	ITA	
1	YANG Ho-Chen	TPE	

Chief Referee


President of STC

Secretary

.....

.....

.....

Timing and Results provided by  **TISSOT**



Official Results

Rank	Bib	Name	NOC Code	Time	Time Behind	Remarks
Heat 1						
1	21	BONECHI Giulia	ITA	44.124	0.000	
2	27	ARIAS Fabiana	COL	44.240	+0.116	
3	22	BONGIORNO Giulia	ITA	44.274	+0.150	
4	1	YANG Ho-Chen	TPE	44.443	+0.319	

Chief Referee


President of STC

Secretary

.....

.....

.....

Timing and Results provided by  **TISSOT**



Official Results

Rank	Bib	Name	NOC Code	Time	Time Behind	Remarks
------	-----	------	----------	------	-------------	---------

Heat 1

1	21	BONECHI Giulia	ITA	45.404	0.000 Q	
2	22	BONGIORNO Giulia	ITA	45.787	+0.383 Q	
	20	AN Yi Seul	KOR	DNF		
	32	JACKSON Erin	USA	DNF		

Heat 2

1	27	ARIAS Fabiana	COL	45.306	0.000 Q	
2	1	YANG Ho-Chen	TPE	45.391	+0.085 Q	
3	23	BERBEL ALT Rocio	ARG	45.480	+0.174	
4	33	POSADA Sheila	ESP	45.666	+0.360	

Chief Referee

President of STC


Secretary

.....

.....

.....

Legend:	
DNF	Did Not Finish
Q	Qualified

Timing and Results provided by  TISSOT



Start List

Bib	Name	NOC Code	Remarks
Heat 1			
26	PAJARO Geiny Carmela	COL	
21	BONECHI Giulia	ITA	
22	BONGIORNO Giulia	ITA	
35	VOS Anke	BEL	
31	HALBOUT Clemence	FRA	
Heat 2			
27	ARIAS Fabiana	COL	
30	TRASLAVINA LOPEZ Alejandra	CHI	
25	LOLLOBRIGIDA Giulia	ITA	
18	LI Meng-Chu	TPE	
33	POSADA Sheila	ESP	
40	GACH Sonia	POL	
Heat 3			
23	BERBEL ALT Rocio	ARG	
16	MOYA Maria	CHI	
17	THUM Mareike	GER	
1	YANG Ho-Chen	TPE	
4	FACTOS Ingrid	ECU	
39	GLAMKOWSKA Aleksandra	POL	
Heat 4			
20	AN Yi Seul	KOR	
36	JEONG Eunhae	KOR	
29	SCHIMEK Laethisia	GER	
32	JACKSON Erin	USA	
24	VIVAS Solimar	VEN	
38	GOSS Aleksandra	POL	

Chief Referee


President of CEC

Secretary

.....

.....

.....

Timing and Results provided by  **TISSOT**



Official Results

Rank	Bib	Name	NOC Code	Time	Time Behind	Remarks
Heat 1						
1	21	BONECHI Giulia	ITA	44.511	0.000 Q	
2	22	BONGIORNO Giulia	ITA	44.581	+0.070 Q	
3	35	VOS Anke	BEL	44.602	+0.091	FS1
	26	PAJARO Geiny Carmela	COL	DNF		
	31	HALBOUT Clemence	FRA	DNF		
Heat 2						
1	27	ARIAS Fabriana	COL	45.372	0.000 Q	
2	33	POSADA Sheila	ESP	45.483	+0.111 Q	
3	18	LI Meng-Chu	TPE	45.851	+0.479	
4	25	LOLLOBRIGIDA Giulia	ITA	47.753	+2.381	
5	40	GACH Sonia	POL	50.255	+4.883	FS1
	30	TRASLAVINA LOPEZ Alejandra	CHI	DNS		
Heat 3						
1	23	BERBEL ALT Rocio	ARG	44.962	0.000 Q	
2	1	YANG Ho-Chen	TPE	45.116	+0.154 Q	
3	4	FACTOS Ingrid	ECU	45.286	+0.324	FS1
4	16	MOYA Maria	CHI	45.311	+0.349	
5	39	GLAMKOWSKA Aleksandra	POL	47.919	+2.957	
	17	THUM Mareike	GER	DNS		
Heat 4						
1	20	AN Yi Seul	KOR	44.203	0.000 Q	
2	32	JACKSON Erin	USA	44.281	+0.078 Q	
3	29	SCHIMEK Laethisia	GER	44.394	+0.191	
4	24	VIVAS Solimar	VEN	44.497	+0.294	
5	36	JEONG Eunhae	KOR	44.547	+0.344	FS1
6	38	GOSS Aleksandra	POL	46.183	+1.980	FS1

Chief Referee

President of STC


Secretary

.....

.....

.....

Legend:	DNF Did Not Finish	DNS Did Not Start	Q Qualified
----------------	---------------------------	--------------------------	--------------------

Timing and Results provided by  **TISSOT**

RESULTS BOOK



Speed Skating Track Women's Sprint 1,000m



THE WORLD GAMES
WROCLAW 2017

T+TISSOT



Official Final Results

Rank	Bib	Name	NOC Code	Time	Time Behind	Remarks
Final						
1	34	TAS Sandrine	BEL	1:31.618	0.000	
2	27	ARIAS Fabriana	COL	1:31.861	+0.243	
3	30	TRASLAVINA LOPEZ Alejandra	CHI	1:31.903	+0.285	
4	35	VOS Anke	BEL	1:32.055	+0.437	
5	23	BERBEL ALT Rocio	ARG	1:32.241	+0.623	
6	18	LI Meng-Chu	TPE	1:32.560	+0.942	
7	4	FACTOS Ingrid	ECU	1:33.040	+1.422	
8	26	PAJARO Geiny Carmela	COL	1:37.504	+5.886	

Semifinal						
9	31	HALBOUT Clemence	FRA	1:30.075	+0.753	
10	36	JEONG Eunchoe	KOR	1:30.217	+0.268	
11	37	ANCIN Maite	ESP	1:30.502	+0.553	
12	21	BONECHI Giulia	ITA	1:30.603	+0.654	
13	33	POSADA Sheila	ESP	1:30.697	+1.375	
14	38	GOSS Aleksandra	POL	1:30.875	+0.926	
15	32	JACKSON Erin	USA	1:31.940	+2.618	
16	22	BONGIORNO Giulia	ITA	1:34.359	+4.410	

Quarterfinal						
17	28	POUYDEBAT Juliette	FRA	1:30.480	+0.286	
18	29	SCHIMEK Laethisia	GER	1:30.777	+1.209	
19	25	LOLLOBRIGIDA Giulia	ITA	1:31.439	+1.245	FS1
20	24	VIVAS Solimar	VEN	1:33.304	+3.110	
21	39	GLAMKOWSKA Aleksandra	POL	1:36.595	+7.856	
22	40	GACH Sonia	POL	DNS		
23	16	MOYA Maria	CHI	DNS		
24	17	THUM Mareike	GER	DNS		
25	1	YANG Ho-Chen	TPE	DNS		
26	20	AN Yi Seul	KOR	DSQ		TF

Chief Referee

President of STC


Secretary

.....

.....

.....

Legend:	DNS Did Not Start	DSQ Disqualified
----------------	--------------------------	-------------------------

Timing and Results provided by  **TISSOT**



Medallists

Medal	Name	NOC
GOLD	TAS Sandrine	BEL - Belgium
SILVER	ARIAS Fabiana	COL - Colombia
BRONZE	TRASLAVINA LOPEZ Alejandra	CHI - Chile



Start List

Bib	Name	NOC Code	Remarks
Heat 1			
27	ARIAS Fabiana	COL	
18	LI Meng-Chu	TPE	
34	TAS Sandrine	BEL	
26	PAJARO Geiny Carmela	COL	
35	VOS Anke	BEL	
30	TRASLAVINA LOPEZ Alejandra	CHI	
23	BERBEL ALT Rocio	ARG	
4	FACTOS Ingrid	ECU	

Chief Referee


President of STC

Secretary

.....

.....

.....

Timing and Results provided by  **TISSOT**



Official Results

Rank	Bib	Name	NOC Code	Time	Time Behind	Remarks
Heat 1						
1	34	TAS Sandrine	BEL	1:31.618	0.000	
2	27	ARIAS Fabriana	COL	1:31.861	+0.243	
3	30	TRASLAVINA LOPEZ Alejandra	CHI	1:31.903	+0.285	
4	35	VOS Anke	BEL	1:32.055	+0.437	
5	23	BERBEL ALT Rocio	ARG	1:32.241	+0.623	
6	18	LI Meng-Chu	TPE	1:32.560	+0.942	
7	4	FACTOS Ingrid	ECU	1:33.040	+1.422	
8	26	PAJARO Geiny Carmela	COL	1:37.504	+5.886	

Chief Referee


President of STC

Secretary

.....

.....

.....

Timing and Results provided by  **TISSOT**



Start List

Bib	Name	NOC Code	Remarks
Heat 1			
34	TAS Sandrine	BEL	
27	ARIAS Fabiana	COL	
26	PAJARO Geiny Carmela	COL	
35	VOS Anke	BEL	
4	FACTOS Ingrid	ECU	
33	POSADA Sheila	ESP	
32	JACKSON Erin	USA	
31	HALBOUT Clemence	FRA	
Heat 2			
23	BERBEL ALT Rocio	ARG	
36	JEONG Eunhae	KOR	
21	BONECHI Giulia	ITA	
22	BONGIORNO Giulia	ITA	
37	ANCIN Maite	ESP	
38	GOSS Aleksandra	POL	
18	LI Meng-Chu	TPE	
30	TRASLAVINA LOPEZ Alejandra	CHI	

Chief Referee


President of STC

Secretary

.....

.....

.....

Timing and Results provided by  **TISSOT**



Official Results


Rank	Bib	Name	NOC Code	Time	Time Behind	Remarks
Heat 1						
1	27	ARIAS Fabiana	COL	1:29.322	0.000 Q	
2	34	TAS Sandrine	BEL	1:29.393	+0.071 Q	
3	26	PAJARO Geiny Carmela	COL	1:29.752	+0.430 Q	
4	35	VOS Anke	BEL	1:29.803	+0.481 Q	
5	4	FACTOS Ingrid	ECU	1:29.991	+0.669 Q	
6	31	HALBOUT Clemence	FRA	1:30.075	+0.753	
7	33	POSADA Sheila	ESP	1:30.697	+1.375	
8	32	JACKSON Erin	USA	1:31.940	+2.618	
Heat 2						
1	18	LI Meng-Chu	TPE	1:29.949	0.000 Q	
2	30	TRASLAVINA LOPEZ Alejandra	CHI	1:29.954	+0.005 Q	
3	23	BERBEL ALT Rocio	ARG	1:29.957	+0.008 Q	
4	36	JEONG Eunhae	KOR	1:30.217	+0.268	
5	37	ANCIN Maite	ESP	1:30.502	+0.553	
6	21	BONECHI Giulia	ITA	1:30.603	+0.654	
7	38	GOSS Aleksandra	POL	1:30.875	+0.926	
8	22	BONGIORNO Giulia	ITA	1:34.359	+4.410	

Chief Referee

President of STC

Secretary

Legend:
Q Qualified

Timing and Results provided by  **TISSOT**



Start List

Bib	Name	NOC Code	Remarks
Heat 1			
26	PAJARO Geiny Carmela	COL	
21	BONECHI Giulia	ITA	
22	BONGIORNO Giulia	ITA	
34	TAS Sandrine	BEL	
35	VOS Anke	BEL	
38	GOSS Aleksandra	POL	
39	GLAMKOWSKA Aleksandra	POL	
Heat 2			
27	ARIAS Fabiana	COL	
30	TRASLAVINA LOPEZ Alejandra	CHI	
25	LOLLOBRIGIDA Giulia	ITA	
18	LI Meng-Chu	TPE	
28	POUYDEBAT Juliette	FRA	
24	VIVAS Solimar	VEN	
40	GACH Sonia	POL	
Heat 3			
23	BERBEL ALT Rocio	ARG	
16	MOYA Maria	CHI	
17	THUM Mareike	GER	
1	YANG Ho-Chen	TPE	
31	HALBOUT Clemence	FRA	
4	FACTOS Ingrid	ECU	
Heat 4			
36	JEONG Eunghae	KOR	
20	AN Yi Seul	KOR	
29	SCHIMEK Laethisia	GER	
32	JACKSON Erin	USA	
33	POSADA Sheila	ESP	
37	ANCIN Maite	ESP	

Chief Referee


President of STC

Secretary

.....

.....

.....

Timing and Results provided by  **TISSOT**



Official Results

Rank	Bib	Name	NOC Code	Time	Time Behind	Remarks
Heat 1						
1	34	TAS Sandrine	BEL	1:28.739	0.000 Q	
2	26	PAJARO Geiny Carmela	COL	1:28.964	+0.225 Q	
3	21	BONECHI Giulia	ITA	1:28.994	+0.255 Q	
4	22	BONGIORNO Giulia	ITA	1:29.151	+0.412 Q	
5	35	VOS Anke	BEL	1:29.276	+0.537 Q	
6	38	GOSS Aleksandra	POL	1:29.894	+1.155 Q	
7	39	GLAMKOWSKA Aleksandra	POL	1:36.595	+7.856	
Heat 2						
1	27	ARIAS Fabriana	COL	1:30.194	0.000 Q	
2	18	LI Meng-Chu	TPE	1:30.299	+0.105 Q	
3	30	TRASLAVINA LOPEZ Alejandra	CHI	1:30.425	+0.231 Q	
4	28	POUYDEBAT Juliette	FRA	1:30.480	+0.286	
5	25	LOLLOBRIGIDA Giulia	ITA	1:31.439	+1.245	FS1
6	24	VIVAS Solimar	VEN	1:33.304	+3.110	
	40	GACH Sonia	POL	DNS		
Heat 3						
1	23	BERBEL ALT Rocio	ARG	1:29.529	0.000 Q	
2	4	FACTOS Ingrid	ECU	1:29.600	+0.071 Q	
3	31	HALBOUT Clemence	FRA	1:30.461	+0.932 Q	
	1	YANG Ho-Chen	TPE	DNS		
	16	MOYA Maria	CHI	DNS		
	17	THUM Mareike	GER	DNS		
Heat 4						
1	36	JEONG Eunhae	KOR	1:29.568	0.000 Q	
2	37	ANCIN Maite	ESP	1:29.686	+0.118 Q	
3	33	POSADA Sheila	ESP	1:30.111	+0.543 Q	
4	32	JACKSON Erin	USA	1:30.179	+0.611 Q	
5	29	SCHIMEK Laethisia	GER	1:30.777	+1.209	
	20	AN Yi Seul	KOR	DSQ		TF

Chief Referee

President of STC


Secretary

.....

.....

.....

Legend:	DNS Did Not Start	DSQ Disqualified	Q Qualified
----------------	--------------------------	-------------------------	--------------------

Timing and Results provided by  **TISSOT**

RESULTS BOOK



Speed Skating Track Women's Point Elimination 10,000m



THE WORLD GAMES
WROCLAW 2017

T+TISSOT



Medallists

Medal	Name	NOC
GOLD	ARIAS Fabriana	COL - Colombia
SILVER	TAS Sandrine	BEL - Belgium
BRONZE	YANG Ho-Chen	TPE - Chinese Taipei



THE WORLD GAMES
WROCLAW 2017

Millenium Park

SAT 22 JUL 2017
Start Time: 18:30

Speed Skating Track

Women's Point Elimination 10,000m

Final



Start List

Number of Competitors: 20, Number of Nations: 11

Bib	Name	NOC Code	Remarks
17	THUM Mareike	GER	
1	YANG Ho-Chen	TPE	
18	LI Meng-Chu	TPE	
20	AN Yi Seul	KOR	
25	LOLLOBRIGIDA Giulia	ITA	
26	PAJARO Geiny Carmela	COL	
27	ARIAS Fabriana	COL	
28	POUYDEBAT Juliette	FRA	
29	SCHIMEK Laethisia	GER	
30	TRASLAVINA LOPEZ Alejandra	CHI	
31	HALBOUT Clemence	FRA	
32	JACKSON Erin	USA	
33	POSADA Sheila	ESP	
34	TAS Sandrine	BEL	
35	VOS Anke	BEL	
36	JEONG Eunchoe	KOR	
37	ANCIN Maite	ESP	
38	GOSS Aleksandra	POL	
40	GACH Sonia	POL	
21	BONECHI Giulia	ITA	



THE WORLD GAMES
WROCLAW 2017

Millenium Park

SAT 22 JUL 2017
Start Time: 18:30

Speed Skating Track

Women's Point Elimination 10,000m

Final



Official Results

Rank	Bib	Name	NOC Code	Points in Race	Discipline
1	27	ARIAS Fabriana	COL	23	
2	34	TAS Sandrine	BEL	15	
3	1	YANG Ho-Chen	TPE	10	
4	18	LI Meng-Chu	TPE	4	
5	25	LOLLOBRIGIDA Giulia	ITA	2	
6	30	TRASLAVINA LOPEZ Alejandra	CHI	2	
7	38	GOSS Aleksandra	POL	2	
8	37	ANCIN Maite	ESP	1	
9	28	POUYDEBAT Juliette	FRA		
10	26	PAJARO Geiny Carmela	COL	DNF	
10	21	BONECHI Giulia	ITA	DNF	
12	40	GACH Sonia	POL	DNF	
	20	AN Yi Seul	KOR	DNS	
	29	SCHIMEK Laethisia	GER	DNS	
	31	HALBOUT Clemence	FRA	DNS	
	32	JACKSON Erin	USA	DNS	
	33	POSADA Sheila	ESP	DNS	
	35	VOS Anke	BEL	DNS	
	36	JEONG Eunhae	KOR	DNS	
	17	THUM Mareike	GER	DSQ	

Time of the Race: 16:22.398

Competitors/NOCs					
Entries	Ranked	DNS	DNF	DSQ	DQB
20/11	10	7	3	1	

Chief Referee

President of STC

Secretary

Legend:
DNF Did Not Finish **DNS** Did Not Start **DQB** Disqualified for unsportsmanlike behaviour
DSQ Disqualified **REL**

Timing and Results provided by **TISSOT**

RSTWPTEL10KM-----FNL-000001--_C73A 2.0

Report Created SAT 22 JUL 2017 19:35

Page 1 / 1



RESULTS BOOK



Speed Skating Track Women's Elimination Race 15,000m



THE WORLD GAMES
WROCLAW 2017

T+TISSOT



Medallists

Medal	Name	NOC
GOLD	ARIAS Fabriana	COL - Colombia
SILVER	TAS Sandrine	BEL - Belgium
BRONZE	THUM Mareike	GER - Germany



THE WORLD GAMES
WROCLAW 2017

Millenium Park

SUN 23 JUL 2017
Start Time: 17:00

Speed Skating Track

Women's Elimination Race 15,000m

Final



Start List

Number of Competitors: 19, Number of Nations: 10

Bib	Name	NOC Code	Remarks
17	THUM Mareike	GER	
1	YANG Ho-Chen	TPE	
18	LI Meng-Chu	TPE	
21	BONECHI Giulia	ITA	
25	LOLLOBRIGIDA Giulia	ITA	
26	PAJARO Geiny Carmela	COL	
41	ARIAS Fabriana	COL	
28	POUYDEBAT Juliette	FRA	
29	SCHIMEK Laethisia	GER	
30	TRASLAVINA LOPEZ Alejandra	CHI	
31	HALBOUT Clemence	FRA	
32	JACKSON Erin	USA	
33	POSADA Sheila	ESP	
34	TAS Sandrine	BEL	
35	VOS Anke	BEL	
37	ANCIN Maite	ESP	
38	GOSS Aleksandra	POL	
39	GLAMKOWSKA Aleksandra	POL	
40	GACH Sonia	POL	

Timing and Results provided by TISSOT

RSTWELIM15KM-----FNL-000001--_C51A 3.0

Report Created SUN 23 JUL 2017 16:45

Page 1 / 1



Staropolanka





THE WORLD GAMES
WROCLAW 2017

Millenium Park

SUN 23 JUL 2017
Start Time: 17:00

Speed Skating Track

Women's Elimination Race 15,000m

Final



Official Results

Rank	Bib	Name	NOC Code	Avg Speed (km/h)	Time	Time Behind	Discipline
1	41	ARIAS Fabriana	COL	34.057	26:25.536	0.000	
2	34	TAS Sandrine	BEL	34.057	26:25.550	+0.014	
3	17	THUM Mareike	GER	34.046	26:26.079	+0.543	
4	18	LI Meng-Chu	TPE	33.977	26:29.267	+3.731	
5	1	YANG Ho-Chen	TPE	33.796	26:37.820	+12.284	W1
6	28	POUYDEBAT Juliette	FRA		REL		
7	30	TRASLAVINA LOPEZ Alejandra	CHI		REL		
8	38	GOSS Aleksandra	POL		REL		W1
9	25	LOLLOBRIGIDA Giulia	ITA		REL		by fault / W1
10	35	VOS Anke	BEL		REL		
11	31	HALBOUT Clemence	FRA		REL		
12	37	ANCIN Maite	ESP		REL		
13	32	JACKSON Erin	USA		REL		
14	21	BONECHI Giulia	ITA		REL		
15	40	GACH Sonia	POL		REL		
16	26	PAJARO Geiny Carmela	COL		DNF		
	29	SCHIMEK Laethisia	GER		DNS		
	33	POSADA Sheila	ESP		DNS		
	39	GLAMKOWSKA Aleksandra	POL		DNS		

Competitors/NOCs					
Entries	Ranked	DNS	DNF	DSQ	DQB
19/10	16	3	1		

Chief Referee

President of STC

Secretary

Legend:

DNF Did Not Finish
DSQ Disqualified

DNS Did Not Start
REL Relinquished

DQB Disqualified for unsportsmanlike behaviour

Timing and Results provided by **TISSOT**

RESULTS BOOK



Speedway



THE WORLD GAMES
WROCLAW 2017

T+TISSOT
SWISS WATCHES SINCE 1853

RESULTS BOOK

TABLE OF CONTENT

32	Speedway	1904
32.1	Table of Contents	1905
32.2	Number of Entries by NOC	1907
32.3	Men's	1908
32.3.1	Final Classification	1909
32.3.2	Medallists	1910
32.3.3	Medallists by Event	1911
32.3.4	Final	1912
32.3.4.1	Start List	1912
32.3.4.2	Results	1913
32.3.5	Race Off	1914
32.3.5.1	Start List	1914
32.3.5.2	Results	1915
32.3.6	Round Robin	1916
32.3.6.1	Start List	1916
32.3.6.2	Results	1919





Number of Entries by NOC

As of FRI 28 JUL 2017

NOC	Men	Total
AUS - Australia	3	3
DEN - Denmark	3	3
GBR - Great Britain	3	3
GER - Germany	3	3
POL - Poland	3	3
RUS - Russian Federation	3	3
SWE - Sweden	3	3
TOTAL	21	21

RESULTS BOOK



Speedway Men's



THE WORLD GAMES
WROCLAW 2017

T+TISSOT
SWISS WATCHES SINCE 1853



Final Classification

FIM Event Manager: ROBIN Lydia

FIM Referee: LYATOSINSKY Aleksandr

Rk	BIB	Name	Heats																			Points RR	Race Off	Final	Final Points
			1	2	3	4	5	6	7	8	9	10	11	12	13	14	15	16	17	18	19				

Final

1st	POL - Poland																						23				5		
	11	ZMARZLIK Bartosz			3				3				3					3				3			2	3			
	12	JANOWSKI Maciej			2				S				2					0				D			1	2			
	20	DUDEK Patryk							1																				
2nd	AUS - Australia																						24				1		
	7	DOYLE Jason			3				3						2						3				1				0
	8	HOLDER Chris			1				1						S						S				S				
	18	FRICKE Max													3						2			2			1		

Race Off

3rd	SWE - Sweden																						20				3
	3	LINDGREN Fredrik	3				2				1			1				1			3				0		
	4	LINDBACK Antonio	0				3				2				2						D				3		
	16	LJUNG Peter																									

Round Robin

4th	GER - Germany																						17				17
	9	HUCKENBECK Kai			1			2				2		3				1				3					
	10	RISS Erik			0			0				3		0				2				0					
	19	FIENHAGE Lukas																									
5th	RUS - Russian Federation																						16				16
	5	KUDRIASHOV Andrei		T			D							S				3				2					
	6	KULAKOV Viktor		S			1			S				1				S				1					
	17	SAYTFUDINOV Emil		2			D			2				2				2									
6th	DEN - Denmark																						15				15
	1	IVERSEN Niels Kristian	1				2			S			S				0			S							
	2	BJERRE Kenneth	2				S			3			1				S			0							
	15	JENSEN Michael J.					1			1			0				3			1							
7th	GBR - Great Britain																						11				11
	13	WORRALL Steve					3			2			1				1			1		1					
	14	LAMBERT Robert					0			0			S				T			0		S					
	21	KING Danny										0					T					2					

Key M = Disqualified (2 Minutes). T = Disqualified for Starting Offence. R = Retired from race. F = Fell. Fd = Fell, disqualified from the Re-Start.
Fn = Fell, unable to take part in the Re-Start. d = Disqualified. S = Substitute. TS = Replaced by Tactical Substitute. TJ = Replaced by Tactical Joker.

ROBIN Lydia
Signature of the FIM Event Manager

LYATOSINSKY Aleksandr
Signature of the FIM Referee

LEGEND			
D	Disqualified	Rk	Rank
T	Disqualified for Starting Offence	RR	Round Robin
		S	Substitute

Timing and Results provided by TISSOT



Medallists

Medal	NOC	Name
GOLD	POL - Poland	ZMARZLIK Bartosz JANOWSKI Maciej DUDEK Patryk
SILVER	AUS - Australia	DOYLE Jason HOLDER Chris FRICKE Max
BRONZE	SWE - Sweden	LINDGREN Fredrik LINDBACK Antonio LJUNG Peter



Medallists by Event

As of SAT 29 JUL 2017

Event	Date	Medal	Name	NOC Code
Team Men	SAT 29 JUL	GOLD	ZMARZLIK Bartosz JANOWSKI Maciej DUDEK Patryk	POL - Poland
		SILVER	DOYLE Jason HOLDER Chris FRICKE Max	AUS - Australia
		BRONZE	LINDGREN Fredrik LINDBACK Antonio LJUNG Peter	SWE - Sweden



THE WORLD GAMES
WROCLAW 2017

Olympic Stadium

SAT 29 JUL 2017
Start Time: 19:00

Speedway

Final



Start List

FIM Event Manager: ROBIN Lydia

FIM Referee: LYATOSINSKY Aleksandr

Start Position	Athlete Bib	Helmet Colour	Name	NOC Code	Date of Birth	Remarks
----------------	-------------	---------------	------	----------	---------------	---------

Heat1 - 20:50

1	7	red	DOYLE Jason	AUS	10 JUN 1985	
2	11	white	ZMARZLIK Bartosz	POL	12 APR 1995	
3	18	blue	FRICKE Max	AUS	29 MAR 1996	
4	12	yellow	JANOWSKI Maciej	POL	6 AUG 1991	



Results

FIM Event Manager: ROBIN Lydia

FIM Referee: LYATOSINSKY Aleksandr

Rk	BIB	Name	Heats																			Points RR	Race Off	Final	Final Points	
			1	2	3	4	5	6	7	8	9	10	11	12	13	14	15	16	17	18	19					20
1st	POL - Poland																						23			5
	11	ZMARZLIK Bartosz			3				3			3		0			3					3		2	3	
	12	JANOWSKI Maciej			2				S			2		3			0					D		1	2	
	20	DUDEK Patryk							1																	
2nd	AUS - Australia																						24			1
	7	DOYLE Jason		3				3			3				2				3			1			0	
	8	HOLDER Chris		1				1			0				S				S			S				
	18	FRICKE Max													3				2			2		1		

Key M = Disqualified (2 Minutes). T = Disqualified for Starting Offence. R = Retired from race. F = Fell. Fd = Fell, disqualified from the Re-Start.
Fn = Fell, unable to take part in the Re-Start. d = Disqualified. S = Substitute. TS = Replaced by Tactical Substitute. TJ = Replaced by Tactical Joker.

ROBIN Lydia
Signature of the FIM Event Manager

LYATOSINSKY Aleksandr
Signature of the FIM Referee

LEGEND			
D	Disqualified	Rk	Rank
		RR	Round Robin
		S	Substitute

Timing and Results provided by TISSOT



THE WORLD GAMES
WROCLAW 2017

Olympic Stadium

SAT 29 JUL 2017
Start Time: 19:00

Speedway

Race Off



Start List

FIM Event Manager: ROBIN Lydia

FIM Referee: LYATOSINSKY Aleksandr

Start Position	Athlete Bib	Helmet Colour	Name	NOC Code	Date of Birth	Remarks
----------------	-------------	---------------	------	----------	---------------	---------

Heat1 - 20:45

1	11	red	ZMARZLIK Bartosz	POL	12 APR 1995	
2	3	white	LINDGREN Fredrik	SWE	15 SEP 1985	
3	12	blue	JANOWSKI Maciej	POL	6 AUG 1991	
4	4	yellow	LINDBACK Antonio	SWE	5 MAY 1985	

Timing and Results provided by TISSOT



Results

FIM Event Manager: ROBIN Lydia

FIM Referee: LYATOSINSKY Aleksandr

Rk	BIB	Name	Heats																			Points RR	Race Off	Final	Final Points							
			1	2	3	4	5	6	7	8	9	10	11	12	13	14	15	16	17	18	19					20	21					
1st	POL - Poland																						23 Q	2 1		3						
	11	ZMARZLIK Bartosz			3					3			3		0																	
	12	JANOWSKI Maciej			2					S			2		3																	
	20	DUDEK Patryk								1																						
2nd	SWE - Sweden																									20	0 3		3			
	3	LINDGREN Fredrik	3					2				1			1																	
	4	LINDBACK Antonio	0					3				2			2																	
	16	LJUNG Peter																														

Key M = Disqualified (2 Minutes). T = Disqualified for Starting Offence. R = Retired from race. F = Fell. Fd = Fell, disqualified from the Re-Start.
Fn = Fell, unable to take part in the Re-Start. d = Disqualified. S = Substitute. TS = Replaced by Tactical Substitute. TJ = Replaced by Tactical Joker.

ROBIN Lydia
Signature of the FIM Event Manager

LYATOSINSKY Aleksandr
Signature of the FIM Referee

LEGEND			
D	Disqualified	Rk	Rank
		RR	Round Robin
		S	Substitute

Timing and Results provided by TISSOT



THE WORLD GAMES
WROCLAW 2017

Olympic Stadium

SAT 29 JUL 2017
Start Time: 19:00

Speedway

Round Robin



Start List

FIM Event Manager: ROBIN Lydia

FIM Referee: LYATOSINSKY Aleksandr

Start Position	Athlete Bib	Helmet Colour	Name	NOC Code	Date of Birth	Remarks
----------------	-------------	---------------	------	----------	---------------	---------

Heat 1 - 19:00

1	1	red	IVERSEN Niels Kristian	DEN	20 JUN 1982	
2	3	white	LINDGREN Fredrik	SWE	15 SEP 1985	
3	2	blue	BJERRE Kenneth	DEN	24 MAY 1984	
4	4	yellow	LINDBACK Antonio	SWE	5 MAY 1985	

Heat 2 - 19:05

1	5	red	KUDRIASHOV Andrei	RUS	10 JUL 1991	
2	7	white	DOYLE Jason	AUS	10 JUN 1985	
3	6	blue	KULAKOV Viktor	RUS	21 FEB 1995	
4	8	yellow	HOLDER Chris	AUS	24 SEP 1987	

Heat 3 - 19:10

1	9	red	HUCKENBECK Kai	GER	23 FEB 1993	
2	11	white	ZMARZLIK Bartosz	POL	12 APR 1995	
3	10	blue	RISS Erik	GER	13 SEP 1995	
4	12	yellow	JANOWSKI Maciej	POL	6 AUG 1991	

Heat 4 - 19:15

1	13	red	WORRALL Steve	GBR	23 SEP 1991	
2	1	white	IVERSEN Niels Kristian	DEN	20 JUN 1982	
3	14	blue	LAMBERT Robert	GBR	5 APR 1998	
4	2	yellow	BJERRE Kenneth	DEN	24 MAY 1984	

Heat 5 - 19:20

1	3	red	LINDGREN Fredrik	SWE	15 SEP 1985	
2	5	white	KUDRIASHOV Andrei	RUS	10 JUL 1991	
3	4	blue	LINDBACK Antonio	SWE	5 MAY 1985	
4	6	yellow	KULAKOV Viktor	RUS	21 FEB 1995	

Heat 6 - 19:25

1	7	red	DOYLE Jason	AUS	10 JUN 1985	
2	9	white	HUCKENBECK Kai	GER	23 FEB 1993	
3	8	blue	HOLDER Chris	AUS	24 SEP 1987	
4	10	yellow	RISS Erik	GER	13 SEP 1995	

Heat 7 - 19:30

1	13	red	WORRALL Steve	GBR	23 SEP 1991	
2	11	white	ZMARZLIK Bartosz	POL	12 APR 1995	
3	14	blue	LAMBERT Robert	GBR	5 APR 1998	
4	12	yellow	JANOWSKI Maciej	POL	6 AUG 1991	

Heat 8 - 19:35

1	1	red	IVERSEN Niels Kristian	DEN	20 JUN 1982	
2	5	white	KUDRIASHOV Andrei	RUS	10 JUL 1991	
3	2	blue	BJERRE Kenneth	DEN	24 MAY 1984	
4	6	yellow	KULAKOV Viktor	RUS	21 FEB 1995	

Timing and Results provided by TISSOT

SPWMTEAM2-----QUAL-----C51A 3.0

Report Created FRI 28 JUL 2017 20:10

Page 1 / 3





THE WORLD GAMES
WROCLAW 2017

Olympic Stadium

SAT 29 JUL 2017
Start Time: 19:00

Speedway

Round Robin



Start List

Start Position	Athlete Bib	Helmet Colour	Name	NOC Code	Date of Birth	Remarks
----------------	-------------	---------------	------	----------	---------------	---------

Heat 9 - 19:40

1	7	red	DOYLE Jason	AUS	10 JUN 1985	
2	3	white	LINDGREN Fredrik	SWE	15 SEP 1985	
3	8	blue	HOLDER Chris	AUS	24 SEP 1987	
4	4	yellow	LINDBACK Antonio	SWE	5 MAY 1985	

Heat 10 - 19:45

1	9	red	HUCKENBECK Kai	GER	23 FEB 1993	
2	13	white	WORRALL Steve	GBR	23 SEP 1991	
3	10	blue	RISS Erik	GER	13 SEP 1995	
4	14	yellow	LAMBERT Robert	GBR	5 APR 1998	

Heat 11 - 19:50

1	11	red	ZMARZLIK Bartosz	POL	12 APR 1995	
2	1	white	IVERSEN Niels Kristian	DEN	20 JUN 1982	
3	12	blue	JANOWSKI Maciej	POL	6 AUG 1991	
4	2	yellow	BJERRE Kenneth	DEN	24 MAY 1984	

Heat 12 - 19:55

1	3	red	LINDGREN Fredrik	SWE	15 SEP 1985	
2	9	white	HUCKENBECK Kai	GER	23 FEB 1993	
3	4	blue	LINDBACK Antonio	SWE	5 MAY 1985	
4	10	yellow	RISS Erik	GER	13 SEP 1995	

Heat 13 - 20:00

1	5	red	KUDRIASHOV Andrei	RUS	10 JUL 1991	
2	11	white	ZMARZLIK Bartosz	POL	12 APR 1995	
3	6	blue	KULAKOV Viktor	RUS	21 FEB 1995	
4	12	yellow	JANOWSKI Maciej	POL	6 AUG 1991	

Heat 14 - 20:05

1	13	red	WORRALL Steve	GBR	23 SEP 1991	
2	7	white	DOYLE Jason	AUS	10 JUN 1985	
3	14	blue	LAMBERT Robert	GBR	5 APR 1998	
4	8	yellow	HOLDER Chris	AUS	24 SEP 1987	

Heat 15 - 20:10

1	1	red	IVERSEN Niels Kristian	DEN	20 JUN 1982	
2	9	white	HUCKENBECK Kai	GER	23 FEB 1993	
3	2	blue	BJERRE Kenneth	DEN	24 MAY 1984	
4	10	yellow	RISS Erik	GER	13 SEP 1995	

Heat 16 - 20:15

1	11	red	ZMARZLIK Bartosz	POL	12 APR 1995	
2	3	white	LINDGREN Fredrik	SWE	15 SEP 1985	
3	12	blue	JANOWSKI Maciej	POL	6 AUG 1991	
4	4	yellow	LINDBACK Antonio	SWE	5 MAY 1985	

Timing and Results provided by TISSOT

SPWMTEAM2-----QUAL-----C51A 3.0

Report Created FRI 28 JUL 2017 20:10

Page 2 / 3





THE WORLD GAMES
WROCLAW 2017

Olympic Stadium

SAT 29 JUL 2017
Start Time: 19:00

Speedway

Round Robin



Start List

Start Position	Athlete Bib	Helmet Colour	Name	NOC Code	Date of Birth	Remarks
----------------	-------------	---------------	------	----------	---------------	---------

Heat 17 - 20:20

1	5	red	KUDRIASHOV Andrei	RUS	10 JUL 1991	
2	13	white	WORRALL Steve	GBR	23 SEP 1991	
3	6	blue	KULAKOV Viktor	RUS	21 FEB 1995	
4	14	yellow	LAMBERT Robert	GBR	5 APR 1998	

Heat 18 - 20:25

1	7	red	DOYLE Jason	AUS	10 JUN 1985	
2	1	white	IVERSEN Niels Kristian	DEN	20 JUN 1982	
3	8	blue	HOLDER Chris	AUS	24 SEP 1987	
4	2	yellow	BJERRE Kenneth	DEN	24 MAY 1984	

Heat 19 - 20:30

1	3	red	LINDGREN Fredrik	SWE	15 SEP 1985	
2	13	white	WORRALL Steve	GBR	23 SEP 1991	
3	4	blue	LINDBACK Antonio	SWE	5 MAY 1985	
4	14	yellow	LAMBERT Robert	GBR	5 APR 1998	

Heat 20 - 20:35

1	9	red	HUCKENBECK Kai	GER	23 FEB 1993	
2	5	white	KUDRIASHOV Andrei	RUS	10 JUL 1991	
3	10	blue	RISS Erik	GER	13 SEP 1995	
4	6	yellow	KULAKOV Viktor	RUS	21 FEB 1995	

Heat 21 - 20:40

1	11	red	ZMARZLIK Bartosz	POL	12 APR 1995	
2	7	white	DOYLE Jason	AUS	10 JUN 1985	
3	12	blue	JANOWSKI Maciej	POL	6 AUG 1991	
4	8	yellow	HOLDER Chris	AUS	24 SEP 1987	

Timing and Results provided by TISSOT



Results

FIM Event Manager: ROBIN Lydia

FIM Referee: LYATOSINSKY Aleksandr

Rk	BIB	Name	Heats																			Points RR	
			1	2	3	4	5	6	7	8	9	10	11	12	13	14	15	16	17	18	19		20
1st	AUS - Australia																						24 Q
	7	DOYLE Jason		3				3			3				2				3			1	
	8	HOLDER Chris		1				1			0				S				S			S	
	18	FRICKE Max													3				2			2	
2nd	POL - Poland																						23 Q
	11	ZMARZLIK Bartosz			3				3				3	0			3					3	
	12	JANOWSKI Maciej			2				S				2	3			0					D	
3rd	SWE - Sweden																						20 Q
	3	LINDGREN Fredrik	3				2				1			1			1			3			
	4	LINDBACK Antonio	0				3				2			2			2			D			
4th	GER - Germany																						17
	9	HUCKENBECK Kai			1			2				2	3			1						3	
	10	RISS Erik			0			0				3	0			2						0	
5th	RUS - Russian Federation																						16
	5	KUDRIASHOV Andrei		T			D			0				S				3				2	
	6	KULAKOV Viktor		S			1			S				1				S				1	
6th	DEN - Denmark																						15
	1	IVERSEN Niels Kristian	1				2			S			S				0			S			
	2	BJERRE Kenneth	2				S			3			1			S			0				
7th	GBR - Great Britain																						11
	13	WORRALL Steve				3			2			1			1			1		1			
	14	LAMBERT Robert				0			0			S			T			0		S			
	21	KING Danny										0			T						2		

Key M = Disqualified (2 Minutes). T = Disqualified for Starting Offence. R = Retired from race. F = Fell. Fd = Fell, disqualified from the Re-Start.
Fn = Fell, unable to take part in the Re-Start. d = Disqualified. S = Substitute. TS = Replaced by Tactical Substitute. TJ = Replaced by Tactical Joker.

ROBIN Lydia
Signature of the FIM Event Manager

LYATOSINSKY Aleksandr
Signature of the FIM Referee

LEGEND			
D	Disqualified	Rk	Rank
T	Disqualified for Starting Offence	RR	Round Robin
		S	Substitute

Timing and Results provided by TISSOT

RESULTS BOOK



Sport Climbing



THE WORLD GAMES
WROCLAW 2017

T+TISSOT

RESULTS BOOK

TABLE OF CONTENT

33	Sport Climbing	1919
33.1	Table of Contents	1920
33.2	Number of Entries by NOC	1923
33.3	Medallists by Event	1924
33.4	Medal Standings	1925
33.5	Men's Lead	1926
33.5.1	Tournament Summary	1927
33.5.2	Medallists	1928
33.5.3	Final	1929
33.5.3.1	Results	1929
33.5.4	Qualification	1930
33.5.4.1	Results	1930
33.6	Men's Speed	1931
33.6.1	Results Summary	1932
33.6.2	Brackets	1933
33.6.3	Tournament Summary	1934
33.6.4	Medallists	1935
33.6.5	Finals	1936
33.6.5.1	Results	1936
33.6.6	Semifinals	1937
33.6.6.1	Results	1937
33.6.7	Quarterfinals	1938
33.6.7.1	Results	1938
33.6.8	Qualification	1939
33.6.8.1	Results	1939
33.7	Men's Boulder	1940
33.7.1	Tournament Summary	1941
33.7.2	Medallists	1942





33.7.3	Final	1943
33.7.3.1	Results	1943
33.7.4	Qualification	1944
33.7.4.1	Results	1944
33.8	Women's Lead	1945
33.8.1	Tournament Summary	1946
33.8.2	Medallists	1947
33.8.3	Final	1948
33.8.3.1	Results	1948
33.8.4	Qualification	1949
33.8.4.1	Results	1949
33.9	Women's Speed	1950
33.9.1	Results Summary	1951
33.9.2	Brackets	1952
33.9.3	Tournament Summary	1953
33.9.4	Medallists	1954
33.9.5	Finals	1955
33.9.5.1	Results	1955
33.9.6	Semifinals	1956
33.9.6.1	Results	1956
33.9.7	Quarterfinals	1957
33.9.7.1	Results	1957
33.9.8	Qualification	1958
33.9.8.1	Results	1958
33.10	Women's Boulder	1959
33.10.1	Tournament Summary	1960
33.10.2	Medallists	1961
33.10.3	Final	1962
33.10.3.1	Results	1962
33.10.4	Qualification	1963
33.10.4.1	Results	1963





Number of Entries by NOC

As of THU 20 JUL 2017

		Men				Women				Total Athletes
		Lead	Speed	Boulder	Total Entries	Lead	Speed	Boulder	Total Entries	
NOC	AUS - Australia	1		1	2	1		1	2	2
	AUT - Austria					2		1	3	3
	BEL - Belgium					1			1	1
	CAN - Canada	1		1	2					1
	CHN - People's Republic of China						1		1	1
	CRO - Croatia			1	1					1
	CZE - Czech Republic		1		1					1
	ESP - Spain	1			1					1
	FRA - France	1	1	2	4	1	2	1	4	8
	GER - Germany			1	1			2	2	3
	INA - Indonesia		1		1					1
	IRI - Islamic Republic of Iran		1		1					1
	ITA - Italy	2	2		4					4
	JPN - Japan	2		3	5	1		3	4	8
	KOR - Republic of Korea					1			1	1
	POL - Poland	1	2	1	4	1	4	1	6	10
	RSA - South Africa	1		1	2					2
	RUS - Russian Federation	1	2	1	4		4		4	8
	SLO - Slovenia	1			1	2			2	3
	SRB - Serbia							1	1	1
UKR - Ukraine		1		1					1	
USA - United States of America		1		1	2		2	4	4	
	Total	12	12	12	36	12	11	12	35	66



Medallists by Event

As of SUN 23 JUL 2017

After 6 of 6 Events

Event Name	Date	Medal	Name	NOC Code
Men's Lead	SUN 23 JUL	GOLD	KORENAGA Keiichiro	JPN
		SILVER	HADA Yuki	JPN
		BRONZE	McCOLL Sean	CAN
Women's Lead	SUN 23 JUL	GOLD	VERHOEVEN Anak	BEL
		SILVER	GARNBRET Janja	SLO
		BRONZE	CHANOURDIE Julia	FRA
Men's Speed	SAT 22 JUL	GOLD	ALIPOURSHENAZANDIFAR Reza	IRI
		SILVER	BOLDYREV Danyil	UKR
		BRONZE	KOKORIN Stanislav	RUS
Women's Speed	SAT 22 JUL	GOLD	KAPLINA Iuliia	RUS
		SILVER	JAUBERT Anouck	FRA
		BRONZE	TSYGANOVA Anna	RUS
Men's Boulder	FRI 21 JUL	GOLD	OGATA Yoshiyuki	JPN
		SILVER	HOJER Jan	GER
		BRONZE	RUBTSOV Alexey	RUS
Women's Boulder	FRI 21 JUL	GOLD	GEJO Stasa	SRB
		SILVER	NONAKA Miho	JPN
		BRONZE	GIBERT Fanny	FRA



Medal Standings


As of SUN 23 JUL 2017

After 6 of 6 Events

Rank	NOC	Men				Women				Total				Rank by Total
		G	S	B	Tot	G	S	B	Tot	G	S	B	Tot	
1	JPN - Japan	2	1		3		1		1	2	2		4	=1
2	RUS - Russian Federation			2	2	1		1	2	1		3	4	=1
3	BEL - Belgium					1			1	1			1	=4
3	IRI - Islamic Republic of Iran	1			1					1			1	=4
3	SRB - Serbia					1			1	1			1	=4
6	FRA - France						1	2	3		1	2	3	3
7	GER - Germany		1		1						1		1	=4
7	SLO - Slovenia						1		1		1		1	=4
7	UKR - Ukraine		1		1						1		1	=4
10	CAN - Canada			1	1							1	1	=4
	Total:	3	3	3	9	3	3	3	9	6	6	6	18	

Legend:

= Equal sign indicates that two or more NOCs share the same rank by total **B** Bronze **G** Gold **S** Silver **Tot** Total

Timing and Results provided by  **TISSOT**

RESULTS BOOK



Sport Climbing Men's Lead



THE WORLD GAMES
WROCLAW 2017

T+ TISSOT



Tournament Summary

As of SUN 23 JUL 2017

Rank	Bib	Name	NOC Code	Final	Qualification	Points
1	15	KORENAGA Keiichiro	JPN	32+	31	3.50
2	19	HADA Yuki	JPN	32+	29	4.50
3	20	McCOLL Sean	CAN	29+	20+	9.50
4	18	DESGRANGES Romain	FRA	22+	34	6.00
5	17	SKOFIC Domen	SLO	22+	21+	9.00
6	14	VETTORATA Francesco	ITA	22+	20+	11.50
7	23	DOBZANSKI Maciej	POL	22	20+	13.50
8	13	HARRISON Campbell	AUS	19	20+	14.50
9	21	JULIAN PUIGBLANQUE Ramon	ESP		13+	9.50
10	22	MARX Oliver James	RSA		13+	9.50



Medallists

As of SUN 23 JUL 2017

Medal	Name	NOC
GOLD	KORENAGA Keiichiro	JPN - Japan
SILVER	HADA Yuki	JPN - Japan
BRONZE	McCOLL Sean	CAN - Canada



Results

Rank	Bib	Name	NOC Code	Height	Count back	Time
1	15	KORENAGA Keiichiro	JPN	32+	2.00	2:48
2	19	HADA Yuki	JPN	32+	3.00	3:24
3	20	McCOLL Sean	CAN	29+		1:53
4	18	DESGRANGES Romain	FRA	22+	1.00	1:41
5	17	SKOFIC Domen	SLO	22+	4.00	1:48
6	14	VETTORATA Francesco	ITA	22+	6.50	2:19
7	23	DOBRZANSKI Maciej	POL	22		1:47
8	13	HARRISON Campbell	AUS	19		1:43




Results

Rank	Bib	Name	NOC Code	Height	Remark
1	18	DESGRANGES Romain	FRA	34	Q
2	15	KORENAGA Keiichiro	JPN	31	Q
3	19	HADA Yuki	JPN	29	Q
4	17	SKOFIC Domen	SLO	21+	Q
5	13	HARRISON Campbell	AUS	20+	Q
5	14	VETTORATA Francesco	ITA	20+	Q
5	20	McCOLL Sean	CAN	20+	Q
5	23	DOBRZANSKI Maciej	POL	20+	Q
9	21	JULIAN PUIGBLANQUE Ramon	ESP	13+	
9	22	MARX Oliver James	RSA	13+	

Legend:

Q Qualified

Timing and Results provided by  **TISSOT**

RESULTS BOOK



Sport Climbing Men's Speed



THE WORLD GAMES
WROCLAW 2017

T+TISSOT




Results Summary

As of SAT 22 JUL 2017

Match	Name	NOC Code	Result	NOC Code	Name
SAT 22 JUL 2017					
Quarterfinals Heat 1	BOLDYREV Danyil	UKR	6.10 - 6.58	USA	BROSLER John
Quarterfinals Heat 2	KOKORIN Stanislav	RUS	7.94 - DSQ	CZE	HROZA Libor
Quarterfinals Heat 3	ALIPOURSHENAZANDIFAR Reza	IRI	5.77 - 7.37	RUS	SHIKOV Aleksandr
Quarterfinals Heat 4	DZIENSKI Marcin	POL	8.02 - 8.47	FRA	MAWEM Bassa
Semifinals Heat 1	BOLDYREV Danyil	UKR	5.66 - 5.85	RUS	KOKORIN Stanislav
Semifinals Heat 2	ALIPOURSHENAZANDIFAR Reza	IRI	5.69 - DSQ	POL	DZIENSKI Marcin
Bronze Medal Final	KOKORIN Stanislav	RUS	5.80 - 5.99	POL	DZIENSKI Marcin
Gold Medal Final	BOLDYREV Danyil	UKR	DSQ - 5.57	IRI	ALIPOURSHENAZANDIFAR Reza

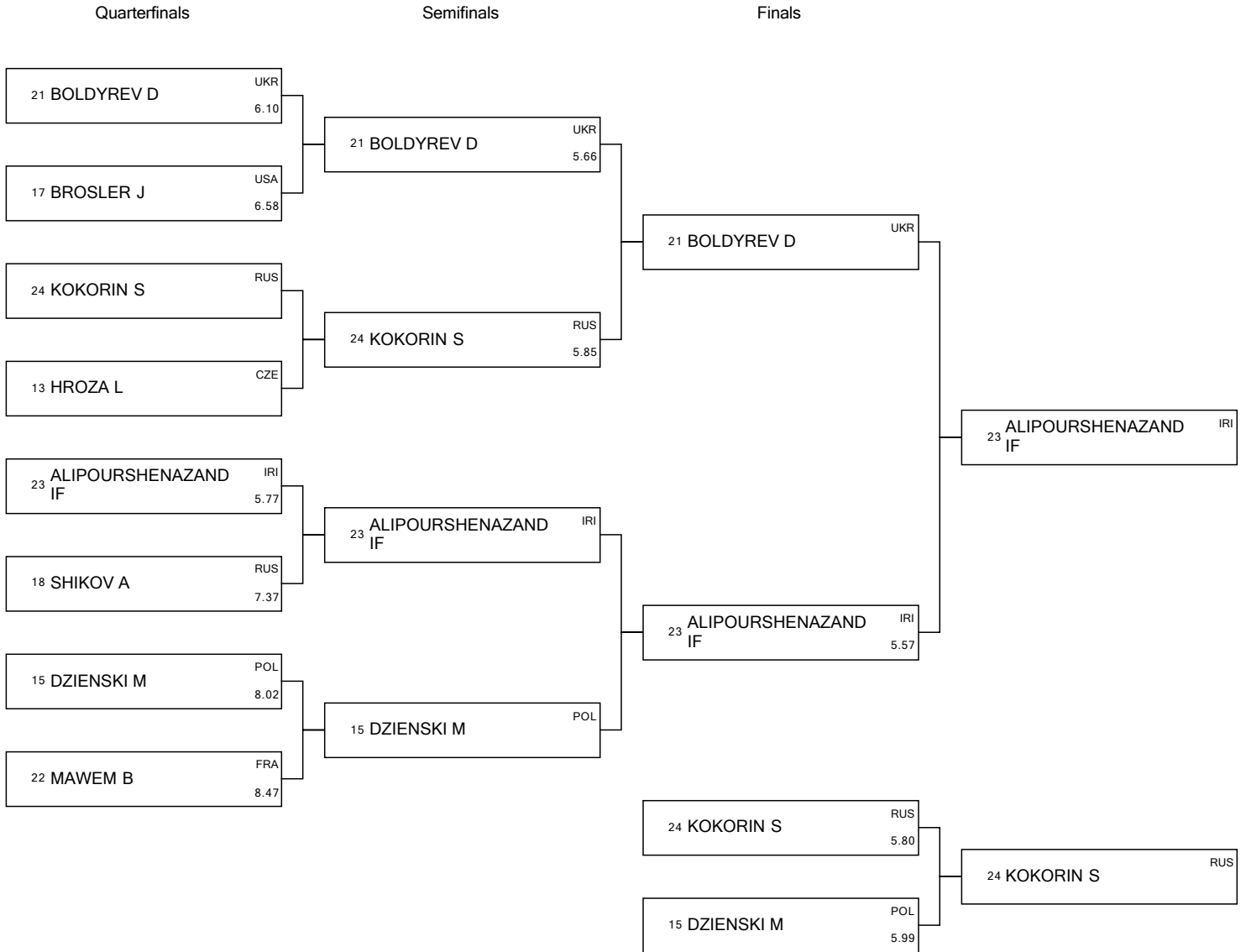
Legend:
DSQ Disqualification

Timing and Results provided by  **TISSOT**



Brackets

As of SAT 22 JUL 2017






Tournament Summary

As of SAT 22 JUL 2017

Rank	Bib	Name	NOC Code	Final	Small final	Semifinal	Quarterfinal	Qualification
1	23	ALIPOURSHENAZANDIFAR Reza	IRI	5.57		5.69	5.77	5.64
2	21	BOLDYREV Danyil	UKR			5.66	6.10	5.59
3	24	KOKORIN Stanislav	RUS		5.80	5.85	7.94	5.90
4	15	DZIENSKI Marcin	POL		5.99	DSQ	8.02	5.84
5	17	BROSLER John	USA				6.58	6.10
6	18	SHIKOV Aleksandr	RUS				7.37	6.09
7	22	MAWEM Bassa	FRA				8.47	6.04
8	13	HROZA Libor	CZE				DSQ	5.96
9	19	GONTERO Leonardo	ITA					6.41
10	14	FAJRI Ashari	INA					6.55
11	20	HALASA Rafal	POL					6.58
12	16	FOSSALI Ludovico	ITA					6.93

Legend:
DSQ Disqualification

Timing and Results provided by  **TISSOT**



Medallists

As of SAT 22 JUL 2017

Medal	Name	NOC
GOLD	ALIPOURSHENAZANDIFAR Reza	IRI - Islamic Republic of Iran
SILVER	BOLDYREV Danyil	UKR - Ukraine
BRONZE	KOKORIN Stanislav	RUS - Russian Federation



Results

As of SAT 22 JUL 2017

Bib	Name	NOC Code	Time	Winner
Gold Medal Final				
21	BOLDYREV Danyil	UKR	DSQ	
23	ALIPOURSHENAZANDIFAR Reza	IRI	5.57	X
Bronze Medal Final				
24	KOKORIN Stanislav	RUS	5.80	X
15	DZIENSKI Marcin	POL	5.99	

Legend:
DSQ Disqualification

Timing and Results provided by  **TISSOT**



Results

As of SAT 22 JUL 2017

Bib	Name	NOC Code	Time	Winner
Heat 1				
21	BOLDYREV Danyil	UKR	5.66	X
24	KOKORIN Stanislav	RUS	5.85	
Heat 2				
23	ALIPOURSHENAZANDIFAR Reza	IRI	5.69	X
15	DZIENSKI Marcin	POL	DSQ	



Results

As of SAT 22 JUL 2017

Bib	Name	NOC Code	Time	Winner
Heat 1				
21	BOLDYREV Danyil	UKR	6.10	X
17	BROSLER John	USA	6.58	
Heat 2				
24	KOKORIN Stanislav	RUS	7.94	X
13	HROZA Libor	CZE	DSQ	
Heat 3				
23	ALIPOURSHENAZANDIFAR Reza	IRI	5.77	X
18	SHIKOV Aleksandr	RUS	7.37	
Heat 4				
15	DZIENSKI Marcin	POL	8.02	X
22	MAWEM Bassa	FRA	8.47	




Results

Rank	Bib	Name	NOC Code	Time 1	Time 2	Best of	Remark
1	21	BOLDYREV Danyil	UKR	5.59	5.60	5.59	Q
2	23	ALIPOURSHENAZANDIFAR Reza	IRI	5.64	5.75	5.64	Q
3	15	DZIENSKI Marcin	POL	6.09	5.84	5.84	Q
4	24	KOKORIN Stanislav	RUS	5.90	6.04	5.90	Q
5	13	HROZA Libor	CZE	7.17	5.96	5.96	Q
6	22	MAWEM Bassa	FRA	6.04	6.08	6.04	Q
7	18	SHIKOV Aleksandr	RUS	7.00	6.09	6.09	Q
8	17	BROSLER John	USA	7.72	6.10	6.10	Q
9	19	GONTERO Leonardo	ITA	DNF	6.41	6.41	
10	14	FAJRI Ashari	INA	6.66	6.55	6.55	
11	20	HALASA Rafal	POL	6.58	8.34	6.58	
12	16	FOSSALI Ludovico	ITA	6.93	DNF	6.93	

Legend:

DNF Did Not Finish

Q Qualified

Timing and Results provided by  **TISSOT**

RESULTS BOOK



Sport Climbing Men's Boulder



THE WORLD GAMES
WROCLAW 2017

T+TISSOT



Tournament Summary

Rank	Bib	Name	NOC Code	Final	Qualification
1	18	OGATA Yoshiyuki	JPN	4t9 4b6	2t11 4b9
2	19	HOJER Jan	GER	3t6 3b4	2t14 3b3
3	14	RUBTSOV Alexey	RUS	2t3 4b8	2t7 4b9
4	17	MAWEM Mickael	FRA	2t4 4b7	1t3 4b11
5	13	NARASAKI Tomoa	JPN	1t4 2b5	3t6 4b6
6	16	CORNU Manuel	FRA	1t5 3b8	1t9 4b14
7	15	FUJII Kokoro	JPN		0t 3b8
8	24	HARRISON Campbell	AUS		0t 1b2
9	22	CUJIC Borna	CRO		0t 1b3
10	23	MECHERZYNSKI Andrzej	POL		0t 1b3
11	20	McCOLL Sean	CAN		0t 1b9
12	21	LUDFORD Adam	RSA		0t 0b



Medallists

As of FRI 21 JUL 2017

Medal	Name	NOC
GOLD	OGATA Yoshiyuki	JPN - Japan
SILVER	HOJER Jan	GER - Germany
BRONZE	RUBTSOV Alexey	RUS - Russian Federation



Results

Rank	Bib	Name	NOC Code	Sum (Count back)	Boulder Bonuses			
					1.	2.	3.	4.
1	18	OGATA Yoshiyuki	JPN	4t9 4b6	2 2	1 1	2 1	4 2
2	19	HOJER Jan	GER	3t6 3b4	1 1	no no	3 2	2 1
3	14	RUBTSOV Alexey	RUS	2t3 4b8	1 1	no 1	no 4	2 2
4	17	MAWEM Mickael	FRA	2t4 4b7	1 1	no 3	no 1	3 2
5	13	NARASAKI Tomoa	JPN	1t4 2b5	no 1	no no	no no	4 4
6	16	CORNU Manuel	FRA	1t5 3b8	no 1	no no	no 2	5 5



Results

Rank	Bib	Name	NOC Code	Sum	Boulder Bonuses			
					1.	2.	3.	4.
1	13	NARASAKI Tomoa	JPN	3t6 4b6	1 1	3 1	2 2	no 2
2	14	RUBTSOV Alexey	RUS	2t7 4b9	4 2	3 1	no 3	no 3
3	18	OGATA Yoshiyuki	JPN	2t11 4b9	no 4	4 2	7 2	no 1
4	19	HOJER Jan	GER	2t14 3b3	no 1	4 1	10 1	no no
5	17	MAWEM Mickael	FRA	1t3 4b11	3 2	no 1	no 5	no 3
6	16	CORNU Manuel	FRA	1t9 4b14	no 4	no 1	9 3	no 6
7	15	FUJII Kokoro	JPN	0t 3b8	no 2	no 1	no 5	no no
8	24	HARRISON Campbell	AUS	0t 1b2	no no	no 2	no no	no no
9	22	CUJIC Borna	CRO	0t 1b3	no no	no no	no 3	no no
9	23	MECHERZYNSKI Andrzej	POL	0t 1b3	no no	no no	no no	no 3
11	20	McCOLL Sean	CAN	0t 1b9	no no	no no	no 9	no no
12	21	LUDFORD Adam	RSA	0t 0b	no no	no no	no no	no no

RESULTS BOOK



Sport Climbing Women's Lead



THE WORLD GAMES
WROCLAW 2017

T+TISSOT



Tournament Summary

As of SUN 23 JUL 2017

Rank	Bib	Name	NOC Code	Final	Qualification	Points
1	11	VERHOEVEN Anak	BEL	39+	39+	4.00
2	3	GARNBRET Janja	SLO	39+	34+	6.00
3	1	CHANOURDIE Julia	FRA	39+	33+	8.50
4	7	KIM Jain	KOR	39	41+	5.50
5	2	PILZ Jessica	AUT	39	34+	8.50
6	8	NOGUCHI Akiyo	JPN	38	34+	10.00
7	5	MARKOVIC Mina	SLO	33+	31+	15.00
8	6	BUHRFEIND Claire	USA	29+	33+	14.50
9	4	HAYES Margo	USA		26+	9.00
10	9	MIROSLAW Karina	POL		19+	10.50
11	10	STIRLING Lucinda	AUS		19+	10.50



Medallists

As of SUN 23 JUL 2017

Medal	Name	NOC
GOLD	VERHOEVEN Anak	BEL - Belgium
SILVER	GARNBRET Janja	SLO - Slovenia
BRONZE	CHANOURDIE Julia	FRA - France



Results

Rank	Bib	Name	NOC Code	Height	Count back	Time
1	11	VERHOEVEN Anak	BEL	39+	2.00	4:52
2	3	GARNBRET Janja	SLO	39+	4.00	4:22
3	1	CHANOURDIE Julia	FRA	39+	6.50	4:32
4	7	KIM Jain	KOR	39	1.00	4:53
5	2	PILZ Jessica	AUT	39	4.00	4:06
6	8	NOGUCHI Akiyo	JPN	38		3:35
7	5	MARKOVIC Mina	SLO	33+		3:49
8	6	BUHRFEIND Claire	USA	29+		2:07



Results

Rank	Bib	Name	NOC Code	Height	Remark
1	7	KIM Jain	KOR	41+	Q
2	11	VERHOEVEN Anak	BEL	39+	Q
3	2	PILZ Jessica	AUT	34+	Q
3	3	GARNBRET Janja	SLO	34+	Q
3	8	NOGUCHI Akiyo	JPN	34+	Q
6	1	CHANOURDIE Julia	FRA	33+	Q
6	6	BUHRFEIND Claire	USA	33+	Q
8	5	MARKOVIC Mina	SLO	31+	Q
9	4	HAYES Margo	USA	26+	
10	9	MIROSLAW Karina	POL	19+	
10	10	STIRLING Lucinda	AUS	19+	

Legend:

Q Qualified

RESULTS BOOK



Sport Climbing Women's Speed



THE WORLD GAMES
WROCLAW 2017

T+TISSOT



Results Summary

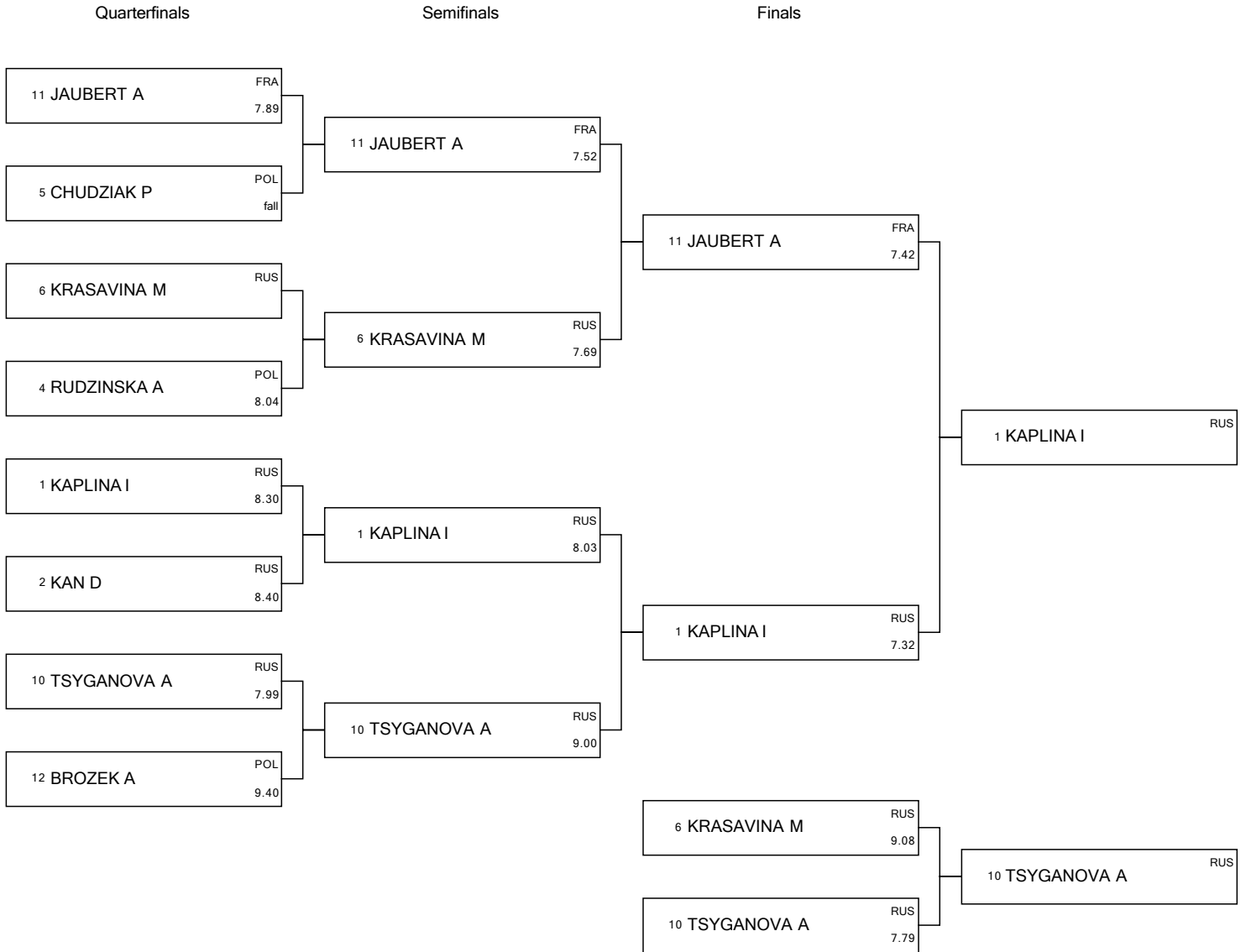
As of SAT 22 JUL 2017

Match	Name	NOC Code	Result	NOC Code	Name
SAT 22 JUL 2017					
Quarterfinals Heat 1	JAUBERT Anouck	FRA	7.89 - DNF	POL	CHUDZIAK Patrycja
Quarterfinals Heat 2	KRASAVINA Mariia	RUS	7.95 - 8.04	POL	RUDZINSKA Aleksandra
Quarterfinals Heat 3	KAPLINA Iuliia	RUS	8.30 - 8.40	RUS	KAN Daria
Quarterfinals Heat 4	TSYGANOVA Anna	RUS	7.99 - 9.40	POL	BROZEK Anna
Semifinals Heat 1	JAUBERT Anouck	FRA	7.52 - 7.69	RUS	KRASAVINA Mariia
Semifinals Heat 2	KAPLINA Iuliia	RUS	8.03 - 9.00	RUS	TSYGANOVA Anna
Bronze Medal Final	KRASAVINA Mariia	RUS	9.08 - 7.79	RUS	TSYGANOVA Anna
Gold Medal Final	JAUBERT Anouck	FRA	7.42 - 7.32	RUS	KAPLINA Iuliia



Brackets

As of SAT 22 JUL 2017






Tournament Summary

As of SAT 22 JUL 2017

Rank	Bib	Name	NOC Code	Final	Small final	Semifinal	Quarterfinal	Qualification
1	1	KAPLINA Iuliia	RUS	7.32		8.03	8.30	7.67
2	11	JAUBERT Anouck	FRA	7.42		7.52	7.89	7.66
3	10	TSYGANOVA Anna	RUS		7.79	9.00	7.99	7.72
4	6	KRASAVINA Mariia	RUS		9.08	7.69	7.95	7.89
5	4	RUDZINSKA Aleksandra	POL				8.04	8.24
6	2	KAN Daria	RUS				8.40	8.46
7	12	BROZEK Anna	POL				9.40	8.45
8	5	CHUDZIAK Patrycja	POL				DNF	8.62
9	8	HE Cuilian	CHN					8.70
10	9	ROJAS Andrea	ECU					8.85
11	7	FLEURET Elma	FRA					9.18
12	3	BUCZEK Klaudia	POL					10.77

Legend:
DNF Did Not Finish

Time 7.32 is new world record.

Timing and Results provided by  TISSOT



Medallists

As of SAT 22 JUL 2017

Medal	Name	NOC
GOLD	KAPLINA Iuliia	RUS - Russian Federation
SILVER	JAUBERT Anouck	FRA - France
BRONZE	TSYGANOVA Anna	RUS - Russian Federation



Results

As of SAT 22 JUL 2017

Bib	Name	NOC Code	Time	Winner
Gold Medal Final				
11	JAUBERT Anouck	FRA	7.42	
1	KAPLINA Iuliia	RUS	7.32	X
Bronze Medal Final				
6	KRASAVINA Mariia	RUS	9.08	
10	TSYGANOVA Anna	RUS	7.79	X



Results

As of SAT 22 JUL 2017

Bib	Name	NOC Code	Time	Winner
Heat 1				
11	JAUBERT Anouck	FRA	7.52	X
6	KRASAVINA Mariia	RUS	7.69	
Heat 2				
1	KAPLINA Iuliia	RUS	8.03	X
10	TSYGANOVA Anna	RUS	9.00	




Results

As of SAT 22 JUL 2017

Bib	Name	NOC Code	Time	Winner
Heat 1				
11	JAUBERT Anouck	FRA	7.89	X
5	CHUDZIAK Patrycja	POL	DNF	
Heat 2				
6	KRASAVINA Mariia	RUS	7.95	X
4	RUDZINSKA Aleksandra	POL	8.04	
Heat 3				
1	KAPLINA Iuliia	RUS	8.30	X
2	KAN Daria	RUS	8.40	
Heat 4				
10	TSYGANOVA Anna	RUS	7.99	X
12	BROZEK Anna	POL	9.40	

Legend:
DNF Did Not Finish

Timing and Results provided by  **TISSOT**




Results

Rank	Bib	Name	NOC Code	Time 1	Time 2	Best of	Remark
1	11	JAUBERT Anouck	FRA	7.66	7.98	7.66	Q
2	1	KAPLINA Iuliia	RUS	7.76	7.67	7.67	Q
3	10	TSYGANOVA Anna	RUS	7.72	8.15	7.72	Q
4	6	KRASAVINA Mariia	RUS	8.00	7.89	7.89	Q
5	4	RUDZINSKA Aleksandra	POL	9.22	8.24	8.24	Q
6	12	BROZEK Anna	POL	8.45	8.93	8.45	Q
7	2	KAN Daria	RUS	8.46	10.35	8.46	Q
8	5	CHUDZIAK Patrycja	POL	8.81	8.62	8.62	Q
9	8	HE Cuilian	CHN	8.70	9.08	8.70	
10	9	ROJAS Andrea	ECU	8.89	8.85	8.85	
11	7	FLEURET Elma	FRA	DNF	9.18	9.18	
12	3	BUCZEK Klaudia	POL	10.77	DNF	10.77	

Legend:

DNF Did Not Finish

Q Qualified

Timing and Results provided by  **TISSOT**

RESULTS BOOK



Sport Climbing Women's Boulder



THE WORLD GAMES
WROCLAW 2017

T+TISSOT



Tournament Summary

Rank	Bib	Name	NOC Code	Final	Qualification
1	3	GEJO Stasa	SRB	4t10 4b8	2t5 4b19
2	1	NONAKA Miho	JPN	3t10 3b8	3t8 4b14
3	4	GIBERT Fanny	FRA	2t2 2b2	3t11 4b13
4	2	NOGUCHI Akiyo	JPN	2t3 2b3	3t4 4b10
5	9	RETSCHY Monika	GER	1t6 2b7	2t4 4b16
6	12	HAYES Margo	USA	0t 2b11	2t3 4b22
7	5	SAURWEIN Katharina	AUT		2t6 4b16
8	6	ONOE Aya	JPN		2t6 2b6
9	7	BESTVATER Alma	GER		1t6 4b11
10	10	EKWINSKA Katarzyna	POL		0t 2b4
11	11	STIRLING Lucinda	AUS		0t 2b18



Medallists

As of FRI 21 JUL 2017

Medal	Name	NOC
GOLD	GEJO Stasa	SRB - Serbia
SILVER	NONAKA Miho	JPN - Japan
BRONZE	GIBERT Fanny	FRA - France



Results

Rank	Bib	Name	NOC Code	Sum (Count back)	Boulder Bonuses			
					1.	2.	3.	4.
1	3	GEJO Stasa	SRB	4t10 4b8	2 2	3 2	1 1	4 3
2	1	NONAKA Miho	JPN	3t10 3b8	6 5	2 1	no no	2 2
3	4	GIBERT Fanny	FRA	2t2 2b2	no no	1 1	1 1	no no
4	2	NOGUCHI Akiyo	JPN	2t3 2b3	no no	1 1	no no	2 2
5	9	RETSCHY Monika	GER	1t6 2b7	6 6	no 1	no no	no no
6	12	HAYES Margo	USA	0t 2b11	no 7	no no	no 4	no no



Results

Rank	Bib	Name	NOC Code	Sum	Boulder Bonuses			
					1.	2.	3.	4.
1	2	NOGUCHI Akiyo	JPN	3t4 4b10	1 1	1 1	2 2	no 6
2	1	NONAKA Miho	JPN	3t8 4b14	1 1	3 2	4 1	no 10
3	4	GIBERT Fanny	FRA	3t11 4b13	1 1	4 3	no 3	6 6
4	12	HAYES Margo	USA	2t3 4b22	2 2	1 1	no 6	no 13
5	9	RETSCHY Monika	GER	2t4 4b16	3 1	no 1	1 1	no 13
6	3	GEJO Stasa	SRB	2t5 4b19	1 1	4 4	no 7	no 7
7	5	SAURWEIN Katharina	AUT	2t6 4b16	4 1	2 2	no 4	no 9
8	6	ONOE Aya	JPN	2t6 2b6	1 1	5 5	no no	no no
9	7	BESTVATER Alma	GER	1t6 4b11	no 1	no 1	no 5	6 4
10	10	EKWINSKA Katarzyna	POL	0t 2b4	no no	no 1	no 3	no no
11	11	STIRLING Lucinda	AUS	0t 2b18	no no	no 3	no no	no 15

RESULTS BOOK



Squash



THE WORLD GAMES
WROCLAW 2017

T+TISSOT
SWISS WATCHES SINCE 1853

RESULTS BOOK

TABLE OF CONTENT

34	Squash	1963
34.1	Table of Contents	1964
34.2	Results Summaries	1968
34.2.1	Results Summary - 25 Jul 2017	1968
34.2.2	Results Summary - 26 Jul 2017	1970
34.2.3	Results Summary - 27 Jul 2017	1971
34.2.4	Results Summary - 28 Jul 2017	1972
34.3	Medallists by Event	1973
34.4	Medal Standings	1974
34.5	Men's	1975
34.5.1	Entry List by Event	1976
34.5.2	Brackets	1977
34.5.3	Medallists	1978
34.5.4	Finals	1979
34.5.4.1	Bronze Medal Match FRA - PER	1979
34.5.4.2	Gold Medal Match GER - FRA	1980
34.5.5	Semifinals	1981
34.5.5.1	Results PER - FRA	1981
34.5.5.2	Results GER - FRA	1982
34.5.6	Quarterfinals	1983
34.5.6.1	Results FRA - GER	1983
34.5.6.2	Results PER - HKG	1984
34.5.6.3	Results FRA - HKG	1985
34.5.6.4	Results GER - COL	1986
34.5.7	Last 16	1987
34.5.7.1	Results GER - AUS	1987
34.5.7.2	Results MAS - COL	1988
34.5.7.3	Results FRA - GBR	1989





34.5.7.4	Results GER - MEX	1990
34.5.7.5	Results PER - MAS	1991
34.5.7.6	Results GBR - HKG	1992
34.5.7.7	Results FRA - GBR	1993
34.5.7.8	Results CZE - HKG	1994
34.5.8	Last 32	1995
34.5.8.1	Results CZE - AUS	1995
34.5.8.2	Results MAS - FIN	1996
34.5.8.3	Results ROU - COL	1997
34.5.8.4	Results GER - POL	1998
34.5.8.5	Results IVB - GBR	1999
34.5.8.6	Results GER - EGY	2000
34.5.8.7	Results HUN - MEX	2001
34.5.8.8	Results PER - AUS	2002
34.5.8.9	Results GBR - ITA	2003
34.5.8.10	Results UKR - HKG	2004
34.5.8.11	Results FRA - POL	2005
34.5.8.12	Results GBR - EGY	2006
34.5.8.13	Results GBR - CZE	2007
34.5.8.14	Results RUS - HKG	2008
34.6	Women's	2009
34.6.1	Entry List by Event	2010
34.6.2	Brackets	2011
34.6.3	Medallists	2012
34.6.4	Finals	2013
34.6.4.1	Bronze Medal Match GBR - MAS	2013
34.6.4.2	Gold Medal Match FRA - HKG	2014
34.6.5	Semifinals	2015
34.6.5.1	Results HKG - MAS	2015
34.6.5.2	Results FRA - GBR	2016
34.6.6	Quarterfinals	2017
34.6.6.1	Results GBR - GBR	2017
34.6.6.2	Results HKG - FRA	2018
34.6.6.3	Results BEL - MAS	2019
34.6.6.4	Results FRA - EGY	2020
34.6.7	Last 16	2021
34.6.7.1	Results FRA - GBR	2021
34.6.7.2	Results COL - EGY	2022
34.6.7.3	Results GBR - JPN	2023





34.6.7.4	Results MAS - GBR	2024
34.6.7.5	Results HKG - NED	2025
34.6.7.6	Results GBR - FRA	2026
34.6.7.7	Results BEL - AUS	2027
34.6.7.8	Results MEX - MAS	2028
34.6.8	Last 32	2029
34.6.8.1	Results FRA - POL	2029
34.6.8.2	Results NED - GBR	2030
34.6.8.3	Results COL - LAT	2031
34.6.8.4	Results GER - EGY	2032
34.6.8.5	Results GBR - UKR	2033
34.6.8.6	Results CZE - JPN	2034
34.6.8.7	Results MAS - CZE	2035
34.6.8.8	Results SUI - GBR	2036
34.6.8.9	Results HKG - UKR	2037
34.6.8.10	Results AUS - GBR	2038
34.6.8.11	Results HUN - FRA	2039
34.6.8.12	Results BEL - POL	2040
34.6.8.13	Results GER - AUS	2041
34.6.8.14	Results MEX - ESP	2042
34.6.8.15	Results RUS - MAS	2043





Daily Results Summary

Start Time	Court	Round	Event	Match Number	Name	CGA Code	Match Result	Games
12:10	SC	R32	WS	1	SERME Camille RYFA Natalia	FRA POL	3-0	(11-3 11-4 11-3)
	9	R32	WS	2	ter SLUIS Tessa THOMSON Alison	NED GBR	1-3	(8-11 7-11 11-9 6-11)
	7	R32	WS	3	PELAEZ Catalina MACKEVICA Ineta	COL LAT	3-2	(11-9 8-11 6-11 12-10 11-8)
	GC	R32	WS	4	HENNES Franziska SHAHIN Nadine	GER EGY	0-3	(3-11 4-11 4-11)
	8	R32	WS	5	MOVERLEY Fiona USENKO Nadiia	GBR UKR	3-0	(11-2 11-6 11-7)
12:30	9	R32	WS	6	KUBANOVA Zuzana KOBAYASHI Misaki	CZE JPN	0-3	(9-11 2-11 2-11)
	7	R32	WS	7	ARNOLD Rachel SERME Anna	MAS CZE	3-1	(12-10 11-13 11-8 11-6)
	SC	R32	WS	8	WALSER Celine TOMLINSON Millie	SUI GBR	0-3	(2-11 2-11 6-11)
	GC	R32	WS	9	CHAN Joey BUSHMA Alina	HKG UKR	3-0	(11-6 11-2 11-4)
13:00	7	R32	WS	11	TURNBULL Jessica AITKEN Lisa	AUS GBR	0-3	(5-11 12-14 10-12)
	GC	R32	WS	12	KISS-MATE Csenge AUMARD Coline	HUN FRA	0-3	(4-11 2-11 11-13)
	SC	R32	WS	13	GILIS Nele KAMINSKA Magda	BEL POL	3-0	(11-4 11-7 11-5)
	9	R32	WS	14	KANDRA Sina SAXBY Tamika	GER AUS	1-3	(11-9 6-11 5-11 4-11)
	8	R32	WS	15	TERAN Samantha GOMEZ Cristina	MEX ESP	3-1	(12-14 11-6 11-3 11-5)
13:30	9	R32	MS	2	MEKBIB Daniel DOWLING Rhys	CZE AUS	2-3	(7-11 11-8 11-9 8-11 10-12)
	7	R32	MS	3	YUEN Ivan TUOMI Matias	MAS FIN	3-0	(11-6 13-11 11-8)
	GC	R32	MS	4	HAPUN Vasile RODRIGUEZ Miguel Angel	ROU COL	0-3	(4-11 5-11 4-11)
	SC	R32	WS	16	BELIAEVA Irina DAVID Nicol	RUS MAS	0-3	(4-11 3-11 3-11)
14:00	SC	R32	MS	1	ROSNER Simon NOWISZ Wojciech	GER POL	3-0	(11-3 11-2 11-1)
	9	R32	MS	6	CHAPMAN Joe KEMPESELL Douglas	IVB GBR	1-3	(6-11 11-9 3-11 4-11)
	7	R32	MS	7	KANDRA Raphael HANY Ahmed	GER EGY	3-0	(11-7 11-9 11-7)
	GC	R32	MS	8	FARKAS Balazs SALAZAR Cezar	HUN MEX	2-3	(7-11 11-5 11-9 5-11 4-11)
	8	R32	MS	9	ELIAS Diego EUSTACE Alex	PER AUS	3-0	(11-4 11-4 11-4)



Daily Results Summary

Start Time	Court	Round	Event	Match Number	Name	CGA Code	Match Result	Games
14:30	9	R32	MS	11	COLEMAN Ben FARNETI Yuri	GBR ITA	3-0	(11-9 11-5 11-7)
	GC	R32	MS	12	RYBALCHENKO Konstantyn YIP Tsz Fung	UKR HKG	0-3	(2-11 1-11 5-11)
	SC	R32	MS	13	MARCHE Gregoire KOTRA Mateusz	FRA POL	3-0	(11-2 11-2 11-7)
	8	R32	MS	14	STEWART Rory ESSAM Shehab	GBR EGY	3-0	(11-8 11-3 11-4)
15:00	GC	R32	MS	15	MASTERS Joshua KOUKAL Jan	GBR CZE	1-3	(7-11 9-11 11-5 11-13)
	SC	R32	MS	16	SEVERINOV Alexey LEE Max	RUS HKG	0-3	(4-11 8-11 6-11)
17:00	SC	R/16	WS	17	SERME Camille THOMSON Alison	FRA GBR	3-0	(11-5 13-11 11-6)
	9	R/16	WS	18	PELAEZ Catalina SHAHIN Nadine	COL EGY	1-3	(2-11 11-6 9-11 6-11)
	7	R/16	WS	19	MOVERLEY Fiona KOBAYASHI Misaki	GBR JPN	3-0	(11-6 11-9 11-7)
	GC	R/16	WS	20	ARNOLD Rachel TOMLINSON Millie	MAS GBR	2-3	(11-7 9-11 11-4 8-11 13-15)
17:50	GC	R/16	WS	21	CHAN Joey van der HEIJDEN Milou	HKG NED	3-1	(14-12 11-7 9-11 11-9)
	7	R/16	WS	22	AITKEN Lisa AUMARD Coline	GBR FRA	1-3	(5-11 11-6 9-11 4-11)
	9	R/16	WS	23	GILIS Nele SAXBY Tamika	BEL AUS	3-0	(11-6 11-8 11-6)
	SC	R/16	WS	24	TERAN Samantha DAVID Nicol	MEX MAS	0-3	(3-11 6-11 8-11)
18:40	SC	R/16	MS	17	ROSNER Simon DOWLING Rhys	GER AUS	3-0	(11-8 11-3 11-7)
	7	R/16	MS	18	YUEN Ivan RODRIGUEZ Miguel Angel	MAS COL	1-3	(11-4 2-11 8-11 5-11)
	9	R/16	MS	19	CASTAGNET Mathieu KEMPSELL Douglas	FRA GBR	3-1	(9-11 11-5 11-4 11-2)
	GC	R/16	MS	20	KANDRA Raphael SALAZAR Cezar	GER MEX	3-0	(11-6 11-3 11-7)
19:40	GC	R/16	MS	21	ELIAS Diego ADNAN Nafizwan	PER MAS	3-1	(11-7 8-11 11-3 11-5)
	7	R/16	MS	22	COLEMAN Ben YIP Tsz Fung	GBR HKG	2-3	(11-6 4-11 11-8 10-12 7-11)
	9	R/16	MS	23	MARCHE Gregoire STEWART Rory	FRA GBR	3-1	(11-4 8-11 11-3 11-1)
	SC	R/16	MS	24	KOUKAL Jan LEE Max	CZE HKG	0-3	(6-11 3-11 2-11)

LEGEND

DSQ Disqualified
PR Preliminaries

INJ Injured
QF Quarterfinal

MS Men's Singles
SF Semifinal

WS Women's Singles
PL Placement

Rn Round n
F Finals

Timing and Results provided by **TISSOT**



THE WORLD GAMES
WROCLAW 2017

Hasta La Vista Sports Complex

WED 26 JUL 2017

Squash



Daily Results Summary

Start Time	Court	Round	Event	Match Number	Name	CGA Code	Match Result	Games
11:00	SC	QF	WS	26	MOVERLEY Fiona TOMLINSON Millie	GBR GBR	3-1	(7-11 11-7 11-3 11-9)
12:00	SC	QF	MS	26	CASTAGNET Mathieu KANDRA Raphael	FRA GER	3-2	(8-11 11-6 10-12 11-7 11-3)
13:00	SC	QF	WS	27	CHAN Joey AUMARD Coline	HKG FRA	3-2	(7-11 5-11 11-1 11-4 11-8)
14:00	SC	QF	MS	27	ELIAS Diego YIP Tsz Fung	PER HKG	3-1	(11-0 8-11 11-9 13-11)
15:00	SC	QF	WS	28	GILIS Nele DAVID Nicol	BEL MAS	0-3	(9-11 10-12 7-11)
16:00	SC	QF	MS	28	MARCHE Gregoire LEE Max	FRA HKG	3-0	(11-8 11-9 11-2)
17:00	SC	QF	WS	25	SERME Camille SHAHIN Nadine	FRA EGY	3-0	(11-3 11-4 11-1)
18:00	SC	QF	MS	25	ROSNER Simon RODRIGUEZ Miguel Angel	GER COL	3-2	(9-11 11-7 11-5 7-11 11-7)

LEGEND

DSQ Disqualified
PR Preliminaries

INJ Injured
QF Quarterfinal

MS Men's Singles
SF Semifinal

WS Women's Singles
PL Placement

Rn Round n
F Finals

Timing and Results provided by **TISSOT**

SQ0000Y26_C74 1.0

Report Created FRI 28 JUL 2017 19:11

Page 1 / 1





THE WORLD GAMES
WROCLAW 2017



Daily Results Summary

Start Time	Court	Round	Event	Match Number	Name	CGA Code	Match Result	Games
16:00	SC	SF	WS	30	CHAN Joey DAVID Nicol	HKG MAS	3-2	(7-11 12-10 5-11 11-4 11-5)
17:00	SC	SF	MS	30	ELIAS Diego MARCHE Gregoire	PER FRA	0-3	(7-11 4-11 8-11)
18:00	SC	SF	WS	29	SERME Camille MOVERLEY Fiona	FRA GBR	3-0	(11-6 11-5 11-7)
19:00	SC	SF	MS	29	ROSNER Simon CASTAGNET Mathieu	GER FRA	3-1	(9-11 12-10 11-5 11-7)

LEGEND

DSQ Disqualified
PR Preliminaries

INJ Injured
QF Quarterfinal

MS Men's Singles
SF Semifinal

WS Women's Singles
PL Placement

Rn Round n
F Finals

Timing and Results provided by **TISSOT**



THE WORLD GAMES
WROCLAW 2017

Hasta La Vista Sports Complex

FRI 28 JUL 2017

Squash



Daily Results Summary

Start Time	Court	Round	Event	Match Number	Name	CGA Code	Match Result	Games
16:00	SC	P	WS	31	MOVERLEY Fiona DAVID Nicol	GBR MAS	0-3	(4-11 8-11 3-11)
16:45	SC	P	MS	31	CASTAGNET Mathieu ELIAS Diego	FRA PER	3-0	(14-12 12-10 11-8)
18:30	SC	F	WS	32	SERME Camille CHAN Joey	FRA HKG	3-0	(11-4 11-3 11-4)
19:45	SC	F	MS	32	ROSNER Simon MARCHE Gregoire	GER FRA	3-1	(15-13 11-6 9-11 11-8)

LEGEND

DSQ Disqualified
PR Preliminaries

INJ Injured
QF Quarterfinal

MS Men's Singles
SF Semifinal

WS Women's Singles
PL Placement

Rn Round n
F Finals

Timing and Results provided by TISSOT

SQ0000Y28_C74 2.0

Report Created FRI 28 JUL 2017 21:13

Page 1 / 1






After 2 of 2 Events

Medallists by Event

As of FRI 28 JUL 2017

Event Name	Date	Medal	Name	NOC Code
Men's Singles	FRI 28 JUL	GOLD	ROSNER Simon	GER
		SILVER	MARCHE Gregoire	FRA
		BRONZE	CASTAGNET Mathieu	FRA
Women's Singles	FRI 28 JUL	GOLD	SERME Camille	FRA
		SILVER	CHAN Joey	HKG
		BRONZE	DAVID Nicol	MAS

Timing and Results provided by  **TISSOT**



After 2 of 2 Events

Medal Standings

As of FRI 28 JUL 2017

Rank	NOC	Men				Women				Total				Rank by Total
		G	S	B	Tot	G	S	B	Tot	G	S	B	Tot	
1	FRA - France		1	1	2	1			1	1	1	1	3	1
2	GER - Germany	1			1					1			1	=2
3	HKG - Hong Kong, China						1		1		1		1	=2
4	MAS - Malaysia							1	1			1	1	=2
Total:		1	1	1	3	1	1	1	3	2	2	2	6	

LEGEND


= Equal sign indicates that two or more NOCs share the same rank by total

B Bronze

G Gold

S Silver

Tot Total

Timing and Results provided by  **TISSOT**

RESULTS BOOK



Squash Men's



THE WORLD GAMES
WROCLAW 2017

T+TISSOT
SWISS WATCHES SINCE 1853



Entry List by Event

As of MON 24 JUL 2017

NOC	Name	Date of Birth
MAS - Malaysia	ADNAN Nafizwan	24 APR 1986
	YUEN Ivan	15 SEP 1990
FRA - France	CASTAGNET Mathieu	14 NOV 1986
	MARCHE Gregoire	3 MAR 1990
GER - Germany	KANDRA Raphael	29 OCT 1990
	ROSNER Simon	5 NOV 1987
POL - Poland	NOWISZ Wojciech	4 AUG 1986
	KOTRA Mateusz	19 APR 1990
CZE - Czech Republic	MEKBIB Daniel	4 JUL 1992
	KOUKAL Jan	20 JUN 1983
AUS - Australia	DOWLING Rhys	25 MAR 1995
	EUSTACE Alex	30 DEC 1997
FIN - Finland	TUOMI Matias	30 SEP 1985
ROU - Romania	HAPUN Vasile	19 APR 1996
COL - Colombia	RODRIGUEZ Miguel Angel	20 DEC 1985
DEN - Denmark	KIEHN Lau Ulrik	28 DEC 1990
IVB - British Virgin Islands	CHAPMAN Joe	22 JUL 1990
GBR - Great Britain	KEMPSELL Douglas	13 APR 1993
	LEE Joe	
	STEWART Rory	19 JUL 1996
	MASTERS Joshua	6 APR 1995
	COLEMAN Ben	13 APR 1991
EGY - Egypt	HANY Ahmed	10 FEB 1993
	ESSAM Shehab	24 JUN 1995
HUN - Hungary	FARKAS Balazs	2 APR 1997
MEX - Mexico	SALAZAR Cezar	3 JAN 1988
LAT - Latvia	PAVULANS Alex	24 MAY 1972
ITA - Italy	FARNETI Yuri	3 JAN 1996
UKR - Ukraine	RYBALCHENKO Konstantyn	15 SEP 1979
HKG - Hong Kong	YIP Tsz Fung	19 SEP 1993
	LEE Max	9 JAN 1988
RUS - Russian Fed.	SEVERINOV Alexey	23 JAN 1980
PER - Peru	ELIAS Diego	19 NOV 1996



Results Bracket

Round of 32		Round of 16		Quarterfinal	Semifinal	Finals
GER	ROSNER Simon (1)	3-0 (11-3 11-2 11-1)	ROSNER Simon	3-0 (11-8 11-3 11-7)	ROSNER Simon	<p>GOLD ROSNER S 3-1 (15-13 11-6 9-11 11-8)</p> <hr/> <p>SILVER MARCHE G</p> <hr/> <p>BRONZE CASTAGNET M 3-0 (14-12 12-10 11-8)</p>
POL	NOWISZ Wojciech					
CZE	MEKBIB Daniel	DOWLING Rhys				
AUS	DOWLING Rhys (9/16)	3-2 (11-7 8-11 9-11 11-8 12-10)				
MAS	YUEN Ivan (9/16)	3-0 (11-6 13-11 11-8)				
FIN	TUOMI Matias	YUEN Ivan				
ROU	HAPUN Vasile	RODRIGUEZ Miguel Angel	RODRIGUEZ Miguel Angel	3-1 (4-11 11-2 11-8 11-5)		
COL	RODRIGUEZ Miguel Angel (5/8)	3-0 (11-4 11-5 11-4)				
FRA	CASTAGNET Mathieu (5/8)	W.O.				
DEN	KIEHN Lau Ulrik	CASTAGNET Mathieu				
IVB	CHAPMAN Joe	KEMPESELL Douglas	CASTAGNET Mathieu	3-1 (9-11 11-5 11-4 11-2)		
GBR	KEMPESELL Douglas (9/16)	3-1 (11-6 9-11 11-3 11-4)				
GER	KANDRA Raphael (9/16)	3-0 (11-7 11-9 11-7)				
EGY	HANY Ahmed	KANDRA Raphael				
HUN	FARKAS Balazs	SALAZAR Cezar	KANDRA Raphael	3-0 (11-6 11-3 11-7)		
MEX	SALAZAR Cezar (3/4)	3-2 (11-7 5-11 9-11 11-5 11-4)				
PER	ELIAS Diego (3/4)	3-0 (11-4 11-4 11-4)				
AUS	EUSTACE Alex	ELIAS Diego				
LAT	PAVULANS Alex	ADNAN Nafizwan	ELIAS Diego	3-1 (11-7 8-11 11-3 11-5)		
MAS	ADNAN Nafizwan (9/16)	W.O.				
GBR	COLEMAN Ben	3-0 (11-9 11-5 11-7)				
ITA	FARNETI Yuri	COLEMAN Ben				
UKR	RYBALCHENKO Konstantyn	YIP Tsz Fung	YIP Tsz Fung	3-2 (6-11 11-4 8-11 12-10 11-7)		
HKG	YIP Tsz Fung (5/8)	3-0 (11-2 11-1 11-5)				
FRA	MARCHE Gregoire (5/8)	3-0 (11-2 11-2 11-7)				
POL	KOTRA Mateusz	MARCHE Gregoire				
GBR	STEWART Rory	STEWART Rory	MARCHE Gregoire	3-1 (11-4 8-11 11-3 11-1)		
EGY	ESSAM Shehab (9/16)	3-0 (11-8 11-3 11-4)				
GBR	MASTERS Joshua (9/16)	3-1 (11-7 11-9 5-11 13-11)				
CZE	KOUKAL Jan	KOUKAL Jan				
RUS	SEVERINOV Alexey	LEE Max	LEE Max	3-0 (11-6 11-3 11-2)		
HKG	LEE Max (2)	3-0 (11-4 11-8 11-6)				



Medallists

Medal	Name	NOC
GOLD	ROSNER Simon	GER - Germany
SILVER	MARCHE Gregoire	FRA - France
BRONZE	CASTAGNET Mathieu	FRA - France



Match Report

CASTAGNET Mathieu (FRA) **3 vs 0** ELIAS Diego (PER)

Match Summary		Match	Game 1	Game 2	Game 3	Game 4	Game 5
CASTAGNET M	FRA	3	14	12	11		
ELIAS D	PER	0	12	10	8		
Duration		53 min	21 min	19 min	10 min		

Match No.: MS31 Court: SC
Referees: MASSARELLA John (GBR) FORTER Tomas (CZE) HARENBERG Ralph (GER)

Game Progress

1	CASTAGNET M (FRA)	0	0	0	1	1	1	2	2	3	3	3	4	5	5	5	6	7	7	8	9	10	11	11	11	12
	ELIAS D (PER)	0	1	2	2	3	4	4	5	5	6	7	7	7	8	9	9	9	10	10	10	10	10	11	12	12
		13	14																							
		12	12																							
2	CASTAGNET M (FRA)	0	1	2	3	3	4	4	5	5	5	6	6	6	7	7	8	8	8	8	9	10	11	12		
	ELIAS D (PER)	0	0	0	0	1	1	2	2	3	4	4	5	6	6	7	7	8	9	10	10	10	10	10		
3	CASTAGNET M (FRA)	0	0	1	1	1	1	1	2	3	4	4	5	6	6	7	8	9	9	10	11					
	ELIAS D (PER)	0	1	1	2	3	4	5	5	5	5	6	6	6	7	7	7	7	8	8	8					



Match Report

ROSNER Simon (GER) **3 vs 1** MARCHE Gregoire (FRA)

Match Summary		Match	Game 1	Game 2	Game 3	Game 4	Game 5
ROSNER S	GER	3	15	11	9	11	
MARCHE G	FRA	1	13	6	11	8	
Duration		73 min	34 min	10 min	14 min	11 min	

Match No.: MS32 Court: SC
Referees: FORTER Tomas (CZE) MASSARELLA John (GBR) GINGELL Roy (GBR)

Game Progress

1	ROSNER S (GER)	0	1	2	2	2	3	4	5	6	6	6	6	7	8	8	8	9	9	10	10	10	10	11	11	12	13		
	MARCHE G (FRA)	0	0	0	1	2	2	2	2	2	2	3	4	5	5	5	6	7	7	8	8	9	10	11	11	12	12		
		13	14	15																									
		13	13	13																									
2	ROSNER S (GER)	0	0	0	1	2	3	4	4	4	5	6	6	7	8	9	10	10	11										
	MARCHE G (FRA)	0	1	2	2	2	2	2	3	4	4	4	5	5	5	5	5	6	6										
3	ROSNER S (GER)	0	1	1	1	2	3	4	4	5	6	7	7	7	7	8	8	8	8	9	9	9							
	MARCHE G (FRA)	0	0	1	2	2	2	2	3	3	3	3	4	5	6	6	7	8	9	9	10	11							
4	ROSNER S (GER)	0	1	2	3	4	4	5	6	6	6	6	6	6	6	7	7	8	9	10	11								
	MARCHE G (FRA)	0	0	0	0	0	1	1	1	2	3	4	5	6	7	7	8	8	8	8	8	8							



Match Report

ELIAS Diego (PER) 0 vs 3 MARCHE Gregoire (FRA)

Match Summary		Match	Game 1	Game 2	Game 3	Game 4	Game 5
ELIAS D	PER	0	7	4	8		
MARCHE G	FRA	3	11	11	11		
Duration		37 min	12 min	9 min	13 min		

Match No.: MS30 Court: SC
Referees: HARENBERG Ralph (GER) FORTER Tomas (CZE) GINGELL Roy (GBR)

Game Progress

1	ELIAS D (PER)	0	0	0	1	1	1	1	2	2	3	4	4	5	5	6	6	7	7	7	
	MARCHE G (FRA)	0	1	2	2	3	4	5	5	6	6	6	7	7	8	8	9	9	10	11	
2	ELIAS D (PER)	0	0	1	2	2	2	2	2	3	3	3	3	3	3	4	4				
	MARCHE G (FRA)	0	1	1	1	2	3	4	5	5	6	7	8	9	10	10	11				
3	ELIAS D (PER)	0	0	1	1	1	2	2	3	3	3	4	5	6	6	6	6	7	8	8	8
	MARCHE G (FRA)	0	1	1	2	3	3	4	4	5	6	6	6	6	7	8	9	9	9	10	11



Match Report

ROSNER Simon (GER) **3 vs 1** CASTAGNET Mathieu (FRA)

Match Summary

		Match	Game 1	Game 2	Game 3	Game 4	Game 5
ROSNER S	GER	3	9	12	11	11	
CASTAGNET M	FRA	1	11	10	5	7	
	Duration	62 min	20 min	16 min	10 min	12 min	

Match No.: MS29 Court: SC
Referees: GINGELL Roy (GBR) FORTER Tomas (CZE) MASSARELLA John (GBR)

Game Progress

1	ROSNER S (GER)	0	1	2	3	4	4	5	6	6	6	6	6	7	7	8	9	9	9	9	9		
	CASTAGNET M (FRA)	0	0	0	0	0	1	1	1	2	3	4	5	6	7	7	7	8	9	10	11		
2	ROSNER S (GER)	0	1	1	2	3	4	5	5	6	6	7	8	8	9	9	9	9	9	10	10	11	12
	CASTAGNET M (FRA)	0	0	1	1	1	1	1	2	2	3	3	3	4	4	5	6	7	8	9	9	10	10
3	ROSNER S (GER)	0	0	1	1	1	1	1	2	3	4	5	6	7	8	9	10	11					
	CASTAGNET M (FRA)	0	1	1	2	3	4	5	5	5	5	5	5	5	5	5	5						
4	ROSNER S (GER)	0	1	2	3	3	4	5	6	6	6	6	7	7	7	8	9	9	10	11			
	CASTAGNET M (FRA)	0	0	0	0	1	1	1	1	2	3	4	4	5	6	6	6	7	7	7			



Match Report

CASTAGNET Mathieu (FRA) **3 vs 2** KANDRA Raphael (GER)

Match Summary		Match	Game 1	Game 2	Game 3	Game 4	Game 5
CASTAGNET M	FRA	3	8	11	10	11	11
KANDRA R	GER	2	11	6	12	7	3
Duration		59 min	11 min	9 min	17 min	9 min	8 min

Match No.: MS26 Court: SC
Referees: GINGELL Roy (GBR) FORTER Tomas (CZE) HARENBERG Ralph (GER)

Game Progress

1	CASTAGNET M (FRA)	0	0	0	1	2	3	3	3	4	4	4	4	5	5	5	6	7	7	8	8			
	KANDRA R (GER)	0	1	2	2	2	2	3	4	4	5	6	7	7	8	9	9	9	10	10	11			
2	CASTAGNET M (FRA)	0	1	2	2	3	3	4	5	5	6	7	7	8	8	9	10	10	11					
	KANDRA R (GER)	0	0	0	1	1	2	2	2	3	3	3	4	4	5	5	5	6	6					
3	CASTAGNET M (FRA)	0	0	1	1	2	2	2	3	4	5	6	7	8	8	9	9	10	10	10	10	10		
	KANDRA R (GER)	0	1	1	2	2	3	4	4	4	4	4	4	4	5	5	6	6	7	8	9	10	11	12
4	CASTAGNET M (FRA)	0	1	1	1	1	2	3	4	5	6	7	7	7	7	7	8	9	10	11				
	KANDRA R (GER)	0	0	1	2	3	3	3	3	3	3	3	4	5	6	7	7	7	7	7				
5	CASTAGNET M (FRA)	0	1	2	2	3	4	5	5	6	7	8	9	10	10	11								
	KANDRA R (GER)	0	0	0	1	1	1	1	2	2	2	2	2	2	2	3	3							



Match Report

ELIAS Diego (PER) **3 vs 1** YIP Tsz Fung (HKG)

Match Summary		Match	Game 1	Game 2	Game 3	Game 4	Game 5
ELIAS D	PER	3	11	8	11	13	
YIP T	HKG	1	0	11	9	11	
Duration		28 min	3 min	6 min	9 min	4 min	

Match No.: MS27 Court: SC
Referees: HARENBERG Ralph (GER) MASSARELLA John (GBR) GINGELL Roy (GBR)

Game Progress

1	ELIAS D (PER)	0	1	2	3	4	5	6	7	8	9	10	11	YIP T (HKG)	0	0	0	0	0	0	0	0	0	0	0	0																													
2	ELIAS D (PER)	0	1	2	2	3	4	4	4	5	5	6	7	7	7	7	8	8	8	8	YIP T (HKG)	0	0	0	1	1	1	2	3	3	4	4	4	5	6	7	8	8	9	10	11														
3	ELIAS D (PER)	0	0	1	2	2	2	2	2	3	3	3	4	5	6	7	8	8	9	9	10	11	YIP T (HKG)	0	1	1	1	2	3	4	5	5	6	7	7	7	7	7	7	8	8	9	9	9											
4	ELIAS D (PER)	0	1	2	2	2	3	3	4	4	5	5	6	6	7	8	8	8	8	8	9	10	10	10	11	12	13	YIP T (HKG)	0	0	0	1	2	2	3	3	4	4	5	5	6	6	6	6	7	8	9	10	10	10	10	11	11	11	11



Match Report

MARCHE Gregoire (FRA) **3 vs 0** LEE Max (HKG)

Match Summary		Match	Game 1	Game 2	Game 3	Game 4	Game 5
MARCHE G	FRA	3	11	11	11		
LEE M	HKG	0	8	9	2		
Duration		38 min	12 min	15 min	8 min		

Match No.: MS28 Court: SC
Referees: FORTER Tomas (CZE) HARENBERG Ralph (GER) MASSARELLA John (GBR)

Game Progress

1	MARCHE G (FRA)	0	1	1	1	2	2	2	2	2	3	3	4	5	6	7	7	8	9	10	11	
	LEE M (HKG)	0	0	1	2	2	3	4	5	6	6	7	7	7	7	7	8	8	8	8	8	
2	MARCHE G (FRA)	0	0	1	2	2	3	4	4	4	5	5	6	7	8	9	9	9	10	10	10	11
	LEE M (HKG)	0	1	1	1	2	2	2	3	4	4	5	5	5	5	5	6	7	7	8	9	9
3	MARCHE G (FRA)	0	1	1	2	3	4	5	6	7	8	9	9	10	11							
	LEE M (HKG)	0	0	1	1	1	1	1	1	1	1	1	1	2	2	2						



Match Report

ROSNER Simon (GER) **3 vs 2** RODRIGUEZ Miguel Angel (COL)

Match Summary		Match	Game 1	Game 2	Game 3	Game 4	Game 5
ROSNER S	GER	3	9	11	11	7	11
RODRIGUEZ M	COL	2	11	7	5	11	7
Duration		65 min	18 min	9 min	8 min	7 min	18 min

Match No.: MS25 Court: SC
Referees: MASSARELLA John (GBR) GINGELL Roy (GBR) FORTER Tomas (CZE)

Game Progress

1	ROSNER S (GER)	0	1	1	2	3	3	4	4	4	5	6	6	7	7	7	8	8	8	8	9	9
	RODRIGUEZ M (COL)	0	0	1	1	1	2	2	3	4	4	4	5	5	6	7	7	8	9	10	10	11
2	ROSNER S (GER)	0	1	2	3	4	5	6	6	6	6	6	7	7	8	9	9	10	10	11		
	RODRIGUEZ M (COL)	0	0	0	0	0	0	0	1	2	3	4	4	5	5	5	6	6	7	7		
3	ROSNER S (GER)	0	0	1	1	2	3	3	4	5	6	6	7	7	8	9	10	11				
	RODRIGUEZ M (COL)	0	1	1	2	2	2	3	3	3	3	4	4	5	5	5	5	5				
4	ROSNER S (GER)	0	0	0	1	2	3	3	3	4	5	5	5	5	5	6	6	7	7	7		
	RODRIGUEZ M (COL)	0	1	2	2	2	2	3	4	4	4	5	6	7	8	8	9	9	10	11		
5	ROSNER S (GER)	0	0	1	1	2	2	2	3	4	5	6	7	8	9	9	9	10	10	11		
	RODRIGUEZ M (COL)	0	1	1	2	2	3	4	4	4	4	4	4	4	4	5	6	6	7	7		



Match Report

ROSNER Simon (GER) **3 vs 0** DOWLING Rhys (AUS)

Match Summary		Match	Game 1	Game 2	Game 3	Game 4	Game 5
ROSNER S	GER	3	11	11	11		
DOWLING R	AUS	0	8	3	7		
Duration		22 min	7 min	4 min	8 min		

Match No.: MS17 Court: SC
Referees: BAJGAR Tomas (CZE) SAMBORSKI Piotr (POL) CISZEWSKI Marcin

Game Progress

1	ROSNER S (GER)	0	1	2	3	3	3	3	4	4	5	6	6	6	7	7	8	9	10	11	
	DOWLING R (AUS)	0	0	0	0	1	2	3	3	4	4	4	5	6	6	7	7	7	8	8	8
2	ROSNER S (GER)	0	1	2	3	4	5	5	6	7	8	8	9	9	10	11					
	DOWLING R (AUS)	0	0	0	0	0	0	1	1	1	1	2	2	3	3	3					
3	ROSNER S (GER)	0	0	0	1	1	1	1	2	3	4	4	5	6	6	7	8	9	10	11	
	DOWLING R (AUS)	0	1	2	2	3	4	5	5	5	5	6	6	6	7	7	7	7	7	7	7



Match Report

YUEN Ivan (MAS) 1 vs 3 RODRIGUEZ Miguel Angel (COL)

Match Summary		Match	Game 1	Game 2	Game 3	Game 4	Game 5
YUEN I	MAS	1	11	2	8	5	
RODRIGUEZ M	COL	3	4	11	11	11	
Duration		31 min	6 min	5 min	11 min	6 min	

Match No.: MS18 Court: 7
Referees: SAUNDERS Simon (GBR)

Game Progress

1	YUEN I (MAS)	0	0	1	2	3	4	5	6	7	8	9	10	10	10	10	11				
	RODRIGUEZ M (COL)	0	1	1	1	1	1	1	1	1	1	1	1	2	3	4	4				
2	YUEN I (MAS)	0	0	0	0	0	0	1	2	2	2	2	2	2	2	2	2				
	RODRIGUEZ M (COL)	0	1	2	3	4	5	5	5	6	7	8	9	10	11	11	11				
3	YUEN I (MAS)	0	1	2	2	3	3	3	4	5	6	6	6	7	7	7	8	8	8	8	8
	RODRIGUEZ M (COL)	0	0	0	1	1	2	3	3	3	3	4	5	5	6	7	7	8	9	10	11
4	YUEN I (MAS)	0	0	0	0	0	1	1	1	1	1	2	3	3	4	4	5	5	5	5	5
	RODRIGUEZ M (COL)	0	1	2	3	4	4	5	6	7	8	8	8	9	9	10	10	10	10	10	11



Match Report

CASTAGNET Mathieu (FRA) **3 vs 1** KEMPESELL Douglas (GBR)

Match Summary

		Match	Game 1	Game 2	Game 3	Game 4	Game 5
CASTAGNET M	FRA	3	9	11	11	11	
KEMPESELL D	GBR	1	11	5	4	2	
	Duration	49 min	15 min	10 min	11 min	9 min	

Match No.: MS19 Court: 9
Referees: HARENBERG Ralph (GER)

Game Progress

1	CASTAGNET M (FRA)	0	0	1	1	2	2	2	2	3	4	4	4	5	5	5	6	7	7	8	9	9
	KEMPESELL D (GBR)	0	1	1	2	2	3	4	5	5	6	7	7	8	9	9	9	10	10	10	10	11
2	CASTAGNET M (FRA)	0	1	1	2	2	2	3	4	4	5	6	7	8	9	10	10	11				
	KEMPESELL D (GBR)	0	0	1	1	2	3	3	3	4	4	4	4	4	4	4	5	5				
3	CASTAGNET M (FRA)	0	1	2	2	3	4	4	5	5	5	6	7	8	9	10	11					
	KEMPESELL D (GBR)	0	0	0	1	1	1	2	2	3	4	4	4	4	4	4	4	4				
4	CASTAGNET M (FRA)	0	1	2	2	3	4	4	5	6	7	8	9	10	11							
	KEMPESELL D (GBR)	0	0	0	1	1	1	2	2	2	2	2	2	2	2							



Match Report

KANDRA Raphael (GER) **3 vs 0** SALAZAR Cezar (MEX)

Match Summary		Match	Game 1	Game 2	Game 3	Game 4	Game 5
KANDRA R	GER	3	11	11	11		
SALAZAR C	MEX	0	6	3	7		
Duration		23 min	9 min	4 min	7 min		

Match No.: MS20 Court: GC
Referees: CAMPBELL Mike (GBR)

Game Progress

1	KANDRA R (GER)	0	1	1	1	2	3	3	3	4	5	5	6	7	8	9	10	10	11	
	SALAZAR C (MEX)	0	0	1	2	2	2	3	4	4	4	5	5	5	5	5	5	6	6	
2	KANDRA R (GER)	0	1	1	2	3	4	5	6	6	7	8	9	10	10	11				
	SALAZAR C (MEX)	0	0	1	1	1	1	1	1	2	2	2	2	2	3	3				
3	KANDRA R (GER)	0	1	1	2	2	3	3	4	5	6	6	7	7	7	8	9	10	10	11
	SALAZAR C (MEX)	0	0	1	1	2	2	3	3	3	3	4	4	5	6	6	6	6	7	7



Match Report

ELIAS Diego (PER) **3 vs 1** ADNAN Nafizwan (MAS)

Match Summary		Match	Game 1	Game 2	Game 3	Game 4	Game 5
ELIAS D	PER	3	11	8	11	11	
ADNAN N	MAS	1	7	11	3	5	
Duration		45 min	12 min	13 min	8 min	8 min	

Match No.: MS21 Court: GC
Referees: MASSARELLA John (GBR)

Game Progress

1	ELIAS D (PER)	0	0	0	1	1	2	2	3	4	5	5	6	6	7	8	8	9	10	11
	ADNAN N (MAS)	0	1	2	2	3	3	4	4	4	4	5	5	6	6	6	7	7	7	7
2	ELIAS D (PER)	0	0	0	1	2	2	2	2	3	3	3	3	4	5	6	6	7	8	8
	ADNAN N (MAS)	0	1	2	2	2	3	4	5	5	6	7	8	8	8	8	9	9	9	11
3	ELIAS D (PER)	0	1	2	3	4	5	6	7	8	9	9	10	10	10	11				
	ADNAN N (MAS)	0	0	0	0	0	0	0	0	0	0	1	1	2	3	3				
4	ELIAS D (PER)	0	1	2	3	4	4	5	6	7	8	9	9	9	10	10	10	11		
	ADNAN N (MAS)	0	0	0	0	0	1	1	1	1	1	1	1	2	3	3	4	5	5	



Match Report

COLEMAN Ben (GBR) 2 vs 3 YIP Tsz Fung (HKG)

Match Summary		Match	Game 1	Game 2	Game 3	Game 4	Game 5
COLEMAN B	GBR	2	11	4	11	10	7
YIP T	HKG	3	6	11	8	12	11
Duration		58 min	12 min	6 min	9 min	15 min	11 min

Match No.: MS22 Court: 7
Referees: FORTER Tomas (CZE)

Game Progress

1	COLEMAN B (GBR)	0	1	1	2	2	2	3	4	5	5	6	7	7	8	9	9	10	11						
	YIP T (HKG)	0	0	1	1	2	3	3	3	3	4	4	4	5	5	5	6	6	6						
2	COLEMAN B (GBR)	0	0	0	0	1	1	1	1	1	2	2	2	3	4	4	4	4	4						
	YIP T (HKG)	0	1	2	3	3	4	5	6	7	7	8	9	9	9	10	11	11	11						
3	COLEMAN B (GBR)	0	1	2	2	2	3	3	3	3	4	5	5	6	7	8	8	9	9	10	11				
	YIP T (HKG)	0	0	0	1	2	2	3	4	5	5	5	6	6	6	6	7	7	8	8	8				
4	COLEMAN B (GBR)	0	1	2	2	2	3	3	3	4	5	6	6	7	8	8	8	9	9	9	9	10	10	10	10
	YIP T (HKG)	0	0	0	1	2	2	3	4	4	4	4	4	5	5	5	6	7	7	8	9	10	10	11	12
5	COLEMAN B (GBR)	0	0	1	1	1	2	2	2	3	3	3	3	4	5	6	6	7	7	7	7	7	7	7	7
	YIP T (HKG)	0	1	1	2	3	3	4	5	5	6	7	8	8	8	8	9	9	9	10	11	11	11	11	11



Match Report

MARCHE Gregoire (FRA) **3 vs 1** STEWART Rory (GBR)

Match Summary		Match	Game 1	Game 2	Game 3	Game 4	Game 5
MARCHE G	FRA	3	11	8	11	11	
STEWART R	GBR	1	4	11	3	1	
Duration		31 min	8 min	9 min	5 min	5 min	

Match No.: MS23 Court: 9
Referees: SVEC Roman (CZE)

Game Progress

1	MARCHE G (FRA)	0	1	2	3	4	4	5	6	7	7	8	8	9	9	10	11				
	STEWART R (GBR)	0	0	0	0	0	1	1	1	1	2	2	3	3	4	4	4				
2	MARCHE G (FRA)	0	0	0	0	1	2	3	3	3	3	4	5	6	6	6	7	8	8	8	8
	STEWART R (GBR)	0	1	2	3	3	3	3	4	5	6	6	6	6	7	8	8	8	9	10	11
3	MARCHE G (FRA)	0	1	2	3	3	3	4	5	6	7	7	8	9	10	11					
	STEWART R (GBR)	0	0	0	0	1	2	2	2	2	2	3	3	3	3	3					
4	MARCHE G (FRA)	0	1	2	3	4	5	6	7	8	8	9	10	11							
	STEWART R (GBR)	0	0	0	0	0	0	0	0	0	1	1	1	1							



Match Report

KOUKAL Jan (CZE) 0 vs 3 LEE Max (HKG)

Match Summary		Match	Game 1	Game 2	Game 3	Game 4	Game 5
KOUKAL J	CZE	0	6	3	2		
LEE M	HKG	3	11	11	11		
Duration		17 min	7 min	5 min	2 min		

Match No.: MS24 Court: SC
Referees: SAMBORSKI Piotr (POL) GINGELL Roy (GBR) BAJGAR Tomas (CZE)

Game Progress

1	KOUKAL J (CZE)	0	0	1	1	2	3	3	4	5	5	5	5	5	5	6	6	6
	LEE M (HKG)	0	1	1	2	2	2	3	3	3	4	5	6	7	8	9	10	11
2	KOUKAL J (CZE)	0	0	0	0	0	1	1	1	2	2	2	3	3	3	3	3	3
	LEE M (HKG)	0	1	2	3	4	4	5	6	6	7	8	8	9	10	11	11	11
3	KOUKAL J (CZE)	0	0	0	0	0	0	0	1	1	1	2	2	2	2	2	2	2
	LEE M (HKG)	0	1	2	3	4	5	6	6	7	8	8	9	10	11	11	11	11



Match Report

MEKBIB Daniel (CZE) 2 vs 3 DOWLING Rhys (AUS)

Match Summary		Match	Game 1	Game 2	Game 3	Game 4	Game 5
MEKBIB D	CZE	2	7	11	11	8	10
DOWLING R	AUS	3	11	8	9	11	12
Duration		47 min	6 min	9 min	8 min	9 min	10 min

Match No.: MS02 Court: 9
Referees: CISZEWSKI Marcin

Game Progress

1	MEKBIB D (CZE)	0	1	1	2	2	2	2	2	2	3	3	3	3	4	5	6	7	7					
	DOWLING R (AUS)	0	0	1	1	2	3	4	5	6	6	7	8	9	10	10	10	10	11					
2	MEKBIB D (CZE)	0	1	2	3	3	3	4	5	6	6	6	6	7	7	8	8	9	10	11				
	DOWLING R (AUS)	0	0	0	0	1	2	2	2	2	3	4	5	6	6	7	7	8	8	8				
3	MEKBIB D (CZE)	0	0	1	2	2	3	3	3	3	4	4	4	4	5	6	7	7	8	9	10	11		
	DOWLING R (AUS)	0	1	1	1	2	2	3	4	5	5	6	7	8	8	8	8	9	9	9	9	9		
4	MEKBIB D (CZE)	0	0	1	2	3	3	3	4	4	5	5	6	6	7	8	8	8	8	8	8	8		
	DOWLING R (AUS)	0	1	1	1	1	2	3	3	4	4	5	5	6	6	6	7	8	9	10	11	11		
5	MEKBIB D (CZE)	0	1	1	2	3	3	4	4	4	5	5	6	7	8	9	9	9	10	10	10	10	10	
	DOWLING R (AUS)	0	0	1	1	1	2	2	3	4	4	5	5	5	5	5	6	7	7	8	9	10	11	12



Match Report

YUEN Ivan (MAS) **3 vs 0** TUOMI Matias (FIN)

Match Summary		Match	Game 1	Game 2	Game 3	Game 4	Game 5
YUEN I	MAS	3	11	13	11		
TUOMI M	FIN	0	6	11	8		
Duration		27 min	5 min	10 min	9 min		

Match No.: MS03 Court: 7
Referees: BAJGAR Tomas (CZE)

Game Progress

1	YUEN I (MAS)	0	1	2	3	3	4	4	4	5	5	6	7	8	8	9	10	10	11							
	TUOMI M (FIN)	0	0	0	0	1	1	2	3	3	4	4	4	4	5	5	5	6	6							
2	YUEN I (MAS)	0	0	1	1	1	1	1	2	3	4	5	5	5	6	7	7	7	8	9	9	10	11	11	12	13
	TUOMI M (FIN)	0	1	1	2	3	4	5	5	5	5	5	6	7	7	7	8	9	9	9	10	10	10	11	11	11
3	YUEN I (MAS)	0	1	2	3	4	4	4	5	6	7	8	8	8	8	9	9	9	9	10	11					
	TUOMI M (FIN)	0	0	0	0	0	1	2	2	2	2	2	3	4	5	5	6	7	8	8	8					



Match Report

HAPUN Vasile (ROU) 0 vs 3 RODRIGUEZ Miguel Angel (COL)

Match Summary		Match	Game 1	Game 2	Game 3	Game 4	Game 5
HAPUN V	ROU	0	4	5	4		
RODRIGUEZ M	COL	3	11	11	11		
Duration		16 min	4 min	5 min	4 min		

Match No.: MS04 Court: GC
Referees: MASSARELLA John (GBR)

Game Progress

1	HAPUN V (ROU)	0	0	0	0	0	0	1	1	1	2	2	3	4	4	4	4
	RODRIGUEZ M (COL)	0	1	2	3	4	5	5	6	7	7	8	8	8	9	10	11
2	HAPUN V (ROU)	0	0	0	1	1	1	1	1	1	1	2	2	3	4	5	5
	RODRIGUEZ M (COL)	0	1	2	2	3	4	5	6	7	8	9	9	10	10	10	11
3	HAPUN V (ROU)	0	0	1	1	1	1	2	2	2	3	3	3	3	3	4	4
	RODRIGUEZ M (COL)	0	1	1	2	3	4	4	5	6	6	7	8	9	10	10	11



Match Report

ROSNER Simon (GER) **3 vs 0** NOWISZ Wojciech (POL)

Match Summary		Match	Game 1	Game 2	Game 3	Game 4	Game 5
ROSNER S	GER	3	11	11	11		
NOWISZ W	POL	0	3	2	1		
Duration		20 min	7 min	5 min	5 min		

Match No.: MS01 Court: SC
Referees: CAMPBELL Mike (GBR) SAUNDERS Simon (GBR) SVEC Roman (CZE)

Game Progress

1	ROSNER S (GER)	0	1	1	2	3	4	5	6	6	7	7	8	9	10	11
	NOWISZ W (POL)	0	0	1	1	1	1	1	1	2	2	3	3	3	3	3
2	ROSNER S (GER)	0	1	2	3	4	5	6	7	8	9	10	10	10	11	
	NOWISZ W (POL)	0	0	0	0	0	0	0	0	0	0	0	1	2	2	
3	ROSNER S (GER)	0	1	2	3	4	5	6	7	8	9	9	10	11		
	NOWISZ W (POL)	0	0	0	0	0	0	0	0	0	0	1	1	1		



Match Report

CHAPMAN Joe (IVB) 1 vs 3 KEMPESELL Douglas (GBR)

Match Summary		Match	Game 1	Game 2	Game 3	Game 4	Game 5
CHAPMAN J	IVB	1	6	11	3	4	
KEMPESELL D	GBR	3	11	9	11	11	
Duration		37 min	11 min	11 min	4 min	7 min	

Match No.: MS06 Court: 9
Referees: FORTER Tomas (CZE)

Game Progress

1	CHAPMAN J (IVB)	0	0	0	0	0	1	2	2	3	4	5	5	5	5	5	6	6	6			
	KEMPESELL D (GBR)	0	1	2	3	4	4	4	5	5	5	5	6	7	8	9	9	10	11			
2	CHAPMAN J (IVB)	0	0	1	1	1	2	2	3	3	4	5	5	5	6	6	7	8	8	9	10	11
	KEMPESELL D (GBR)	0	1	1	2	3	3	4	4	5	5	5	6	7	7	8	8	8	9	9	9	9
3	CHAPMAN J (IVB)	0	0	0	0	0	0	0	0	0	1	1	2	3	3	3						
	KEMPESELL D (GBR)	0	1	2	3	4	5	6	7	8	8	9	9	9	10	11						
4	CHAPMAN J (IVB)	0	0	1	2	2	3	3	3	3	3	3	3	3	4	4	4					
	KEMPESELL D (GBR)	0	1	1	1	2	2	3	4	5	6	7	8	9	9	10	11					



Match Report

KANDRA Raphael (GER) **3 vs 0** HANY Ahmed (EGY)

Match Summary		Match	Game 1	Game 2	Game 3	Game 4	Game 5
KANDRA R	GER	3	11	11	11		
HANY A	EGY	0	7	9	7		
Duration		23 min	7 min	6 min	6 min		

Match No.: MS07 Court: 7
Referees: BAJGAR Tomas (CZE)

Game Progress

1	KANDRA R (GER)	0	1	2	3	4	5	5	6	6	7	7	7	8	8	8	9	10	10	11		
	HANY A (EGY)	0	0	0	0	0	0	1	1	2	2	3	4	4	5	6	6	6	7	7		
2	KANDRA R (GER)	0	1	2	2	3	4	4	4	4	5	5	6	6	7	7	8	9	9	10	10	11
	HANY A (EGY)	0	0	0	1	1	1	2	3	4	4	5	5	6	6	7	7	7	8	8	9	9
3	KANDRA R (GER)	0	0	0	1	1	2	3	3	4	5	6	6	7	8	9	9	9	10	11		
	HANY A (EGY)	0	1	2	2	3	3	3	4	4	4	4	5	5	5	5	6	7	7	7		



Match Report

FARKAS Balazs (HUN) 2 vs 3 SALAZAR Cezar (MEX)

Match Summary		Match	Game 1	Game 2	Game 3	Game 4	Game 5
FARKAS B	HUN	2	7	11	11	5	4
SALAZAR C	MEX	3	11	5	9	11	11
Duration		43 min	9 min	7 min	10 min	5 min	7 min

Match No.: MS08 Court: GC
Referees: HARENBERG Ralph (GER)

Game Progress

1	FARKAS B (HUN)	0	1	1	2	2	2	3	3	3	4	5	6	6	6	6	7	7	7			
	SALAZAR C (MEX)	0	0	1	1	2	3	3	4	5	5	5	5	6	7	8	9	9	10	11		
2	FARKAS B (HUN)	0	1	2	2	2	3	4	5	5	6	7	8	9	10	10	10	11				
	SALAZAR C (MEX)	0	0	0	1	2	2	2	2	3	3	3	3	3	4	5	5					
3	FARKAS B (HUN)	0	1	1	1	1	2	3	4	5	5	6	7	7	8	8	8	8	9	9	10	11
	SALAZAR C (MEX)	0	0	1	2	3	3	3	3	3	4	4	4	5	5	6	7	8	8	9	9	9
4	FARKAS B (HUN)	0	1	1	1	1	1	2	3	4	4	4	4	4	4	4	5	5				
	SALAZAR C (MEX)	0	0	1	2	3	4	4	4	4	5	6	7	8	9	10	10	11				
5	FARKAS B (HUN)	0	0	1	1	2	2	2	2	2	3	3	3	3	4	4	4					
	SALAZAR C (MEX)	0	1	1	2	2	3	4	5	6	6	7	8	9	9	10	11					



Match Report

ELIAS Diego (PER) **3 vs 0** EUSTACE Alex (AUS)

Match Summary		Match	Game 1	Game 2	Game 3	Game 4	Game 5
ELIAS D	PER	3	11	11	11		
EUSTACE A	AUS	0	4	4	4		
Duration		21 min	6 min	5 min	7 min		

Match No.: MS09 Court: 8
Referees: SAMBORSKI Piotr (POL)

Game Progress

1	ELIAS D (PER)	0	1	1	2	3	3	4	5	6	7	8	9	9	10	10	11
	EUSTACE A (AUS)	0	0	1	1	1	2	2	2	2	2	2	2	3	3	4	4
2	ELIAS D (PER)	0	1	2	2	2	3	4	5	5	6	7	8	9	9	10	11
	EUSTACE A (AUS)	0	0	0	1	2	2	2	2	3	3	3	3	3	4	4	4
3	ELIAS D (PER)	0	0	1	1	2	2	3	4	5	6	6	7	8	9	10	11
	EUSTACE A (AUS)	0	1	1	2	2	3	3	3	3	3	4	4	4	4	4	4



Match Report

COLEMAN Ben (GBR) **3 vs 0** FARNETI Yuri (ITA)

Match Summary		Match	Game 1	Game 2	Game 3	Game 4	Game 5
COLEMAN B	GBR	3	11	11	11		
FARNETI Y	ITA	0	9	5	7		
Duration		44 min	15 min	12 min	14 min		

Match No.: MS11 Court: 9
Referees: CISZEWSKI Marcin

Game Progress

1	COLEMAN B (GBR)	0	0	1	1	2	3	4	4	5	6	7	8	8	8	9	9	9	10	10	10	11
	FARNETI Y (ITA)	0	1	1	2	2	2	2	3	3	3	3	3	4	5	5	6	7	7	8	9	9
2	COLEMAN B (GBR)	0	1	1	1	2	3	3	4	5	6	7	8	8	9	10	10	11				
	FARNETI Y (ITA)	0	0	1	2	2	2	3	3	3	3	3	3	4	4	4	5	5				
3	COLEMAN B (GBR)	0	0	1	2	2	3	3	3	4	4	5	5	6	7	8	9	10	10	11		
	FARNETI Y (ITA)	0	1	1	1	2	2	3	4	4	5	5	6	6	6	6	6	6	7	7		



Match Report

RYBALCHENKO Konstantyn (UKR) 0 vs 3 YIP Tsz Fung (HKG)

Match Summary		Match	Game 1	Game 2	Game 3	Game 4	Game 5
RYBALCHENKO K	UKR	0	2	1	5		
YIP T	HKG	3	11	11	11		
Duration		14 min	3 min	3 min	5 min		

Match No.: MS12 Court: GC
Referees: MASSARELLA John (GBR)

Game Progress

1	RYBALCHENKO K (UKR)	0	0	1	2	2	2	2	2	2	2	2	2	2	2			
	YIP T (HKG)	0	1	1	1	2	3	4	5	6	7	8	9	10	11			
2	RYBALCHENKO K (UKR)	0	0	0	0	0	0	0	1	1	1	1	1	1	1			
	YIP T (HKG)	0	1	2	3	4	5	6	6	7	8	9	10	11				
3	RYBALCHENKO K (UKR)	0	0	0	0	0	0	0	0	1	1	2	3	3	4	4	5	5
	YIP T (HKG)	0	1	2	3	4	5	6	7	7	8	8	8	9	9	10	10	11



Match Report

MARCHE Gregoire (FRA) **3 vs 0** KOTRA Mateusz (POL)

Match Summary		Match	Game 1	Game 2	Game 3	Game 4	Game 5
MARCHE G	FRA	3	11	11	11		
KOTRA M	POL	0	2	2	7		
Duration		18 min	4 min	5 min	6 min		

Match No.: MS13 Court: SC
Referees: GINGELL Roy (GBR) CAMPBELL Mike (GBR) SAUNDERS Simon (GBR)

Game Progress

1	MARCHE G (FRA)	0	1	1	2	2	3	4	5	6	7	8	9	10	11					
	KOTRA M (POL)	0	0	1	1	2	2	2	2	2	2	2	2	2	2					
2	MARCHE G (FRA)	0	1	2	3	4	5	6	6	7	8	9	9	10	11					
	KOTRA M (POL)	0	0	0	0	0	0	1	1	1	1	2	2	2	2					
3	MARCHE G (FRA)	0	0	1	1	2	3	4	5	6	6	7	8	8	8	9	9	9	10	11
	KOTRA M (POL)	0	1	1	2	2	2	2	2	2	3	3	3	4	5	5	6	7	7	7



Match Report

STEWART Rory (GBR) **3 vs 0** ESSAM Shehab (EGY)

Match Summary		Match	Game 1	Game 2	Game 3	Game 4	Game 5
STEWART R	GBR	3	11	11	11		
ESSAM S	EGY	0	8	3	4		
Duration		22 min	10 min	5 min	4 min		

Match No.: MS14 Court: 8
Referees: SAMBORSKI Piotr (POL)

Game Progress

1	STEWART R (GBR)	0	1	1	2	3	3	3	4	4	4	4	5	6	7	8	8	9	10	10	11
	ESSAM S (EGY)	0	0	1	1	1	2	3	3	4	5	6	6	6	6	7	7	7	7	8	8
2	STEWART R (GBR)	0	0	0	1	2	2	3	4	5	6	7	8	9	10	11					
	ESSAM S (EGY)	0	1	2	2	2	3	3	3	3	3	3	3	3	3						
3	STEWART R (GBR)	0	0	1	2	3	4	5	6	7	7	7	7	8	9	10	11				
	ESSAM S (EGY)	0	1	1	1	1	1	1	1	1	2	3	4	4	4	4					



Match Report

MASTERS Joshua (GBR) 1 vs 3 KOUKAL Jan (CZE)

Match Summary		Match	Game 1	Game 2	Game 3	Game 4	Game 5
MASTERS J	GBR	1	7	9	11	11	
KOUKAL J	CZE	3	11	11	5	13	
Duration		41 min	8 min	7 min	11 min	11 min	

Match No.: MS15 Court: GC
Referees: MASSARELLA John (GBR)

Game Progress

1	MASTERS J (GBR)	0	1	2	2	2	3	3	3	3	4	5	5	6	6	6	6	7	7	7						
	KOUKAL J (CZE)	0	0	0	1	2	2	3	4	5	5	5	6	6	7	8	9	9	10	11						
2	MASTERS J (GBR)	0	1	2	3	4	4	4	4	5	5	6	6	6	7	8	8	8	8	9	9					
	KOUKAL J (CZE)	0	0	0	0	0	1	2	3	3	4	4	5	6	6	6	7	8	9	10	10	11				
3	MASTERS J (GBR)	0	0	1	2	3	3	4	5	6	7	8	8	9	9	9	10	11								
	KOUKAL J (CZE)	0	1	1	1	1	2	2	2	2	2	2	3	3	4	5	5	5								
4	MASTERS J (GBR)	0	0	0	1	2	2	2	3	4	5	6	7	7	8	8	8	8	9	9	9	10	10	11	11	11
	KOUKAL J (CZE)	0	1	2	2	2	3	4	4	4	4	4	4	5	5	6	7	8	8	9	10	10	11	11	12	13



Match Report

SEVERINOV Alexey (RUS) 0 vs 3 LEE Max (HKG)

Match Summary		Match	Game 1	Game 2	Game 3	Game 4	Game 5
SEVERINOV A	RUS	0	4	8	6		
LEE M	HKG	3	11	11	11		
Duration		19 min	4 min	6 min	5 min		

Match No.: MS16 Court: SC
Referees: CAMPBELL Mike (GBR) SVEC Roman (CZE) GINGELL Roy (GBR)

Game Progress

1	SEVERINOV A (RUS)	0	1	1	1	1	2	2	2	2	2	2	2	3	4	4	4				
	LEE M (HKG)	0	0	1	2	3	3	4	5	6	7	8	9	9	9	10	11				
2	SEVERINOV A (RUS)	0	1	2	2	2	2	3	3	3	3	4	5	5	6	6	6	7	7	8	8
	LEE M (HKG)	0	0	0	1	2	3	3	4	5	6	6	7	7	8	9	9	10	10	10	11
3	SEVERINOV A (RUS)	0	1	1	1	2	2	3	3	3	4	4	4	4	5	5	5	6	6		
	LEE M (HKG)	0	0	1	2	2	3	3	4	5	5	6	7	8	8	9	10	10	11		

RESULTS BOOK



Squash Women's



THE WORLD GAMES
WROCLAW 2017

T+TISSOT
SWISS WATCHES SINCE 1853



Entry List by Event

As of MON 24 JUL 2017

NOC	Name	Date of Birth
MAS - Malaysia	DAVID Nicol	26 AUG 1983
	ARNOLD Rachel	15 APR 1996
GER - Germany	HENNES Franziska	21 APR 1992
	KANDRA Sina	30 DEC 1989
JPN - Japan	KOBAYASHI Misaki	16 JAN 1990
FRA - France	SERME Camille	4 APR 1989
	AUMARD Coline	13 JUN 1989
MEX - Mexico	TERAN Samantha	6 MAY 1981
POL - Poland	RYFA Natalia	21 MAR 1995
	KAMINSKA Magda	18 SEP 1986
NED - Netherlands	ter SLUIS Tessa	16 JAN 1995
	van der HEIJDEN Milou	18 DEC 1990
GBR - Great Britain	THOMSON Alison	3 MAY 1996
	MOVERLEY Fiona	25 JAN 1987
	AITKEN Lisa	16 FEB 1990
	TOMLINSON Millie	27 APR 1992
LAT - Latvia	MACKEVICA Ineta	11 JUL 1992
EGY - Egypt	SHAHIN Nadine	14 JUN 1997
UKR - Ukraine	USENKO Nadiia	29 JAN 2000
	BUSHMA Alina	6 DEC 2000
CZE - Czech Republic	KUBANOVA Zuzana	9 AUG 1984
	SERME Anna	15 MAY 1991
SUI - Switzerland	WALSER Celine	31 MAY 1998
HKG - Hong Kong	AU Annie	
	CHAN Joey	20 MAY 1988
AUS - Australia	TURNBULL Jessica	23 JUN 1995
	SAXBY Tamika	18 APR 1993
BEL - Belgium	GILIS Nele	20 FEB 1996
HUN - Hungary	KISS-MATE Csenge	12 SEP 1995
ESP - Spain	GOMEZ Cristina	6 JUL 1998
RUS - Russian Fed.	BELIAEVA Irina	25 SEP 1983
COL - Colombia	PELAEZ Catalina	4 SEP 1991



Results Bracket

Round of 32		Round of 16		Quarterfinal	Semifinal	Finals
FRA	SERME Camille (1)	3-0 (11-3 11-4 11-3)	SERME Camille	3-0 (11-5 13-11 11-6)	SERME Camille	3-0 (11-3 11-4 11-1)
POL	RYFA Natalia					
NED	ter SLUIS Tessa	THOMSON Alison	3-1 (11-8 11-7 9-11 11-6)	3-1 (11-2 11-9 11-9 11-6)	SERME Camille	3-0 (11-6 11-5 11-7)
GBR	THOMSON Alison (9/16)					
COL	PELAEZ Catalina (9/16)	3-2 (11-9 8-11 6-11 12-10 11-8)	PELAEZ Catalina	3-1 (11-2 6-11 11-9 11-6)	SERME Camille	3-0 (11-6 11-5 11-7)
LAT	MACKEVICA Ineta					
GER	HENNES Franziska (9/16)	SHAHIN Nadine	3-0 (11-3 11-4 11-4)	3-1 (11-2 6-11 11-9 11-6)	SERME Camille	3-0 (11-6 11-5 11-7)
EGY	SHAHIN Nadine (5/8)					
GBR	MOVERLEY Fiona (5/8)	3-0 (11-2 11-6 11-7)	MOVERLEY Fiona	3-0 (11-6 11-9 11-7)	MOVERLEY Fiona	3-1 (7-11 11-7 11-3 11-9)
UKR	USENKO Nadiia					
CZE	KUBANOVA Zuzana	KOBAYASHI Misaki	3-0 (11-9 11-2 11-2)	3-2 (7-11 11-9 4-11 11-8 15-13)	MOVERLEY Fiona	3-1 (7-11 11-7 11-3 11-9)
JPN	KOBAYASHI Misaki (9/16)					
MAS	ARNOLD Rachel (9/16)	3-1 (12-10 11-13 11-8 11-6)	ARNOLD Rachel	3-2 (7-11 11-9 4-11 11-8 15-13)	MOVERLEY Fiona	3-1 (7-11 11-7 11-3 11-9)
CZE	SERME Anna					
SUI	WALSER Celine	TOMLINSON Millie	3-0 (11-2 11-2 11-6)	3-1 (11-2 11-2 11-6)	TOMLINSON Millie	3-2 (7-11 11-9 4-11 11-8 15-13)
GBR	TOMLINSON Millie (3/4)					
HKG	CHAN Joey (3/4)	3-0 (11-6 11-2 11-4)	CHAN Joey	3-1 (14-12 11-7 9-11 11-9)	CHAN Joey	3-2 (7-11 5-11 11-1 11-4 11-8)
UKR	BUSHMA Alina					
AUS	TURNBULL Jessica	3-0 (11-5 14-12 12-10)	AITKEN Lisa	3-1 (11-5 6-11 11-9 11-4)	CHAN J	3-2 (7-11 12-10 5-11 11-4 11-5)
GBR	AITKEN Lisa					
HUN	KISS-MATE Csenge	AUMARD Coline	3-0 (11-4 11-2 13-11)	3-1 (11-5 6-11 11-9 11-4)	CHAN J	3-2 (7-11 12-10 5-11 11-4 11-5)
FRA	AUMARD Coline (5/8)					
BEL	GILIS Nele (5/8)	3-0 (11-4 11-7 11-5)	GILIS Nele	3-0 (11-6 11-8 11-6)	GILIS Nele	3-0 (11-9 12-10 11-7)
POL	KAMINSKA Magda					
GER	KANDRA Sina	SAXBY Tamika	3-1 (9-11 11-6 11-5 11-4)	3-1 (11-3 11-6 11-8)	DAVID Nicol	3-0 (11-9 12-10 11-7)
AUS	SAXBY Tamika (9/16)					
MEX	TERAN Samantha (9/16)	3-1 (12-14 11-6 11-3 11-5)	TERAN Samantha	3-0 (11-3 11-6 11-8)	DAVID Nicol	3-0 (11-9 12-10 11-7)
ESP	GOMEZ Cristina					
RUS	BELIAEVA Irina	DAVID Nicol	3-0 (11-4 11-3 11-3)	3-0 (11-3 11-6 11-8)	DAVID N	3-0 (11-4 11-8 11-3)
MAS	DAVID Nicol (2)					

GOLD
 SERME C
 3-0 (11-4 11-3 11-4)

SILVER
 CHAN J

BRONZE
 DAVID N
 3-0 (11-4 11-8 11-3)



Medallists

Medal	Name	NOC
GOLD	SERME Camille	FRA - France
SILVER	CHAN Joey	HKG - Hong Kong
BRONZE	DAVID Nicol	MAS - Malaysia



THE WORLD GAMES
WROCLAW 2017

Hasta La Vista Sports Complex

FRI 28 JUL 2017
Start Time: 16:00

Squash

Women's Singles

Bronze Medal Match



Match Report

MOVERLEY Fiona (GBR) 0 vs 3 DAVID Nicol (MAS)

Match Summary		Match	Game 1	Game 2	Game 3	Game 4	Game 5
MOVERLEY F	GBR	0	4	8	3		
DAVID N	MAS	3	11	11	11		
Duration		21 min	4 min	8 min	6 min		

Match No.: WS31

Court: SC

Referees: HARENBERG Ralph (GER) GINGELL Roy (GBR) FORTER Tomas (CZE)

Game Progress

1	MOVERLEY F (GBR)	0	0	0	0	1	2	2	2	2	3	4	4	4	4	4	4				
	DAVID N (MAS)	0	1	2	3	3	3	4	5	6	6	6	7	8	9	10	11				
2	MOVERLEY F (GBR)	0	0	0	1	2	3	4	5	5	5	5	6	6	6	6	7	7	7	8	8
	DAVID N (MAS)	0	1	2	2	2	2	2	2	3	4	5	5	6	7	8	8	9	10	10	11
3	MOVERLEY F (GBR)	0	0	0	0	0	0	1	2	2	2	3	3	3	3	3	3				
	DAVID N (MAS)	0	1	2	3	4	5	5	5	6	7	7	8	9	10	11					

Timing and Results provided by TISSOT



Match Report

SERME Camille (FRA) **3 vs 0** CHAN Joey (HKG)

Match Summary		Match	Game 1	Game 2	Game 3	Game 4	Game 5
SERME C	FRA	3	11	11	11		
CHAN J	HKG	0	4	3	4		
Duration		21 min	5 min	6 min	7 min		

Match No.: WS32 Court: SC
Referees: GINGELL Roy (GBR) HARENBERG Ralph (GER) MASSARELLA John (GBR)

Game Progress

1	SERME C (FRA)	0	1	2	2	3	4	5	5	5	6	7	8	8	9	10	11
	CHAN J (HKG)	0	0	0	1	1	1	1	2	3	3	3	3	4	4	4	4
2	SERME C (FRA)	0	1	1	1	2	3	4	5	6	7	7	8	9	10	11	
	CHAN J (HKG)	0	0	1	2	2	2	2	2	2	3	3	3	3	3		
3	SERME C (FRA)	0	1	2	3	3	4	5	6	6	6	7	8	8	9	10	11
	CHAN J (HKG)	0	0	0	0	1	1	1	1	2	3	3	3	4	4	4	4



Match Report

CHAN Joey (HKG) **3 vs 2** DAVID Nicol (MAS)

Match Summary		Match	Game 1	Game 2	Game 3	Game 4	Game 5
CHAN J	HKG	3	7	12	5	11	11
DAVID N	MAS	2	11	10	11	4	5
Duration		45 min	9 min	11 min	8 min	5 min	7 min

Match No.: WS30 Court: SC
Referees: MASSARELLA John (GBR) GINGELL Roy (GBR) HARENBERG Ralph (GER)

Game Progress

1	CHAN J (HKG)	0	1	2	2	3	4	5	6	6	6	6	6	7	7	7	7	7	7					
	DAVID N (MAS)	0	0	0	1	1	1	1	1	2	3	4	5	6	6	7	8	9	10	11				
2	CHAN J (HKG)	0	1	1	1	2	2	3	3	4	4	5	5	5	6	6	7	7	7	8	9	10	11	12
	DAVID N (MAS)	0	0	1	2	2	3	3	4	4	5	5	6	7	7	8	8	9	10	10	10	10	10	10
3	CHAN J (HKG)	0	1	1	1	1	1	1	1	2	3	4	4	4	4	4	5	5						
	DAVID N (MAS)	0	0	1	2	3	4	5	6	6	6	6	7	8	9	10	10	11						
4	CHAN J (HKG)	0	0	0	1	2	3	4	5	5	6	6	7	8	9	10	11							
	DAVID N (MAS)	0	1	2	2	2	2	2	2	3	3	4	4	4	4	4	4							
5	CHAN J (HKG)	0	1	2	2	2	3	4	5	6	6	7	8	9	9	10	10	11						
	DAVID N (MAS)	0	0	0	1	2	2	2	2	2	3	3	3	3	4	4	5	5						



Match Report

SERME Camille (FRA) **3 vs 0** MOVERLEY Fiona (GBR)

Match Summary

		Match	Game 1	Game 2	Game 3	Game 4	Game 5
SERME C	FRA	3	11	11	11		
MOVERLEY F	GBR	0	6	5	7		
	Duration	26 min	7 min	7 min	9 min		

Match No.: WS29

Court: SC

Referees: FORTER Tomas (CZE) MASSARELLA John (GBR) HARENBERG Ralph (GER)

Game Progress

1	SERME C (FRA)	0	0	0	1	1	2	2	3	4	5	6	7	8	8	9	9	10	11	
	MOVERLEY F (GBR)	0	1	2	2	3	3	4	4	4	4	4	4	4	5	5	6	6	6	
2	SERME C (FRA)	0	1	1	2	3	4	5	5	5	6	6	7	8	9	10	10	11		
	MOVERLEY F (GBR)	0	0	1	1	1	1	1	2	3	3	4	4	4	4	4	5	5		
3	SERME C (FRA)	0	1	1	2	2	2	3	4	5	6	7	7	7	8	8	9	9	10	11
	MOVERLEY F (GBR)	0	0	1	1	2	3	3	3	3	3	3	4	5	5	6	6	7	7	7



Match Report

MOVERLEY Fiona (GBR) **3 vs 1** TOMLINSON Millie (GBR)

Match Summary		Match	Game 1	Game 2	Game 3	Game 4	Game 5
MOVERLEY F	GBR	3	7	11	11	11	
TOMLINSON M	GBR	1	11	7	3	9	
Duration		34 min	8 min	7 min	5 min	10 min	

Match No.: WS26 Court: SC
Referees: FORTER Tomas (CZE) HARENBERG Ralph (GER) MASSARELLA John (GBR)

Game Progress

1	MOVERLEY F (GBR)	0	1	1	1	2	2	2	2	3	3	4	5	5	5	6	6	6	7	7		
	TOMLINSON M (GBR)	0	0	1	2	2	3	4	5	5	6	6	6	7	8	8	9	10	10	11		
2	MOVERLEY F (GBR)	0	1	1	1	2	3	4	5	6	7	7	8	8	9	10	10	10	10	11		
	TOMLINSON M (GBR)	0	0	1	2	2	2	2	2	2	3	3	4	4	4	5	6	7	7			
3	MOVERLEY F (GBR)	0	1	1	2	2	2	3	4	5	6	7	8	9	10	11						
	TOMLINSON M (GBR)	0	0	1	1	2	3	3	3	3	3	3	3	3	3	3						
4	MOVERLEY F (GBR)	0	0	0	1	2	3	3	3	4	4	5	6	7	7	7	8	9	9	9	10	11
	TOMLINSON M (GBR)	0	1	2	2	2	2	3	4	4	5	5	5	5	6	7	7	7	8	9	9	9



THE WORLD GAMES
WROCLAW 2017

Hasta La Vista Sports Complex

WED 26 JUL 2017
Start Time: 13:00

Squash

Women's Singles

Quarterfinal



Match Report

CHAN Joey (HKG) **3 vs 2** AUMARD Coline (FRA)

Match Summary		Match	Game 1	Game 2	Game 3	Game 4	Game 5
CHAN J	HKG	3	7	5	11	11	11
AUMARD C	FRA	2	11	11	1	4	8
Duration		41 min	8 min	9 min	4 min	7 min	8 min

Match No.: WS27 Court: SC
Referees: MASSARELLA John (GBR) GINGELL Roy (GBR) FORTER Tomas (CZE)

Game Progress

1	CHAN J (HKG)	0	0	1	2	3	3	3	3	3	3	4	4	5	6	6	6	7	7	7	
	AUMARD C (FRA)	0	1	1	1	1	2	3	4	5	6	6	7	7	7	8	9	9	10	11	
2	CHAN J (HKG)	0	0	0	0	0	0	1	1	1	2	3	3	3	4	5	5	5			
	AUMARD C (FRA)	0	1	2	3	4	5	5	6	7	7	7	8	9	9	9	10	11			
3	CHAN J (HKG)	0	1	2	3	4	5	6	7	8	8	9	10	11							
	AUMARD C (FRA)	0	0	0	0	0	0	0	0	0	1	1	1	1							
4	CHAN J (HKG)	0	1	2	3	4	5	6	6	7	8	9	9	10	10	10	11				
	AUMARD C (FRA)	0	0	0	0	0	0	0	1	1	1	1	2	2	3	4	4				
5	CHAN J (HKG)	0	0	0	1	1	1	2	2	3	4	5	5	5	6	7	8	9	9	10	11
	AUMARD C (FRA)	0	1	2	2	3	4	4	5	5	5	5	6	7	7	7	7	7	8	8	8

Timing and Results provided by TISSOT



Match Report

GILIS Nele (BEL) 0 vs 3 DAVID Nicol (MAS)

Match Summary

		Match	Game 1	Game 2	Game 3	Game 4	Game 5
GILIS N	BEL	0	9	10	7		
DAVID N	MAS	3	11	12	11		
Duration		41 min	14 min	16 min	8 min		

Match No.: WS28 Court: SC
Referees: HARENBERG Ralph (GER) MASSARELLA John (GBR) GINGELL Roy (GBR)

Game Progress

1	GILIS N (BEL)	0	1	1	2	3	3	4	4	5	5	5	6	6	7	7	7	7	8	9	9		
	DAVID N (MAS)	0	0	1	1	1	2	2	3	3	4	5	5	6	6	7	8	9	10	10	11		
2	GILIS N (BEL)	0	0	0	1	2	3	3	3	3	4	5	5	5	5	5	6	7	8	9	10	10	10
	DAVID N (MAS)	0	1	2	2	2	2	3	4	5	5	5	6	7	8	9	10	10	10	10	10	11	12
3	GILIS N (BEL)	0	0	0	1	1	1	2	3	3	4	4	5	6	6	6	6	7	7	7			
	DAVID N (MAS)	0	1	2	2	3	4	4	4	5	5	6	6	6	7	8	9	9	10	11			



Match Report

SERME Camille (FRA) **3 vs 0** SHAHIN Nadine (EGY)

Match Summary

		Match	Game 1	Game 2	Game 3	Game 4	Game 5
SERME C	FRA	3	11	11	11		
SHAHIN N	EGY	0	3	4	1		
	Duration	15 min	4 min	5 min	3 min		

Match No.: WS25

Court: SC

Referees: GINGELL Roy (GBR) FORTER Tomas (CZE) HARENBERG Ralph (GER)

Game Progress

1	SERME C (FRA)	0	1	1	2	3	4	5	6	7	8	9	9	10	11		
	SHAHIN N (EGY)	0	0	1	1	1	1	1	1	1	1	1	2	3	3		
2	SERME C (FRA)	0	1	2	2	3	4	5	6	7	7	8	8	9	10	10	11
	SHAHIN N (EGY)	0	0	0	1	1	1	1	1	1	2	2	3	3	3	4	4
3	SERME C (FRA)	0	1	2	3	3	4	5	6	7	8	9	10	11			
	SHAHIN N (EGY)	0	0	0	0	1	1	1	1	1	1	1	1	1			



Match Report

SERME Camille (FRA) **3 vs 0** THOMSON Alison (GBR)

Match Summary		Match	Game 1	Game 2	Game 3	Game 4	Game 5
SERME C	FRA	3	11	13	11		
THOMSON A	GBR	0	5	11	6		
Duration		27 min	6 min	12 min	6 min		

Match No.: WS17 Court: SC
Referees: FORTER Tomas (CZE) BAJGAR Tomas (CZE) CISZEWSKI Marcin

Game Progress

1	SERME C (FRA)	0	1	1	2	3	4	4	5	6	7	8	8	8	8	9	10	11									
	THOMSON A (GBR)	0	0	1	1	1	1	2	2	2	2	3	4	5	5	5	5	5									
2	SERME C (FRA)	0	0	0	1	2	2	3	3	3	4	4	4	4	5	6	6	7	8	9	9	10	10	11	12	13	
	THOMSON A (GBR)	0	1	2	2	2	3	3	4	5	5	6	7	8	8	8	9	9	9	9	9	10	10	11	11	11	11
3	SERME C (FRA)	0	1	1	2	2	3	4	5	5	6	7	8	9	9	10	10	10	11								
	THOMSON A (GBR)	0	0	1	1	2	2	2	2	3	3	3	3	3	4	4	5	6	6								



Match Report

PELAEZ Catalina (COL) 1 vs 3 SHAHIN Nadine (EGY)

Match Summary		Match	Game 1	Game 2	Game 3	Game 4	Game 5
PELAEZ C	COL	1	2	11	9	6	
SHAHIN N	EGY	3	11	6	11	11	
Duration		22 min	3 min	4 min	6 min	5 min	

Match No.: WS18 Court: 9
Referees: MASSARELLA John (GBR)

Game Progress

1	PELAEZ C (COL)	0	0	0	1	1	1	1	1	1	1	1	2	2	2	SHAHIN N (EGY)	0	1	2	2	3	4	5	6	7	8	9	9	10	11														
2	PELAEZ C (COL)	0	1	1	1	2	2	2	3	4	5	6	7	8	8	9	9	10	11	SHAHIN N (EGY)	0	0	1	2	2	3	4	4	4	4	4	4	5	5	6	6	6							
3	PELAEZ C (COL)	0	0	1	1	2	2	2	2	2	2	3	4	5	6	6	6	7	8	8	9	9	SHAHIN N (EGY)	0	1	1	2	2	3	4	5	6	7	7	7	7	7	8	9	9	9	10	10	11
4	PELAEZ C (COL)	0	1	2	2	2	2	3	3	3	4	5	6	6	6	6	6	6	6	SHAHIN N (EGY)	0	0	0	1	2	3	3	4	5	5	5	5	6	7	8	9	10	11						



Match Report

MOVERLEY Fiona (GBR) **3 vs 0** KOBAYASHI Misaki (JPN)

Match Summary		Match	Game 1	Game 2	Game 3	Game 4	Game 5
MOVERLEY F	GBR	3	11	11	11		
KOBAYASHI M	JPN	0	6	9	7		
Duration		17 min	4 min	5 min	5 min		

Match No.: WS19 Court: 7
Referees: SAUNDERS Simon (GBR)

Game Progress

1	MOVERLEY F (GBR)	0	1	2	2	3	4	5	6	7	7	7	8	9	9	9	9	10	11			
	KOBAYASHI M (JPN)	0	0	0	1	1	1	1	1	1	1	2	3	3	3	4	5	6	6	6		
2	MOVERLEY F (GBR)	0	0	0	0	1	1	1	2	3	4	5	6	7	7	8	8	8	9	9	10	11
	KOBAYASHI M (JPN)	0	1	2	3	3	4	5	5	5	5	5	5	5	6	6	7	8	8	9	9	9
3	MOVERLEY F (GBR)	0	0	1	1	1	2	3	4	5	6	6	7	7	8	8	9	9	10	11		
	KOBAYASHI M (JPN)	0	1	1	2	3	3	3	3	3	3	4	4	5	5	6	6	7	7	7		



Match Report

ARNOLD Rachel (MAS) **2 vs 3** TOMLINSON Millie (GBR)

Match Summary		Match	Game 1	Game 2	Game 3	Game 4	Game 5
ARNOLD R	MAS	2	11	9	11	8	13
TOMLINSON M	GBR	3	7	11	4	11	15
Duration		43 min	7 min	7 min	5 min	7 min	12 min

Match No.: WS20 Court: GC
Referees: HARENBERG Ralph (GER)

Game Progress

1	ARNOLD R (MAS)	0	0	1	2	2	2	3	3	4	5	5	5	6	7	8	9	10	10	11							
	TOMLINSON M (GBR)	0	1	1	1	2	3	3	4	4	4	5	6	6	6	6	6	6	7	7							
2	ARNOLD R (MAS)	0	1	1	1	1	2	3	4	5	5	5	5	6	7	7	8	8	8	8	9	9					
	TOMLINSON M (GBR)	0	0	1	2	3	3	3	3	3	4	5	6	6	6	7	7	8	9	10	10	11					
3	ARNOLD R (MAS)	0	1	1	2	3	4	5	6	7	8	9	9	9	10	10	11										
	TOMLINSON M (GBR)	0	0	1	1	1	1	1	1	1	1	1	2	3	3	4	4										
4	ARNOLD R (MAS)	0	1	2	3	3	3	3	3	3	4	4	5	5	6	6	6	7	7	8	8						
	TOMLINSON M (GBR)	0	0	0	0	1	2	3	4	5	5	6	6	7	7	8	9	9	10	10	11						
5	ARNOLD R (MAS)	0	0	0	1	2	3	4	4	5	5	6	6	7	7	8	9	9	9	9	10	10	11	11	12	12	
	TOMLINSON M (GBR)	0	1	2	2	2	2	2	3	3	4	4	5	5	6	6	6	7	8	9	9	10	10	10	11	11	12
		13	13	13	13	12	13	14	15																		



Match Report

CHAN Joey (HKG) **3 vs 1** van der HEIJDEN Milou (NED)

Match Summary		Match	Game 1	Game 2	Game 3	Game 4	Game 5
CHAN J	HKG	3	14	11	9	11	
van der HEIJDEN M	NED	1	12	7	11	9	
Duration		36 min	11 min	6 min	7 min	8 min	

Match No.: WS21 Court: GC
Referees: CAMPBELL Mike (GBR)

Game Progress

1	CHAN J (HKG)	0	1	1	2	3	3	3	3	3	4	5	5	6	7	7	7	8	9	10	10	10	11	11	12
	van der HEIJDEN M (NED)	0	0	1	1	1	2	3	4	5	5	5	6	6	6	7	8	8	8	8	9	10	10	11	11
		12	13	14																					
		12	12	12																					
2	CHAN J (HKG)	0	1	2	2	2	3	4	4	5	6	7	7	7	8	9	10	10	10	11					
	van der HEIJDEN M (NED)	0	0	0	1	2	2	2	3	3	3	3	4	5	5	5	5	6	7	7					
3	CHAN J (HKG)	0	0	0	1	2	3	4	4	5	5	6	6	6	6	7	8	8	9	9	9	9	9	9	
	van der HEIJDEN M (NED)	0	1	2	2	2	2	2	3	3	4	4	5	6	7	7	7	8	8	9	10	11			
4	CHAN J (HKG)	0	0	1	1	2	3	4	4	4	4	5	6	6	6	7	7	8	8	9	10	11			
	van der HEIJDEN M (NED)	0	1	1	2	2	2	2	3	4	5	5	5	6	7	7	8	8	9	9	9	9	9	9	



Match Report

AITKEN Lisa (GBR) 1 vs 3 AUMARD Coline (FRA)

Match Summary		Match	Game 1	Game 2	Game 3	Game 4	Game 5
AITKEN L	GBR	1	5	11	9	4	
AUMARD C	FRA	3	11	6	11	11	
Duration		40 min	6 min	10 min	11 min	9 min	

Match No.: WS22 Court: 7
Referees: SVEC Roman (CZE)

Game Progress

1	AITKEN L (GBR)	0	0	0	1	1	1	1	1	1	1	2	2	3	3	4	5	5					
	AUMARD C (FRA)	0	1	2	2	3	4	5	6	7	8	8	9	9	10	10	10	11					
2	AITKEN L (GBR)	0	1	2	3	4	4	4	5	5	6	6	7	7	7	8	9	10	11				
	AUMARD C (FRA)	0	0	0	0	0	1	2	2	3	3	4	4	5	6	6	6	6	6				
3	AITKEN L (GBR)	0	0	1	2	2	3	4	4	4	4	5	6	7	7	7	7	8	9	9	9	9	
	AUMARD C (FRA)	0	1	1	1	2	2	2	3	4	5	5	5	5	6	7	8	8	8	8	9	10	11
4	AITKEN L (GBR)	0	0	0	1	1	2	2	3	3	3	3	4	4	4	4	4	4					
	AUMARD C (FRA)	0	1	2	2	3	3	4	4	5	6	7	7	8	9	10	11						



THE WORLD GAMES
WROCLAW 2017

Hasta La Vista Sports Complex

TUE 25 JUL 2017
Start Time: 17:50

Squash

Women's Singles

Round of 16



Match Report

GILIS Nele (BEL) **3 vs 0** SAXBY Tamika (AUS)

Match Summary

		Match	Game 1	Game 2	Game 3	Game 4	Game 5
GILIS N	BEL	3	11	11	11		
SAXBY T	AUS	0	6	8	6		
	Duration	31 min	10 min	10 min	8 min		

Match No.: WS23 Court: 9
Referees: GINGELL Roy (GBR)

Game Progress

1	GILIS N (BEL)	0	0	1	2	3	4	4	5	6	7	8	8	8	8	9	9	10	11		
	SAXBY T (AUS)	0	1	1	1	1	1	2	2	2	2	2	3	4	5	5	6	6	6		
2	GILIS N (BEL)	0	1	1	2	3	4	4	5	6	6	7	8	8	9	9	10	10	10	10	11
	SAXBY T (AUS)	0	0	1	1	1	1	2	2	2	3	3	3	4	4	5	5	6	7	8	8
3	GILIS N (BEL)	0	1	2	3	4	4	4	5	6	7	8	8	8	8	9	9	10	11		
	SAXBY T (AUS)	0	0	0	0	0	1	2	2	2	2	2	3	4	5	5	6	6	6		

Timing and Results provided by TISSOT



Match Report

TERAN Samantha (MEX) **0 vs 3** DAVID Nicol (MAS)

Match Summary		Match	Game 1	Game 2	Game 3	Game 4	Game 5
TERAN S	MEX	0	3	6	8		
DAVID N	MAS	3	11	11	11		
Duration		25 min	6 min	8 min	8 min		

Match No.: WS24 Court: SC
Referees: CISZEWSKI Marcin FORTER Tomas (CZE) SAMBORSKI Piotr (POL)

Game Progress

1	TERAN S (MEX)	0	0	0	1	1	2	2	2	2	3	3	3	3	3	3					
	DAVID N (MAS)	0	1	2	2	3	3	4	5	6	6	7	8	9	10	11					
2	TERAN S (MEX)	0	1	1	2	2	2	3	3	4	4	4	4	4	4	5	6	6			
	DAVID N (MAS)	0	0	1	1	2	3	3	4	4	5	6	7	8	9	10	10	11			
3	TERAN S (MEX)	0	1	1	1	1	1	1	1	2	3	3	3	4	5	6	6	7	7	8	8
	DAVID N (MAS)	0	0	1	2	3	4	5	6	6	6	7	8	8	8	8	9	9	10	10	11



Match Report

SERME Camille (FRA) **3 vs 0** RYFA Natalia (POL)

Match Summary		Match	Game 1	Game 2	Game 3	Game 4	Game 5
SERME C	FRA	3	11	11	11		
RYFA N	POL	0	3	4	3		
Duration		15 min	4 min	4 min	4 min		

Match No.: WS01 Court: SC
Referees: GINGELL Roy (GBR) SAUNDERS Simon (GBR) CAMPBELL Mike (GBR)

Game Progress

1	SERME C (FRA)	0	0	1	2	3	4	5	5	6	7	8	9	9	10	11	
	RYFA N (POL)	0	1	1	1	1	1	1	2	2	2	2	2	3	3	3	
2	SERME C (FRA)	0	0	1	2	3	3	4	5	5	6	7	7	8	9	10	11
	RYFA N (POL)	0	1	1	1	1	2	2	2	3	3	3	4	4	4	4	4
3	SERME C (FRA)	0	1	2	2	3	4	4	5	6	7	8	8	9	10	11	
	RYFA N (POL)	0	0	0	1	1	1	2	2	2	2	2	3	3	3	3	



Match Report

ter SLUIS Tessa (NED) 1 vs 3 THOMSON Alison (GBR)

Match Summary		Match	Game 1	Game 2	Game 3	Game 4	Game 5
ter SLUIS T	NED	1	8	7	11	6	
THOMSON A	GBR	3	11	11	9	11	
Duration		27 min	6 min	4 min	10 min	7 min	

Match No.: WS02 Court: 9
Referees: FORTER Tomas (CZE)

Game Progress

1	ter SLUIS T (NED)	0	0	1	2	3	3	4	5	5	5	6	7	7	8	8	8	8	8	8	8
	THOMSON A (GBR)	0	1	1	1	1	2	2	2	3	4	4	4	5	5	6	7	8	9	10	11
2	ter SLUIS T (NED)	0	1	2	3	4	5	6	7	7	7	7	7	7	7	7	7	7	7	7	7
	THOMSON A (GBR)	0	0	0	0	0	0	0	0	1	2	3	4	5	6	7	8	9	10	11	
3	ter SLUIS T (NED)	0	0	0	1	2	2	3	4	5	6	6	6	7	7	8	9	9	10	10	11
	THOMSON A (GBR)	0	1	2	2	2	3	3	3	3	3	4	5	5	6	6	6	7	7	8	9
4	ter SLUIS T (NED)	0	0	0	0	0	0	0	1	1	1	2	3	4	5	5	6	6	6	6	6
	THOMSON A (GBR)	0	1	2	3	4	5	6	6	7	8	8	8	8	8	9	9	10	11		



Match Report

PELAEZ Catalina (COL) 3 vs 2 MACKEVICA Ineta (LAT)

Match Summary		Match	Game 1	Game 2	Game 3	Game 4	Game 5
PELAEZ C	COL	3	11	8	6	12	11
MACKEVICA I	LAT	2	9	11	11	10	8
Duration		36 min	4 min	6 min	5 min	9 min	7 min

Match No.: WS03 Court: 7
Referees: MASSARELLA John (GBR)

Game Progress

1	PELAEZ C (COL)	0	1	2	3	3	4	5	5	5	5	6	7	7	8	9	9	9	9	10	11			
	MACKEVICA I (LAT)	0	0	0	0	1	1	1	2	3	4	4	4	5	5	5	6	7	8	9	9			
2	PELAEZ C (COL)	0	0	1	1	2	2	3	3	3	4	5	5	6	7	7	8	8	8	8	8			
	MACKEVICA I (LAT)	0	1	1	2	2	3	3	4	5	5	5	6	6	6	7	7	8	9	10	11			
3	PELAEZ C (COL)	0	1	1	2	2	3	3	3	3	3	4	4	4	5	5	6	6	6					
	MACKEVICA I (LAT)	0	0	1	1	2	2	3	4	5	6	6	7	8	8	9	9	10	11					
4	PELAEZ C (COL)	0	1	1	2	2	3	3	3	3	4	4	4	5	6	7	7	8	9	9	9	10	11	12
	MACKEVICA I (LAT)	0	0	1	1	2	2	3	4	5	5	6	7	7	7	7	8	8	8	9	10	10	10	10
5	PELAEZ C (COL)	0	0	1	2	3	3	3	4	4	4	5	6	7	7	8	8	9	10	10	11			
	MACKEVICA I (LAT)	0	1	1	1	1	2	3	3	4	5	5	5	5	6	6	7	7	7	8	8			



Match Report

HENNES Franziska (GER) 0 vs 3 SHAHIN Nadine (EGY)

Match Summary		Match	Game 1	Game 2	Game 3	Game 4	Game 5
HENNES F	GER	0	3	4	4		
SHAHIN N	EGY	3	11	11	11		
Duration		18 min	5 min	5 min	5 min		

Match No.: WS04 Court: GC
Referees: BAJGAR Tomas (CZE)

Game Progress

1	HENNES F (GER)	0	0	1	1	1	1	1	1	1	1	2	2	2	3	3	
	SHAHIN N (EGY)	0	1	1	2	3	4	5	6	7	8	8	9	10	10	11	
2	HENNES F (GER)	0	1	1	2	2	2	2	3	3	4	4	4	4	4	4	
	SHAHIN N (EGY)	0	0	1	1	2	3	4	4	5	5	6	7	8	9	10	11
3	HENNES F (GER)	0	1	1	2	3	3	4	4	4	4	4	4	4	4	4	
	SHAHIN N (EGY)	0	0	1	1	1	2	2	3	4	5	6	7	8	9	10	11



Match Report

MOVERLEY Fiona (GBR) **3 vs 0** USENKO Nadiia (UKR)

Match Summary		Match	Game 1	Game 2	Game 3	Game 4	Game 5
MOVERLEY F	GBR	3	11	11	11		
USENKO N	UKR	0	2	6	7		
Duration		16 min	3 min	5 min	5 min		

Match No.: WS05 Court: 8
Referees: SAMBORSKI Piotr (POL)

Game Progress

1	MOVERLEY F (GBR)	0	0	1	2	3	4	5	5	6	7	8	9	10	11					
	USENKO N (UKR)	0	1	1	1	1	1	1	2	2	2	2	2	2	2					
2	MOVERLEY F (GBR)	0	1	1	2	2	3	4	4	5	6	6	7	8	9	9	9	10	11	
	USENKO N (UKR)	0	0	1	1	2	2	2	3	3	3	4	4	4	4	5	6	6	6	
3	MOVERLEY F (GBR)	0	1	1	1	1	2	2	2	3	3	4	5	6	7	8	9	10	10	11
	USENKO N (UKR)	0	0	1	2	3	3	4	5	5	6	6	6	6	6	6	6	6	7	7



Match Report

KUBANOVA Zuzana (CZE) 0 vs 3 KOBAYASHI Misaki (JPN)

Match Summary		Match	Game 1	Game 2	Game 3	Game 4	Game 5
KUBANOVA Z	CZE	0	9	2	2		
KOBAYASHI M	JPN	3	11	11	11		
Duration		17 min	6 min	4 min	4 min		

Match No.: WS06 Court: 9
Referees: CISZEWSKI Marcin

Game Progress

1	KUBANOVA Z (CZE)	0	0	1	2	3	3	3	3	3	3	4	5	6	6	6	6	7	8	9	9	9
	KOBAYASHI M (JPN)	0	1	1	1	1	2	3	4	5	6	6	6	6	7	8	9	9	9	9	10	11
2	KUBANOVA Z (CZE)	0	0	0	0	0	0	0	0	1	2	2	2	2	2	2	2	2	2	2	2	2
	KOBAYASHI M (JPN)	0	1	2	3	4	5	6	7	7	7	8	9	10	11	11	11	11	11	11	11	11
3	KUBANOVA Z (CZE)	0	0	0	0	0	0	0	0	0	0	0	0	1	2	2	2	2	2	2	2	2
	KOBAYASHI M (JPN)	0	1	2	3	4	5	6	7	8	9	10	10	10	10	10	10	10	10	10	10	11



THE WORLD GAMES
WROCLAW 2017

Hasta La Vista Sports Complex

TUE 25 JUL 2017
Start Time: 12:30

Squash

Women's Singles

Round of 32



Match Report

ARNOLD Rachel (MAS) **3 vs 1** SERME Anna (CZE)

Match Summary		Match	Game 1	Game 2	Game 3	Game 4	Game 5
ARNOLD R	MAS	3	12	11	11	11	
SERME A	CZE	1	10	13	8	6	
Duration		34 min	9 min	9 min	6 min	6 min	

Match No.: WS07 Court: 7
Referees: HARENBERG Ralph (GER)

Game Progress

1	ARNOLD R (MAS)	0	0	0	0	1	2	2	2	3	4	4	5	6	6	6	6	7	8	9	10	10	11	12	
	SERME A (CZE)	0	1	2	3	3	3	4	5	5	5	6	6	6	7	8	9	9	9	9	9	10	10	10	
2	ARNOLD R (MAS)	0	0	1	2	2	2	3	4	5	5	5	6	6	7	7	7	7	8	9	10	10	11	11	11
	SERME A (CZE)	0	1	1	1	2	3	3	3	3	4	5	5	6	6	7	8	9	9	9	9	10	10	11	13
3	ARNOLD R (MAS)	0	1	1	2	3	4	5	5	5	6	6	7	8	8	8	9	10	10	10	11				
	SERME A (CZE)	0	0	1	1	1	1	2	3	3	4	4	4	5	6	6	6	7	8	8					
4	ARNOLD R (MAS)	0	0	0	1	1	1	2	3	4	4	5	6	7	8	9	10	10	11						
	SERME A (CZE)	0	1	2	2	3	4	4	4	4	5	5	5	5	5	5	6	6							

Timing and Results provided by TISSOT



Match Report

WALSER Celine (SUI) 0 vs 3 TOMLINSON Millie (GBR)

Match Summary		Match	Game 1	Game 2	Game 3	Game 4	Game 5
WALSER C	SUI	0	2	2	6		
TOMLINSON M	GBR	3	11	11	11		
Duration		13 min	3 min	3 min	4 min		

Match No.: WS08 Court: SC
Referees: SVEC Roman (CZE) CAMPBELL Mike (GBR) SAUNDERS Simon (GBR)

Game Progress

1	WALSER C (SUI)	0	0	1	1	1	1	1	2	2	2	2	2	2	2			
	TOMLINSON M (GBR)	0	1	1	2	3	4	5	5	6	7	8	9	10	11			
2	WALSER C (SUI)	0	0	1	2	2	2	2	2	2	2	2	2	2	2			
	TOMLINSON M (GBR)	0	1	1	1	2	3	4	5	6	7	8	9	10	11			
3	WALSER C (SUI)	0	0	0	0	1	2	2	2	2	2	2	2	3	4	5	6	6
	TOMLINSON M (GBR)	0	1	2	3	3	3	4	5	6	7	8	9	10	10	10	10	11



Match Report

CHAN Joey (HKG) **3 vs 0** BUSHMA Alina (UKR)

Match Summary		Match	Game 1	Game 2	Game 3	Game 4	Game 5
CHAN J	HKG	3	11	11	11		
BUSHMA A	UKR	0	6	2	4		
Duration		16 min	5 min	4 min	4 min		

Match No.: WS09 Court: GC
Referees: BAJGAR Tomas (CZE)

Game Progress

1	CHAN J (HKG)	0	1	1	2	2	3	3	3	4	4	5	5	6	7	8	9	10	11	
	BUSHMA A (UKR)	0	0	1	1	2	2	3	4	4	5	5	6	6	6	6	6	6	6	6
2	CHAN J (HKG)	0	1	2	3	3	4	5	6	7	8	9	9	10	11					
	BUSHMA A (UKR)	0	0	0	0	1	1	1	1	1	1	1	2	2	2					
3	CHAN J (HKG)	0	0	1	1	2	3	4	4	5	6	7	8	8	9	10	11			
	BUSHMA A (UKR)	0	1	1	2	2	2	2	3	3	3	3	3	4	4	4	4			



Match Report

TURNBULL Jessica (AUS) 0 vs 3 AITKEN Lisa (GBR)

Match Summary		Match	Game 1	Game 2	Game 3	Game 4	Game 5
TURNBULL J	AUS	0	5	12	10		
AITKEN L	GBR	3	11	14	12		
Duration		25 min	5 min	10 min	7 min		

Match No.: WS11 Court: 7
Referees: HARENBERG Ralph (GER)

Game Progress

1	TURNBULL J (AUS)	0	1	1	1	1	1	1	2	2	3	4	5	5	5	5	5	5	5									
	AITKEN L (GBR)	0	0	1	2	3	4	5	5	6	6	6	6	7	8	9	10	11										
2	TURNBULL J (AUS)	0	1	2	3	4	4	4	4	4	4	4	5	5	6	7	8	8	8	9	10	10	11	11	12	12	12	
	AITKEN L (GBR)	0	0	0	0	0	1	2	3	4	5	6	6	7	7	7	7	8	9	9	9	10	10	10	11	11	12	13
		12																										
		14																										
3	TURNBULL J (AUS)	0	0	1	2	2	2	3	4	5	5	5	5	5	5	6	7	7	8	8	9	10	10	10	10	10	10	
	AITKEN L (GBR)	0	1	1	1	2	3	3	3	3	4	5	6	7	8	8	8	9	9	10	10	10	10	11	12			



Match Report

GILIS Nele (BEL) **3 vs 0** KAMINSKA Magda (POL)

Match Summary		Match	Game 1	Game 2	Game 3	Game 4	Game 5
GILIS N	BEL	3	11	11	11		
KAMINSKA M	POL	0	4	7	5		
Duration		27 min	13 min	6 min	5 min		

Match No.: WS13 Court: SC
Referees: SAUNDERS Simon (GBR) GINGELL Roy (GBR) SVEC Roman (CZE)

Game Progress

1	GILIS N (BEL)	0	0	0	1	1	2	3	4	5	5	6	7	8	9	10	11			
	KAMINSKA M (POL)	0	1	2	2	3	3	3	3	3	4	4	4	4	4	4	4			
2	GILIS N (BEL)	0	1	1	2	2	2	2	3	4	5	6	7	8	9	10	10	10	11	
	KAMINSKA M (POL)	0	0	1	1	2	3	4	4	4	4	4	4	4	4	4	5	6	7	7
3	GILIS N (BEL)	0	0	1	2	3	4	5	5	6	6	7	8	9	9	10	10	11		
	KAMINSKA M (POL)	0	1	1	1	1	1	1	2	2	3	3	3	3	4	4	5	5		



Match Report

KANDRA Sina (GER) 1 vs 3 SAXBY Tamika (AUS)

Match Summary		Match	Game 1	Game 2	Game 3	Game 4	Game 5
KANDRA S	GER	1	11	6	5	4	
SAXBY T	AUS	3	9	11	11	11	
Duration		26 min	6 min	7 min	6 min	3 min	

Match No.: WS14 Court: 9
Referees: SAMBORSKI Piotr (POL)

Game Progress

1	KANDRA S (GER)	0	0	0	1	2	2	2	3	3	3	4	4	4	5	6	7	8	8	9	10	11
	SAXBY T (AUS)	0	1	2	2	2	3	4	4	5	6	6	7	8	8	8	8	8	9	9	9	9
2	KANDRA S (GER)	0	0	0	0	0	1	1	2	3	3	3	4	4	5	5	6	6	6	6	6	6
	SAXBY T (AUS)	0	1	2	3	4	4	5	5	5	6	7	7	8	8	9	9	10	11	11	11	11
3	KANDRA S (GER)	0	0	1	2	2	3	4	4	4	4	4	5	5	5	5	5	5	5	5	5	5
	SAXBY T (AUS)	0	1	1	1	2	2	2	3	4	5	6	6	7	8	9	10	11	11	11	11	11
4	KANDRA S (GER)	0	0	0	0	0	0	0	1	2	2	2	2	3	4	4	4	4	4	4	4	4
	SAXBY T (AUS)	0	1	2	3	4	5	6	6	6	7	8	9	9	9	9	10	11	11	11	11	11



Match Report

TERAN Samantha (MEX) **3 vs 1** GOMEZ Cristina (ESP)

Match Summary

		Match	Game 1	Game 2	Game 3	Game 4	Game 5
TERAN S	MEX	3	12	11	11	11	
GOMEZ C	ESP	1	14	6	3	5	
	Duration	36 min	13 min	9 min	4 min	6 min	

Match No.: WS15 Court: 8
Referees: FORTER Tomas (CZE)

Game Progress

1	TERAN S (MEX)	0	1	1	1	1	2	3	3	3	3	3	3	4	5	6	7	8	9	9	9	10	11	11	11	12	12	
	GOMEZ C (ESP)	0	0	1	2	3	3	3	4	5	6	7	8	8	8	8	8	8	8	9	10	10	10	11	11	12	12	13
		12																										
		14																										
2	TERAN S (MEX)	0	1	1	2	2	3	4	5	5	5	6	7	7	8	9	9	10	11									
	GOMEZ C (ESP)	0	0	1	1	2	2	2	2	3	4	4	4	5	5	5	6	6	6									
3	TERAN S (MEX)	0	0	1	2	3	4	5	6	7	8	9	9	10	10	11												
	GOMEZ C (ESP)	0	1	1	1	1	1	1	1	1	1	1	2	2	3	3												
4	TERAN S (MEX)	0	1	2	3	4	5	5	6	6	6	7	8	9	10	10	10	11										
	GOMEZ C (ESP)	0	0	0	0	0	0	1	1	2	3	3	3	3	3	4	5	5										



Match Report

BELIAEVA Irina (RUS) 0 vs 3 DAVID Nicol (MAS)

Match Summary		Match	Game 1	Game 2	Game 3	Game 4	Game 5
BELIAEVA I	RUS	0	4	3	3		
DAVID N	MAS	3	11	11	11		
Duration		14 min	4 min	4 min	3 min		

Match No.: WS16 Court: SC
Referees: SVEC Roman (CZE) CAMPBELL Mike (GBR) GINGELL Roy (GBR)

Game Progress

1	BELIAEVA I (RUS)	0	1	2	2	2	2	2	3	3	3	3	3	3	3	4	4
	DAVID N (MAS)	0	0	0	1	2	3	4	4	5	6	7	8	9	10	10	11
2	BELIAEVA I (RUS)	0	1	1	1	1	2	3	3	3	3	3	3	3	3	3	3
	DAVID N (MAS)	0	0	1	2	3	3	3	4	5	6	7	8	9	10	11	11
3	BELIAEVA I (RUS)	0	1	1	1	1	2	2	3	3	3	3	3	3	3	3	3
	DAVID N (MAS)	0	0	1	2	3	3	4	4	5	6	7	8	9	10	11	11

RESULTS BOOK



Sumo



THE WORLD GAMES
WROCLAW 2017

T+TISSOT

RESULTS BOOK

TABLE OF CONTENT

35	Sumo	2043
35.1	Table of Contents	2044
35.2	Number of Entries by NOC	2047
35.3	Results Summary - Sessions	2048
35.3.1	Results Summary - Session SU01	2048
35.3.2	Results Summary - Session SU02	2054
35.3.3	Results Summary - Session SU03	2057
35.3.4	Results Summary - Session SU04	2063
35.4	Medallists by Event	2064
35.5	Medal Standings	2065
35.6	Men's Lightweight	2066
35.6.1	Brackets	2067
35.6.2	Medallists	2069
35.7	Men's Middleweight	2070
35.7.1	Brackets	2071
35.7.2	Medallists	2073
35.8	Men's Heavyweight	2074
35.8.1	Brackets	2075
35.8.2	Medallists	2077
35.9	Men's Open Weight	2078
35.9.1	Brackets	2079
35.9.2	Medallists	2082
35.10	Women's Lightweight	2083
35.10.1	Brackets	2084
35.10.2	Medallists	2086
35.11	Women's Middleweight	2087
35.11.1	Brackets	2088
35.11.2	Medallists	2090





35.12	Women's Heavyweight	2091
35.12.1	Brackets	2092
35.12.2	Medallists	2094
35.13	Women's Open Weight	2095
35.13.1	Brackets	2096
35.13.2	Medallists	2099






Number of Entries by NOC

As of FRI 21 JUL 2017

	NOC	Men					Women					Total Athletes
		Light weight	Middle weight	Heavy weight	Open weight	Total Entries	Light weight	Middle weight	Heavy weight	Open weight	Total Entries	
	AUS - Australia	2	2		4	8						4
	BRA - Brazil	1	1	1	3	6	1	3	1	5	10	8
	EGY - Egypt	2	1	2	5	10						5
	GEO - Georgia		1	1	2	4						2
	GER - Germany						1	1	2	4	8	4
	HKG - Hong Kong, China			1	1	2						1
	HUN - Hungary						1		2	3	6	3
	JPN - Japan	1	2	2	5	10	1	2	1	4	8	9
	MGL - Mongolia	1	1	2	4	8	1	1	1	3	6	7
	NOR - Norway						1			1	2	1
	POL - Poland	2	2	1	5	10	3	2	1	6	12	11
	RUS - Russian Federation	1	1	2	4	8	1	2	3	6	12	10
	THA - Thailand	1			1	2		1	1	2	4	3
	TPE - Chinese Taipei						1			1	2	1
	UKR - Ukraine	1	1	2	4	8	1	1	2	4	8	8
	USA - United States of America	2	2	2	6	12	2	1	1	4	8	10
	VEN - Venezuela	1	1		2	4	1	2	1	4	8	6
	Total	15	15	16	46	92	15	16	16	47	94	93




Session Results

SESSION 1 - DOHYO A

Match No	Event	Round	Draw No	Name	NOC Code	Winner	Decision	Officials
1	Women's Lightweight	Round of 16	3	van WITBECK Janna	USA		Oshidashi	H 1 R 9
			4	ROZUM Aleksandra	POL	X	押し出し	
2	Women's Lightweight	Round of 16	5	FORGO Fruzsina	HUN	X	Yorikiri	H 1 R 9
			6	DORNY Julia	GER		寄り切り	
3	Women's Lightweight	Round of 16	7	NYAMSUREN Undrakhzaya	MGL		Uwatenage	H 1 R 9
			8	MACIOS Magdalena	POL	X	上手投げ	
4	Women's Lightweight	Round of 16	9	KOVAL Vera	RUS		Yoritaoshi	H 1 R 9
			10	TROSIUK Svitlana	UKR	X	寄り倒し	
5	Women's Lightweight	Round of 16	11	HAMILTON Jenelle	USA		Sukuinage	H 1 R 9
			12	BUGGE Rikke Juell	NOR	X	掬い投げ	
6	Women's Lightweight	Round of 16	13	PEREIRA Euscaris	VEN	X	Yoritaoshi	H 1 R 9
			14	HSIAO Hui-Shan	TPE		寄り倒し	
7	Women's Lightweight	Round of 16	15	SKIBA Monika	POL		Shitatenage	H 1 R 9
			16	OKUTOMI Yuka	JPN	X	下手投げ	
8	Women's Lightweight	Quarterfinals	1	MONTGOMERY HIGUCHI Luciana	BRA	X	Uwatenage	H 2 R 11
			4	ROZUM Aleksandra	POL		上手投げ	
9	Women's Lightweight	Quarterfinals	5	FORGO Fruzsina	HUN		Yoritaoshi	H 2 R 11
			8	MACIOS Magdalena	POL	X	寄り倒し	
10	Women's Lightweight	Quarterfinals	10	TROSIUK Svitlana	UKR	X	Yoritaoshi	H 2 R 11
			12	BUGGE Rikke Juell	NOR		寄り倒し	
11	Women's Lightweight	Quarterfinals	13	PEREIRA Euscaris	VEN			H 2 R 11
			16	OKUTOMI Yuka	JPN	X		
13	Women's Lightweight	Round of 16 Repechage	5	FORGO Fruzsina	HUN		Shitatenage	H 2 R 11
			7	NYAMSUREN Undrakhzaya	MGL	X	下手投げ	
14	Women's Lightweight	Round of 16 Repechage	12	BUGGE Rikke Juell	NOR		Shitatenage	H 2 R 11
			9	KOVAL Vera	RUS	X	下手投げ	
15	Women's Lightweight	Round of 16 Repechage	13	PEREIRA Euscaris	VEN		Uwatenage	H 2 R 11
			15	SKIBA Monika	POL	X	上手投げ	
16	Women's Lightweight	Quarterfinals Repechage	4	ROZUM Aleksandra	POL		Shitatenage	H 2 R 11
			7	NYAMSUREN Undrakhzaya	MGL	X	下手投げ	
17	Women's Lightweight	Quarterfinals Repechage	9	KOVAL Vera	RUS		Shitatenage	H 2 R 11
			15	SKIBA Monika	POL	X	下手投げ	
18	Men's Lightweight	Round of 16	3	WOJDA Pawel	POL	X	Uwatenage	H 3 R 10
			4	CHAORUNGMEETEE Jakkrapong	THA		上手投げ	
19	Men's Lightweight	Round of 16	5	ELSEFY Abdelrahman	EGY	X	Oshitaoshi	H 3 R 10
			6	FREUND Andrew	USA		押し倒し	

Timing and Results provided by TISSOT




Session Results

SESSION 1 - DOHYO A

Match No	Event	Round	Draw No	Name	NOC Code	Winner	Decision	Officials
20	Men's Lightweight	Round of 16	7	SILVA MORI Cristiano	BRA		Kotenage	H 3 R 10
			8	KINDRED Joel	AUS	X	小手投げ	
21	Men's Lightweight	Round of 16	9	SWORA Patryk	POL		Yoritaoshi	H 3 R 10
			10	BAASANDORJ Badral	MGL	X	寄り倒し	
22	Men's Lightweight	Round of 16	11	BULATOV Kostiantyn	UKR	X	Uwatenage	H 3 R 10
			12	HERNANDEZ Oscar	VEN		上手投げ	
23	Men's Lightweight	Round of 16	13	SABO Trent	USA	X	Yorikiri	H 3 R 10
			14	ABOUELROKB Fathy	EGY		寄り切り	
24	Men's Lightweight	Round of 16	15	TRAILL Thomas	AUS		Oshitaoshi	H 3 R 10
			16	SHIBAOKA Isao	JPN	X	押し倒し	
25	Men's Lightweight	Quarterfinals	1	ALTYEV Batyr	RUS	X	Uchimuso	H 5 R 9
			3	WOJDA Pawel	POL		内無双	
26	Men's Lightweight	Quarterfinals	5	ELSEFY Abdelrahman	EGY	X	Oshidashi	H 5 R 9
			8	KINDRED Joel	AUS		押し出し	
27	Men's Lightweight	Quarterfinals	10	BAASANDORJ Badral	MGL		Katasukashi	H 5 R 9
			11	BULATOV Kostiantyn	UKR	X	肩透かし	
28	Men's Lightweight	Quarterfinals	13	SABO Trent	USA	X	Hatakikomi	H 5 R 9
			16	SHIBAOKA Isao	JPN		叩き込み	
30	Men's Lightweight	Round of 16 Repechage	8	KINDRED Joel	AUS	X	Tsuridashi	H 5 R 9
			6	FREUND Andrew	USA		吊り出し	
31	Men's Lightweight	Round of 16 Repechage	10	BAASANDORJ Badral	MGL	X	Yoritaoshi	H 5 R 9
			12	HERNANDEZ Oscar	VEN		寄り倒し	
32	Men's Lightweight	Round of 16 Repechage	16	SHIBAOKA Isao	JPN		Tsukiotoshi	H 5 R 9
			14	ABOUELROKB Fathy	EGY	X	突き落とし	
33	Men's Lightweight	Quarterfinals Repechage	3	WOJDA Pawel	POL	X	Yoritaoshi	H 5 R 9
			8	KINDRED Joel	AUS		寄り倒し	
34	Men's Lightweight	Quarterfinals Repechage	10	BAASANDORJ Badral	MGL		Yoritaoshi	H 5 R 9
			14	ABOUELROKB Fathy	EGY	X	寄り倒し	
35	Women's Middleweight	Round of 16	1	MAKSYMENKO Maryna	UKR		Oshidashi	H 4 R 11
			2	MIZUNUMA Hikaru	JPN	X	押し出し	
36	Women's Middleweight	Round of 16	3	CASTILLO Yaseny	VEN		Yorikiri	H 4 R 11
			4	ROZUM Marina	POL	X	寄り切り	
37	Women's Middleweight	Round of 16	5	ALEKSANDROVA Anna	RUS	X	Uwatenage	H 4 R 11
			6	SCHMIDTSDORF Kerstin	GER		上手投げ	
38	Women's Middleweight	Round of 16	7	OTGON Munkhtsetseg	MGL	X	Yorikiri	H 4 R 11
			8	ROJAS PELEGRINI Fernanda	BRA		寄り切り	

Timing and Results provided by TISSOT




Session Results

SESSION 1 - DOHYO A

Match No	Event	Round	Draw No	Name	NOC Code	Winner	Decision	Officials
39	Women's Middleweight	Round of 16	9	OTA Asano	JPN	X	Oshidashi	H 4 R 11
			10	BARRIOS Ofelia	VEN		押し出し	
40	Women's Middleweight	Round of 16	11	AMNUAYPOL Kamonchanok	THA	X	Yoritaoshi	H 4 R 11
			12	de OLIVIERA VAQUEIRO Daniela	BRA		寄り倒し	
41	Women's Middleweight	Round of 16	13	ALEKSEEVA Ekaterina	RUS		Shitatenage	H 4 R 11
			14	ROBAKOWSKA Olimpia	POL	X	下手投げ	
42	Women's Middleweight	Round of 16	15	de PAULA MEDEIROS Juliana	BRA	X	Oshitaoshi	H 4 R 11
			16	del GALLEGO Sonya	USA		押し倒し	
43	Women's Middleweight	Quarterfinals	2	MIZUNUMA Hikaru	JPN	X	Sukuinage	H 3 R 8
			4	ROZUM Marina	POL		掬い投げ	
44	Women's Middleweight	Quarterfinals	5	ALEKSANDROVA Anna	RUS		Shitatenage	H 3 R 8
			7	OTGON Munkhtsetseg	MGL	X	下手投げ	
45	Women's Middleweight	Quarterfinals	9	OTA Asano	JPN	X	Yoritaoshi	H 3 R 8
			11	AMNUAYPOL Kamonchanok	THA		寄り倒し	
46	Women's Middleweight	Quarterfinals	14	ROBAKOWSKA Olimpia	POL	X	Yorikiri	H 3 R 8
			15	de PAULA MEDEIROS Juliana	BRA		寄り切り	
47	Women's Middleweight	Round of 16 Repechage	4	ROZUM Marina	POL		Hikiotoshi	H 3 R 8
			1	MAKSYMENKO Maryna	UKR	X	引き落とし	
48	Women's Middleweight	Round of 16 Repechage	5	ALEKSANDROVA Anna	RUS	X	Uwatenage	H 3 R 8
			8	ROJAS PELEGRINI Fernanda	BRA		上手投げ	
49	Women's Middleweight	Round of 16 Repechage	11	AMNUAYPOL Kamonchanok	THA	X	Yorikiri	H 3 R 8
			10	BARRIOS Ofelia	VEN		寄り切り	
50	Women's Middleweight	Round of 16 Repechage	15	de PAULA MEDEIROS Juliana	BRA	X	Yorikiri	H 3 R 8
			13	ALEKSEEVA Ekaterina	RUS		寄り切り	
51	Women's Middleweight	Quarterfinals Repechage	1	MAKSYMENKO Maryna	UKR	X	Yorikiri	H 3 R 8
			5	ALEKSANDROVA Anna	RUS		寄り切り	
52	Women's Middleweight	Quarterfinals Repechage	11	AMNUAYPOL Kamonchanok	THA		Yoritaoshi	H 3 R 8
			15	de PAULA MEDEIROS Juliana	BRA	X	寄り倒し	
53	Men's Middleweight	Round of 16	3	RUNYAN Colton	USA	X	Oshidashi	H 2 R 10
			4	BAZZANA Daniel	AUS		押し出し	
54	Men's Middleweight	Round of 16	5	KOZHUKHOV Mykola	UKR		Oshitaoshi	H 2 R 10
			6	NOGUCHI Kiyoyuki	JPN	X	押し倒し	
55	Men's Middleweight	Round of 16	7	LUTO Michal	POL	X	Uwatedashinage	H 2 R 10
			8	RIVAS Wlaser	VEN		上手出し投げ	
56	Men's Middleweight	Round of 16	9	OCHIRKHUU Usukhbayar	MGL	X	Uwatenage	H 2 R 10
			10	TIVOLI Eoghn Jorge	AUS		上手投げ	

Timing and Results provided by TISSOT




Session Results

SESSION 1 - DOHYO A

Match No	Event	Round	Draw No	Name	NOC Code	Winner	Decision	Officials
57	Men's Middleweight	Round of 16	11	ROZUM Aron	POL	X	Utccari うっちゃり	H 2 R 10
			12	MIWA Hayato	JPN			
58	Men's Middleweight	Round of 16	13	HEFFERNAN Kena	USA		Yorikiri 寄り切り	H 2 R 10
			14	HOSSAM Misbah	EGY	X		
59	Men's Middleweight	Round of 16	15	MESHVILDISHVILI Giorgi	GEO	X	Oshitaoshi 押し倒し	H 2 R 10
			16	HIGUCHI Takahiro	BRA			
60	Men's Middleweight	Quarterfinals	1	KAZIEV Atsamaz	RUS	X	Uwatenage 上手投げ	H 1 R 9
			3	RUNYAN Colton	USA			
61	Men's Middleweight	Quarterfinals	6	NOGUCHI Kiyoyuki	JPN		Hikiotoshi 引き落とし	H 1 R 9
			7	LUTO Michal	POL	X		
62	Men's Middleweight	Quarterfinals	9	OCHIRKHUU Usukhbayar	MGL	X	Yorikiri 寄り切り	H 1 R 9
			11	ROZUM Aron	POL			
63	Men's Middleweight	Quarterfinals	14	HOSSAM Misbah	EGY	X	Yorikiri 寄り切り	H 1 R 9
			15	MESHVILDISHVILI Giorgi	GEO			
65	Men's Middleweight	Round of 16 Repechage	6	NOGUCHI Kiyoyuki	JPN		Sakatottari 逆とったり	H 1 R 9
			8	RIVAS Wlater	VEN	X		
66	Men's Middleweight	Round of 16 Repechage	11	ROZUM Aron	POL	X	Yorikiri 寄り切り	H 1 R 9
			10	TIVOLI Eoghn Jorge	AUS			
67	Men's Middleweight	Round of 16 Repechage	15	MESHVILDISHVILI Giorgi	GEO	X	Komatasukui 小股掬い	H 1 R 9
			13	HEFFERNAN Kena	USA			
68	Men's Middleweight	Quarterfinals Repechage	3	RUNYAN Colton	USA		Sukuinage 掬い投げ	H 1 R 9
			8	RIVAS Wlater	VEN	X		
69	Men's Middleweight	Quarterfinals Repechage	11	ROZUM Aron	POL	X	Yorikiri 寄り切り	H 1 R 9
			15	MESHVILDISHVILI Giorgi	GEO			
70	Women's Heavyweight	Round of 16	1	POLIAKOVA Anna	RUS	X	Yorikiri 寄り切り	H 5 R 8
			2	GOMES Sarah	BRA			
71	Women's Heavyweight	Round of 16	3	DRBOIAN Mariia	UKR		Shitatenage 下手投げ	H 5 R 8
			4	SARKANY Vivien	HUN	X		
72	Women's Heavyweight	Round of 16	5	UETA Yuka	JPN	X	Yorikiri 寄り切り	H 5 R 8
			6	BURNS Natalie	USA			
73	Women's Heavyweight	Round of 16	7	GORDEEVA Ekaterina	RUS	X	Yoritaoshi 寄り倒し	H 5 R 8
			8	SCHUMANN Johanna Doris	GER			
74	Women's Heavyweight	Round of 16	9	CEDENO Maria	VEN		Yorikiri 寄り切り	H 5 R 8
			10	VITUTEERASAN Viparat	THA	X		
75	Women's Heavyweight	Round of 16	11	BEREZOVSKA Ivanna	UKR	X	Yorikiri 寄り切り	H 5 R 8
			12	MAKAI Erika	HUN			

Timing and Results provided by TISSOT




Session Results

SESSION 1 - DOHYO A

Match No	Event	Round	Draw No	Name	NOC Code	Winner	Decision	Officials
76	Women's Heavyweight	Round of 16	13	DAVYDKO Olga	RUS	X	Yorikiri 寄り切り	H 5 R 8
			14	MAZUREK Jagoda	POL			
77	Women's Heavyweight	Round of 16	15	BAAST Batchimeg	MGL		Utccari うっちゃり	H 5 R 8
			16	SCHULZE Anika	GER	X		
78	Women's Heavyweight	Quarterfinals	1	POLIAKOVA Anna	RUS	X	Yorikiri 寄り切り	H 4 R 7
			4	SARKANY Vivien	HUN			
79	Women's Heavyweight	Quarterfinals	5	UETA Yuka	JPN		Shitatenage 下手投げ	H 4 R 7
			7	GORDEEVA Ekaterina	RUS	X		
80	Women's Heavyweight	Quarterfinals	10	VITUTEERASAN Viparat	THA		Shitatenage 下手投げ	H 4 R 7
			11	BEREZOVSKA Ivanna	UKR	X		
81	Women's Heavyweight	Quarterfinals	13	DAVYDKO Olga	RUS	X	Okuridashi 送り出し	H 4 R 7
			16	SCHULZE Anika	GER			
82	Women's Heavyweight	Round of 16 Repechage	4	SARKANY Vivien	HUN		Yorikiri 寄り切り	H 4 R 7
			2	GOMES Sarah	BRA	X		
83	Women's Heavyweight	Round of 16 Repechage	5	UETA Yuka	JPN	X	Okuritaoshi 送り倒し	H 4 R 7
			8	SCHUMANN Johanna Doris	GER			
84	Women's Heavyweight	Round of 16 Repechage	10	VITUTEERASAN Viparat	THA	X	Sukuinage 掬い投げ	H 4 R 7
			12	MAKAI Erika	HUN			
85	Women's Heavyweight	Round of 16 Repechage	16	SCHULZE Anika	GER		Yorikiri 寄り切り	H 4 R 7
			14	MAZUREK Jagoda	POL	X		
86	Women's Heavyweight	Quarterfinals Repechage	2	GOMES Sarah	BRA	X	Sukuinage 掬い投げ	H 4 R 7
			5	UETA Yuka	JPN			
87	Women's Heavyweight	Quarterfinals Repechage	10	VITUTEERASAN Viparat	THA	X	Yoritaoshi 寄り倒し	H 4 R 7
			14	MAZUREK Jagoda	POL			
88	Men's Heavyweight	Round of 16	1	MARGIEV Vasilii	RUS	X	Yorikiri 寄り切り	H 3 R 11
			2	PIERSIAK Jacek	POL			
89	Men's Heavyweight	Round of 16	3	WIETECHA Michael	USA	X	Oshidashi 押し出し	H 3 R 11
			4	ABDELLATIF Ibrahim	EGY			
90	Men's Heavyweight	Round of 16	5	KUROKAWA Soichiro	JPN	X	Yorikiri 寄り切り	H 3 R 11
			6	DUGERSUREN Natsagdorj	MGL			
91	Men's Heavyweight	Round of 16	7	KOSAIHIRA Flavio Tooru	BRA		Yorikiri 寄り切り	H 3 R 11
			8	VERESIUK Oleksandr	UKR	X		
92	Men's Heavyweight	Round of 16	9	BELAL Ramy	EGY	X	Okuridashi 送り出し	H 3 R 11
			10	LAWRENCE Mark	USA			
93	Men's Heavyweight	Round of 16	11	TSERTSVADZE Avtandil	GEO	X	Tsukidashi 突き出し	H 3 R 11
			12	ULAMBAYAR Byambajav	MGL			

Timing and Results provided by TISSOT




Session Results

SESSION 1 - DOHYO A

Match No	Event	Round	Draw No	Name	NOC Code	Winner	Decision	Officials
94	Men's Heavyweight	Round of 16	13	KUDZOEV Eduard	RUS	X	Oshidashi	H 3 R 11
			14	NG Tsz-Shing Brandon	HKG		押し出し	
95	Men's Heavyweight	Round of 16	15	SOKOLOVSKYI Serhii	UKR		Yoritaoshi	H 3 R 11
			16	KUROKAWA Kojiro	JPN	X	寄り倒し	
96	Men's Heavyweight	Quarterfinals	1	MARGIEV Vasilii	RUS	X	Tsukiotoshi	H 2 R 10
			3	WIETECHA Michael	USA		突き落とし	
97	Men's Heavyweight	Quarterfinals	5	KUROKAWA Soichiro	JPN	X	Yorikiri	H 2 R 10
			8	VERESIUK Oleksandr	UKR		寄り切り	
98	Men's Heavyweight	Quarterfinals	9	BELAL Ramy	EGY	X	Kotenage	H 2 R 10
			11	TSERTSVADZE Avtandil	GEO		小手投げ	
99	Men's Heavyweight	Quarterfinals	13	KUDZOEV Eduard	RUS		Oshidashi	H 2 R 10
			16	KUROKAWA Kojiro	JPN	X	押し出し	
100	Men's Heavyweight	Round of 16 Repechage	3	WIETECHA Michael	USA		Yoritaoshi	H 2 R 10
			2	PIERSIAK Jacek	POL	X	寄り倒し	
101	Men's Heavyweight	Round of 16 Repechage	8	VERESIUK Oleksandr	UKR		Yorikiri	H 2 R 10
			6	DUGERSUREN Natsagdorj	MGL	X	寄り切り	
102	Men's Heavyweight	Round of 16 Repechage	11	TSERTSVADZE Avtandil	GEO	X	Yorikiri	H 2 R 10
			10	LAWRENCE Mark	USA		寄り切り	
103	Men's Heavyweight	Round of 16 Repechage	13	KUDZOEV Eduard	RUS	X	Tsukiotoshi	H 2 R 10
			15	SOKOLOVSKYI Serhii	UKR		突き落とし	
104	Men's Heavyweight	Quarterfinals Repechage	2	PIERSIAK Jacek	POL	X	Sukuinage	H 2 R 10
			6	DUGERSUREN Natsagdorj	MGL		掬い投げ	
105	Men's Heavyweight	Quarterfinals Repechage	11	TSERTSVADZE Avtandil	GEO	X	Yorikiri	H 2 R 10
			13	KUDZOEV Eduard	RUS		寄り切り	

Legend:	H Head Judge	J Judge	No Number	R Referee
----------------	---------------------	----------------	------------------	------------------

Timing and Results provided by TISSOT




Session Results

SESSION 2 - DOHYO A

Match No	Event	Round	Draw No	Name	NOC Code	Winner	Decision	Officials
106	Women's Lightweight	Semifinals	1	MONTGOMERY HIGUCHI Luciana	BRA	X	Sukuinage	H 1 R 8
			8	MACIOS Magdalena	POL		掬い投げ	
107	Women's Lightweight	Semifinals	10	TROSIUK Svitlana	UKR	X	Ashitori	H 1 R 8
			16	OKUTOMI Yuka	JPN		足取り	
108	Women's Lightweight	Semifinals Repechage	16	OKUTOMI Yuka	JPN	X	Shitatenage	H 1 R 8
			7	NYAMSUREN Undrakhzaya	MGL		下手投げ	
109	Women's Lightweight	Semifinals Repechage	8	MACIOS Magdalena	POL	X	Uwatenage	H 1 R 8
			15	SKIBA Monika	POL		上手投げ	
110	Women's Lightweight	Bronze Medal Match	16	OKUTOMI Yuka	JPN		Katasukashi	H 1 R 8
			8	MACIOS Magdalena	POL	X	肩透かし	
111	Women's Lightweight	Gold Medal Match	1	MONTGOMERY HIGUCHI Luciana	BRA		Ashitori	H 1 R 8
			10	TROSIUK Svitlana	UKR	X	足取り	
112	Men's Lightweight	Semifinals	1	ALTYEV Batyr	RUS	X	Shitadedashinage	H 5 R 10
			5	ELSEFY Abdelrahman	EGY		下手出し投げ	
113	Men's Lightweight	Semifinals	11	BULATOV Kostiantyn	UKR		Yorikiri	H 5 R 10
			13	SABO Trent	USA	X	寄り切り	
114	Men's Lightweight	Semifinals Repechage	11	BULATOV Kostiantyn	UKR		Sukuinage	H 5 R 10
			3	WOJDA Pawel	POL	X	掬い投げ	
115	Men's Lightweight	Semifinals Repechage	5	ELSEFY Abdelrahman	EGY		Yoritaoshi	H 5 R 10
			14	ABOUELROKB Fathy	EGY	X	寄り倒し	
116	Men's Lightweight	Bronze Medal Match	3	WOJDA Pawel	POL	X	Yorikiri	H 5 R 10
			14	ABOUELROKB Fathy	EGY		寄り切り	
117	Men's Lightweight	Gold Medal Match	1	ALTYEV Batyr	RUS	X	Uwatedashinage	H 5 R 10
			13	SABO Trent	USA		上手出し投げ	
118	Women's Middleweight	Semifinals	2	MIZUNUMA Hikaru	JPN		Uwatenage	H 4 R 11
			7	OTGON Munkhtsetseg	MGL	X	上手投げ	
119	Women's Middleweight	Semifinals	9	OTA Asano	JPN	X	Uwatehineri	H 4 R 11
			14	ROBAKOWSKA Olimpia	POL		上手捻り	
120	Women's Middleweight	Semifinals Repechage	14	ROBAKOWSKA Olimpia	POL		Sukuinage	H 4 R 11
			1	MAKSYMENKO Maryna	UKR	X	掬い投げ	
121	Women's Middleweight	Semifinals Repechage	2	MIZUNUMA Hikaru	JPN	X	Yorikiri	H 4 R 11
			15	de PAULA MEDEIROS Juliana	BRA		寄り切り	
122	Women's Middleweight	Bronze Medal Match	1	MAKSYMENKO Maryna	UKR	X	Yoritaoshi	H 4 R 11
			2	MIZUNUMA Hikaru	JPN		寄り倒し	
123	Women's Middleweight	Gold Medal Match	7	OTGON Munkhtsetseg	MGL	X	Yorikiri	H 4 R 11
			9	OTA Asano	JPN		寄り切り	

Timing and Results provided by TISSOT



Session Results

SESSION 2 - DOHYO A

Match No	Event	Round	Draw No	Name	NOC Code	Winner	Decision	Officials
124	Men's Middleweight	Semifinals	1	KAZIEV Atsamaz	RUS	X	Yoritaoshi 寄り倒し	H 3 R 8
			7	LUTO Michal	POL			
125	Men's Middleweight	Semifinals	9	OCHIRKHUU Usukhbayar	MGL		Yoritaoshi 寄り倒し	H 3 R 8
			14	HOSSAM Misbah	EGY	X		
126	Men's Middleweight	Semifinals Repechage	9	OCHIRKHUU Usukhbayar	MGL	X	Yoritaoshi 寄り倒し	H 3 R 8
			8	RIVAS Wlater	VEN			
127	Men's Middleweight	Semifinals Repechage	7	LUTO Michal	POL		Yorikiri 寄り切り	H 3 R 8
			11	ROZUM Aron	POL	X		
128	Men's Middleweight	Bronze Medal Match	9	OCHIRKHUU Usukhbayar	MGL	X	Yorikiri 寄り切り	H 3 R 8
			11	ROZUM Aron	POL			
129	Men's Middleweight	Gold Medal Match	1	KAZIEV Atsamaz	RUS	X	Yorikiri 寄り切り	H 3 R 8
			14	HOSSAM Misbah	EGY			
130	Women's Heavyweight	Semifinals	1	POLIAKOVA Anna	RUS	X	Yorikiri 寄り切り	H 2 R 9
			7	GORDEEVA Ekaterina	RUS			
131	Women's Heavyweight	Semifinals	11	BEREZOVSKA Ivanna	UKR		Yorikiri 寄り切り	H 2 R 9
			13	DAVYDKO Olga	RUS	X		
132	Women's Heavyweight	Semifinals Repechage	11	BEREZOVSKA Ivanna	UKR	X	Yorikiri 寄り切り	H 2 R 9
			2	GOMES Sarah	BRA			
133	Women's Heavyweight	Semifinals Repechage	7	GORDEEVA Ekaterina	RUS		Hikiotoshi 引き落とし	H 2 R 9
			10	VITUTEERASAN Viparat	THA	X		
134	Women's Heavyweight	Bronze Medal Match	11	BEREZOVSKA Ivanna	UKR		Uchigake 内掛け	H 2 R 9
			10	VITUTEERASAN Viparat	THA	X		
135	Women's Heavyweight	Gold Medal Match	1	POLIAKOVA Anna	RUS	X	Shitatenage 下手投げ	H 2 R 9
			13	DAVYDKO Olga	RUS			
136	Men's Heavyweight	Semifinals	1	MARGIEV Vasilii	RUS	X	Yorikiri 寄り切り	H 1 R 6
			5	KUROKAWA Soichiro	JPN			
137	Men's Heavyweight	Semifinals	9	BELAL Ramy	EGY	X	Tsukiotoshi 突き落とし	H 1 R 6
			16	KUROKAWA Kojiro	JPN			
138	Men's Heavyweight	Semifinals Repechage	16	KUROKAWA Kojiro	JPN	X	Yorikiri 寄り切り	H 1 R 6
			2	PIERSIAK Jacek	POL			
139	Men's Heavyweight	Semifinals Repechage	5	KUROKAWA Soichiro	JPN	X	Shitatenage 下手投げ	H 1 R 6
			11	TSERTSVADZE Avtandil	GEO			
140	Men's Heavyweight	Bronze Medal Match	16	KUROKAWA Kojiro	JPN		Yorikiri 寄り切り	H 1 R 6
			5	KUROKAWA Soichiro	JPN	X		
141	Men's Heavyweight	Gold Medal Match	1	MARGIEV Vasilii	RUS	X	Yorikiri 寄り切り	H 1 R 6
			9	BELAL Ramy	EGY			

Timing and Results provided by TISSOT



Session Results


SESSION 2 - DOHYO A

Match No	Event	Round	Draw No	Name	NOC Code	Winner	Decision	Officials
----------	-------	-------	---------	------	----------	--------	----------	-----------

Legend:

H Head Judge J Judge No Number R Referee

Timing and Results provided by  **TISSOT**




Session Results

SESSION 3 - DOHYO A

Match No	Event	Round	Draw No	Name	NOC Code	Winner	Decision	Officials
1	Women's Open Weight	Round of 64	7	OTGON Munkhtsetseg	MGL	X	Uwatedashinage 上手出し投げ	H 1 R 8
			8	CASTILLO Yaseny	VEN			
2	Women's Open Weight	Round of 64	11	ROJAS PELEGRINI Fernanda	BRA	X	Yorikiri 寄り切り	H 1 R 8
			12	MIZUNUMA Hikaru	JPN			
3	Women's Open Weight	Round of 64	15	del GALLEGO Sonya	USA	X		H 1 R 8
			16	MAKSYMENKO Maryna	UKR			
4	Women's Open Weight	Round of 64	19	de OLIVIERA VAQUEIRO Daniela	BRA	X	Uccari うっちゃり	H 1 R 8
			20	AMNUAYPOL Kamonchanok	THA			
5	Women's Open Weight	Round of 64	23	BURNS Natalie	USA		Uwatenage 上手投げ	H 1 R 8
			24	NYAMSUREN Undrakhzaya	MGL	X		
6	Women's Open Weight	Round of 64	27	DRBOIAN Mariia	UKR	X	Yorikiri 寄り切り	H 1 R 8
			28	PEREIRA Euscaris	VEN			
7	Women's Open Weight	Round of 64	31	DORNY Julia	GER	X	Sukuinage 掬い投げ	H 1 R 8
			32	MONTGOMERY HIGUCHI Luciana	BRA			
8	Women's Open Weight	Round of 64	35	FORGO Fruzsina	HUN	X	Yorikiri 寄り切り	H 2 R 11
			36	HAMILTON Jenelle	USA			
9	Women's Open Weight	Round of 64	39	ROZUM Aleksandra	POL		Yorikiri 寄り切り	H 2 R 11
			40	ALEKSEEVA Ekaterina	RUS	X		
10	Women's Open Weight	Round of 64	43	VITUTEERASAN Viparat	THA	X	Oshitaoshi 押し倒し	H 2 R 11
			44	SCHULZE Anika	GER			
11	Women's Open Weight	Round of 64	47	UETA Yuka	JPN		Yorikiri 寄り切り	H 2 R 11
			48	BEREZOVSKA Ivanna	UKR	X		
12	Women's Open Weight	Round of 64	51	KOVAL Vera	RUS			H 2 R 11
			52	TROSIUK Svitlana	UKR			
13	Women's Open Weight	Round of 64	55	BARRIOS Ofelia	VEN	X	Oshidashi 押し出し	H 2 R 11
			56	MACIOS Magdalena	POL			
14	Women's Open Weight	Round of 64	59	SCHUMANN Johanna Doris	GER		Yoritaoshi 寄り倒し	H 2 R 11
			60	MAZUREK Jagoda	POL	X		
15	Women's Open Weight	Round of 64	63	OTA Asano	JPN	X	Oshitaoshi 押し倒し	H 2 R 11
			64	HSIAO Hui-Shan	TPE			
16	Women's Open Weight	Round of 32	1	POLIAKOVA Anna	RUS	X	Yoritaoshi 寄り倒し	H 3 R 10
			3	SCHMIDTSDORF Kerstin	GER			
17	Women's Open Weight	Round of 32	5	GORDEEVA Ekaterina	RUS	X	Tsuridashi 吊り出し	H 3 R 10
			7	OTGON Munkhtsetseg	MGL			
18	Women's Open Weight	Round of 32	9	SKIBA Monika	POL	X	Oshidashi 押し出し	H 3 R 10
			11	ROJAS PELEGRINI Fernanda	BRA			

Timing and Results provided by TISSOT




Session Results

SESSION 3 - DOHYO A

Match No	Event	Round	Draw No	Name	NOC Code	Winner	Decision	Officials
19	Women's Open Weight	Round of 32	13	DAVYDKO Olga	RUS	X	Oshitaoshi	H 3 R 10
			15	del GALLEG0 Sonya	USA		押し倒し	
20	Women's Open Weight	Round of 32	17	ALEKSANDROVA Anna	RUS	X	Yorikiri	H 3 R 10
			19	de OLIVIERA VAQUEIRO Daniela	BRA		寄り切り	
21	Women's Open Weight	Round of 32	21	ROZUM Marina	POL	X	Tsuridashi	H 3 R 10
			24	NYAMSUREN Undrakhzaya	MGL		吊り出し	
22	Women's Open Weight	Round of 32	25	OKUTOMI Yuka	JPN		Yorikiri	H 3 R 10
			27	DRBOIAN Mariia	UKR	X	寄り切り	
23	Women's Open Weight	Round of 32	29	SARKANY Vivien	HUN	X	Oshidashi	H 3 R 10
			31	DORNY Julia	GER		押し出し	
24	Women's Open Weight	Round of 32	33	de PAULA MEDEIROS Juliana	BRA		Sakatottari	H 5 R 9
			35	FORGO Fruzsina	HUN	X	逆とったり	
25	Women's Open Weight	Round of 32	37	CEDENO Maria	VEN	X	Tsukitaoshi	H 5 R 9
			40	ALEKSEEVA Ekaterina	RUS		突き倒し	
26	Women's Open Weight	Round of 32	41	BUGGE Rikke Juell	NOR		Oshidashi	H 5 R 9
			43	VITUTEERASAN Viparat	THA	X	押し出し	
27	Women's Open Weight	Round of 32	45	ROBAKOWSKA Olimpia	POL		Oshidashi	H 5 R 9
			48	BEREZOVSKA Ivanna	UKR	X	押し出し	
29	Women's Open Weight	Round of 32	53	MAKAI Erika	HUN	X	Oshidashi	H 5 R 9
			55	BARRIOS Ofelia	VEN		押し出し	
30	Women's Open Weight	Round of 32	57	van WITBECK Janna	USA		Oshidashi	H 5 R 9
			60	MAZUREK Jagoda	POL	X	押し出し	
31	Women's Open Weight	Round of 32	61	GOMES Sarah	BRA	X	Oshidashi	H 5 R 9
			63	OTA Asano	JPN		押し出し	
32	Women's Open Weight	Round of 16	1	POLIAKOVA Anna	RUS	X	Yorikiri	H 4 R 8
			5	GORDEEVA Ekaterina	RUS		寄り切り	
33	Women's Open Weight	Round of 16	9	SKIBA Monika	POL		Oshidashi	H 4 R 8
			13	DAVYDKO Olga	RUS	X	押し出し	
34	Women's Open Weight	Round of 16	17	ALEKSANDROVA Anna	RUS	X	Uchigake	H 4 R 8
			21	ROZUM Marina	POL		内掛け	
35	Women's Open Weight	Round of 16	27	DRBOIAN Mariia	UKR	X	Yorikiri	H 4 R 8
			29	SARKANY Vivien	HUN		寄り切り	
36	Women's Open Weight	Round of 16	35	FORGO Fruzsina	HUN		Oshidashi	H 4 R 8
			37	CEDENO Maria	VEN	X	押し出し	
37	Women's Open Weight	Round of 16	43	VITUTEERASAN Viparat	THA		Tsukiotoshi	H 4 R 8
			48	BEREZOVSKA Ivanna	UKR	X	突き落とし	


Timing and Results provided by TISSOT



Session Results

SESSION 3 - DOHYO A


Match No	Event	Round	Draw No	Name	NOC Code	Winner	Decision	Officials
38	Women's Open Weight	Round of 16	49	BAAST Batchimeg	MGL	X	Yorikiri 寄り切り	H 4 R 8
			53	MAKAI Erika	HUN			
39	Women's Open Weight	Round of 16	60	MAZUREK Jagoda	POL		Kotenage 小手投げ	H 4 R 8
			61	GOMES Sarah	BRA	X		
40	Women's Open Weight	Quarterfinals	1	POLIAKOVA Anna	RUS	X	Yorikiri 寄り切り	H 3 R 11
			13	DAVYDKO Olga	RUS			
41	Women's Open Weight	Quarterfinals	17	ALEKSANDROVA Anna	RUS		Yorikiri 寄り切り	H 3 R 11
			27	DRBOIAN Mariia	UKR	X		
42	Women's Open Weight	Quarterfinals	37	CEDENO Maria	VEN		Yoritaoshi 寄り倒し	H 3 R 11
			48	BEREZOVSKA Ivanna	UKR	X		
43	Women's Open Weight	Quarterfinals	49	BAAST Batchimeg	MGL		Yorikiri 寄り切り	H 3 R 11
			61	GOMES Sarah	BRA	X		
44	Men's Open Weight	Round of 64	7	BAZZANA Daniel	AUS	X	Oshidashi 押し出し	H 2 R 10
			8	FREUND Andrew	USA			
45	Men's Open Weight	Round of 64	11	RIVAS Wlater	VEN		Hikiotoshi 引き落とし	H 2 R 10
			12	HEFFERNAN Kena	USA	X		
46	Men's Open Weight	Round of 64	15	OCHIRKHUU Usukhbayar	MGL	X	Tsuridashi 吊り出し	H 2 R 10
			16	SWORA Patryk	POL			
47	Men's Open Weight	Round of 64	19	MESHVILDISHVILI Giorgi	GEO			H 2 R 10
			20	LAWRENCE Mark	USA	X		
48	Men's Open Weight	Round of 64	23	MIWA Hayato	JPN	X	Tsukidashi 突き出し	H 2 R 10
			24	KOZHUKHOV Mykola	UKR			
49	Men's Open Weight	Round of 64	27	KUDZOEV Eduard	RUS	X	Hikkake 引っ掛け	H 2 R 10
			28	ELSEFY Abdelrahman	EGY			
50	Men's Open Weight	Round of 64	31	KOSAIHIRA Flavio Tooru	BRA	X	Oshidashi 押し出し	H 2 R 10
			32	KINDRED Joel	AUS			
51	Men's Open Weight	Round of 64	39	TIVOLI Eoghn Jorge	AUS	X		H 1 R 9
			40	WIETECH Michael	USA			
52	Men's Open Weight	Round of 64	43	VERESIUK Oleksandr	UKR	X	Yoritaoshi 寄り倒し	H 1 R 9
			44	RUNYAN Colton	USA			
53	Men's Open Weight	Round of 64	47	SHIBAOKA Isao	JPN	X		H 1 R 9
			48	WOJDA Pawel	POL			
54	Men's Open Weight	Round of 64	51	SOKOLOVSKYI Serhii	UKR		Uwatenage 上手投げ	H 1 R 9
			52	KAZIEV Atsamaz	RUS	X		
55	Men's Open Weight	Round of 64	55	NOGUCHI Kiyoyuki	JPN	X		H 1 R 9
			56	ROZUM Aron	POL			



Session Results

SESSION 3 - DOHYO A

Match No	Event	Round	Draw No	Name	NOC Code	Winner	Decision	Officials
56	Men's Open Weight	Round of 64	59	TSERTSVADZE Avtandil	GEO		Okuridashi	H 1 R 9
			60	HIGUCHI Takahiro	BRA	X	送り出し	
57	Men's Open Weight	Round of 64	63	PIERSIAK Jacek	POL	X	Tsukitaoshi	H 1 R 9
			64	TRAILL Thomas	AUS		突き倒し	
58	Men's Open Weight	Round of 32	1	MARGIEV Vasilii	RUS	X		H 5 R 8
			3	BULATOV Kostiantyn	UKR			
59	Men's Open Weight	Round of 32	5	KUROKAWA Soichiro	JPN	X	Yorikiri	H 5 R 8
			7	BAZZANA Daniel	AUS		寄り切り	
60	Men's Open Weight	Round of 32	9	ABOUELROKB Fathy	EGY		Tsukidashi	H 5 R 8
			12	HEFFERNAN Kena	USA	X	突き出し	
61	Men's Open Weight	Round of 32	13	KUROKAWA Kojiro	JPN			H 5 R 8
			15	OCHIRKHUU Usukhbayar	MGL	X		
62	Men's Open Weight	Round of 32	17	ULAMBAYAR Byambajav	MGL			H 5 R 8
			20	LAWRENCE Mark	USA	X		
63	Men's Open Weight	Round of 32	21	BELAL Ramy	EGY			H 5 R 8
			23	MIWA Hayato	JPN	X		
64	Men's Open Weight	Round of 32	25	LUTO Michal	POL		Oshitaoshi	H 5 R 8
			27	KUDZOEV Eduard	RUS	X	押し倒し	
65	Men's Open Weight	Round of 32	29	CHAORUNGMEETEE Jakkrapong	THA		Oshidashi	H 5 R 8
			31	KOSAIHIRA Flavio Tooru	BRA	X	押し出し	
66	Men's Open Weight	Round of 32	33	NG Tsz-Shing Brandon	HKG		Sotogake	H 4 R 11
			35	SILVA MORI Cristiano	BRA	X	外掛け	
67	Men's Open Weight	Round of 32	37	DUGERSUREN Natsagdorj	MGL	X	Yorikiri	H 4 R 11
			39	TIVOLI Eoghn Jorge	AUS		寄り切り	
68	Men's Open Weight	Round of 32	41	ALTYEV Batyr	RUS	X	Uwatenage	H 4 R 11
			43	VERESIUK Oleksandr	UKR		上手投げ	
69	Men's Open Weight	Round of 32	45	HOSSAM Misbah	EGY			H 4 R 11
			47	SHIBAOKA Isao	JPN	X		
70	Men's Open Weight	Round of 32	49	SABO Trent	USA		Tsukidashi	H 4 R 11
			52	KAZIEV Atsamaz	RUS	X	突き出し	
71	Men's Open Weight	Round of 32	53	BAASANDORJ Badral	MGL		Yoritaoshi	H 4 R 11
			55	NOGUCHI Kiyoyuki	JPN	X	寄り倒し	
72	Men's Open Weight	Round of 32	57	HERNANDEZ Oscar	VEN		Yorikiri	H 4 R 11
			60	HIGUCHI Takahiro	BRA	X	寄り切り	
73	Men's Open Weight	Round of 32	61	ABDELLATIF Ibrahim	EGY		Yorikiri	H 4 R 11
			63	PIERSIAK Jacek	POL	X	寄り切り	




Session Results

SESSION 3 - DOHYO A

Match No	Event	Round	Draw No	Name	NOC Code	Winner	Decision	Officials
74	Men's Open Weight	Round of 16	1	MARGIEV Vasilii	RUS	X	Yorikiri 寄り切り	H 3 R 10
			5	KUROKAWA Soichiro	JPN			
75	Men's Open Weight	Round of 16	12	HEFFERNAN Kena	USA		Yorikiri 寄り切り	H 3 R 10
			15	OCHIRKHUU Usukhbayar	MGL	X		
76	Men's Open Weight	Round of 16	20	LAWRENCE Mark	USA		Yorikiri 寄り切り	H 3 R 10
			23	MIWA Hayato	JPN	X		
77	Men's Open Weight	Round of 16	27	KUDZOEV Eduard	RUS	X	Oshidashi 押し出し	H 3 R 10
			31	KOSAIHIRA Flavio Tooru	BRA			
78	Men's Open Weight	Round of 16	35	SILVA MORI Cristiano	BRA		Yorikiri 寄り切り	H 3 R 10
			37	DUGERSUREN Natsagdorj	MGL	X		
79	Men's Open Weight	Round of 16	41	ALTYEV Batyr	RUS	X	Katasukashi 肩透かし	H 3 R 10
			47	SHIBAOKA Isao	JPN			
80	Men's Open Weight	Round of 16	52	KAZIEV Atsamaz	RUS		Yorikiri 寄り切り	H 3 R 10
			55	NOGUCHI Kiyoyuki	JPN	X		
81	Men's Open Weight	Round of 16	60	HIGUCHI Takahiro	BRA		Oshitaoshi 押し倒し	H 3 R 10
			63	PIERSIAK Jacek	POL	X		
82	Men's Open Weight	Quarterfinals	1	MARGIEV Vasilii	RUS	X	Yorikiri 寄り切り	H 2 R 9
			15	OCHIRKHUU Usukhbayar	MGL			
83	Men's Open Weight	Quarterfinals	23	MIWA Hayato	JPN	X	Oshidashi 押し出し	H 2 R 9
			27	KUDZOEV Eduard	RUS			
84	Men's Open Weight	Quarterfinals	37	DUGERSUREN Natsagdorj	MGL		Sotogake 外掛け	H 2 R 9
			41	ALTYEV Batyr	RUS	X		
85	Men's Open Weight	Quarterfinals	55	NOGUCHI Kiyoyuki	JPN	X	Shitatenage 下手投げ	H 2 R 9
			63	PIERSIAK Jacek	POL			
87	Women's Open Weight	Round of 64 Repechage	25	OKUTOMI Yuka	JPN		Uwatenage 上手投げ	H 1 R 6
			28	PEREIRA Euscaris	VEN	X		
88	Women's Open Weight	Round of 64 Repechage	45	ROBAKOWSKA Olimpia	POL		Oshitaoshi 押し倒し	H 1 R 6
			47	UETA Yuka	JPN	X		
90	Women's Open Weight	Round of 32 Repechage	5	GORDEEVA Ekaterina	RUS	X	Sukuinage 掬い投げ	H 1 R 6
			3	SCHMIDTSDORF Kerstin	GER			
91	Women's Open Weight	Round of 32 Repechage	29	SARKANY Vivien	HUN	X	Yorikiri 寄り切り	H 1 R 6
			28	PEREIRA Euscaris	VEN			
92	Women's Open Weight	Round of 32 Repechage	43	VITUTEERASAN Viparat	THA	X	Hatakikomi 叩き込み	H 1 R 6
			47	UETA Yuka	JPN			
93	Women's Open Weight	Round of 32 Repechage	60	MAZUREK Jagoda	POL	X	Uwatenage 上手投げ	H 1 R 6
			63	OTA Asano	JPN			

Timing and Results provided by TISSOT



Session Results


SESSION 3 - DOHYO A

Match No	Event	Round	Draw No	Name	NOC Code	Winner	Decision	Officials
94	Women's Open Weight	Round of 16 Repechage	13	DAVYDKO Olga	RUS	X	Yorikiri 寄り切り	H 5 R 8
			5	GORDEEVA Ekaterina	RUS			
95	Women's Open Weight	Round of 16 Repechage	17	ALEKSANDROVA Anna	RUS	X	Uwatenage 上手投げ	H 5 R 8
			29	SARKANY Vivien	HUN			
96	Women's Open Weight	Round of 16 Repechage	37	CEDENO Maria	VEN	X	Hatakikomi 叩き込み	H 5 R 8
			43	VITUTEERASAN Viparat	THA			
97	Women's Open Weight	Round of 16 Repechage	49	BAAST Batchimeg	MGL	X	Shitatenage 下手投げ	H 5 R 8
			60	MAZUREK Jagoda	POL			
98	Women's Open Weight	Quarterfinals Repechage	13	DAVYDKO Olga	RUS	X	Oshitaoshi 押し倒し	H 5 R 8
			17	ALEKSANDROVA Anna	RUS			
99	Women's Open Weight	Quarterfinals Repechage	37	CEDENO Maria	VEN	X	Tsukiotoshi 突き落とし	H 5 R 8
			49	BAAST Batchimeg	MGL			
105	Men's Open Weight	Round of 32 Repechage	20	LAWRENCE Mark	USA		Yorikiri 寄り切り	H 4 R 11
			24	KOZHUKHOV Mykola	UKR	X		
106	Men's Open Weight	Round of 32 Repechage	47	SHIBAOKA Isao	JPN		Oshidashi 押し出し	H 4 R 11
			43	VERESIUK Oleksandr	UKR	X		
107	Men's Open Weight	Round of 32 Repechage	52	KAZIEV Atsamaz	RUS			H 4 R 11
			53	BAASANDORJ Badral	MGL	X		
108	Men's Open Weight	Round of 16 Repechage	15	OCHIRKHUU Usukhbayar	MGL		Tsuridashi 吊り出し	H 3 R 10
			5	KUROKAWA Soichiro	JPN	X		
109	Men's Open Weight	Round of 16 Repechage	27	KUDZOEV Eduard	RUS		Yorikiri 寄り切り	H 3 R 10
			24	KOZHUKHOV Mykola	UKR	X		
110	Men's Open Weight	Round of 16 Repechage	37	DUGERSUREN Natsagdorj	MGL		Yorikiri 寄り切り	H 3 R 10
			43	VERESIUK Oleksandr	UKR	X		
111	Men's Open Weight	Round of 16 Repechage	63	PIERSIAK Jacek	POL	X	Oshidashi 押し出し	H 3 R 10
			53	BAASANDORJ Badral	MGL			
112	Men's Open Weight	Quarterfinals Repechage	5	KUROKAWA Soichiro	JPN	X	Tsuridashi 吊り出し	H 3 R 10
			24	KOZHUKHOV Mykola	UKR			
113	Men's Open Weight	Quarterfinals Repechage	43	VERESIUK Oleksandr	UKR	X	Uwatenage 上手投げ	H 3 R 10
			63	PIERSIAK Jacek	POL			

Legend:

H Head Judge J Judge No Number R Referee

Timing and Results provided by TISSOT



Session Results

SESSION 4 - DOHYO A

Match No	Event	Round	Draw No	Name	NOC Code	Winner	Decision	Officials
114	Women's Open Weight	Semifinals	1	POLIAKOVA Anna	RUS	X	Uwatedashinage 上手出し投げ	H 2 R 9
			27	DRBOIAN Mariia	UKR			
115	Women's Open Weight	Semifinals	48	BEREZOVSKA Ivanna	UKR	X	Uwatenage 上手投げ	H 2 R 9
			61	GOMES Sarah	BRA			
116	Women's Open Weight	Semifinals Repechage	61	GOMES Sarah	BRA		Oshidashi 押し出し	H 2 R 9
			13	DAVYDKO Olga	RUS	X		
117	Women's Open Weight	Semifinals Repechage	27	DRBOIAN Mariia	UKR		Kotenage 小手投げ	H 2 R 9
			37	CEDENO Maria	VEN	X		
118	Women's Open Weight	Bronze Medal Match	13	DAVYDKO Olga	RUS	X	Oshidashi 押し出し	H 2 R 9
			37	CEDENO Maria	VEN			
119	Women's Open Weight	Gold Medal Match	1	POLIAKOVA Anna	RUS	X	Yoritaoshi 寄り倒し	H 2 R 9
			48	BEREZOVSKA Ivanna	UKR			
120	Men's Open Weight	Semifinals	1	MARGIEV Vasilii	RUS	X	Kotenage 小手投げ	H 1 R 7
			23	MIWA Hayato	JPN			
121	Men's Open Weight	Semifinals	41	ALTYEV Batyr	RUS	X	Uchigake 内掛け	H 1 R 7
			55	NOGUCHI Kiyoyuki	JPN			
122	Men's Open Weight	Semifinals Repechage	55	NOGUCHI Kiyoyuki	JPN		Tsuridashi 吊り出し	H 1 R 7
			5	KUROKAWA Soichiro	JPN	X		
123	Men's Open Weight	Semifinals Repechage	23	MIWA Hayato	JPN	X	Shitatenage 下手投げ	H 1 R 7
			43	VERESIUK Oleksandr	UKR			
124	Men's Open Weight	Bronze Medal Match	5	KUROKAWA Soichiro	JPN		Oshidashi 押し出し	H 1 R 7
			23	MIWA Hayato	JPN	X		
125	Men's Open Weight	Gold Medal Match	1	MARGIEV Vasilii	RUS	X	Kotenage 小手投げ	H 1 R 7
			41	ALTYEV Batyr	RUS			

Legend:

H Head Judge J Judge No Number R Referee

Timing and Results provided by TISSOT



Medallists by Event

As of SUN 23 JUL 2017

After 8 of 8 Events

Event Name	Date	Medal	Name	NOC Code
Men's Open Weight	SUN 23 JUL	GOLD	MARGIEV Vasilii	RUS
		SILVER	ALTYEV Batyr	RUS
		BRONZE	MIWA Hayato	JPN
Women's Open Weight	SUN 23 JUL	GOLD	POLIAKOVA Anna	RUS
		SILVER	BEREZOVSKA Ivanna	UKR
		BRONZE	DAVYDKO Olga	RUS
Men's Heavyweight	SAT 22 JUL	GOLD	MARGIEV Vasilii	RUS
		SILVER	BELAL Ramy	EGY
		BRONZE	KUROKAWA Soichiro	JPN
Women's Heavyweight	SAT 22 JUL	GOLD	POLIAKOVA Anna	RUS
		SILVER	DAVYDKO Olga	RUS
		BRONZE	VITUTEERASAN Viparat	THA
Men's Middleweight	SAT 22 JUL	GOLD	KAZIEV Atsamaz	RUS
		SILVER	HOSSAM Misbah	EGY
		BRONZE	OCHIRKHUU Usukhbayar	MGL
Women's Middleweight	SAT 22 JUL	GOLD	OTGON Munkhtsetseg	MGL
		SILVER	OTA Asano	JPN
		BRONZE	MAKSYMENKO Maryna	UKR
Men's Lightweight	SAT 22 JUL	GOLD	ALTYEV Batyr	RUS
		SILVER	SABO Trent	USA
		BRONZE	WOJDA Pawel	POL
Women's Lightweight	SAT 22 JUL	GOLD	TROSIUK Svitlana	UKR
		SILVER	MONTGOMERY HIGUCHI Luciana	BRA
		BRONZE	MACIOS Magdalena	POL



Medal Standings

As of SUN 23 JUL 2017

After 8 of 8 Events

Rank	NOC	Men				Women				Total				Rank by Total
		G	S	B	Tot	G	S	B	Tot	G	S	B	Tot	
1	RUS - Russian Federation	4	1		5	2	1	1	4	6	2	1	9	1
2	UKR - Ukraine					1	1	1	3	1	1	1	3	=2
3	MGL - Mongolia			1	1	1			1	1		1	2	=4
4	EGY - Egypt		2		2						2		2	=4
5	JPN - Japan			2	2		1		1		1	2	3	=2
6	BRA - Brazil						1		1		1		1	=7
6	USA - United States of America		1		1						1		1	=7
8	POL - Poland			1	1			1	1			2	2	=4
9	THA - Thailand							1	1			1	1	=7
	Total:	4	4	4	12	4	4	4	12	8	8	8	24	

Legend:

= Equal sign indicates that two or more NOCs share the same rank by total **B** Bronze **G** Gold **S** Silver **Tot** Total

Timing and Results provided by  **TISSOT**

RESULTS BOOK



Sumo Men's Lightweight



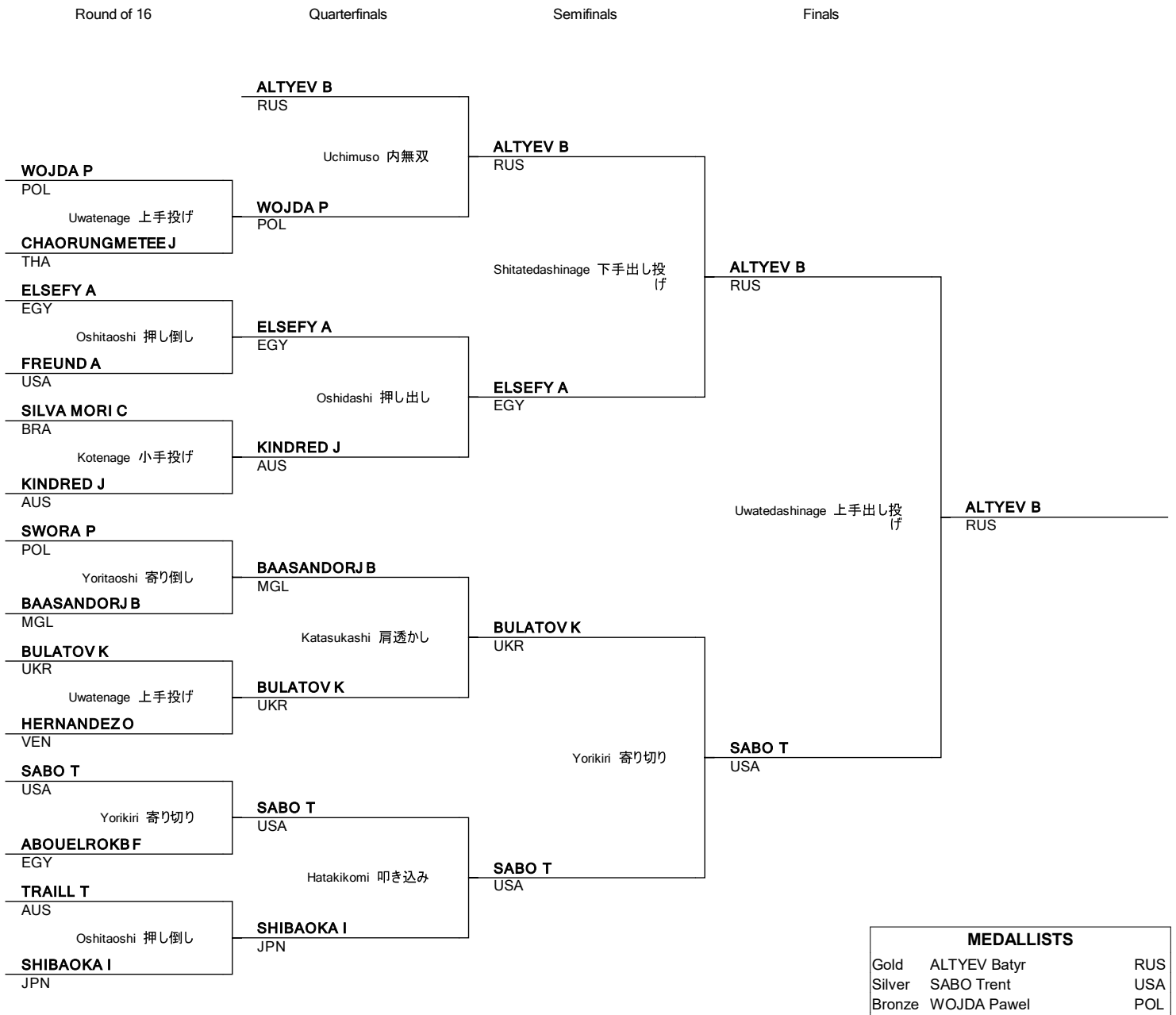
THE WORLD GAMES
WROCLAW 2017

T+TISSOT



Brackets

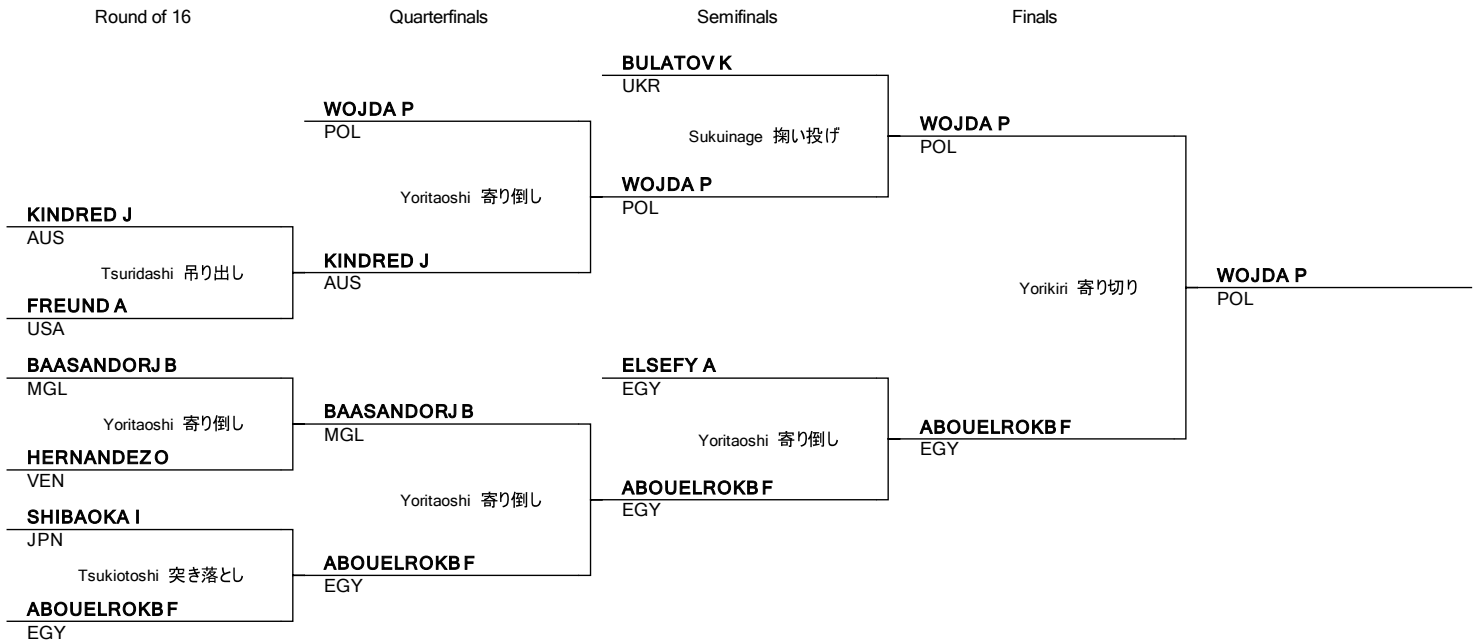
As of SAT 22 JUL 2017





Brackets

As of SAT 22 JUL 2017
Repechage





Medallists

As of SAT 22 JUL 2017

Medal	Name	NOC
GOLD	ALTYEV Batyr	RUS - Russian Federation
SILVER	SABO Trent	USA - United States of America
BRONZE	WOJDA Pawel	POL - Poland

RESULTS BOOK



Sumo Men's Middleweight



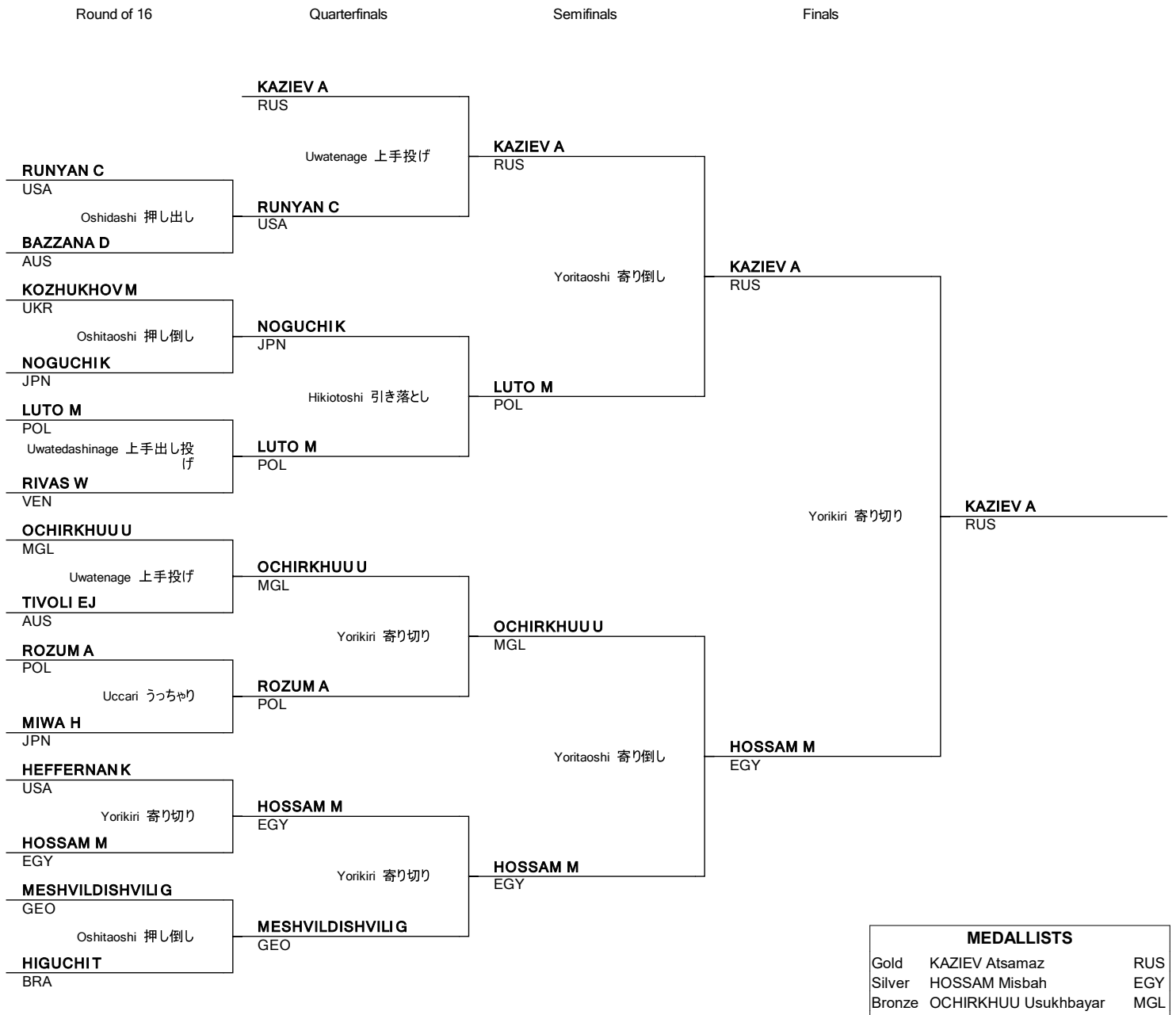
THE WORLD GAMES
WROCLAW 2017

T+TISSOT



Brackets

As of SAT 22 JUL 2017

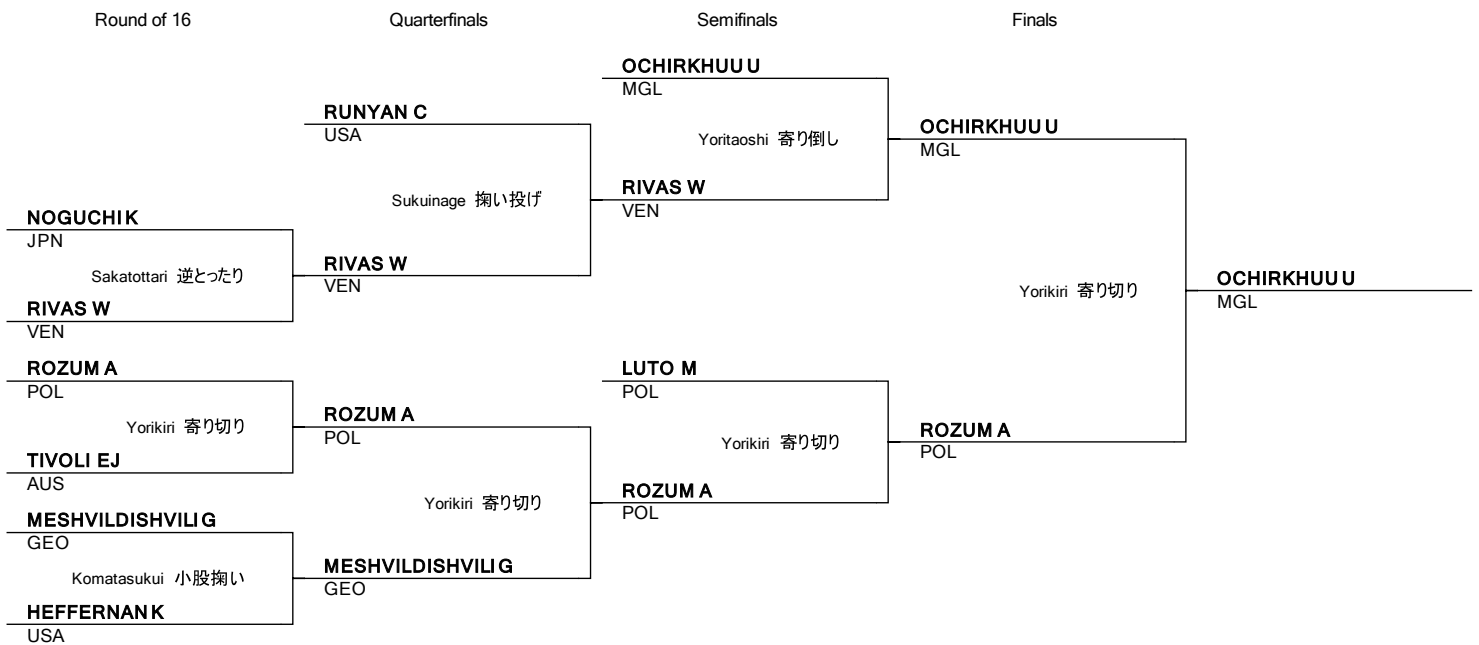


MEDALLISTS		
Gold	KAZIEV Atsamaz	RUS
Silver	HOSSAM Misbah	EGY
Bronze	OCHIRKHUU Usukhbayar	MGL



Brackets

As of SAT 22 JUL 2017
Repechage





Medallists

As of SAT 22 JUL 2017

Medal	Name	NOC
GOLD	KAZIEV Atsamaz	RUS - Russian Federation
SILVER	HOSSAM Misbah	EGY - Egypt
BRONZE	OCHIRKHUU Usukhbayar	MGL - Mongolia

RESULTS BOOK



Sumo Men's Heavyweight



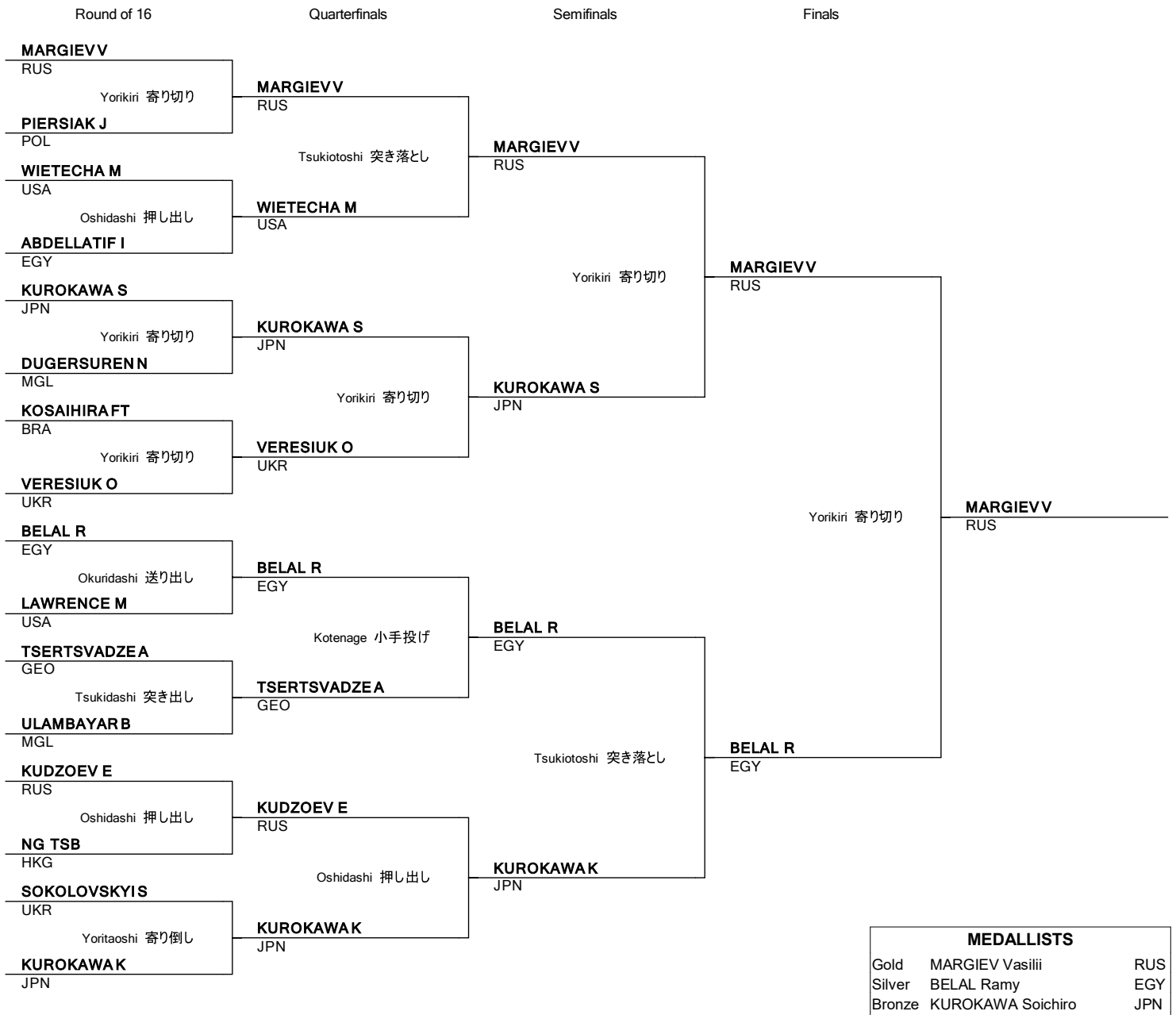
THE WORLD GAMES
WROCLAW 2017

T+TISSOT



Brackets

As of SAT 22 JUL 2017

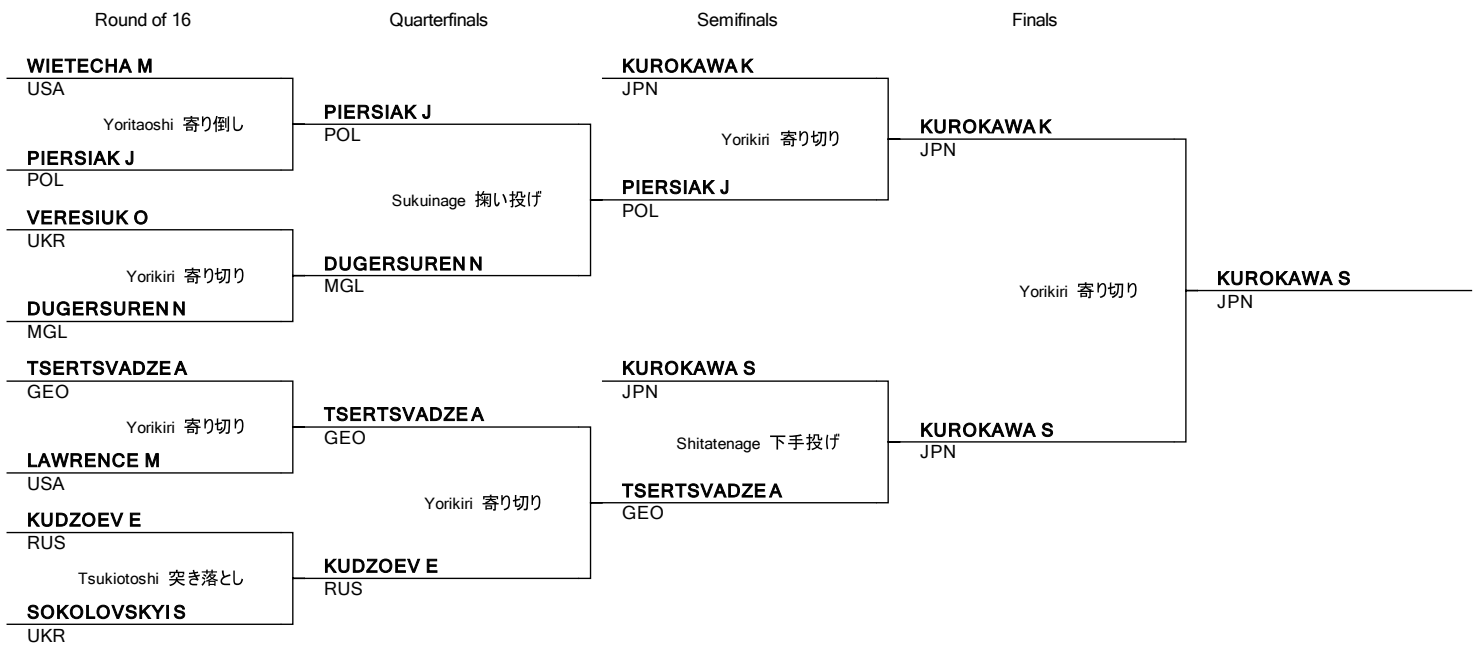




Brackets

As of SAT 22 JUL 2017

Repechage






Medallists

As of SAT 22 JUL 2017

Medal	Name	NOC
GOLD	MARGIEV Vasili	RUS - Russian Federation
SILVER	BELAL Ramy	EGY - Egypt
BRONZE	KUROKAWA Soichiro	JPN - Japan

RESULTS BOOK



Sumo Men's Open Weight



THE WORLD GAMES
WROCLAW 2017

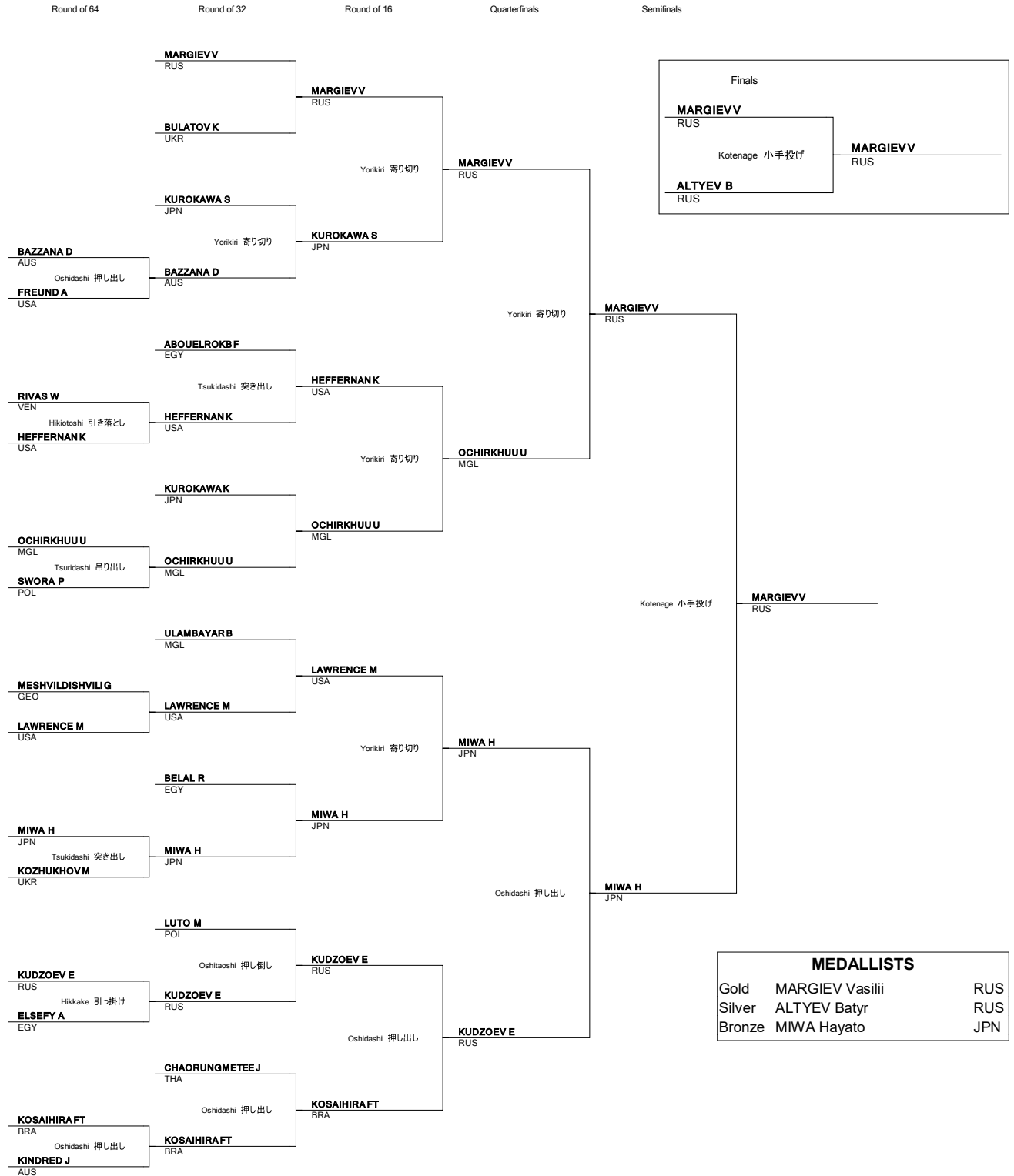
T+ TISSOT



Brackets

As of SUN 23 JUL 2017

Winner Bracket

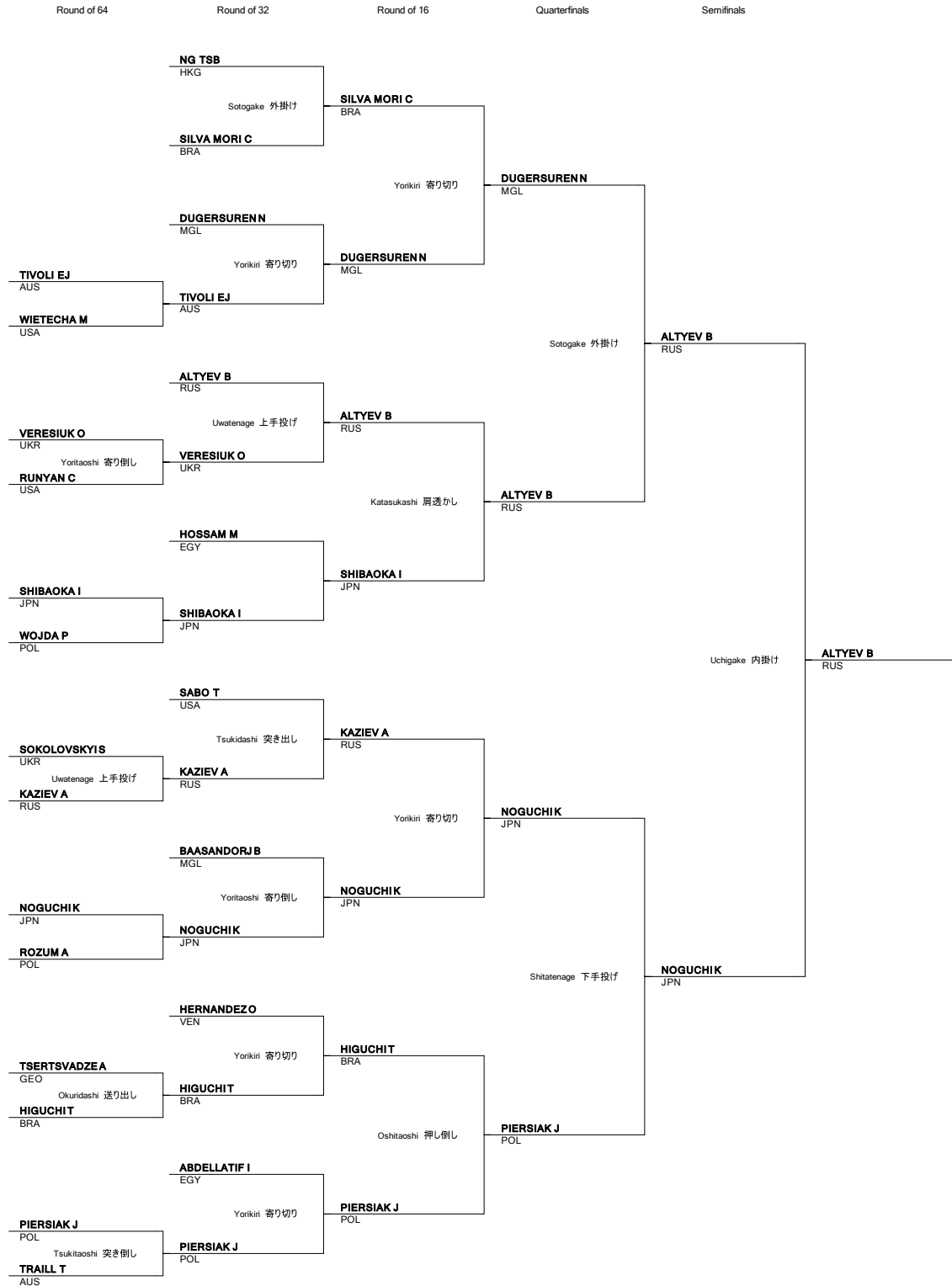




Brackets

As of SUN 23 JUL 2017

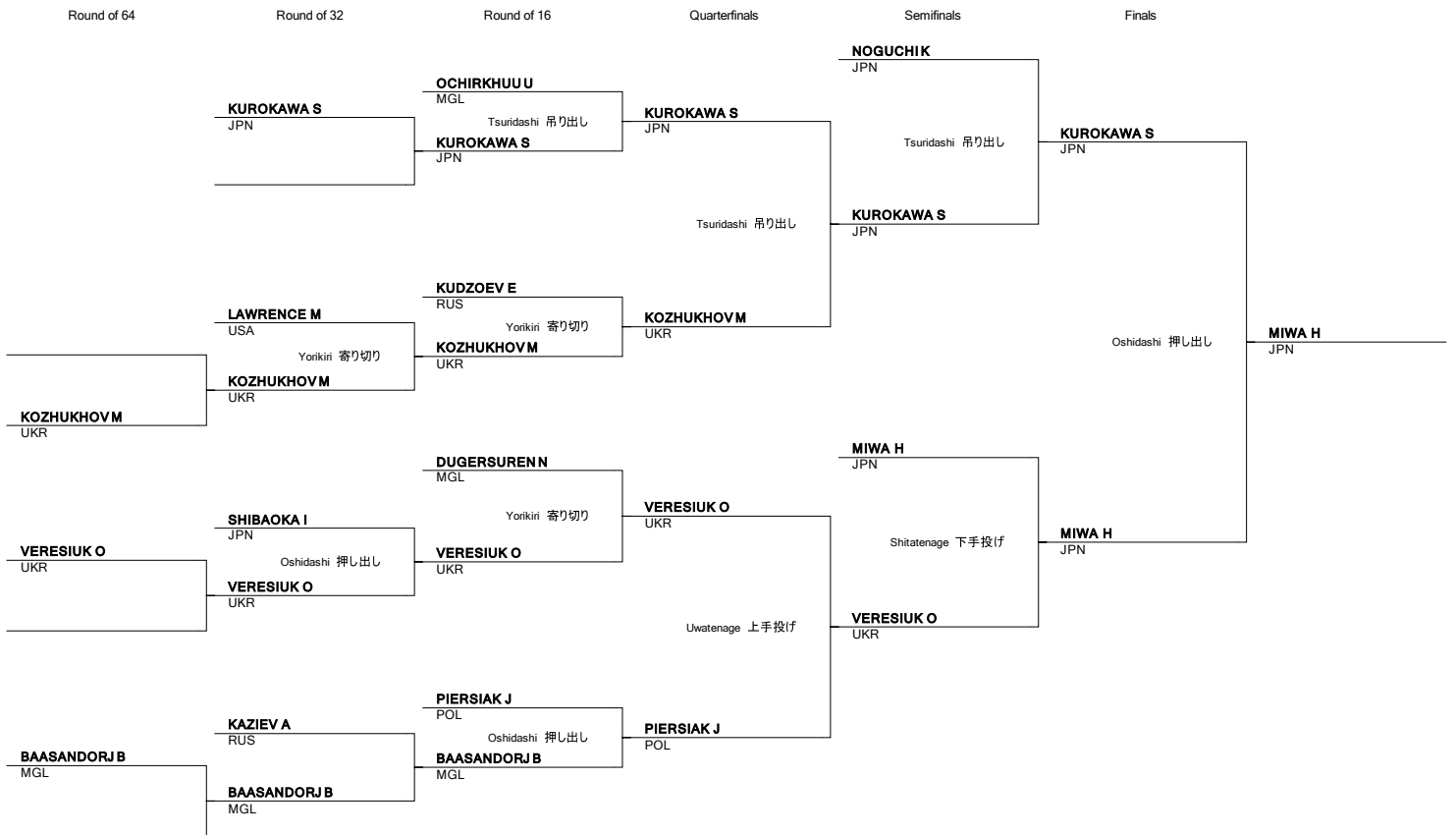
Winner Bracket





Brackets

As of SUN 23 JUL 2017
Repechage





Medallists

As of SUN 23 JUL 2017

Medal	Name	NOC
GOLD	MARGIEV Vasilii	RUS - Russian Federation
SILVER	ALTYEV Batyr	RUS - Russian Federation
BRONZE	MIWA Hayato	JPN - Japan

RESULTS BOOK



Sumo Women's Lightweight



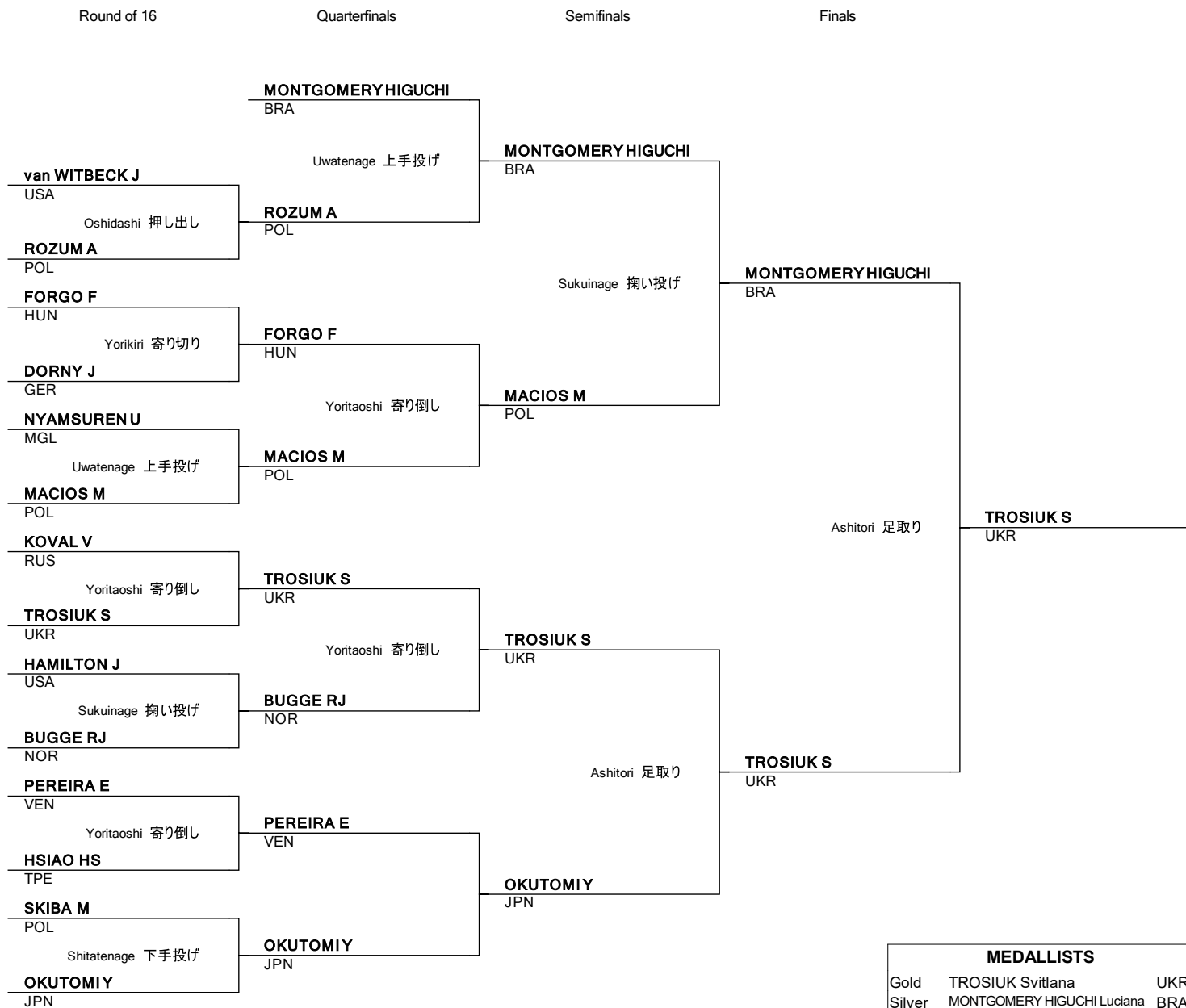
THE WORLD GAMES
WROCLAW 2017

T+TISSOT



Brackets

As of SAT 22 JUL 2017



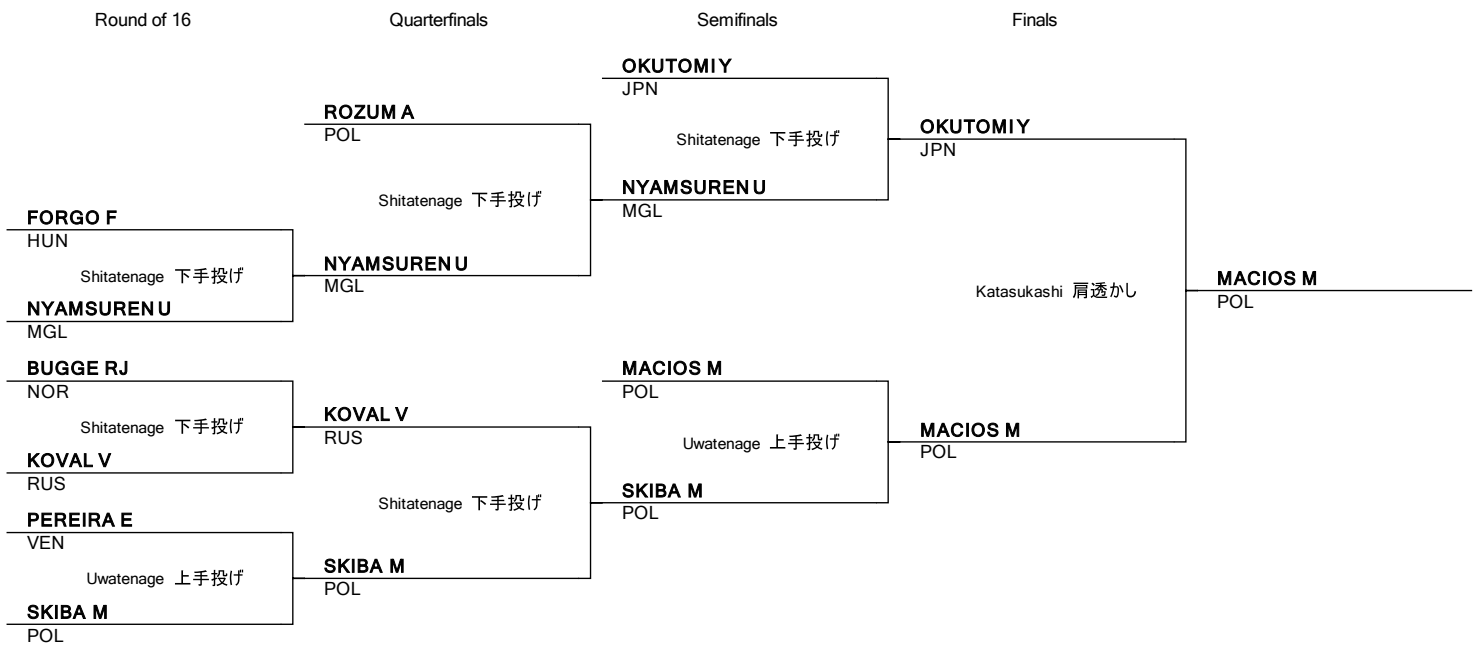
MEDALLISTS

Gold	TROSIUK Svitlana	UKR
Silver	MONTGOMERY HIGUCHI Luciana	BRA
Bronze	MACIOS Magdalena	POL



Brackets

As of SAT 22 JUL 2017
Repechage






Medallists

As of SAT 22 JUL 2017

Medal	Name	NOC
GOLD	TROSIUK Svitlana	UKR - Ukraine
SILVER	MONTGOMERY HIGUCHI Luciana	BRA - Brazil
BRONZE	MACIOS Magdalena	POL - Poland

RESULTS BOOK



Sumo Women's Middleweight



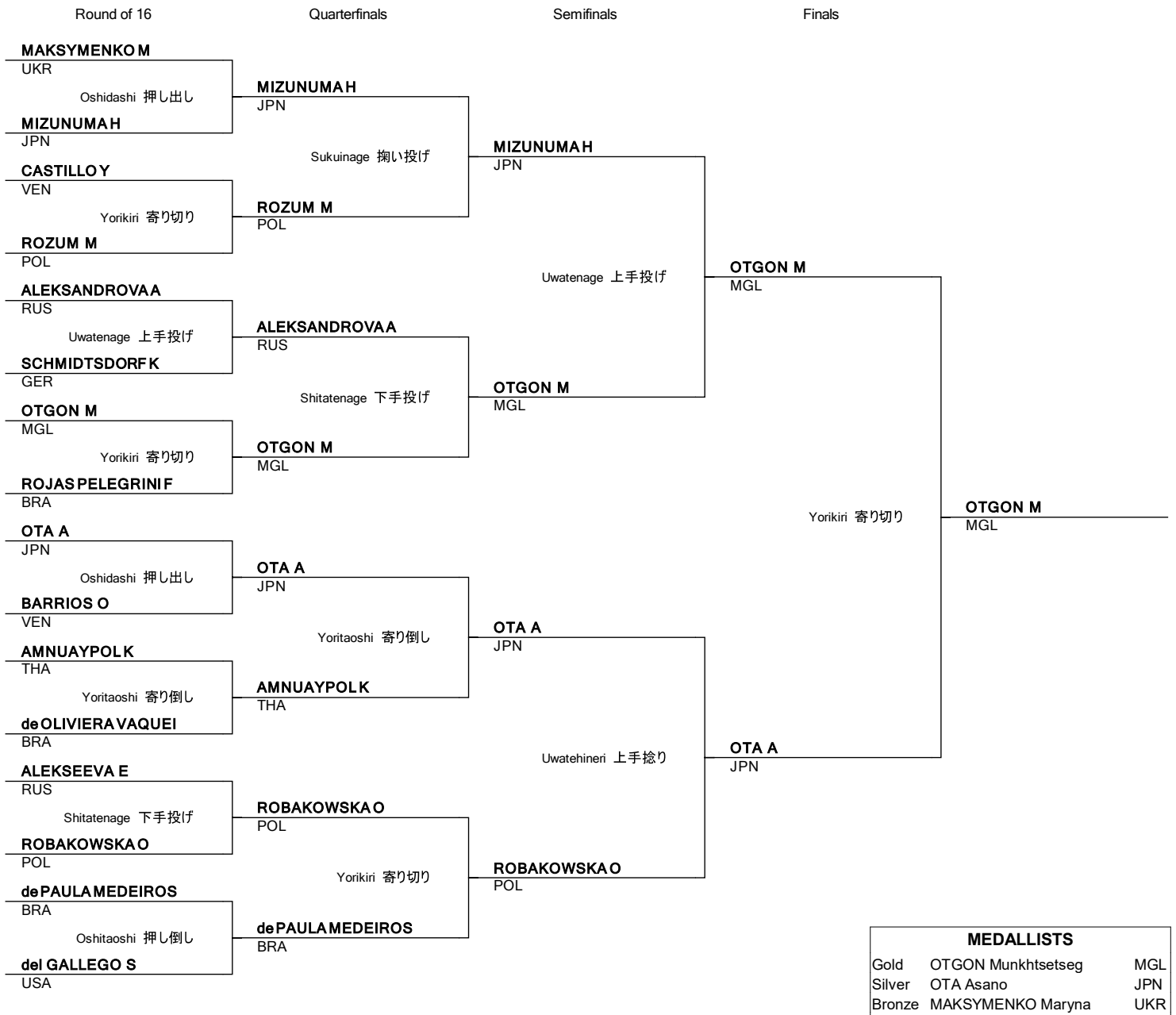
THE WORLD GAMES
WROCLAW 2017


T+TISSOT



Brackets

As of SAT 22 JUL 2017

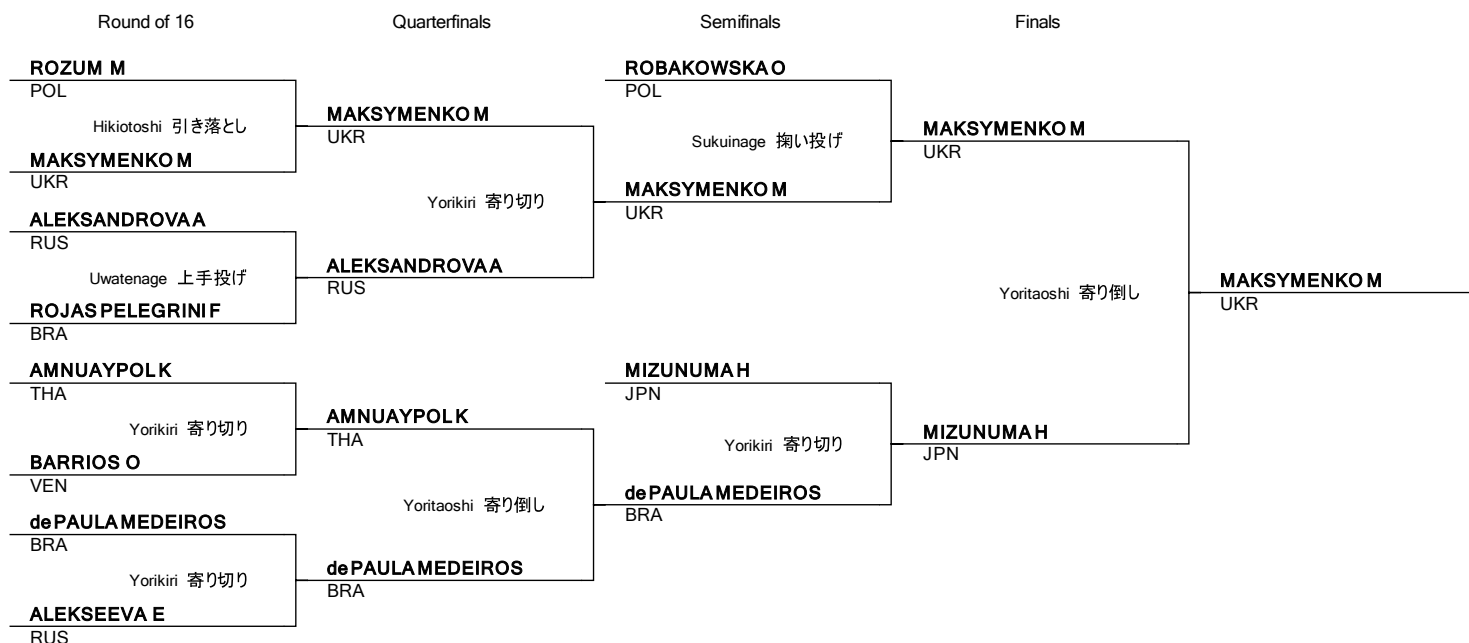




Brackets

As of SAT 22 JUL 2017

Repechage





Medallists

As of SAT 22 JUL 2017

Medal	Name	NOC
GOLD	OTGON Munkhtsetseg	MGL - Mongolia
SILVER	OTA Asano	JPN - Japan
BRONZE	MAKSYMENKO Maryna	UKR - Ukraine

RESULTS BOOK



Sumo Women's Heavyweight



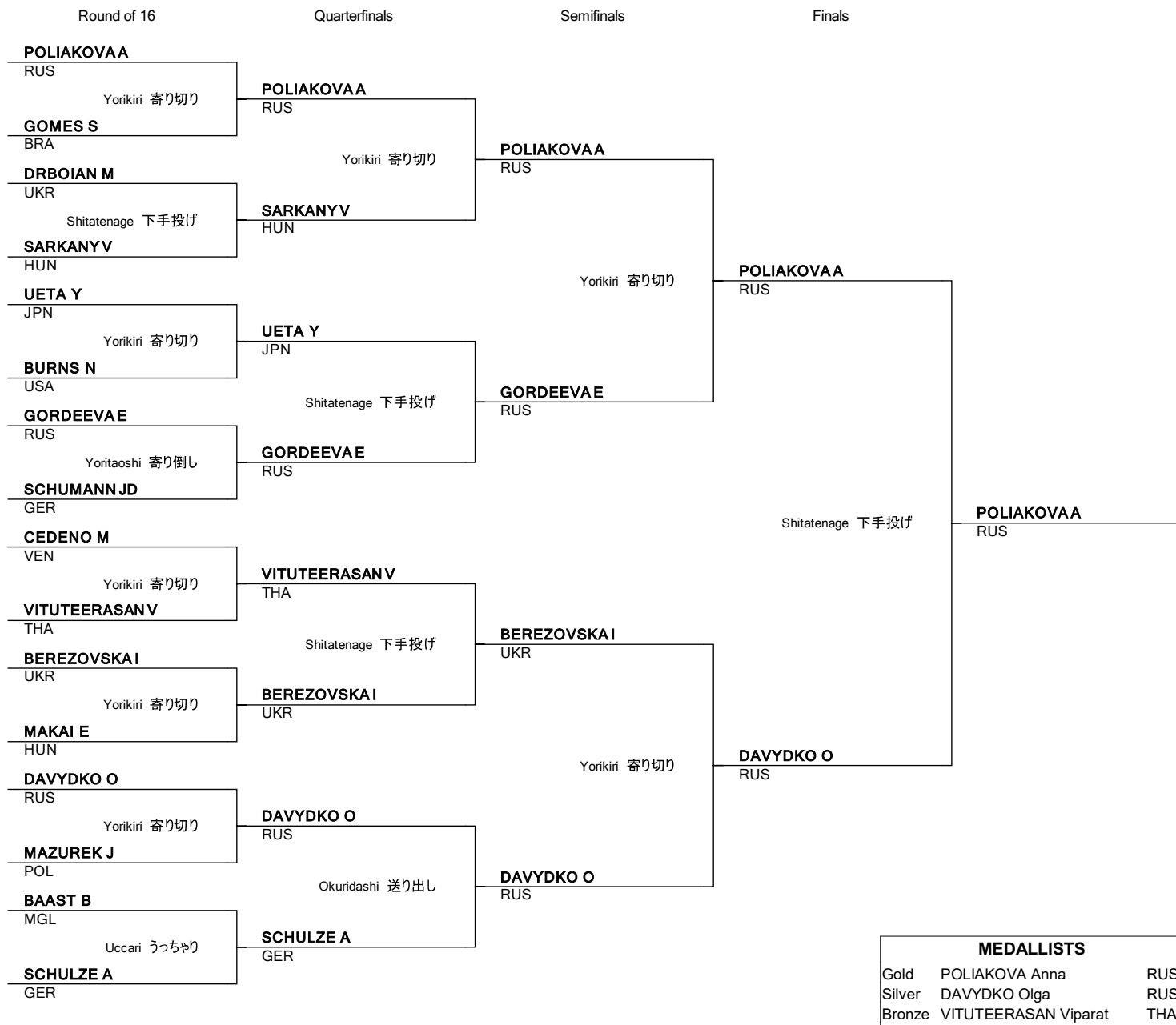
THE WORLD GAMES
WROCLAW 2017

T+TISSOT



Brackets

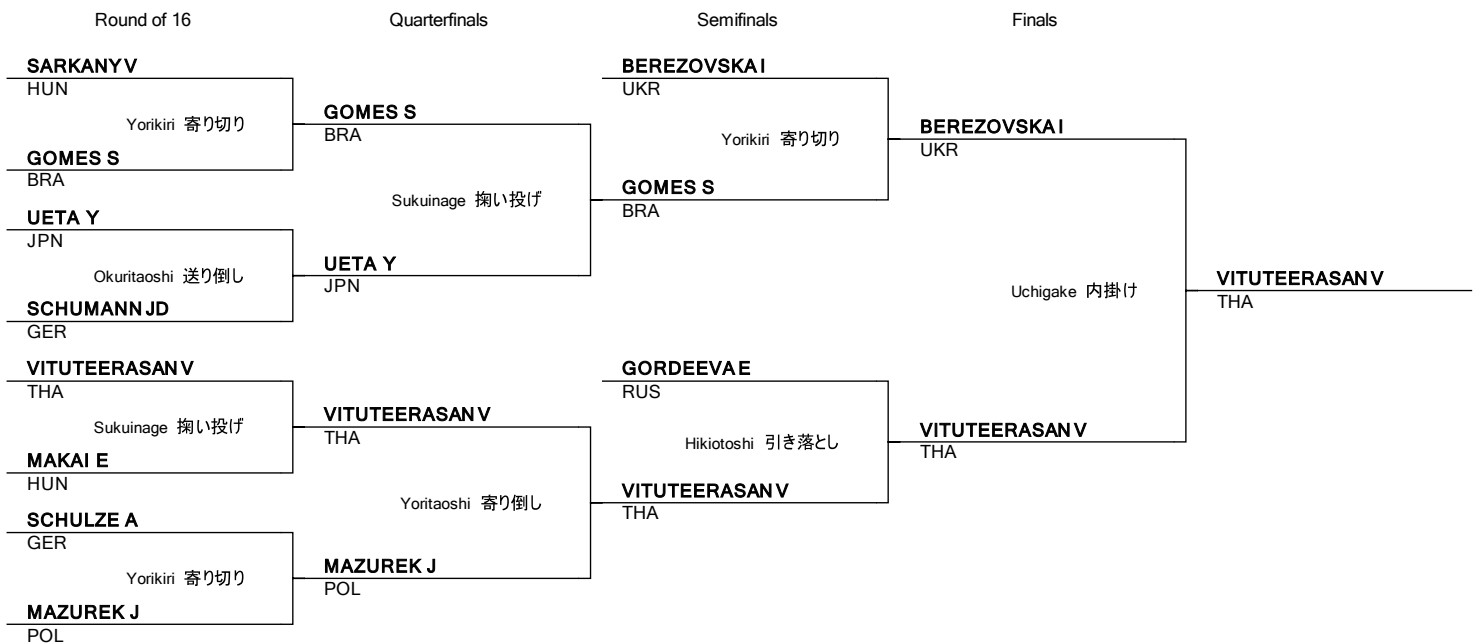
As of SAT 22 JUL 2017





Brackets

As of SAT 22 JUL 2017
Repechage





Medallists

As of SAT 22 JUL 2017

Medal	Name	NOC
GOLD	POLIAKOVA Anna	RUS - Russian Federation
SILVER	DAVYDKO Olga	RUS - Russian Federation
BRONZE	VITUTEERASAN Viparat	THA - Thailand

RESULTS BOOK



Sumo Women's Open Weight



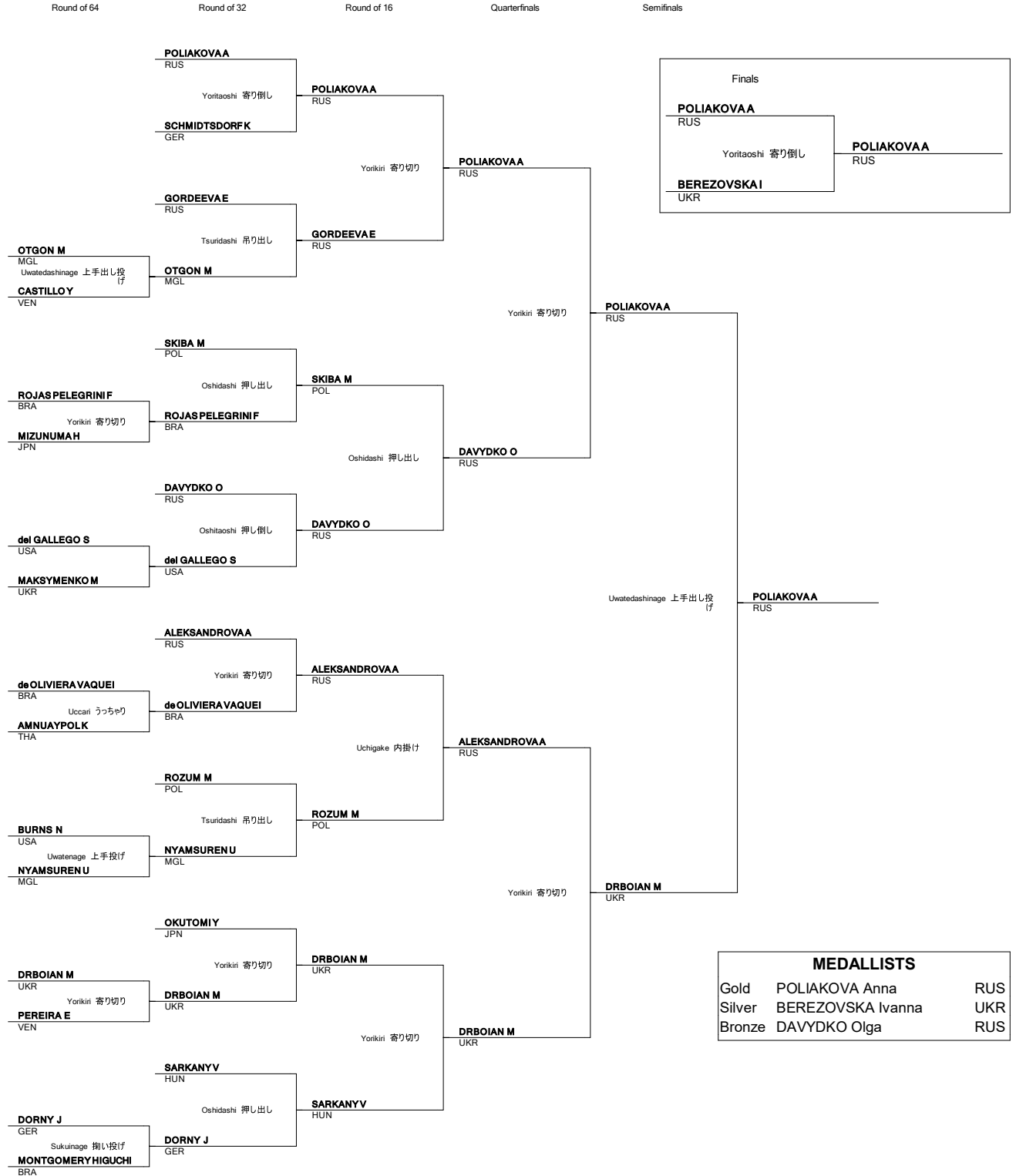
THE WORLD GAMES
WROCLAW 2017

T+TISSOT



Brackets

As of SUN 23 JUL 2017
Winner Bracket

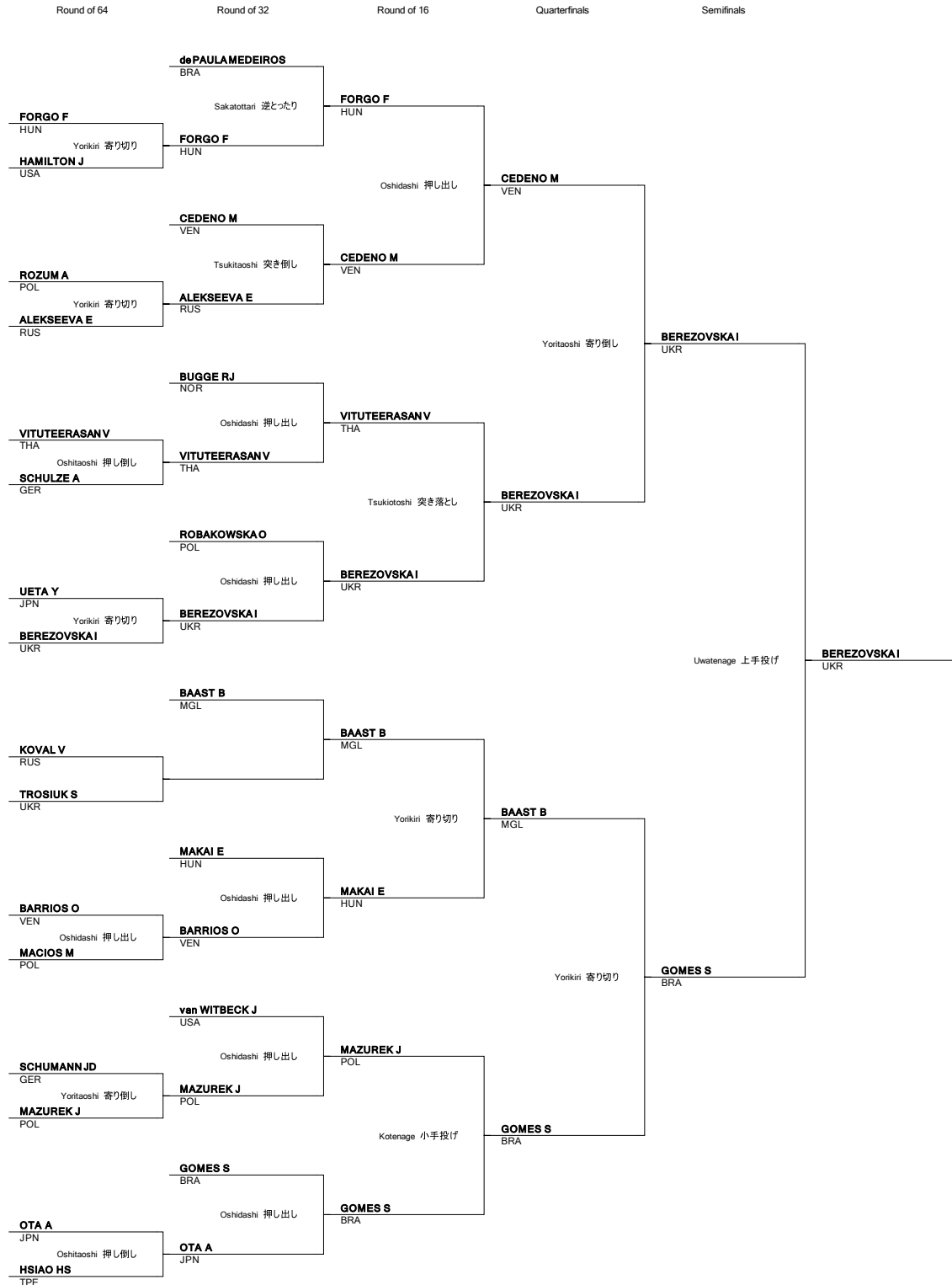




Brackets

As of SUN 23 JUL 2017

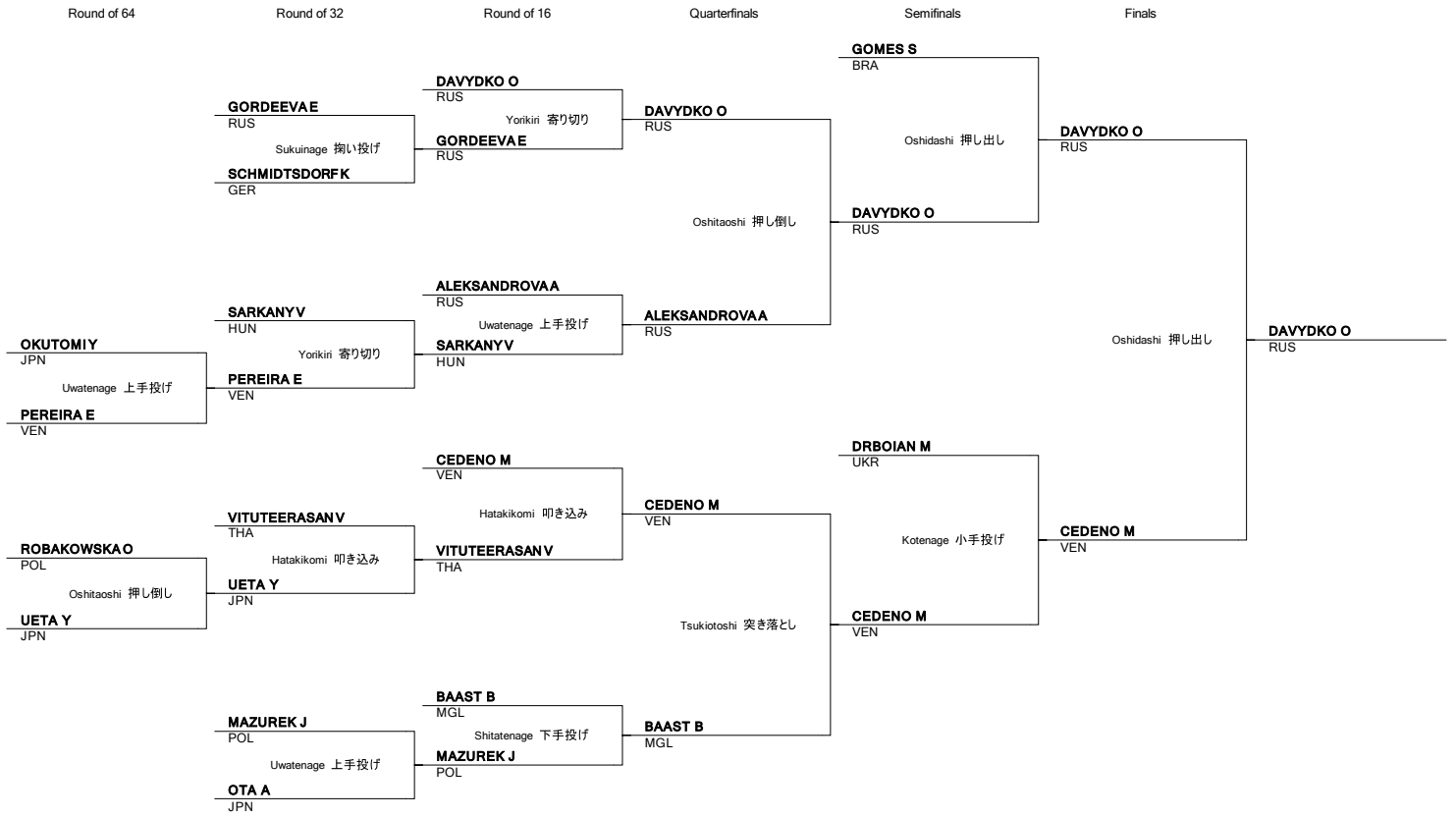
Winner Bracket





Brackets

As of SUN 23 JUL 2017
Repechage





Medallists

As of SUN 23 JUL 2017

Medal	Name	NOC
GOLD	POLIAKOVA Anna	RUS - Russian Federation
SILVER	BEREZOVSKA Ivanna	UKR - Ukraine
BRONZE	DAVYDKO Olga	RUS - Russian Federation

RESULTS BOOK



Trampoline Gymnastics



THE WORLD GAMES
WROCLAW 2017

T+TISSOT

RESULTS BOOK

TABLE OF CONTENT

36	Trampoline Gymnastics	2099
36.1	Table of Contents	2100
36.2	Medallists by Event	2103
36.3	Medal Standings	2104
36.4	Men's Tumbling	2105
36.4.1	Medallists	2106
36.4.2	Final	2107
36.4.2.1	Results	2107
36.4.3	Qualification	2108
36.4.3.1	Results	2108
36.5	Men's Synchronized Trampoline	2109
36.5.1	Medallists	2110
36.5.2	Final	2111
36.5.2.1	Results	2111
36.5.3	Qualification	2112
36.5.3.1	Results	2112
36.6	Men's Double Mini-Trampoline	2113
36.6.1	Medallists	2114
36.6.2	Final	2115
36.6.2.1	Results	2115
36.6.3	Qualification	2116
36.6.3.1	Results	2116
36.7	Women's Tumbling	2117
36.7.1	Medallists	2118
36.7.2	Final	2119
36.7.2.1	Results	2119
36.7.3	Qualification	2120
36.7.3.1	Results	2120





36.8	Women's Synchronized Trampoline	2121
36.8.1	Medallists	2122
36.8.2	Final	2123
36.8.2.1	Results	2123
36.8.3	Qualification	2124
36.8.3.1	Results	2124
36.9	Women's Double Mini-Trampoline	2125
36.9.1	Medallists	2126
36.9.2	Final	2127
36.9.2.1	Results	2127
36.9.3	Qualification	2128
36.9.3.1	Results	2128






Medallists by Event

As of 26 JUL 2017 at 21:44

Event	Date	Medal	Name	NOC Code
Men's Synchronized Trampoline Final	MON 24 JUL	GOLD	TU Xiao DONG Dong	CHN
		SILVER	PROSTOROV Mykola BYEDYEVKIN Dmytro	UKR
		BRONZE	NAKAZONO Takato ISHIKAWA Yamato	JPN
Men's Double Mini Individual Final	TUE 25 JUL	GOLD	ZALOMIN Mikhail	RUS
		SILVER	RENKERT Alexander	USA
		BRONZE	CARVALHO COSTA Diogo	POR
Women's Tumbling Individual Final	TUE 25 JUL	GOLD	JIA Fangfang	CHN
		SILVER	KOROBEGINIKOVA Anna	RUS
		BRONZE	COLEBECK Lucie	GBR
Women's Double Mini Individual Final	WED 26 JUL	GOLD	HOWARD Paige	USA
		SILVER	O'BRIEN Tamara	CAN
		BRONZE	SJOEBERG Lina	SWE
Men's Tumbling Individual Final	WED 26 JUL	GOLD	ZHANG Luo	CHN
		SILVER	NACEY Austin	USA
		BRONZE	SHLYAKIN Maxim	RUS
Women's Synchronized Trampoline Final	WED 26 JUL	GOLD	MOSKVINA Nataliia MALKOVA Svitlana	UKR
		SILVER	MAKSHTAROVA Sviatlana ZEMLIANAIA Veronika	AZE
		BRONZE	FOKKE Tara BLEKKINK Carlijn	NED




Medals Standing

As of 26 JUL 2017 at 21:44

Rank	NOC	Men				Women				Total				Rank by Total
		G	S	B	Tot.	G	S	B	Tot.	G	S	B	Tot.	
1	CHN - People's Republic of China	2			2	1			1	3			3	=1
2	USA - United States of America		2		2	1			1	1	2		3	=1
3	RUS - Russian Federation	1		1	2		1		1	1	1	1	3	=1
4	UKR - Ukraine		1		1	1			1	1	1		2	4
5	CAN - Canada						1		1		1		1	=5
5	AZE - Azerbaijan						1		1		1		1	=5
7	POR - Portugal			1	1							1	1	=5
7	SWE - Sweden							1	1			1	1	=5
7	JPN - Japan			1	1							1	1	=5
7	NED - Netherlands							1	1			1	1	=5
7	GBR - Great Britain							1	1			1	1	=5
Total		3	3	3	9	3	3	3	9	6	6	6	18	

Legend:

= Equal sign indicates that two or more NOCs share the same rank by total **B** Bronze **G** Gold **S** Silver **Tot** Total

Timing and Results provided by 

RESULTS BOOK



Trampoline Gymnastics Men's Tumbling



THE WORLD GAMES
WROCLAW 2017

T+TISSOT



Medallists

Medal	Name	NOC
GOLD	ZHANG Luo	CHN - People's Republic of China
SILVER	NACEY Austin	USA - United States of America
BRONZE	SHLYAKIN Maxim	RUS - Russian Federation



Results

Rank	Name	NOC Code	Routine	D Score	E Score	Pen.	Routine Total	Routine Rank	Total
1	ZHANG Luo	CHN	1st	11.100	26.200	-0.000	37.300	(1)	75.100
			2nd	11.100	26.700	-0.000	37.800	=(1)	
2	NACEY Austin	USA	1st	9.400	27.300	-0.000	36.700	(3)	73.300
			2nd	9.000	27.600	-0.000	36.600	(3)	
3	SHLYAKIN Maxim	RUS	1st	10.100	27.000	-0.300	36.800	(2)	72.700
			2nd	11.400	24.800	-0.300	35.900	(4)	
4	SCHWAIGER Jonathon	CAN	1st	10.300	26.200	-0.000	36.500	(4)	72.200
			2nd	9.500	26.200	-0.000	35.700	(5)	
5	MALKIN Mikhail	AZE	1st	6.800	25.000	-0.000	31.800	(5)	67.200
			2nd	9.300	26.400	-0.300	35.400	(6)	
6	WESCH Anders	DEN	1st	4.500	24.700	-0.000	29.200	(7)	67.000
			2nd	10.800	27.000	-0.000	37.800	=(1)	
7	BROWNE Elliott	GBR	1st	6.300	24.900	-0.000	31.200	(6)	61.000
			2nd	4.500	25.300	-0.000	29.800	(7)	
8	PODOSTROIETS Stanislav	UKR	1st	3.300	24.800	-0.000	28.100	(8)	54.600
			2nd	3.700	22.800	-0.000	26.500	(8)	

Legend:

= Equal sign indicates that two or more gymnasts share the same rank by routine-total

D Difficulty

1st 1st Routine

2nd 2nd Routine

E Execution

Pen. Penalty

Timing and Results provided by TISSOT



Results

Rank	Name	NOC Code	Routine	D Score	E Score	Pen.	Routine Total	Routine Rank	Total
1	SHLYAKIN Maxim	RUS	1st	10.100	28.100	-0.000	38.200	(1)	75.700 Q
			2nd	10.100	27.400	-0.000	37.500	=(1)	
2	MALKIN Mikhail	AZE	1st	10.100	26.900	-0.000	37.000	(2)	74.500 Q
			2nd	9.300	28.200	-0.000	37.500	=(1)	
3	WESCH Anders	DEN	1st	7.700	28.000	-0.000	35.700	(4)	72.800 Q
			2nd	9.300	27.800	-0.000	37.100	(3)	
4	BROWNE Elliott	GBR	1st	7.700	27.400	-0.000	35.100	(6)	72.100 Q
			2nd	9.900	27.100	-0.000	37.000	(4)	
5	ZHANG Luo	CHN	1st	7.700	27.900	-0.000	35.600	(5)	72.000 Q
			2nd	9.900	26.500	-0.000	36.400	(5)	
6	NACEY Austin	USA	1st	10.000	26.600	-0.300	36.300	(3)	71.300 Q
			2nd	7.700	27.300	-0.000	35.000	(6)	
7	SCHWAIGER Jonathon	CAN	1st	8.000	26.500	-0.000	34.500	(7)	68.900 Q
			2nd	9.500	24.900	-0.000	34.400	(7)	
8	PODOSTROIETS Stanislav	UKR	1st	7.800	26.100	-0.000	33.900	(8)	66.100 Q
			2nd	7.300	25.200	-0.300	32.200	(9)	
9	ROMAKHOV Alexandr	KAZ	1st	7.800	25.100	-0.300	32.600	(9)	65.300 R1
			2nd	7.400	25.600	-0.300	32.700	(8)	
10	SARAIVA Joao	POR	1st	5.800	26.400	-0.000	32.200	(10)	61.500 R2
			2nd	6.100	23.800	-0.600	29.300	(10)	

Legend:

= Equal sign indicates that two or more gymnasts share the same rank by routine-total

D Difficulty

1st 1st Routine

2nd 2nd Routine

E Execution

Pen. Penalty

Timing and Results provided by TISSOT

RESULTS BOOK



Trampoline Gymnastics Men's Synchronized Trampoline



THE WORLD GAMES
WROCLAW 2017

T+TISSOT



Medallists

Medal	NOC	Name
GOLD	CHN - People's Republic of China	TU Xiao DONG Dong
SILVER	UKR - Ukraine	PROSTOROV Mykola BYEDYEVKIN Dmytro
BRONZE	JPN - Japan	NAKAZONO Takato ISHIKAWA Yamato



Results

Rank	Name	NOC Code	D Score	E Score	S Score	H Score	Pen.	Total
1	People's Republic of China TU Xiao DONG Dong	CHN	17.100	8.000	17.200	9.350	-0.400	51.250
2	Ukraine PROSTOROV Mykola BYEDYEVKIN Dmytro	UKR	15.600	7.550	18.800	9.250		51.200
3	Japan NAKAZONO Takato ISHIKAWA Yamato	JPN	15.600	7.700	17.800	9.450		50.550
4	France FAROUX Josuah BOUATTOU Alan	FRA	15.800	7.900	17.200	9.350		50.250
5	United States of America GLUCKSTEIN Jeffrey SHOSTAK Aliaksei	USA	15.400	7.550	17.200	9.000		49.150
6	Denmark KJAER Benjamin CHEUNG Lucas Andrea	DEN	13.600	7.000	18.000	9.050		47.650
7	Russian Federation USHAKOV Dmitrii YUDIN Andrey	RUS	5.500	2.550	5.600	2.700		16.350
8	Portugal GANCHINHO Diogo ABREU Diogo	POR	2.000	0.750	1.400	0.800		4.950

Legend:

D Difficulty E Execution Pen. Penalty S Synchronization H Horizontal Displacement

Timing and Results provided by TISSOT



Results

Rank	Name	NOC Code	Routine	D Score	E Score	S Score	H Score	Pen.	Routine Total	Routine Rank	Total
1	Russian Federation USHAKOV Dmitrii YUDIN Andrey	RUS	1st	5.400	8.700	18.000	9.500		41.600	(5)	93.550 Q
			2nd	16.000	8.250	18.400	9.300	51.950	(1)		
2	Japan NAKAZONO Takato ISHIKAWA Yamato	JPN	1st	5.400	8.650	19.000	9.400		42.450	(3)	93.250 Q
			2nd	15.600	7.750	18.200	9.250	50.800	(2)		
3	Portugal GANCHINHO Diogo ABREU Diogo	POR	1st	6.000	9.050	19.400	9.450		43.900	(1)	91.350 Q
			2nd	10.700	8.350	19.000	9.400	47.450	(5)		
4	France FAROUX Josuah BOUATTOU Alan	FRA	1st	3.900	8.950	18.800	9.550		41.200	(6)	90.800 Q
			2nd	15.800	7.450	16.800	9.550	49.600	(4)		
5	Ukraine PROSTOROV Mykola BYEDYEVKIN Dmytro	UKR	1st	3.800	7.800	16.600	8.250		36.450	(9)	86.450 Q
			2nd	15.600	7.700	17.800	8.900	50.000	(3)		
6	People's Republic of China TU Xiao DONG Dong	CHN	1st	5.400	9.450	18.800	9.850		43.500	(2)	79.100 Q
			2nd	11.000	5.950	12.200	6.450	35.600	(6)		
7	Denmark KJAER Benjamin CHEUNG Lucas Andrea	DEN	1st	4.600	7.500	16.400	9.250		37.750	(8)	58.100 Q
			2nd	6.300	2.750	7.600	3.700	20.350	(7)		
8	United States of America GLUCKSTEIN Jeffrey SHOSTAK Aliaksei	USA	1st	4.100	9.000	18.200	9.350		40.650	(7)	57.000 Q
			2nd	5.500	2.300	5.800	2.750	16.350	(8)		
9	Australia SWADLING Ty SWADLING Shaun	AUS	1st	5.400	8.450	18.800	9.500		42.150	(4)	52.350 R1
			2nd	3.400	1.650	3.400	1.750	10.200	(10)		
10	Poland TOMASZEWSKI Lukasz HES Bartlomiej	POL	1st	3.500	7.750	16.400	8.700		36.350	(10)	46.800 R2
			2nd	3.400	1.550	3.800	1.700	10.450	(9)		

Legend:

1st 1st Routine 2nd 2nd Routine D Difficulty E Execution Pen. Penalty S Synchronization
H Horizontal Displacement

Timing and Results provided by TISSOT

RESULTS BOOK



Trampoline Gymnastics Men's Double Mini-Trampoline



THE WORLD GAMES
WROCLAW 2017

T+TISSOT



Medallists

Medal	Name	NOC
GOLD	ZALOMIN Mikhail	RUS - Russian Federation
SILVER	RENKERT Alexander	USA - United States of America
BRONZE	CARVALHO COSTA Diogo	POR - Portugal



Results

Rank	Name	NOC Code	Routine	D Score	E Score	Pen.	Routine Total	Routine Rank	Total
1	ZALOMIN Mikhail	RUS	1st	10.800	27.600	-0.900	37.500	(1)	76.600
			2nd	11.600	28.700	-1.200	39.100	(1)	
2	RENKERT Alexander	USA	1st	9.600	27.800	-0.900	36.500	(4)	73.700
			2nd	9.200	28.000	-0.000	37.200	=(2)	
3	CARVALHO COSTA Diogo	POR	1st	11.100	27.400	-1.200	37.300	(2)	73.100
			2nd	10.000	27.300	-1.500	35.800	(6)	
4	SCHWAIGER Jonathon	CAN	1st	9.300	27.600	-1.500	35.400	(5)	72.600
			2nd	9.200	28.000	-0.000	37.200	=(2)	
5	HOUSTON Andrew	GBR	1st	8.400	27.700	-0.900	35.200	(6)	71.500
			2nd	8.800	27.500	-0.000	36.300	(5)	
6	PEREZ Daniel	ESP	1st	10.300	27.600	-1.200	36.700	(3)	64.200
			2nd	4.500	24.200	-1.200	27.500	(8)	
7	BOOTH Curtis	AUS	1st	4.000	20.400	-0.000	24.400	(7)	60.800
			2nd	8.500	27.900	-0.000	36.400	(4)	
8	TLAKA Sebolai Offering	RSA	1st	4.000	20.200	-0.000	24.200	(8)	57.900
			2nd	7.700	26.900	-0.900	33.700	(7)	

Legend:

= Equal sign indicates that two or more gymnasts share the same rank by routine-total

D Difficulty

1st 1st Routine

2nd 2nd Routine

E Execution

Pen. Penalty

Timing and Results provided by TISSOT



Results

Rank	Name	NOC Code	Routine	D Score	E Score	Pen.	Routine Total	Routine Rank	Total
1	ZALOMIN Mikhail	RUS	1st	9.200	29.000	-0.900	37.300	(2)	74.700 Q
			2nd	9.200	29.100	-0.900	37.400	(1)	
2	ODINTSOV Aleksandr	RUS	1st	9.200	28.700	-1.500	36.400	(3)	73.300
			2nd	10.800	27.300	-1.200	36.900	(2)	
3	PEREZ Daniel	ESP	1st	8.400	29.000	-0.000	37.400	(1)	72.200 Q
			2nd	6.400	28.400	-0.000	34.800	(5)	
4	RENKERT Alexander	USA	1st	8.900	27.500	-0.300	36.100	(4)	71.400 Q
			2nd	7.600	27.700	-0.000	35.300	(4)	
5	HOUSTON Andrew	GBR	1st	8.400	27.100	-1.200	34.300	(5)	68.200 Q
			2nd	6.800	28.000	-0.900	33.900	(6)	
6	BOOTH Curtis	AUS	1st	8.000	27.400	-1.500	33.900	(6)	66.800 Q
			2nd	6.800	27.600	-1.500	32.900	(9)	
7	TLAKA Sebolai Offering	RSA	1st	7.200	25.700	-0.900	32.000	(7)	65.700 Q
			2nd	6.000	28.000	-0.300	33.700	(7)	
8	SCHWAIGER Jonathon	CAN	1st	5.600	27.500	-1.500	31.600	(8)	64.900 Q
			2nd	8.700	26.100	-1.500	33.300	(8)	
9	CARVALHO COSTA Diogo	POR	1st	4.000	20.400	-0.000	24.400	(9)	60.500 Q
			2nd	7.200	28.900	-0.000	36.100	(3)	
10	JOERGENSEN Mikkel	DEN	1st	0.000	0.000	-0.000	0.000	(10)	23.300 R1
			2nd	3.600	19.700	-0.000	23.300	(10)	

Legend:

1st 1st Routine 2nd 2nd Routine D Difficulty E Execution Pen. Penalty

Timing and Results provided by TISSOT

RESULTS BOOK



Trampoline Gymnastics Women's Tumbling



THE WORLD GAMES
WROCLAW 2017

T+ TISSOT



Medallists

Medal	Name	NOC
GOLD	JIA Fangfang	CHN - People's Republic of China
SILVER	KOROBENIKOVA Anna	RUS - Russian Federation
BRONZE	COLEBECK Lucie	GBR - Great Britain




Results

Rank	Name	NOC Code	Routine	D Score	E Score	Pen.	Routine Total	Routine Rank	Total
1	JIA Fangfang	CHN	1st	9.300	26.800	-0.000	36.100	(1)	72.400
			2nd	8.300	28.000	-0.000	36.300	(1)	
2	KOROBEGINIKOVA Anna	RUS	1st	8.000	27.800	-0.000	35.800	(2)	71.200
			2nd	7.900	27.500	-0.000	35.400	(3)	
3	COLEBECK Lucie	GBR	1st	7.100	28.400	-0.000	35.500	(3)	71.000
			2nd	8.000	27.800	-0.300	35.500	(2)	
4	PEETERS Tachina	BEL	1st	7.200	27.300	-0.000	34.500	(4)	69.200
			2nd	6.900	27.800	-0.000	34.700	(4)	
5	SUGRIM Jordan	CAN	1st	6.700	27.000	-0.000	33.700	(5)	65.300
			2nd	6.700	24.900	-0.000	31.600	(6)	
6	DELOGE Marie	FRA	1st	6.600	25.700	-0.000	32.300	(6)	64.700
			2nd	6.400	26.000	-0.000	32.400	(5)	
7	ZOONEKYND Bianca	RSA	1st	3.300	24.400	-0.000	27.700	(8)	58.200
			2nd	6.500	24.600	-0.600	30.500	(7)	
8	THEVENOT Rachel	USA	1st	3.300	24.800	-0.000	28.100	(7)	56.800
			2nd	4.500	24.500	-0.300	28.700	(8)	

Legend:

1st 1st Routine 2nd 2nd Routine D Difficulty E Execution Pen. Penalty

Timing and Results provided by TISSOT



Results

Rank	Name	NOC Code	Routine	D Score	E Score	Pen.	Routine Total	Routine Rank	Total
1	JIA Fangfang	CHN	1st	9.300	26.500	-0.000	35.800	(1)	71.900 Q
			2nd	8.300	27.800	-0.000	36.100	(1)	
2	KOROBEGINIKOVA Anna	RUS	1st	6.800	27.800	-0.000	34.600	(3)	69.200 Q
			2nd	7.300	27.300	-0.000	34.600	(2)	
3	COLEBECK Lucie	GBR	1st	6.800	28.400	-0.000	35.200	(2)	67.800 Q
			2nd	4.700	27.900	-0.000	32.600	(3)	
4	THEVENOT Rachel	USA	1st	6.500	26.200	-0.000	32.700	(5)	64.700 Q
			2nd	4.500	27.500	-0.000	32.000	=(4)	
5	SUGRIM Jordan	CAN	1st	6.500	26.000	-0.000	32.500	(6)	64.500 Q
			2nd	7.100	24.900	-0.000	32.000	=(4)	
6	PEETERS Tachina	BEL	1st	6.800	25.600	-0.000	32.400	(7)	64.000 Q
			2nd	4.700	26.900	-0.000	31.600	(6)	
7	DELOGE Marie	FRA	1st	6.800	26.500	-0.000	33.300	(4)	63.800 Q
			2nd	4.500	26.000	-0.000	30.500	(8)	
8	ZOONEKYND Bianca	RSA	1st	6.500	25.000	-0.000	31.500	(8)	63.000 Q
			2nd	5.100	26.400	-0.000	31.500	(7)	
9	OERSKOV Sara	DEN	1st	3.600	27.400	-0.000	31.000	(9)	61.400 R1
			2nd	4.700	25.700	-0.000	30.400	(9)	
10	BAYEVA Kateryna	UKR	1st	2.800	15.600	-0.000	18.400	(10)	48.200 R2
			2nd	4.700	25.100	-0.000	29.800	(10)	

Legend:

= Equal sign indicates that two or more gymnasts share the same rank by routine-total

D Difficulty

1st 1st Routine

2nd 2nd Routine

E Execution

Pen. Penalty

Timing and Results provided by TISSOT

RESULTS BOOK



Trampoline Gymnastics Women's Synchronized Trampoline




THE WORLD GAMES
WROCLAW 2017

T+ TISSOT



Medallists

Medal	NOC	Name
GOLD	UKR - Ukraine	MOSKVINA Nataliia MALKOVA Svitlana
SILVER	AZE - Azerbaijan	MAKSHTAROVA Sviatlana ZEMLIANAIA Veronika
BRONZE	NED - Netherlands	FOKKE Tara BLEKKINK Carlijn



Results

Rank	Name	NOC Code	D Score	E Score	S Score	H Score	Pen.	Total
1	Ukraine MOSKVINA Nataliia MALKOVA Svitlana	UKR	13.100	7.850	18.200	8.950		48.100
2	Azerbaijan MAKSHAROVA Sviatlana ZEMLIANAIA Veronika	AZE	11.000	7.750	18.000	9.500		46.250
3	Netherlands FOKKE Tara BLEKKINK Carlijn	NED	10.600	7.800	18.800	9.000		46.200
4	Russian Federation KOCHEKOV Susana KORNETSKAYA Anna	RUS	12.500	7.500	16.000	9.150		45.150
5	Japan DOIHATA Chisato SATAKE Reina	JPN	11.500	7.100	12.800	8.000		39.400
6	United States of America AHSINGER Nicole JOHNSON Clare	USA	4.400	2.150	4.600	2.750		13.900
7	Portugal PACHECO Nicole CARVALHO Mariana	POR	3.000	2.400	5.400	2.800		13.600
8	People's Republic of China ZHONG Xingping LI Dan	CHN	2.000	0.850	1.800	0.950		5.600

Legend:

D Difficulty **E** Execution **Pen.** Penalty **S** Synchronization **H** Horizontal Displacement

Timing and Results provided by TISSOT



Results

Rank	Name	NOC Code	Routine	D Score	E Score	S Score	H Score	Pen.	Routine Total	Routine Rank	Total
1	People's Republic of China ZHONG Xingping LI Dan	CHN	1st	5.000	8.850	19.200	9.500		42.550	(1)	92.200 Q
			2nd	13.900	8.150	18.400	9.200		49.650	(1)	
2	Russian Federation KOCHEKOV Susana KORNETSKAYA Anna	RUS	1st	3.700	9.000	19.200	9.750		41.650	(2)	87.950 Q
			2nd	10.700	8.050	18.000	9.550		46.300	(2=)	
3	United States of America AHSINGER Nicole JOHNSON Clare	USA	1st	4.000	8.850	18.800	9.650		41.300	(4)	87.600 Q
			2nd	12.600	7.300	17.000	9.400		46.300	(2=)	
4	Azerbaijan MAKSHAROVA Sviatlana ZEMLIANAIA Veronika	AZE	1st	3.000	8.550	19.400	9.850		40.800	(5)	85.900 Q
			2nd	11.000	7.500	17.000	9.600		45.100	(4)	
5	Netherlands FOKKE Tara BLEKKINK Carlijn	NED	1st	3.800	8.400	19.000	9.500		40.700	(6)	84.400 Q
			2nd	9.900	7.750	17.000	9.050		43.700	(7)	
6	Japan DOHATA Chisato SATAKE Reina	JPN	1st	4.200	8.450	19.200	9.700		41.550	(3)	84.400 Q
			2nd	11.500	7.000	16.000	8.350		42.850	(8)	
7	Ukraine MOSKVINA Nataliia MALKOVA Svitlana	UKR	1st	4.300	8.350	17.400	9.050		39.100	(9)	84.150 Q
			2nd	12.400	7.850	16.200	9.000	-0.400	45.050	(5)	
8	Portugal PACHECO Nicole CARVALHO Mariana	POR	1st	4.000	8.450	18.600	9.150		40.200	(7)	82.750 Q
			2nd	10.000	6.850	16.600	9.100		42.550	(9)	
9	Spain PRAT Claudia SAINZ Cristina	ESP	1st	3.100	8.450	17.400	9.300		38.250	(10)	82.350 R1
			2nd	10.300	7.600	16.800	9.400		44.100	(6)	
10	Bulgaria PENEVA Mariela PENEVA Hristina	BUL	1st	4.700	7.800	17.400	9.350		39.250	(8)	66.300 R2
			2nd	6.200	4.600	10.800	5.450		27.050	(10)	

Legend:

= Equal sign indicates that two or more gymnasts share the same rank by routine-total

D Difficulty

S Synchronization

1st 1st Routine

E Execution

H Horizontal Displacement

2nd 2nd Routine

Pen. Penalty

Timing and Results provided by TISSOT

RESULTS BOOK



Trampoline Gymnastics Women's Double Mini-Trampoline



THE WORLD GAMES
WROCLAW 2017

T+TISSOT



Medallists

Medal	Name	NOC
GOLD	HOWARD Paige	USA - United States of America
SILVER	O'BRIEN Tamara	CAN - Canada
BRONZE	SJOEBERG Lina	SWE - Sweden



Results

Rank	Name	NOC Code	Routine	D Score	E Score	Pen.	Routine Total	Routine Rank	Total
1	HOWARD Paige	USA	1st	6.400	28.700	-0.000	35.100	(4)	71.400
			2nd	8.400	27.900	-0.000	36.300	(1)	
2	O'BRIEN Tamara	CAN	1st	7.600	28.100	-0.000	35.700	(1)	71.000
			2nd	7.200	28.100	-0.000	35.300	(2)	
3	SJOEBERG Lina	SWE	1st	8.400	27.800	-0.900	35.300	(2)	70.000
			2nd	7.600	28.000	-0.900	34.700	(6)	
4	DIBB Bronwyn	NZL	1st	7.600	26.900	-0.000	34.500	(5)	69.700
			2nd	6.400	28.800	-0.000	35.200	(3)	
5	ZOONEKYND Bianca	RSA	1st	8.000	27.200	-0.000	35.200	(3)	69.000
			2nd	6.800	27.000	-0.000	33.800	=(7)	
6	WAY Kirsty	GBR	1st	7.200	26.700	-0.000	33.900	=(6)	68.700
			2nd	7.200	27.900	-0.300	34.800	(5)	
7	AQUINO Mariana	BRA	1st	7.200	27.500	-1.500	33.200	(8)	68.300
			2nd	7.200	27.900	-0.000	35.100	(4)	
8	MARTINS Ines	POR	1st	6.400	27.500	-0.000	33.900	=(6)	67.700
			2nd	6.800	27.000	-0.000	33.800	=(7)	

Legend:

= Equal sign indicates that two or more gymnasts share the same rank by routine-total

D Difficulty

1st 1st Routine

2nd 2nd Routine

E Execution

Pen. Penalty

Timing and Results provided by TISSOT



Results

Rank	Name	NOC Code	Routine	D Score	E Score	Pen.	Routine Total	Routine Rank	Total
1	DIBB Bronwyn	NZL	1st	6.800	28.300	-0.000	35.100	(1)	69.100 Q
			2nd	6.000	28.000	-0.000	34.000	=(4)	
2	ZOONEKYND Bianca	RSA	1st	6.800	27.800	-0.300	34.300	(2)	68.900 Q
			2nd	7.600	27.900	-0.900	34.600	(1)	
3	HOWARD Paige	USA	1st	5.200	28.500	-0.000	33.700	(3)	67.900 Q
			2nd	6.800	27.400	-0.000	34.200	(2)	
4	SJOEBERG Lina	SWE	1st	6.800	27.700	-0.900	33.600	(4)	67.400 Q
			2nd	5.600	28.200	-0.000	33.800	(7)	
5	WAY Kirsty	GBR	1st	6.000	28.200	-0.900	33.300	(5)	67.300 Q
			2nd	6.400	27.600	-0.000	34.000	=(4)	
6	O'BRIEN Tamara	CAN	1st	6.000	27.800	-0.900	32.900	=(6)	66.900 Q
			2nd	6.000	28.000	-0.000	34.000	=(4)	
7	AQUINO Mariana	BRA	1st	6.000	27.300	-1.700	31.600	(8)	65.700 Q
			2nd	6.000	28.100	-0.000	34.100	(3)	
8	MARTINS Ines	POR	1st	6.000	26.900	-0.000	32.900	=(6)	62.700 Q
			2nd	3.300	27.400	-0.900	29.800	(9)	
9	THOMAS Braida	AUS	1st	4.800	26.900	-1.500	30.200	(9)	61.700 R1
			2nd	5.200	27.200	-0.900	31.500	(8)	
10	TROIANOVA Polina	RUS	1st	2.400	19.800	-0.300	21.900	(10)	21.900 R2
			2nd	0.000	0.000	-0.000	0.000	(10)	

Legend:

= Equal sign indicates that two or more gymnasts share the same rank by routine-total

D Difficulty

1st 1st Routine

2nd 2nd Routine

E Execution

Pen. Penalty

Timing and Results provided by TISSOT

RESULTS BOOK



Tug Of War



THE WORLD GAMES
WROCLAW 2017

T+TISSOT
SWISS WATCHES SINCE 1853

RESULTS BOOK

TABLE OF CONTENT

37	Tug of War	2128
37.1	Table of Contents	2129
37.2	Competition Schedule	2133
37.3	Number of Entries by NOC	2134
37.4	Medallists by Event	2135
37.5	Medal Standings	2138
37.6	Women's Indoor 540kg	2139
37.6.1	Results Summary	2140
37.6.2	Tournament Summary	2141
37.6.3	Medallists	2142
37.6.4	Finals	2143
37.6.4.1	Bronze Medal Results RSA - NED	2143
37.6.4.2	Gold Medal Results TPE - CHN	2144
37.6.5	Semifinals	2145
37.6.5.1	Results TPE - RSA	2145
37.6.5.2	Results CHN - NED	2146
37.6.6	Preliminary Round	2147
37.6.6.1	Results IRL - CHN	2147
37.6.6.2	Results RSA - TPE	2148
37.6.6.3	Results SUI - NED	2149
37.6.6.4	Results CHN - TPE	2150
37.6.6.5	Results IRL - NED	2151
37.6.6.6	Results RSA - SUI	2152
37.6.6.7	Results IRL - TPE	2153
37.6.6.8	Results CHN - SUI	2154
37.6.6.9	Results RSA - NED	2155
37.6.6.10	Results TPE - SUI	2156
37.6.6.11	Results IRL - RSA	2157





37.6.6.12	Results CHN - NED	2158
37.6.6.13	Results IRL - SUI	2159
37.6.6.14	Results TPE - NED	2160
37.6.6.15	Results CHN - RSA	2161
37.7	Men's Outdoor 640kg	2162
37.7.1	Results Summary	2163
37.7.2	Tournament Summary	2164
37.7.3	Medallists	2165
37.7.4	Finals	2166
37.7.4.1	Bronze Medal Results SWE - GER	2166
37.7.4.2	Gold Medal Results GBR - SUI	2167
37.7.5	Semifinals	2168
37.7.5.1	Results GBR - SWE	2168
37.7.5.2	Results SUI - GER	2169
37.7.6	Preliminary Round	2170
37.7.6.1	Results IRL - NED	2170
37.7.6.2	Results SUI - SWE	2171
37.7.6.3	Results GBR - GER	2172
37.7.6.4	Results NED - SWE	2173
37.7.6.5	Results IRL - GER	2174
37.7.6.6	Results SUI - GBR	2175
37.7.6.7	Results IRL - SWE	2176
37.7.6.8	Results NED - GBR	2177
37.7.6.9	Results SUI - GER	2178
37.7.6.10	Results SWE - GBR	2179
37.7.6.11	Results IRL - SUI	2180
37.7.6.12	Results NED - GER	2181
37.7.6.13	Results IRL - GBR	2182
37.7.6.14	Results SWE - GER	2183
37.7.6.15	Results NED - SUI	2184
37.8	Men's Outdoor 700kg	2185
37.8.1	Results Summary	2186
37.8.2	Tournament Summary	2187
37.8.3	Medallists	2188
37.8.4	Finals	2189
37.8.4.1	Bronze Medal Results BEL - GBR	2189
37.8.4.2	Gold Medal Results SUI - NED	2190
37.8.5	Semifinals	2191
37.8.5.1	Results SUI - BEL	2191





37.8.5.2	Results NED - GBR	2192
37.8.6	Preliminary Round	2193
37.8.6.1	Results NED - GER	2193
37.8.6.2	Results BEL - GBR	2194
37.8.6.3	Results SUI - SWE	2195
37.8.6.4	Results GER - GBR	2196
37.8.6.5	Results NED - SWE	2197
37.8.6.6	Results BEL - SUI	2198
37.8.6.7	Results NED - GBR	2199
37.8.6.8	Results GER - SUI	2200
37.8.6.9	Results BEL - SWE	2201
37.8.6.10	Results GBR - SUI	2202
37.8.6.11	Results NED - BEL	2203
37.8.6.12	Results GER - SWE	2204
37.8.6.13	Results NED - SUI	2205
37.8.6.14	Results GBR - SWE	2206
37.8.6.15	Results GER - BEL	2207





Competition Schedule

As of FRI 28 JUL 2017

Date	Start Time	Event
SAT 29 JUL	10:15	Women's Indoor 540kg, Preliminary Round (15 matches)
		Women's Indoor 540kg, Semifinals (2 matches)
		Women's Indoor 540kg, Finals - Bronze Medal Match
	15:00	Women's Indoor 540kg, Finals - Gold Medal Match
		Men's Outdoor 700kg, Preliminary Round (15 matches)
		Men's Outdoor 700kg, Semifinals (2 matches)
SUN 30 JUL	12:00	Men's Outdoor 700kg, Finals - Bronze Medal Match
		Men's Outdoor 700kg, Finals - Gold Medal Match
		Men's Outdoor 640kg, Preliminary Round (15 matches)
	12:00	Men's Outdoor 640kg, Semifinals (2 matches)
		Men's Outdoor 640kg, Finals - Bronze Medal Match
		Men's Outdoor 640kg, Finals - Gold Medal Match



Number of Entries by NOC

As of SUN 30 JUL 2017

	NOC	Men		Women	Total Athletes
		640kg	700kg	540kg	
	BEL - Belgium		11		11
	CHN - People's Republic of China			9	9
	GBR - Great Britain	13	13		22
	GER - Germany	12	11		21
	IRL - Ireland	11		9	20
	NED - Netherlands	14	12	10	33
	RSA - South Africa			9	9
	SUI - Switzerland	10	8	14	25
	SWE - Sweden	11	9		14
	TPE - Chinese Taipei			9	9
	Total	71	64	60	173



Medallists by Event

As of SUN 30 JUL 2017

After 3 of 3 Events

Event Name	Date	Medal	Name	NOC Code
Men's Outdoor 640kg	SUN 30 JUL	GOLD	CALLCUTT David	GBR
			COLLINS Martin	
			DANIELS Ian	
			EVANS Wayne	
			FIELD David	
			HAMMERSLEY David	
			HOLLAND Edward	
			MURPHY Ian	
			MURPHY James	
			PRIME Steven	
			SHANNON Edward	
			WEBB Adrian	
			WEBB John	
			SILVER	
		ERNI Peter		
		JOLLER Erich		
		KRAUSE Stefan		
		MUELLER Roman		
		ROLLI Christoph		
		ROLLI Fabian		
		ROLLI Philipp		
		BRONZE	BARTMANN Eberhard	GER
			BERL Andreas	
			BERL Philipp	
			BOEHLER Markus	
			BROGHAMMER Lucas	
			FIEN Andreas	
			FIEN Daniel	
			FRANK Patrick	
			HEIMANN Stefan	
HIGEL Martin				
HUG Markus				
KLINGELE Manfred				



Medallists by Event

As of SUN 30 JUL 2017

Event Name	Date	Medal	Name	NOC Code
Men's Outdoor 700kg	SAT 29 JUL	GOLD	ARNOLD Vinzenz	SUI
			ERNI Peter	
			JOLLER Erich	
			JOLLER Peter	
			KRAUSE Stefan	
			ROLLI Christoph	
			ROLLI Fabian	
			ROLLI Philipp	
		SILVER	BARTELS Johannes	NED
			BIJENHOF Gerrit	
			BOERSTOEL Robin	
			GROOT NUELEND Stefan	
			HOFF Gerolph	
			NIEUWENHUIS Jeroen	
			SCHUTTE Gerbert	
			TE LUGGENHORST Gerrit	
			UILENREEF Gerrit	
			van de BERG Dirk	
			van der VELDE Jelle	
			WAGENMANS Vincent	
		BRONZE	BOWYER David	GBR
			DEWSBERRY James	
			JARRAM Leonard	
			LEE Tim	
			LEE William	
			MURPHY Ian	
			MURPHY James	
			PRIME Steven	
			ROBINSON Ian	
			ROBINSON Lee	
SHEPPARD Justin				
WEBB John				
WHEELER Aidan				



Medallists by Event

As of SUN 30 JUL 2017

Event Name	Date	Medal	Name	NOC Code
Women's Indoor 540kg	SAT 29 JUL	GOLD	CHEN Tzu-Jung	TPE
			CHENG Huai-Yun	
			HUANG Ting-Yi	
			KAO Chia Yi	
			KAO Chiaoyi	
			LI Ju Chun	
			LI Ting-Hsuan	
			LI Yun-Chi	
			TIEN Chia-Jung	
		SILVER	GUO Xue	CHN
			HU Yanli	
			LIU Yingying	
			QIN Jiao	
			SONG Dan	
			TIAN Tian	
			XU Na	
			YAN Chen	
		ZHANG Jiaqi		
		BRONZE	de WET Jancke	RSA
			GROENEWALD Rene Mandy	
			RAS Ane	
			RAS Rene	
			RIX Claudia Berna	
			STEYN Leonell	
STOOP Nadine				
TERBLANCHE Catharine Elizabeth Magd				
WILMOT Samantha				




Medal Standings

As of SUN 30 JUL 2017

After 3 of 3 Events

Rank	NOC	Men				Women				Total				Rank by Total
		G	S	B	Tot	G	S	B	Tot	G	S	B	Tot	
1	SUI - Switzerland	1	1		2					1	1		2	=1
2	GBR - Great Britain	1		1	2					1		1	2	=1
3	TPE - Chinese Taipei					1			1	1			1	=3
4	CHN - People's Republic of China						1		1		1		1	=3
4	NED - Netherlands		1		1						1		1	=3
6	GER - Germany			1	1							1	1	=3
6	RSA - South Africa							1	1			1	1	=3
	Total:	2	2	2	6	1	1	1	3	3	3	3	9	

Legend:
 = Equal sign indicates that two or more NOCs share the same rank by total **B** Bronze **G** Gold **S** Silver **Tot** Total

Timing and Results provided by  **TISSOT**

RESULTS BOOK



Tug Of War Women's Indoor 540kg



THE WORLD GAMES
WROCLAW 2017

T+TISSOT
SWISS WATCHES SINCE 1853



Result Summary

As of SAT 29 JUL 2017

Match	Name	NOC Code	Result	NOC Code	Name
SAT 29 JUL 2017					
Preliminary Round Match 1	IRELAND	IRL	0 - 3	CHN	PEOPLE'S REPUBLIC OF CHINA
Preliminary Round Match 2	SOUTH AFRICA	RSA	0 - 3	TPE	CHINESE TAIPEI
Preliminary Round Match 3	SWITZERLAND	SUI	1 - 1	NED	NETHERLANDS
Preliminary Round Match 4	PEOPLE'S REPUBLIC OF CHINA	CHN	0 - 3	TPE	CHINESE TAIPEI
Preliminary Round Match 5	IRELAND	IRL	0 - 3	NED	NETHERLANDS
Preliminary Round Match 6	SOUTH AFRICA	RSA	3 - 0	SUI	SWITZERLAND
Preliminary Round Match 7	IRELAND	IRL	0 - 3	TPE	CHINESE TAIPEI
Preliminary Round Match 8	PEOPLE'S REPUBLIC OF CHINA	CHN	3 - 0	SUI	SWITZERLAND
Preliminary Round Match 9	SOUTH AFRICA	RSA	0 - 3	NED	NETHERLANDS
Preliminary Round Match 10	CHINESE TAIPEI	TPE	3 - 0	SUI	SWITZERLAND
Preliminary Round Match 11	IRELAND	IRL	0 - 3	RSA	SOUTH AFRICA
Preliminary Round Match 12	PEOPLE'S REPUBLIC OF CHINA	CHN	3 - 0	NED	NETHERLANDS
Preliminary Round Match 13	IRELAND	IRL	0 - 3	SUI	SWITZERLAND
Preliminary Round Match 14	CHINESE TAIPEI	TPE	3 - 0	NED	NETHERLANDS
Preliminary Round Match 15	PEOPLE'S REPUBLIC OF CHINA	CHN	3 - 0	RSA	SOUTH AFRICA
Semifinals Match 1	CHINESE TAIPEI	TPE	3 - 0	RSA	SOUTH AFRICA
Semifinals Match 2	PEOPLE'S REPUBLIC OF CHINA	CHN	3 - 0	NED	NETHERLANDS
Bronze Medal Match	SOUTH AFRICA	RSA	3 - 0	NED	NETHERLANDS
Gold Medal Match	CHINESE TAIPEI	TPE	3 - 0	CHN	PEOPLE'S REPUBLIC OF CHINA




Tournament Summary

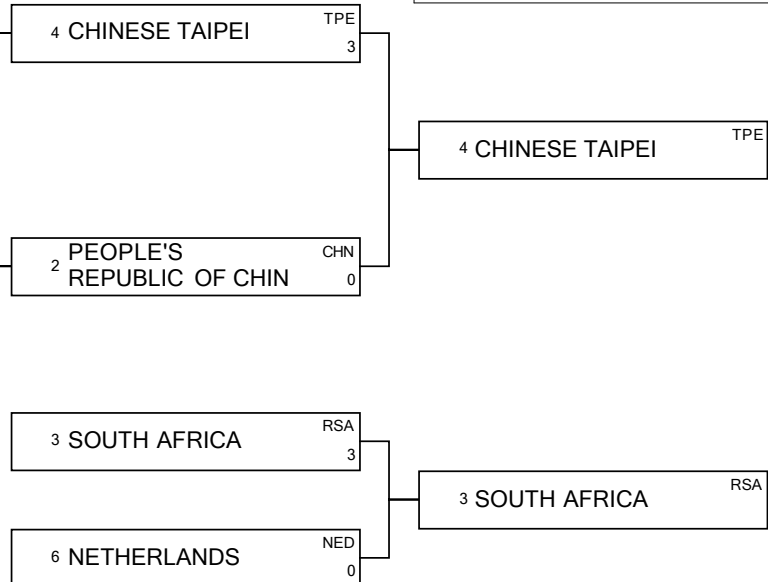
As of SUN 30 JUL 2017

Rank	NOC Code	Name	A	B	C	D	E	F	Games	Wins	Ties	Cautions	Points	Remark
1	TPE	A CHINESE TAIPEI	-	3	3	3	3	3	5	5	0	4	15	Q
2	CHN	B PEOPLE'S REPUBLIC OF CHINA	0	-	3	3	3	3	5	4	0	6	12	Q
3	NED	C NETHERLANDS	0	0	-	3	1	3	5	2	1	5	7	Q
4	RSA	D SOUTH AFRICA	0	0	0	-	3	3	5	2	0	7	6	Q
5	SUI	E SWITZERLAND	0	0	1	0	-	3	5	1	1	4	4	
6	IRL	F IRELAND	0	0	0	0	0	-	5	0	0	2	0	

Semifinals



Finals



MEDALLISTS

Gold CHINESE TAIPEI TPE
Silver PEOPLE'S REPUBLIC OF CHINA CHN
Bronze SOUTH AFRICA RSA



Medallists

As of SAT 29 JUL 2017

GOLD	SILVER	BRONZE
<p>TPE - Chinese Taipei CHENG Huai-Yun CHEN Tzu-Jung LI Ju Chun TIEN Chia-Jung LI Ting-Hsuan KAO Chiaoyi KAO Chia Yi HUANG Ting-Yi LI Yun-Chi</p>	<p>CHN - People's Republic of China LIU Yingying GUO Xue TIAN Tian XU Na HU Yanli SONG Dan QIN Jiao ZHANG Jiaqi YAN Chen</p>	<p>RSA - South Africa RIX Claudia Berna GROENEWALD Rene Mandy RAS Ane TERBLANCHE Catharine Elizabeth Magd RAS Rene WILMOT Samantha STOOP Nadine STEYN Leonell de WET Jancke</p>



Results

Name	NOC Code	Time of 1st Pull	Time of 2nd Pull	Time of 3rd Pull	Cautions	Result
SOUTH AFRICA	RSA	2:26	1:16			3
NETHERLANDS	NED					0

Team Composition

SOUTH AFRICA

Bib	Name	Weight [kg]
	de WET Jancke	63.00
	RAS Ane	72.00
	RAS Rene	63.20
	RIX Claudia Berna	69.80
	STEYN Leonell	72.30
	STOOP Nadine	61.10
	TERBLANCHE Catharine Elizabeth Magd	60.60
	WILMOT Samantha	71.10
Total:		533.10

NETHERLANDS

Bib	Name	Weight [kg]
	BOOGAARD Kim	72.20
	BOOGAARD Miranda	66.20
	de VRIES Simona	62.50
	STOKER Grietje	77.20
	van der HELM Carolina	61.60
	van der HELM Irene	64.00
	VERGEER Jolanda	64.40
	VROLIJK Anna	65.10
Total:		533.20

Officials

Name	Function
MASUNO Mitsuyo (JPN)	Central Judge
EVANS David (GBR)	Side Judge
EKLUND Tommy (SWE)	Side Judge



Results

Name	NOC Code	Time of 1st Pull	Time of 2nd Pull	Time of 3rd Pull	Cautions	Result
CHINESE TAIPEI	TPE					3
PEOPLE'S REPUBLIC OF CHINA	CHN					0

Team Composition

CHINESE TAIPEI

Bib	Name	Weight [kg]
	CHEN Tzu-Jung	65.60
	CHENG Huai-Yun	69.70
	HUANG Ting-Yi	70.80
	KAO Chia Yi	63.10
	KAO Chiaoyi	63.40
	LI Ju Chun	0.00
	LI Ting-Hsuan	76.70
	LI Yun-Chi	63.40
	TIEN Chia-Jung	64.90
	Total:	537.60

PEOPLE'S REPUBLIC OF CHINA

Bib	Name	Weight [kg]
	GUO Xue	0.00
	HU Yanli	59.50
	LIU Yingying	71.40
	QIN Jiao	71.40
	SONG Dan	64.90
	TIAN Tian	78.60
	XU Na	63.00
	YAN Chen	62.90
	ZHANG Jiaqi	65.50
	Total:	537.19

Officials

Name	Function
DANKELMAN Gerard (NED)	Central Judge
EGGERSCHWILER Marcel (SUI)	Side Judge
BRAUNINGER Ralf (GER)	Side Judge



Results

Name	NOC Code	Time of 1st Pull	Time of 2nd Pull	Time of 3rd Pull	Cautions	Result
CHINESE TAIPEI	TPE	0:32	0:24			3
SOUTH AFRICA	RSA					0

Team Composition

CHINESE TAIPEI

Bib Name	Weight [kg]
CHEN Tzu-Jung	65.60
CHENG Huai-Yun	69.70
HUANG Ting-Yi	70.80
KAO Chia Yi	63.10
KAO Chiaoyi	63.40
LI Ting-Hsuan	76.70
LI Yun-Chi	63.40
TIEN Chia-Jung	64.90
Total:	537.60

SOUTH AFRICA

Bib Name	Weight [kg]
de WET Jancke	63.00
RAS Ane	72.00
RAS Rene	63.20
RIX Claudia Berna	69.80
STEYN Leonell	72.30
STOOP Nadine	61.10
TERBLANCHE Catharine Elizabeth Magd	60.60
WILMOT Samantha	71.10
Total:	533.10

Officials

Name	Function
FRAY-SMITH Ray (GBR)	Central Judge
EGGERSCHWILER Marcel (SUI)	Side Judge
DANKELMAN Gerard (NED)	Side Judge



Results

Name	NOC Code	Time of 1st Pull	Time of 2nd Pull	Time of 3rd Pull	Cautions	Result
PEOPLE'S REPUBLIC OF CHINA	CHN	1:13	0:11			3
NETHERLANDS	NED					0

Team Composition

PEOPLE'S REPUBLIC OF CHINA

Bib	Name	Weight [kg]
	HU Yanli	59.50
	LIU Yingying	71.40
	QIN Jiao	71.40
	SONG Dan	64.90
	TIAN Tian	78.60
	XU Na	63.00
	YAN Chen	62.90
	ZHANG Jiaqi	65.50
Total:		537.19

NETHERLANDS

Bib	Name	Weight [kg]
	BOOGAARD Kim	72.20
	BOOGAARD Miranda	66.20
	de VRIES Simona	62.50
	STOKER Grietje	77.20
	van der HELM Carolina	61.60
	van der HELM Irene	64.00
	VERGEER Jolanda	64.40
	VROLIJK Anna	65.10
Total:		533.20

Officials

Name	Function
EVANS David (GBR)	Central Judge
MASUNO Mitsuyo (JPN)	Side Judge
EKLUND Tommy (SWE)	Side Judge



Results

Name	NOC Code	Time of 1st Pull	Time of 2nd Pull	Cautions	Result
IRELAND	IRL			0	0
PEOPLE'S REPUBLIC OF CHINA	CHN	1:03	1:02	0	3

Team Composition

IRELAND

Bib Name	Weight [kg]
BARKER Jennifer	64.90
BRADY Lorraine	64.70
CONNOLLY Jennifer	66.80
DELEMERE Catherine	67.40
DOYLE Anne Marie	63.10
DOYLE Caroline	56.30
GALLAGHER Antoinette	61.10
O' TOOLE Cathy	67.10
Total:	511.40

PEOPLE'S REPUBLIC OF CHINA

Bib Name	Weight [kg]
HU Yanli	59.50
LIU Yingying	71.40
QIN Jiao	71.40
SONG Dan	64.90
TIAN Tian	78.60
XU Na	63.00
YAN Chen	62.90
ZHANG Jiaqi	65.50
Total:	537.19

Officials

Name	Function
FRAY-SMITH Ray (GBR)	Central Judge
EGGERSCHWILER Marcel (SUI)	Side Judge
BRAUNINGER Ralf (GER)	Side Judge



Results

Name	NOC Code	Time of 1st Pull	Time of 2nd Pull	Cautions	Result
SOUTH AFRICA	RSA			1	0
CHINESE TAIPEI	TPE	1:09	0:46	0	3

Team Composition

SOUTH AFRICA

Bib Name	Weight [kg]
de WET Jancke	63.00
RAS Ane	72.00
RAS Rene	63.20
RIX Claudia Berna	69.80
STEYN Leonell	72.30
STOOP Nadine	61.10
TERBLANCHE Catharine Elizabeth Magd	60.60
WILMOT Samantha	71.10
Total:	533.10

CHINESE TAIPEI

Bib Name	Weight [kg]
CHEN Tzu-Jung	65.60
CHENG Huai-Yun	69.70
HUANG Ting-Yi	70.80
KAO Chia Yi	63.10
KAO Chiao-yi	63.40
LI Ting-Hsuan	76.70
LI Yun-Chi	63.40
TIEN Chia-Jung	64.90
Total:	537.60

Officials

Name	Function
EKLUND Tommy (SWE)	Central Judge
EVANS David (GBR)	Side Judge
MASUNO Mitsuyo (JPN)	Side Judge



Results

Name	NOC Code	Time of 1st Pull	Time of 2nd Pull	Cautions	Result
SWITZERLAND	SUI	1:12	1:38	3	1
NETHERLANDS	NED			3	1

Team Composition

SWITZERLAND

Bib Name	Weight [kg]
ARNOLD Claudia	65.30
BEERLI Jessica Klara	62.40
BRAENDLE-ODERMATT Cornelia Elisabet	72.40
HESS Nicole Erika	71.20
JOLLER-ODERMATT Andrea Anna	61.40
KAESLIN Petra Margrit	63.80
ODERMATT Michele Daniela	69.90
ZIEGLER Brigitte Regula	67.90
Total:	534.29

NETHERLANDS

Bib Name	Weight [kg]
BOOGAARD Kim	72.20
BOOGAARD Miranda	66.20
NIEUWLAND Aaltje	64.30
STOKER Grietje	77.20
van der HELM Carolina	61.60
van der HELM Irene	64.00
VERGEER Jolanda	64.40
VROLIJK Anna	65.10
Total:	535.00

Officials

Name	Function
McCARTHY Dan (IRL)	Central Judge
DANKELMAN Gerard (NED)	Side Judge
EGGERSCHWILER Marcel (SUI)	Side Judge



THE WORLD GAMES
WROCLAW 2017

University of Physical
Education - Multifunctional Hall

SAT 29 JUL 2017
10:33

Tug of War

Women's Indoor 540kg

Preliminary Round, Match 4



Results

Name	NOC Code	Time of 1st Pull	Time of 2nd Pull	Cautions	Result
PEOPLE'S REPUBLIC OF CHINA	CHN	2:06	2:33	6	0
CHINESE TAIPEI	TPE			4	3

Team Composition

PEOPLE'S REPUBLIC OF CHINA

Bib Name	Weight [kg]
HU Yanli	59.50
LIU Yingying	71.40
QIN Jiao	71.40
SONG Dan	64.90
TIAN Tian	78.60
XU Na	63.00
YAN Chen	62.90
ZHANG Jiaqi	65.50
Total:	537.19

CHINESE TAIPEI

Bib Name	Weight [kg]
CHEN Tzu-Jung	65.60
CHENG Huai-Yun	69.70
HUANG Ting-Yi	70.80
KAO Chia Yi	63.10
KAO Chiaoyi	63.40
LI Ting-Hsuan	76.70
LI Yun-Chi	63.40
TIEN Chia-Jung	64.90
Total:	537.60

Officials

Name	Function
BRAUNINGER Ralf (GER)	Central Judge
EKLUND Tommy (SWE)	Side Judge
FRAY-SMITH Ray (GBR)	Side Judge

Timing and Results provided by TISSOT



Results

Name	NOC Code	Time of 1st Pull	Time of 2nd Pull	Cautions	Result
IRELAND	IRL	1:06	0:52	1	0
NETHERLANDS	NED			0	3

Team Composition

IRELAND

Bib Name	Weight [kg]
BARKER Jennifer	64.90
BRADY Lorraine	64.70
CONNOLLY Jennifer	66.80
DELEMERE Catherine	67.40
DOYLE Anne Marie	63.10
DOYLE Caroline	56.30
GALLAGHER Antoinette	61.10
O' TOOLE Cathy	67.10
Total:	511.40

NETHERLANDS

Bib Name	Weight [kg]
BOOGAARD Kim	72.20
BOOGAARD Miranda	66.20
NIEUWLAND Aaltje	64.30
STOKER Grietje	77.20
van der HELM Carolina	61.60
van der HELM Irene	64.00
VERGEER Jolanda	64.40
VROLIJK Anna	65.10
Total:	535.00

Officials

Name	Function
EVANS David (GBR)	Central Judge
MASUNO Mitsuyo (JPN)	Side Judge
EGGERSCHWILER Marcel (SUI)	Side Judge



Results

Name	NOC Code	Time of 1st Pull	Time of 2nd Pull	Cautions	Result
SOUTH AFRICA	RSA			2	3
SWITZERLAND	SUI	1:20	0:47	1	0

Team Composition

SOUTH AFRICA

Bib Name	Weight [kg]
de WET Jancke	63.00
RAS Ane	72.00
RAS Rene	63.20
RIX Claudia Berna	69.80
STEYN Leonell	72.30
STOOP Nadine	61.10
TERBLANCHE Catharine Elizabeth Magd	60.60
WILMOT Samantha	71.10
Total:	533.10

SWITZERLAND

Bib Name	Weight [kg]
ARNOLD Claudia	65.30
BEERLI Jessica Klara	62.40
BRAENDLE-ODERMATT Cornelia Elisabet	72.40
HESS Nicole Erika	71.20
JOLLER-ODERMATT Andrea Anna	61.40
KAESLIN Petra Margrit	63.80
ODERMATT Michele Daniela	69.90
ZIEGLER Brigitte Regula	67.90
Total:	534.29

Officials

Name	Function
DANKELMAN Gerard (NED)	Central Judge
McCARTHY Dan (IRL)	Side Judge
EKLUND Tommy (SWE)	Side Judge



Results

Name	NOC Code	Time of 1st Pull	Time of 2nd Pull	Cautions	Result
IRELAND	IRL	0:33	0:18	0	0
CHINESE TAIPEI	TPE			0	3

Team Composition

IRELAND

Bib	Name	Weight [kg]
	BARKER Jennifer	64.90
	BRADY Lorraine	64.70
	CONNOLLY Jennifer	66.80
	DELEMERE Catherine	67.40
	DOYLE Anne Marie	63.10
	DOYLE Caroline	56.30
	GALLAGHER Antoinette	61.10
	O' TOOLE Cathy	67.10
Total:		511.40

CHINESE TAIPEI

Bib	Name	Weight [kg]
	CHEN Tzu-Jung	65.60
	CHENG Huai-Yun	69.70
	HUANG Ting-Yi	70.80
	KAO Chia Yi	63.10
	KAO Chiaoyi	63.40
	LI Ting-Hsuan	76.70
	LI Yun-Chi	63.40
	TIEN Chia-Jung	64.90
Total:		537.60

Officials

Name	Function
EGGERSCHWILER Marcel (SUI)	Central Judge
FRAY-SMITH Ray (GBR)	Side Judge
BRAUNINGER Ralf (GER)	Side Judge



THE WORLD GAMES
WROCLAW 2017

University of Physical
Education - Multifunctional Hall

SAT 29 JUL 2017
10:57

Tug of War

Women's Indoor 540kg

Preliminary Round, Match 8



Results

Name	NOC Code	Time of 1st Pull	Time of 2nd Pull	Cautions	Result
PEOPLE'S REPUBLIC OF CHINA	CHN	0:39	0:31	0	3
SWITZERLAND	SUI			0	0

Team Composition

PEOPLE'S REPUBLIC OF CHINA

Bib	Name	Weight [kg]
	HU Yanli	59.50
	LIU Yingying	71.40
	QIN Jiao	71.40
	SONG Dan	64.90
	TIAN Tian	78.60
	XU Na	63.00
	YAN Chen	62.90
	ZHANG Jiaqi	65.50
	Total:	537.19

SWITZERLAND

Bib	Name	Weight [kg]
	ARNOLD Claudia	65.30
	BEERLI Jessica Klara	62.40
	BRAENDLE-ODERMATT Cornelia Elisabet	72.40
	HESS Nicole Erika	71.20
	JOLLER-ODERMATT Andrea Anna	61.40
	KAESLIN Petra Margrit	63.80
	ODERMATT Michele Daniela	69.90
	ZIEGLER Brigitte Regula	67.90
	Total:	534.29

Officials

Name	Function
MASUNO Mitsuyo (JPN)	Central Judge
EVANS David (GBR)	Side Judge
EKLUND Tommy (SWE)	Side Judge

Timing and Results provided by TISSOT



Results

Name	NOC Code	Time of 1st Pull	Time of 2nd Pull	Cautions	Result
SOUTH AFRICA	RSA			4	0
NETHERLANDS	NED	2:09	1:25	2	3

Team Composition

SOUTH AFRICA

Bib Name	Weight [kg]
de WET Jancke	63.00
RAS Ane	72.00
RAS Rene	63.20
RIX Claudia Berna	69.80
STEYN Leonell	72.30
STOOP Nadine	61.10
TERBLANCHE Catharine Elizabeth Magd	60.60
WILMOT Samantha	71.10
Total:	533.10

NETHERLANDS

Bib Name	Weight [kg]
BOOGAARD Kim	72.20
BOOGAARD Miranda	66.20
NIEUWLAND Aaltje	64.30
STOKER Grietje	77.20
van der HELM Carolina	61.60
van der HELM Irene	64.00
VERGEER Jolanda	64.40
VROLIJK Anna	65.10
Total:	535.00

Officials

Name	Function
McCARTHY Dan (IRL)	Central Judge
DANKELMAN Gerard (NED)	Side Judge
FRAY-SMITH Ray (GBR)	Side Judge



Results

Name	NOC Code	Time of 1st Pull	Time of 2nd Pull	Cautions	Result
CHINESE TAIPEI	TPE	1:03	0:35	0	3
SWITZERLAND	SUI			0	0

Team Composition

CHINESE TAIPEI

Bib Name	Weight [kg]
CHEN Tzu-Jung	65.60
CHENG Huai-Yun	69.70
HUANG Ting-Yi	70.80
KAO Chia Yi	63.10
KAO Chiaoyi	63.40
LI Ting-Hsuan	76.70
LI Yun-Chi	63.40
TIEN Chia-Jung	64.90
Total:	537.60

SWITZERLAND

Bib Name	Weight [kg]
ARNOLD Claudia	65.30
BEERLI Jessica Klara	62.40
BRAENDLE-ODERMATT Cornelia Elisabet	72.40
HESS Nicole Erika	71.20
JOLLER-ODERMATT Andrea Anna	61.40
KAESLIN Petra Margrit	63.80
ODERMATT Michele Daniela	69.90
ZIEGLER Brigitte Regula	67.90
Total:	534.29

Officials

Name	Function
BRAUNINGER Ralf (GER)	Central Judge
EGGERSCHWILER Marcel (SUI)	Side Judge
EVANS David (GBR)	Side Judge



THE WORLD GAMES
WROCLAW 2017

University of Physical
Education - Multifunctional Hall

SAT 29 JUL 2017
11:15

Tug of War

Women's Indoor 540kg

Preliminary Round, Match 11



Results

Name	NOC Code	Time of 1st Pull	Time of 2nd Pull	Cautions	Result
IRELAND	IRL	0:30	0:33	0	0
SOUTH AFRICA	RSA			0	3

Team Composition

IRELAND

Bib Name	Weight [kg]
BARKER Jennifer	64.90
BRADY Lorraine	64.70
CONNOLLY Jennifer	66.80
DELEMERE Catherine	67.40
DOYLE Anne Marie	63.10
DOYLE Caroline	56.30
GALLAGHER Antoinette	61.10
O' TOOLE Cathy	67.10
Total:	511.40

SOUTH AFRICA

Bib Name	Weight [kg]
de WET Jancke	63.00
RAS Ane	72.00
RAS Rene	63.20
RIX Claudia Berna	69.80
STEYN Leonell	72.30
STOOP Nadine	61.10
TERBLANCHE Catharine Elizabeth Magd	60.60
WILMOT Samantha	71.10
Total:	533.10

Officials

Name	Function
EKLUND Tommy (SWE)	Central Judge
MASUNO Mitsuyo (JPN)	Side Judge
FRAY-SMITH Ray (GBR)	Side Judge

Timing and Results provided by TISSOT



THE WORLD GAMES
WROCLAW 2017

University of Physical
Education - Multifunctional Hall

SAT 29 JUL 2017
11:21

Tug of War

Women's Indoor 540kg

Preliminary Round, Match 12



Results

Name	NOC Code	Time of 1st Pull	Time of 2nd Pull	Cautions	Result
PEOPLE'S REPUBLIC OF CHINA	CHN	1:01	0:33	0	3
NETHERLANDS	NED			0	0

Team Composition

PEOPLE'S REPUBLIC OF CHINA

Bib Name	Weight [kg]
HU Yanli	59.50
LIU Yingying	71.40
QIN Jiao	71.40
SONG Dan	64.90
TIAN Tian	78.60
XU Na	63.00
YAN Chen	62.90
ZHANG Jiaqi	65.50
Total:	537.19

NETHERLANDS

Bib Name	Weight [kg]
BOOGAARD Kim	72.20
BOOGAARD Miranda	66.20
NIEUWLAND Aaltje	64.30
STOKER Grietje	77.20
van der HELM Carolina	61.60
van der HELM Irene	64.00
VERGEER Jolanda	64.40
VROLIJK Anna	65.10
Total:	535.00

Officials

Name	Function
McCARTHY Dan (IRL)	Central Judge
EVANS David (GBR)	Side Judge
DANKELMAN Gerard (NED)	Side Judge

Timing and Results provided by TISSOT



THE WORLD GAMES
WROCLAW 2017

University of Physical
Education - Multifunctional Hall

SAT 29 JUL 2017
11:27

Tug of War

Women's Indoor 540kg

Preliminary Round, Match 13



Results

Name	NOC Code	Time of 1st Pull	Time of 2nd Pull	Cautions	Result
IRELAND	IRL	0:32	0:47	1	0
SWITZERLAND	SUI			0	3

Team Composition

IRELAND

Bib Name	Weight [kg]
BARKER Jennifer	64.90
BRADY Lorraine	64.70
CONNOLLY Jennifer	66.80
DELEMERE Catherine	67.40
DOYLE Anne Marie	63.10
DOYLE Caroline	56.30
GALLAGHER Antoinette	61.10
O' TOOLE Cathy	67.10
Total:	511.40

SWITZERLAND

Bib Name	Weight [kg]
BEERLI Jessica Klara	62.40
BRAENDLE-ODERMATT Cornelia Elisabet	72.40
HESS Nicole Erika	71.20
JOLLER-ODERMATT Andrea Anna	61.40
KAESLIN Petra Margrit	63.80
KISER Melanie Nicole	62.30
ODERMATT Michele Daniela	69.90
ZIEGLER Brigitte Regula	67.90
Total:	531.29

Officials

Name	Function
FRAY-SMITH Ray (GBR)	Central Judge
EKLUND Tommy (SWE)	Side Judge
EGGERSCHWILER Marcel (SUI)	Side Judge

Timing and Results provided by TISSOT



Results

Name	NOC Code	Time of 1st Pull	Time of 2nd Pull	Cautions	Result
CHINESE TAIPEI	TPE	0:20	0:25	0	3
NETHERLANDS	NED			0	0

Team Composition

CHINESE TAIPEI

Bib Name	Weight [kg]
CHEN Tzu-Jung	65.60
CHENG Huai-Yun	69.70
HUANG Ting-Yi	70.80
KAO Chia Yi	63.10
KAO Chiaoyi	63.40
LI Ting-Hsuan	76.70
LI Yun-Chi	63.40
TIEN Chia-Jung	64.90
Total:	537.60

NETHERLANDS

Bib Name	Weight [kg]
BOOGAARD Kim	72.20
BOOGAARD Miranda	66.20
de VRIES Simona	62.50
STOKER Grietje	77.20
van der HELM Carolina	61.60
van der HELM Irene	64.00
VERGEER Jolanda	64.40
VROLIJK Anna	65.10
Total:	533.20

Officials

Name	Function
MASUNO Mitsuyo (JPN)	Central Judge
EVANS David (GBR)	Side Judge
McCARTHY Dan (IRL)	Side Judge



Results

Name	NOC Code	Time of 1st Pull	Time of 2nd Pull	Cautions	Result
PEOPLE'S REPUBLIC OF CHINA	CHN			0	3
SOUTH AFRICA	RSA	0:57	0:36	0	0

Team Composition

PEOPLE'S REPUBLIC OF CHINA

Bib Name	Weight [kg]
HU Yanli	59.50
LIU Yingying	71.40
QIN Jiao	71.40
SONG Dan	64.90
TIAN Tian	78.60
XU Na	63.00
YAN Chen	62.90
ZHANG Jiaqi	65.50
Total:	537.19

SOUTH AFRICA

Bib Name	Weight [kg]
de WET Jancke	63.00
RAS Ane	72.00
RAS Rene	63.20
RIX Claudia Berna	69.80
STEYN Leonell	72.30
STOOP Nadine	61.10
TERBLANCHE Catharine Elizabeth Magd	60.60
WILMOT Samantha	71.10
Total:	533.10

Officials

Name	Function
DANKELMAN Gerard (NED)	Central Judge
EKLUND Tommy (SWE)	Side Judge
FRAY-SMITH Ray (GBR)	Side Judge

RESULTS BOOK



Tug Of War Men's Outdoor 640kg



THE WORLD GAMES
WROCLAW 2017

T+TISSOT
SWISS WATCHES SINCE 1853



Result Summary

As of SUN 30 JUL 2017

Match	Name	NOC Code	Result	NOC Code	Name
SUN 30 JUL 2017					
Preliminary Round Match 1	IRELAND	IRL	1 - 1	NED	NETHERLANDS
Preliminary Round Match 2	SWITZERLAND	SUI	3 - 0	SWE	SWEDEN
Preliminary Round Match 3	GREAT BRITAIN	GBR	3 - 0	GER	GERMANY
Preliminary Round Match 4	NETHERLANDS	NED	0 - 3	SWE	SWEDEN
Preliminary Round Match 5	IRELAND	IRL	0 - 3	GER	GERMANY
Preliminary Round Match 6	SWITZERLAND	SUI	3 - 0	GBR	GREAT BRITAIN
Preliminary Round Match 7	IRELAND	IRL	0 - 3	SWE	SWEDEN
Preliminary Round Match 8	NETHERLANDS	NED	0 - 3	GBR	GREAT BRITAIN
Preliminary Round Match 9	SWITZERLAND	SUI	3 - 0	GER	GERMANY
Preliminary Round Match 10	SWEDEN	SWE	0 - 3	GBR	GREAT BRITAIN
Preliminary Round Match 11	IRELAND	IRL	0 - 3	SUI	SWITZERLAND
Preliminary Round Match 12	NETHERLANDS	NED	0 - 3	GER	GERMANY
Preliminary Round Match 13	IRELAND	IRL	0 - 3	GBR	GREAT BRITAIN
Preliminary Round Match 14	SWEDEN	SWE	3 - 0	GER	GERMANY
Preliminary Round Match 15	NETHERLANDS	NED	0 - 3	SUI	SWITZERLAND
Semifinals Match 1	GREAT BRITAIN	GBR	3 - 0	SWE	SWEDEN
Semifinals Match 2	SWITZERLAND	SUI	3 - 0	GER	GERMANY
Bronze Medal Match	SWEDEN	SWE	0 - 3	GER	GERMANY
Gold Medal Match	GREAT BRITAIN	GBR	2 - 1	SUI	SWITZERLAND



Tournament Summary

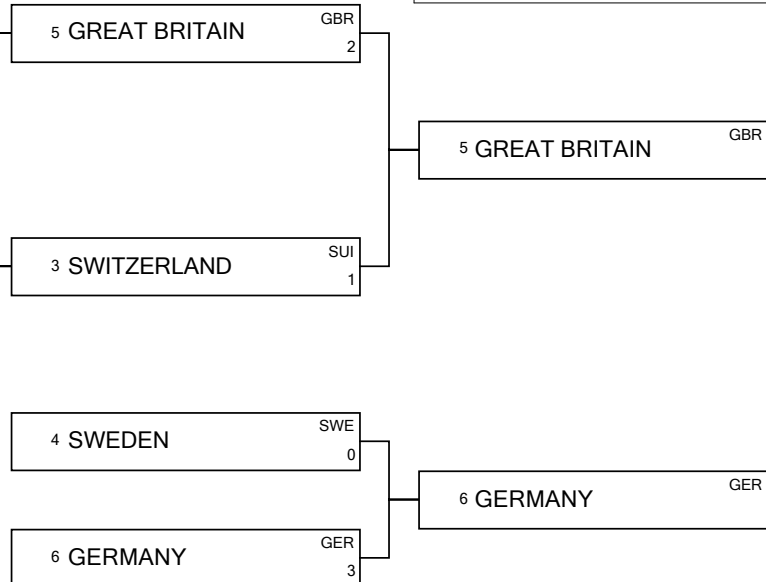
As of SUN 30 JUL 2017

Rank	NOC Code	Name	A	B	C	D	E	F	Games	Wins	Ties	Cautions	Points	Remark
1	SUI	A SWITZERLAND	-	3	3	3	3	3	5	5	0	0	15	Q
2	GBR	B GREAT BRITAIN	0	-	3	3	3	3	5	4	0	5	12	Q
3	SWE	C SWEDEN	0	0	-	3	3	3	5	3	0	4	9	Q
4	GER	D GERMANY	0	0	0	-	3	3	5	2	0	4	6	Q
5	NED	E NETHERLANDS	0	0	0	0	-	1	5	0	1	8	1	
6	IRL	F IRELAND	0	0	0	0	1	-	5	0	1	16	1	

Semifinals



Finals



MEDALLISTS

Gold	GREAT BRITAIN	GBR
Silver	SWITZERLAND	SUI
Bronze	GERMANY	GER



Medallists

As of SUN 30 JUL 2017

GOLD	SILVER	BRONZE
GBR - Great Britain SHANNON Edward PRIME Steven COLLINS Martin EVANS Wayne FIELD David MURPHY Ian CALLCUTT David HOLLAND Edward HAMMERSLEY David DANIELS Ian WEBB John WEBB Adrian MURPHY James	SUI - Switzerland KRAUSE Stefan STEINMAN Beat ROLLI Philipp ROLLI Fabian MUELLER Roman ROLLI Christoph JOLLER Erich ERNI Peter VOGEL Lukas ARNOLD Vinzenz	GER - Germany FIEN Daniel BOEHLER Markus BERL Andreas HUG Markus KLINGELE Manfred HEIMANN Stefan FRANK Patrick BERL Philipp HIGEL Martin FIEN Andreas BROGHAMMER Lucas BARTMANN Eberhard



Results

Name	NOC Code	Time of 1st Pull	Time of 2nd Pull	Time of 3rd Pull	Cautions	Result
SWEDEN	SWE	0:37	0:36			0
GERMANY	GER					3

Team Composition

SWEDEN

Bib	Name	Weight [kg]
	ANDERSSON Simon	83.00
	ERIKSSON Daniel	85.90
	ERIKSSON Morgan	78.00
	FROSTGARD Per	80.50
	LILJA David	71.10
	NYLUND Fredrik	84.40
	SJOBERG Tobias	73.40
	SODERQVIST Klas	78.80
	Total:	635.10

GERMANY

Bib	Name	Weight [kg]
	BERL Philipp	77.30
	BOEHLER Markus	83.10
	BROGHAMMER Lucas	80.50
	FIEN Daniel	81.10
	FRANK Patrick	77.10
	HEIMANN Stefan	74.20
	HIGEL Martin	76.20
	KLINGELE Manfred	85.70
	Total:	635.20

Officials

Name	Function
EVANS David (GBR)	Central Judge
FRAY-SMITH Ray (GBR)	Side Judge
DANKELMAN Gerard (NED)	Side Judge



Results

Name	NOC Code	Time of 1st Pull	Time of 2nd Pull	Time of 3rd Pull	Cautions	Result
GREAT BRITAIN	GBR	2:39	2:07	1:31		2
SWITZERLAND	SUI					1

Team Composition

GREAT BRITAIN

Bib	Name	Weight [kg]
	CALLCUTT David	103.10
	DANIELS Ian	74.10
	EVANS Wayne	73.60 Substitution
	FIELD David	79.10
	HAMMERSLEY David	69.40
	HOLLAND Edward	74.10
	MURPHY James	90.60
	SHANNON Edward	84.00
	WEBB Adrian	64.30
	Total:	638.70

SWITZERLAND

Bib	Name	Weight [kg]
	ARNOLD Vinzenz	83.10
	ERNI Peter	81.50
	JOLLER Erich	79.20
	KRAUSE Stefan	81.50
	ROLLI Christoph	82.30
	ROLLI Fabian	82.80
	ROLLI Philipp	81.50
	VOGEL Lukas	66.30
	Total:	638.20

Officials

Name	Function
McCARTHY Dan (IRL)	Central Judge
EKLUND Tommy (SWE)	Side Judge
BRAUNINGER Ralf (GER)	Side Judge



Results

Name	NOC Code	Time of 1st Pull	Time of 2nd Pull	Time of 3rd Pull	Cautions	Result
GREAT BRITAIN	GBR	1:51	0:36			3
SWEDEN	SWE					0

Team Composition

GREAT BRITAIN

Bib Name	Weight [kg]
CALLCUTT David	103.10
DANIELS Ian	74.10
FIELD David	79.10
HAMMERSLEY David	69.40
HOLLAND Edward	74.10
MURPHY James	90.60
SHANNON Edward	84.00
WEBB Adrian	64.30
Total:	638.70

SWEDEN

Bib Name	Weight [kg]
ANDERSSON Simon	83.00
ERIKSSON Daniel	85.90
ERIKSSON Morgan	78.00
FROSTGARD Per	80.50
LILJA David	71.10
NYLUND Fredrik	84.40
SJOBERG Tobias	73.40
SODERQVIST Klas	78.80
Total:	635.10

Officials

Name	Function
MASUNO Mitsuyo (JPN)	Central Judge
EVANS David (GBR)	Side Judge
BRAUNINGER Ralf (GER)	Side Judge



Results

Name	NOC Code	Time of 1st Pull	Time of 2nd Pull	Time of 3rd Pull	Cautions	Result
SWITZERLAND	SUI	0:32	0:32			3
GERMANY	GER					0

Team Composition

SWITZERLAND

Bib	Name	Weight [kg]
	ARNOLD Vinzenz	83.10
	ERNI Peter	81.50
	JOLLER Erich	79.20
	KRAUSE Stefan	81.50
	ROLLI Christoph	82.30
	ROLLI Fabian	82.80
	ROLLI Philipp	81.50
	VOGEL Lukas	66.30
	Total:	638.20

GERMANY

Bib	Name	Weight [kg]
	BERL Philipp	77.30
	BOEHLER Markus	83.10
	BROGHAMMER Lucas	80.50
	FIEN Daniel	81.10
	FRANK Patrick	77.10
	HEIMANN Stefan	74.20
	HIGEL Martin	76.20
	KLINGELE Manfred	85.70
	Total:	635.20

Officials

Name	Function
EKLUND Tommy (SWE)	Central Judge
FRAY-SMITH Ray (GBR)	Side Judge
DANKELMAN Gerard (NED)	Side Judge



Results

Name	NOC Code	Time of 1st Pull	Time of 2nd Pull	Cautions	Result
IRELAND	IRL	1:25	1:22	3	1
NETHERLANDS	NED			3	1

Team Composition

IRELAND

Bib Name	Weight [kg]
BRADLEY David	79.20
BYRNE Christopher	74.70
EGAN Christopher	75.30
EGAN Gerard	92.50
FAGAN Thomas	77.80
NAUGHTON Damien	76.50
NAUGHTON John	75.90
RYAN Seamus	86.10
Total:	638.00

NETHERLANDS

Bib Name	Weight [kg]
GEERDES Ruud	82.50
HUIRNE Teun	72.30
JANSEN Bjorn	79.90
JANSEN Gerben	83.70
KLUMPERS Jan-Willem	95.90
ROODHART Gerard	77.50
VELTKAMP Arnold	70.50
WANSINK Jan Albert	76.30
Total:	638.60

Officials

Name	Function
FRAY-SMITH Ray (GBR)	Central Judge
MASUNO Mitsuyo (JPN)	Side Judge
McCARTHY Dan (IRL)	Side Judge



Results

Name	NOC Code	Time of 1st Pull	Time of 2nd Pull	Cautions	Result
SWITZERLAND	SUI			0	3
SWEDEN	SWE	1:03	0:39	0	0

Team Composition

SWITZERLAND

Bib Name	Weight [kg]
ARNOLD Vinzenz	83.10
ERNI Peter	81.50
JOLLER Erich	79.20
KRAUSE Stefan	81.50
ROLLI Christoph	82.30
ROLLI Fabian	82.80
ROLLI Philipp	81.50
VOGEL Lukas	66.30
Total:	638.20

SWEDEN

Bib Name	Weight [kg]
ANDERSSON Simon	83.00
ERIKSSON Daniel	85.90
ERIKSSON Morgan	78.00
FROSTGARD Per	80.50
LILJA David	71.10
NYLUND Fredrik	84.40
SJOBERG Tobias	73.40
SODERQVIST Klas	78.80
Total:	635.10

Officials

Name	Function
BRAUNINGER Ralf (GER)	Central Judge
McCARTHY Dan (IRL)	Side Judge
EVANS David (GBR)	Side Judge



Results

Name	NOC Code	Time of 1st Pull	Time of 2nd Pull	Cautions	Result
GREAT BRITAIN	GBR	1:59	1:07	0	3
GERMANY	GER			1	0

Team Composition

GREAT BRITAIN

Bib Name	Weight [kg]
CALLCUTT David	103.10
DANIELS Ian	74.10
FIELD David	79.10
HAMMERSLEY David	69.40
HOLLAND Edward	74.10
MURPHY James	90.60
SHANNON Edward	84.00
WEBB Adrian	64.30
Total:	638.70

GERMANY

Bib Name	Weight [kg]
BERL Philipp	77.30
BOEHLER Markus	83.10
BROGHAMMER Lucas	80.50
FIEN Daniel	81.10
FRANK Patrick	77.10
HEIMANN Stefan	74.20
HIGEL Martin	76.20
KLINGELE Manfred	85.70
Total:	635.20

Officials

Name	Function
DANKELMAN Gerard (NED)	Central Judge
EKLUND Tommy (SWE)	Side Judge
EGGERSCHWILER Marcel (SUI)	Side Judge



Results

Name	NOC Code	Time of 1st Pull	Time of 2nd Pull	Cautions	Result
NETHERLANDS	NED	2:00	0:26	1	0
SWEDEN	SWE			0	3

Team Composition

NETHERLANDS

Bib	Name	Weight [kg]
	GEERDES Ruud	82.50
	HARINK Mathijs	72.20 Substitution
	HUIRNE Teun	72.30
	JANSEN Bjorn	79.90
	JANSEN Gerben	83.70
	KLUMPERS Jan-Willem	95.90
	ROODHART Gerard	77.50
	VELTKAMP Arnold	70.50
	WANSINK Jan Albert	76.30
	Total:	638.60

SWEDEN

Bib	Name	Weight [kg]
	ANDERSSON Simon	83.00
	ERIKSSON Daniel	85.90
	ERIKSSON Morgan	78.00
	FROSTGARD Per	80.50
	LILJA David	71.10
	NYLUND Fredrik	84.40
	SJOBERG Tobias	73.40
	SODERQVIST Klas	78.80
	Total:	635.10

Officials

Name	Function
McCARTHY Dan (IRL)	Central Judge
MASUNO Mitsuyo (JPN)	Side Judge
FRAY-SMITH Ray (GBR)	Side Judge



Results

Name	NOC Code	Time of 1st Pull	Time of 2nd Pull	Cautions	Result
IRELAND	IRL	0:49	1:08	3	0
GERMANY	GER			1	3

Team Composition

IRELAND

Bib Name	Weight [kg]
BRADLEY David	79.20
BYRNE Christopher	74.70
EGAN Christopher	75.30
EGAN Gerard	92.50
FAGAN Thomas	77.80
NAUGHTON Damien	76.50
NAUGHTON John	75.90
RYAN Seamus	86.10
Total:	638.00

GERMANY

Bib Name	Weight [kg]
BERL Philipp	77.30
BOEHLER Markus	83.10
BROGHAMMER Lucas	80.50
FIEN Daniel	81.10
FRANK Patrick	77.10
HEIMANN Stefan	74.20
HIGEL Martin	76.20
KLINGELE Manfred	85.70
Total:	635.20

Officials

Name	Function
EKLUND Tommy (SWE)	Central Judge
DANKELMAN Gerard (NED)	Side Judge
EGGERSCHWILER Marcel (SUI)	Side Judge



Results

Name	NOC Code	Time of 1st Pull	Time of 2nd Pull	Cautions	Result
SWITZERLAND	SUI			0	3
GREAT BRITAIN	GBR	2:11	1:41	1	0

Team Composition

SWITZERLAND

Bib Name	Weight [kg]
ARNOLD Vinzenz	83.10
ERNI Peter	81.50
JOLLER Erich	79.20
KRAUSE Stefan	81.50
ROLLI Christoph	82.30
ROLLI Fabian	82.80
ROLLI Philipp	81.50
VOGEL Lukas	66.30
Total:	638.20

GREAT BRITAIN

Bib Name	Weight [kg]
CALLCUTT David	103.10
DANIELS Ian	74.10
FIELD David	79.10
HAMMERSLEY David	69.40
HOLLAND Edward	74.10
MURPHY James	90.60
SHANNON Edward	84.00
WEBB Adrian	64.30
Total:	638.70

Officials

Name	Function
BRAUNINGER Ralf (GER)	Central Judge
EVANS David (GBR)	Side Judge
McCARTHY Dan (IRL)	Side Judge



Results

Name	NOC Code	Time of 1st Pull	Time of 2nd Pull	Cautions	Result
IRELAND	IRL	1:44	1:08	3	0
SWEDEN	SWE			3	3

Team Composition

IRELAND

Bib	Name	Weight [kg]
	BRADLEY David	79.20
	BYRNE Christopher	74.70
	EGAN Christopher	75.30
	EGAN Gerard	92.50
	FAGAN Thomas	77.80
	HOHEY Patrick	70.50
	NAUGHTON John	75.90
	RYAN Seamus	86.10
	Total:	632.00

SWEDEN

Bib	Name	Weight [kg]
	ANDERSSON Simon	83.00
	ERIKSSON Daniel	85.90
	ERIKSSON Morgan	78.00
	FROSTGARD Per	80.50
	LILJA David	71.10
	NYLUND Fredrik	84.40
	SJOBERG Tobias	73.40
	SODERQVIST Klas	78.80
	Total:	635.10

Officials

Name	Function
MASUNO Mitsuyo (JPN)	Central Judge
DANKELMAN Gerard (NED)	Side Judge
FRAY-SMITH Ray (GBR)	Side Judge



Results

Name	NOC Code	Time of 1st Pull	Time of 2nd Pull	Cautions	Result
NETHERLANDS	NED	2:10	1:19	2	0
GREAT BRITAIN	GBR			2	3

Team Composition

NETHERLANDS

Bib Name	Weight [kg]
GEERDES Ruud	82.50
HARINK Mathijs	72.20
HUIRNE Teun	72.30
JANSEN Gerben	83.70
KLUMPERS Jan-Willem	95.90
ROODHART Gerard	77.50
VELTKAMP Arnold	70.50
WANSINK Jan Albert	76.30
Total:	630.90

GREAT BRITAIN

Bib Name	Weight [kg]
CALLCUTT David	103.10
DANIELS Ian	74.10
FIELD David	79.10
HAMMERSLEY David	69.40
HOLLAND Edward	74.10
MURPHY James	90.60
SHANNON Edward	84.00
WEBB Adrian	64.30
Total:	638.70

Officials

Name	Function
EGGERSCHWILER Marcel (SUI)	Central Judge
EKLUND Tommy (SWE)	Side Judge
DANKELMAN Gerard (NED)	Side Judge



Results

Name	NOC Code	Time of 1st Pull	Time of 2nd Pull	Cautions	Result
SWITZERLAND	SUI	0:41	0:36	0	3
GERMANY	GER			0	0

Team Composition

SWITZERLAND

Bib Name	Weight [kg]
ARNOLD Vinzenz	83.10
ERNI Peter	81.50
JOLLER Erich	79.20
KRAUSE Stefan	81.50
ROLLI Christoph	82.30
ROLLI Fabian	82.80
ROLLI Philipp	81.50
VOGEL Lukas	66.30
Total:	638.20

GERMANY

Bib Name	Weight [kg]
BERL Philipp	77.30
BOEHLER Markus	83.10
BROGHAMMER Lucas	80.50
FIEN Daniel	81.10
FRANK Patrick	77.10
HEIMANN Stefan	74.20
HIGEL Martin	76.20
KLINGELE Manfred	85.70
Total:	635.20

Officials

Name	Function
EVANS David (GBR)	Central Judge
BRAUNINGER Ralf (GER)	Side Judge
FRAY-SMITH Ray (GBR)	Side Judge



Results

Name	NOC Code	Time of 1st Pull	Time of 2nd Pull	Cautions	Result
SWEDEN	SWE	1:17	0:30	1	0
GREAT BRITAIN	GBR			0	3

Team Composition

SWEDEN

Bib Name	Weight [kg]
ANDERSSON Simon	83.00
ERIKSSON Daniel	85.90
ERIKSSON Morgan	78.00
FROSTGARD Per	80.50
LILJA David	71.10
NYLUND Fredrik	84.40
SJOBERG Tobias	73.40
SODERQVIST Klas	78.80
Total:	635.10

GREAT BRITAIN

Bib Name	Weight [kg]
CALLCUTT David	103.10
DANIELS Ian	74.10
FIELD David	79.10
HAMMERSLEY David	69.40
HOLLAND Edward	74.10
MURPHY James	90.60
SHANNON Edward	84.00
WEBB Adrian	64.30
Total:	638.70

Officials

Name	Function
MASUNO Mitsuyo (JPN)	Central Judge
McCARTHY Dan (IRL)	Side Judge
FRAY-SMITH Ray (GBR)	Side Judge



Results

Name	NOC Code	Time of 1st Pull	Time of 2nd Pull	Cautions	Result
IRELAND	IRL	1:54	0:51	3	0
SWITZERLAND	SUI			0	3

Team Composition

IRELAND

Bib	Name	Weight [kg]
	BRADLEY David	79.20
	BYRNE Christopher	74.70
	EGAN Christopher	75.30
	EGAN Gerard	92.50
	FAGAN Thomas	77.80
	HOHEY Patrick	70.50
	NAUGHTON John	75.90
	RYAN Seamus	86.10
	Total:	632.00

SWITZERLAND

Bib	Name	Weight [kg]
	ARNOLD Vinzenz	83.10
	ERNI Peter	81.50
	JOLLER Erich	79.20
	KRAUSE Stefan	81.50
	ROLLI Christoph	82.30
	ROLLI Fabian	82.80
	ROLLI Philipp	81.50
	VOGEL Lukas	66.30
	Total:	638.20

Officials

Name	Function
EKLUND Tommy (SWE)	Central Judge
DANKELMAN Gerard (NED)	Side Judge
EGGERSCHWILER Marcel (SUI)	Side Judge



Results

Name	NOC Code	Time of 1st Pull	Time of 2nd Pull	Cautions	Result
NETHERLANDS	NED	2:07	1:04	2	0
GERMANY	GER			0	3

Team Composition

NETHERLANDS

Bib Name	Weight [kg]
GEERDES Ruud	82.50
HARINK Mathijs	72.20
HUIRNE Teun	72.30
JANSEN Gerben	83.70
KLUMPERS Jan-Willem	95.90
ROODHART Gerard	77.50
VELTKAMP Arnold	70.50
WANSINK Jan Albert	76.30
Total:	630.90

GERMANY

Bib Name	Weight [kg]
BERL Philipp	77.30
BOEHLER Markus	83.10
BROGHAMMER Lucas	80.50
FIEN Daniel	81.10
FRANK Patrick	77.10
HEIMANN Stefan	74.20
HIGEL Martin	76.20
KLINGELE Manfred	85.70
Total:	635.20

Officials

Name	Function
EVANS David (GBR)	Central Judge
BRAUNINGER Ralf (GER)	Side Judge
McCARTHY Dan (IRL)	Side Judge



Results

Name	NOC Code	Time of 1st Pull	Time of 2nd Pull	Cautions	Result
IRELAND	IRL	1:39	1:08	4	0
GREAT BRITAIN	GBR			2	3

Team Composition

IRELAND

Bib Name	Weight [kg]
BRADLEY David	79.20
BYRNE Christopher	74.70
EGAN Christopher	75.30
EGAN Gerard	92.50
FAGAN Thomas	77.80
HOHEY Patrick	70.50
NAUGHTON John	75.90
RYAN Seamus	86.10
Total:	631.96

GREAT BRITAIN

Bib Name	Weight [kg]
CALLCUTT David	103.10
DANIELS Ian	74.10
FIELD David	79.10
HAMMERSLEY David	69.40
HOLLAND Edward	74.10
MURPHY James	90.60
SHANNON Edward	84.00
WEBB Adrian	64.30
Total:	638.70

Officials

Name	Function
MASUNO Mitsuyo (JPN)	Central Judge
McCARTHY Dan (IRL)	Side Judge
EKLUND Tommy (SWE)	Side Judge



Results

Name	NOC Code	Time of 1st Pull	Time of 2nd Pull	Cautions	Result
SWEDEN	SWE	0:28	0:33	0	3
GERMANY	GER			2	0

Team Composition

SWEDEN

Bib Name	Weight [kg]
ANDERSSON Simon	83.00
ERIKSSON Daniel	85.90
ERIKSSON Morgan	78.00
FROSTGARD Per	80.50
LILJA David	71.10
NYLUND Fredrik	84.40
SJOBERG Tobias	73.40
SODERQVIST Klas	78.80
Total:	635.10

GERMANY

Bib Name	Weight [kg]
BERL Philipp	77.30
BOEHLER Markus	83.10
BROGHAMMER Lucas	80.50
FIEN Daniel	81.10
FRANK Patrick	77.10
HEIMANN Stefan	74.20
HIGEL Martin	76.20
KLINGELE Manfred	85.70
Total:	635.20

Officials

Name	Function
EGGERSCHWILER Marcel (SUI)	Central Judge
DANKELMAN Gerard (NED)	Side Judge
EKLUND Tommy (SWE)	Side Judge



Results

Name	NOC Code	Time of 1st Pull	Time of 2nd Pull	Cautions	Result
NETHERLANDS	NED	0:55	0:26	1	0
SWITZERLAND	SUI			0	3

Team Composition

NETHERLANDS

Bib Name	Weight [kg]
GEERDES Ruud	82.50
HARINK Mathijs	72.20
HUIRNE Teun	72.30
JANSEN Gerben	83.70
KLUMPERS Jan-Willem	95.90
ROODHART Gerard	77.50
VELTKAMP Arnold	70.50
WANSINK Jan Albert	76.30
Total:	630.90

SWITZERLAND

Bib Name	Weight [kg]
ARNOLD Vinzenz	83.10
ERNI Peter	81.50
JOLLER Erich	79.20
KRAUSE Stefan	81.50
ROLLI Christoph	82.30
ROLLI Fabian	82.80
ROLLI Philipp	81.50
VOGEL Lukas	66.30
Total:	638.20

Officials

Name	Function
BRAUNINGER Ralf (GER)	Central Judge
FRAY-SMITH Ray (GBR)	Side Judge
EVANS David (GBR)	Side Judge

RESULTS BOOK



Tug Of War Men's Outdoor 700kg



THE WORLD GAMES
WROCLAW 2017

T+TISSOT
SWISS WATCHES SINCE 1853



Result Summary

As of SAT 29 JUL 2017

Match	Name	NOC Code	Result	NOC Code	Name
SAT 29 JUL 2017					
Preliminary Round Match 1	NETHERLANDS	NED	3 - 0	GER	GERMANY
Preliminary Round Match 2	BELGIUM	BEL	0 - 3	GBR	GREAT BRITAIN
Preliminary Round Match 3	SWITZERLAND	SUI	3 - 0	SWE	SWEDEN
Preliminary Round Match 4	GERMANY	GER	1 - 1	GBR	GREAT BRITAIN
Preliminary Round Match 5	NETHERLANDS	NED	3 - 0	SWE	SWEDEN
Preliminary Round Match 6	BELGIUM	BEL	0 - 3	SUI	SWITZERLAND
Preliminary Round Match 7	NETHERLANDS	NED	1 - 1	GBR	GREAT BRITAIN
Preliminary Round Match 8	GERMANY	GER	0 - 3	SUI	SWITZERLAND
Preliminary Round Match 9	BELGIUM	BEL	1 - 1	SWE	SWEDEN
Preliminary Round Match 10	GREAT BRITAIN	GBR	0 - 3	SUI	SWITZERLAND
Preliminary Round Match 11	NETHERLANDS	NED	3 - 0	BEL	BELGIUM
Preliminary Round Match 12	GERMANY	GER	3 - 0	SWE	SWEDEN
Preliminary Round Match 13	NETHERLANDS	NED	0 - 3	SUI	SWITZERLAND
Preliminary Round Match 14	GREAT BRITAIN	GBR	3 - 0	SWE	SWEDEN
Preliminary Round Match 15	GERMANY	GER	0 - 3	BEL	BELGIUM
Semifinals Match 1	SWITZERLAND	SUI	3 - 0	BEL	BELGIUM
Semifinals Match 2	NETHERLANDS	NED	3 - 0	GBR	GREAT BRITAIN
Bronze Medal Match	BELGIUM	BEL	0 - 3	GBR	GREAT BRITAIN
Gold Medal Match	SWITZERLAND	SUI	3 - 0	NED	NETHERLANDS

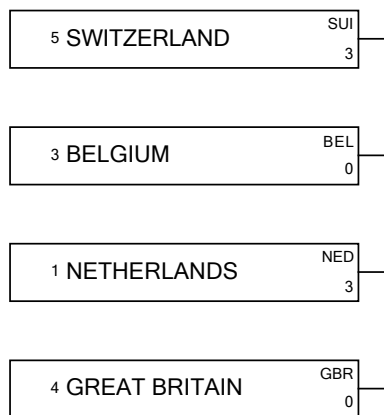


Tournament Summary

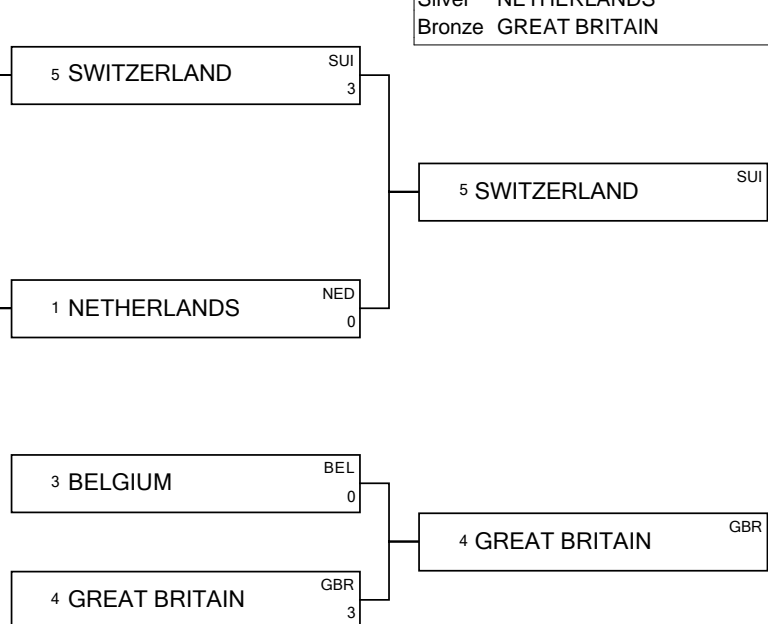
As of SUN 30 JUL 2017

Rank	NOC Code	Name	A	B	C	D	E	F	Games	Wins	Ties	Cautions	Points	Remark
1	SUI	A SWITZERLAND	-	3	3	3	3	3	5	5	0	0	15	Q
2	NED	B NETHERLANDS	0	-	1	3	3	3	5	3	1	3	10	Q
3	GBR	C GREAT BRITAIN	0	1	-	3	1	3	5	2	2	2	8	Q
4	BEL	D BELGIUM	0	0	0	-	3	1	5	1	1	8	4	Q
5	GER	E GERMANY	0	0	1	0	-	3	5	1	1	4	4	
6	SWE	F SWEDEN	0	0	0	1	0	-	5	0	1	4	1	

Semifinals



Finals



MEDALLISTS

Gold	SWITZERLAND	SUI
Silver	NETHERLANDS	NED
Bronze	GREAT BRITAIN	GBR



Medallists

As of SAT 29 JUL 2017

GOLD	SILVER	BRONZE
SUI - Switzerland ARNOLD Vinzenz JOLLER Peter ROLLI Philipp ROLLI Fabian ROLLI Christoph JOLLER Erich KRAUSE Stefan ERNI Peter	NED - Netherlands WAGENMANS Vincent UILENREEF Gerrit BOERSTOEL Robin NIEUWENHUIS Jeroen van de BERG Dirk SCHUTTE Gerbert BIJENHOF Gerrit GROOT NUELEND Stefan TE LUGGENHORST Gerrit HOFF Gerolph van der VELDE Jelle BARTELS Johannes	GBR - Great Britain SHEPPARD Justin DEWSBERRY James LEE William PRIME Steven MURPHY James BOWYER David MURPHY Ian ROBINSON Ian WHEELER Aidan WEBB John LEE Tim JARRAM Leonard ROBINSON Lee



Results

Name	NOC Code	Time of 1st Pull	Time of 2nd Pull	Time of 3rd Pull	Cautions	Result
BELGIUM	BEL	2:28	1:24			0
GREAT BRITAIN	GBR					3

Team Composition

BELGIUM

Bib Name	Weight [kg]
BROECKX Wim	95.40
de SCHUTTER Wim	80.50
HENDRICKX Jan Albert	85.20
JANSSENS Willy	97.20
MERTENS Luc	84.60
MERTENS Raf	81.50
SCHUERMANS Johnny	89.30
VERMEIREN Joris	79.00
Total:	692.70

GREAT BRITAIN

Bib Name	Weight [kg]
BOWYER David	84.80
DEWSBERRY James	86.70
JARRAM Leonard	83.70
LEE William	93.40
MURPHY James	90.60
ROBINSON Ian	78.80
ROBINSON Lee	85.60
SHEPPARD Justin	93.70
Total:	697.30

Officials

Name	Function
EGGERSCHWILER Marcel (SUI)	Central Judge
McCARTHY Dan (IRL)	Side Judge
MASUNO Mitsuyo (JPN)	Side Judge



Results

Name	NOC Code	Time of 1st Pull	Time of 2nd Pull	Time of 3rd Pull	Cautions	Result
SWITZERLAND	SUI	1:52	0:55			3
NETHERLANDS	NED					0

Team Composition

SWITZERLAND

Bib	Name	Weight [kg]
	ARNOLD Vinzenz	83.10
	ERNI Peter	81.50
	JOLLER Erich	79.20
	JOLLER Peter	81.50
	KRAUSE Stefan	81.50
	ROLLI Christoph	82.30
	ROLLI Fabian	82.80
	ROLLI Philipp	81.50
	Total:	653.40

NETHERLANDS

Bib	Name	Weight [kg]
	BARTELS Johannes	90.70
	BIJENHOF Gerrit	90.30
	BOERSTOEL Robin	80.70
	HOFF Gerolph	95.50
	NIEUWENHUIS Jeroen	79.60
	SCHUTTE Gerbert	86.40
	UILENREEF Gerrit	83.60
	WAGENMANS Vincent	84.00
	Total:	690.80

Officials

Name	Function
BRAUNINGER Ralf (GER)	Central Judge
McCARTHY Dan (IRL)	Chief Judge
EKLUND Tommy (SWE)	Side Judge



Results

Name	NOC Code	Time of 1st Pull	Time of 2nd Pull	Time of 3rd Pull	Cautions	Result
SWITZERLAND	SUI	0:36	0:45			3
BELGIUM	BEL					0

Team Composition

SWITZERLAND

Bib	Name	Weight [kg]
	ARNOLD Vinzenz	83.10
	ERNI Peter	81.50
	JOLLER Erich	79.20
	JOLLER Peter	81.50
	KRAUSE Stefan	81.50
	ROLLI Christoph	82.30
	ROLLI Fabian	82.80
	ROLLI Philipp	81.50
	Total:	653.40

BELGIUM

Bib	Name	Weight [kg]
	BROECKX Wim	95.40
	de SCHUTTER Wim	80.50
	HENDRICKX Jan Albert	85.20
	JANSSENS Willy	97.20
	MERTENS Luc	84.60
	MERTENS Raf	81.50
	SCHUERMANS Johny	89.30
	VERMEIREN Joris	79.00
	Total:	692.70

Officials

Name	Function
EKLUND Tommy (SWE)	Central Judge
BRAUNINGER Ralf (GER)	Side Judge
DANKELMAN Gerard (NED)	Side Judge



Results

Name	NOC Code	Time of 1st Pull	Time of 2nd Pull	Time of 3rd Pull	Cautions	Result
NETHERLANDS	NED					3
GREAT BRITAIN	GBR	2:17	0:33			0

Team Composition

NETHERLANDS

Bib	Name	Weight [kg]
	BARTELS Johannes	90.70
	BIJENHOF Gerrit	90.30
	BOERSTOEL Robin	80.70
	HOFF Gerolph	95.50
	NIEUWENHUIS Jeroen	79.60
	SCHUTTE Gerbert	86.40
	UILENREEF Gerrit	83.60
	WAGENMANS Vincent	84.00
Total:		690.80

GREAT BRITAIN

Bib	Name	Weight [kg]
	BOWYER David	84.80
	DEWSBERRY James	86.70
	JARRAM Leonard	83.70
	LEE William	93.40
	MURPHY James	90.60
	ROBINSON Ian	78.80
	ROBINSON Lee	85.60
	SHEPPARD Justin	93.70
Total:		697.30

Officials

Name	Function
McCARTHY Dan (IRL)	Central Judge
EGGERSCHWILER Marcel (SUI)	Side Judge
MASUNO Mitsuyo (JPN)	Side Judge



Results

Name	NOC Code	Time of 1st Pull	Time of 2nd Pull	Cautions	Result
NETHERLANDS	NED	1:06	0:44	0	3
GERMANY	GER			1	0

Team Composition

NETHERLANDS

Bib Name	Weight [kg]
BARTELS Johannes	90.70
BIJENHOF Gerrit	90.30
BOERSTOEL Robin	80.70
HOFF Gerolph	95.50
NIEUWENHUIS Jeroen	79.60
SCHUTTE Gerbert	86.40
UILENREEF Gerrit	83.60
WAGENMANS Vincent	84.00
Total:	690.80

GERMANY

Bib Name	Weight [kg]
BARTMANN Christian	76.60
BECKERT Christoph	81.70
EGG Christian	81.30
FRIESS Markus	95.80
REISACHER Andreas	85.10
SCHINDLER Martin	83.10
WALCHER Johannes	91.00
WEGMANN Wolfgang	81.10
Total:	675.70

Officials

Name	Function
FRAY-SMITH Ray (GBR)	Central Judge
EVANS David (GBR)	Side Judge
DANKELMAN Gerard (NED)	Side Judge



Results

Name	NOC Code	Time of 1st Pull	Time of 2nd Pull	Cautions	Result
BELGIUM	BEL			2	0
GREAT BRITAIN	GBR	1:06	1:22	0	3

Team Composition

BELGIUM

Bib Name	Weight [kg]
BROECKX Wim	95.40
de SCHUTTER Wim	80.50
HENDRICKX Jan Albert	85.20
JANSSENS Willy	97.20
MERTENS Luc	84.60
MERTENS Raf	81.50
SCHUERMANS Johny	89.30
SMETS Lef	79.60
Total:	693.30

GREAT BRITAIN

Bib Name	Weight [kg]
BOWYER David	84.80
DEWSBERRY James	86.70
JARRAM Leonard	83.70
LEE William	93.40
MURPHY James	90.60
ROBINSON Ian	78.80
ROBINSON Lee	85.60
SHEPPARD Justin	93.70
Total:	697.30

Officials

Name	Function
EKLUND Tommy (SWE)	Central Judge
McCARTHY Dan (IRL)	Side Judge
BRAUNINGER Ralf (GER)	Side Judge



Results

Name	NOC Code	Time of 1st Pull	Time of 2nd Pull	Cautions	Result
SWITZERLAND	SUI			0	3
SWEDEN	SWE	1:47	1:25	1	0

Team Composition

SWITZERLAND

Bib	Name	Weight [kg]
	ARNOLD Vinzenz	83.10
	ERNI Peter	81.50
	JOLLER Erich	79.20
	JOLLER Peter	81.50
	KRAUSE Stefan	81.50
	ROLLI Christoph	82.30
	ROLLI Fabian	82.80
	ROLLI Philipp	81.50
	Total:	653.40

SWEDEN

Bib	Name	Weight [kg]
	ANDERSSON Simon	83.00
	ERIKSSON Daniel	85.90
	ERIKSSON Morgan	78.00
	FROSTGARD Per	80.50
	NYLUND Fredrik	84.40
	SJODEN Joel	88.40
	SODERQVIST Klas	78.80
	WIKBERG Mikael	88.50
	Total:	667.50

Officials

Name	Function
MASUNO Mitsuyo (JPN)	Central Judge
EGGERSCHWILER Marcel (SUI)	Side Judge
EVANS David (GBR)	Side Judge



Results

Name	NOC Code	Time of 1st Pull	Time of 2nd Pull	Cautions	Result
GERMANY	GER	1:43	1:07	1	1
GREAT BRITAIN	GBR			0	1

Team Composition

GERMANY

Bib Name	Weight [kg]
BARTMANN Christian	76.60
BECKERT Christoph	81.70
EGG Christian	81.30
FRIESS Markus	95.80
REISACHER Andreas	85.10
SCHINDLER Martin	83.10
WALCHER Johannes	91.00
WEGMANN Wolfgang	81.10
Total:	675.70

GREAT BRITAIN

Bib Name	Weight [kg]
BOWYER David	84.80
DEWSBERRY James	86.70
JARRAM Leonard	83.70
LEE William	93.40
MURPHY James	90.60
ROBINSON Ian	78.80
ROBINSON Lee	85.60
SHEPPARD Justin	93.70
Total:	697.30

Officials

Name	Function
DANKELMAN Gerard (NED)	Central Judge
McCARTHY Dan (IRL)	Side Judge
FRAY-SMITH Ray (GBR)	Side Judge



Results

Name	NOC Code	Time of 1st Pull	Time of 2nd Pull	Cautions	Result
NETHERLANDS	NED	1:40	1:11	0	3
SWEDEN	SWE			0	0

Team Composition

NETHERLANDS

Bib Name	Weight [kg]
BARTELS Johannes	90.70
BIJENHOF Gerrit	90.30
BOERSTOEL Robin	80.70
HOFF Gerolph	95.50
NIEUWENHUIS Jeroen	79.60
SCHUTTE Gerbert	86.40
UILENREEF Gerrit	83.60
WAGENMANS Vincent	84.00
Total:	690.80

SWEDEN

Bib Name	Weight [kg]
ANDERSSON Simon	83.00
ERIKSSON Daniel	85.90
ERIKSSON Morgan	78.00
FROSTGARD Per	80.50
NYLUND Fredrik	84.40
SJODEN Joel	88.40
SODERQVIST Klas	78.80
WIKBERG Mikael	88.50
Total:	667.50

Officials

Name	Function
BRAUNINGER Ralf (GER)	Central Judge
EKLUND Tommy (SWE)	Side Judge
EVANS David (GBR)	Side Judge



Results

Name	NOC Code	Time of 1st Pull	Time of 2nd Pull	Cautions	Result
BELGIUM	BEL	0:50	1:53	2	0
SWITZERLAND	SUI			0	3

Team Composition

BELGIUM

Bib	Name	Weight [kg]
	BROECKX Wim	95.40
	de SCHUTTER Wim	80.50
	HENDRICKX Jan Albert	85.20
	JANSSENS Willy	97.20
	MERTENS Luc	84.60
	MERTENS Raf	81.50
	SCHUERMANS Johny	89.30
	SMETS Lef	79.60
Total:		693.30

SWITZERLAND

Bib	Name	Weight [kg]
	ARNOLD Vinzenz	83.10
	ERNI Peter	81.50
	JOLLER Erich	79.20
	JOLLER Peter	81.50
	KRAUSE Stefan	81.50
	ROLLI Christoph	82.30
	ROLLI Fabian	82.80
	ROLLI Philipp	81.50
Total:		653.40

Officials

Name	Function
MASUNO Mitsuyo (JPN)	Central Judge
EGGERSCHWILER Marcel (SUI)	Side Judge
FRAY-SMITH Ray (GBR)	Side Judge



Results

Name	NOC Code	Time of 1st Pull	Time of 2nd Pull	Cautions	Result
NETHERLANDS	NED	1:22	1:44	0	1
GREAT BRITAIN	GBR			2	1

Team Composition

NETHERLANDS

Bib Name	Weight [kg]
BARTELS Johannes	90.70
BIJENHOF Gerrit	90.30
BOERSTOEL Robin	80.70
HOFF Gerolph	95.50
NIEUWENHUIS Jeroen	79.60
SCHUTTE Gerbert	86.40
UILENREEF Gerrit	83.60
WAGENMANS Vincent	84.00
Total:	690.80

GREAT BRITAIN

Bib Name	Weight [kg]
BOWYER David	84.80
DEWSBERRY James	86.70
JARRAM Leonard	83.70
LEE William	93.40
MURPHY James	90.60
ROBINSON Ian	78.80
ROBINSON Lee	85.60
SHEPPARD Justin	93.70
Total:	697.30

Officials

Name	Function
EVANS David (GBR)	Central Judge
EKLUND Tommy (SWE)	Side Judge
DANKELMAN Gerard (NED)	Side Judge



Results

Name	NOC Code	Time of 1st Pull	Time of 2nd Pull	Cautions	Result
GERMANY	GER	1:18	0:40	0	0
SWITZERLAND	SUI			0	3

Team Composition

GERMANY

Bib Name	Weight [kg]
BARTMANN Christian	76.60
BECKERT Christoph	81.70
EGG Christian	81.30
FRIESS Markus	95.80
REISACHER Andreas	85.10
SCHINDLER Martin	83.10
WALCHER Johannes	91.00
WEGMANN Wolfgang	81.10
Total:	675.70

SWITZERLAND

Bib Name	Weight [kg]
ARNOLD Vinzenz	83.10
ERNI Peter	81.50
JOLLER Erich	79.20
JOLLER Peter	81.50
KRAUSE Stefan	81.50
ROLLI Christoph	82.30
ROLLI Fabian	82.80
ROLLI Philipp	81.50
Total:	653.40

Officials

Name	Function
McCARTHY Dan (IRL)	Central Judge
FRAY-SMITH Ray (GBR)	Side Judge
MASUNO Mitsuyo (JPN)	Side Judge



Results

Name	NOC Code	Time of 1st Pull	Time of 2nd Pull	Cautions	Result
BELGIUM	BEL	2:21	2:19	1	1
SWEDEN	SWE			0	1

Team Composition

BELGIUM

Bib Name	Weight [kg]
BROECKX Wim	95.40
de SCHUTTER Wim	80.50
HENDRICKX Jan Albert	85.20
JANSSENS Willy	97.20
MERTENS Luc	84.60
MERTENS Raf	81.50
SCHUERMANS Johny	89.30
SMETS Lef	79.60
Total:	693.30

SWEDEN

Bib Name	Weight [kg]
ANDERSSON Simon	83.00
ERIKSSON Daniel	85.90
ERIKSSON Morgan	78.00
FROSTGARD Per	80.50
NYLUND Fredrik	84.40
SJODEN Joel	88.40
SODERQVIST Klas	78.80
WIKBERG Mikael	88.50
Total:	667.50

Officials

Name	Function
EGGERSCHWILER Marcel (SUI)	Central Judge
MASUNO Mitsuyo (JPN)	Side Judge
BRAUNINGER Ralf (GER)	Side Judge



Results

Name	NOC Code	Time of 1st Pull	Time of 2nd Pull	Cautions	Result
GREAT BRITAIN	GBR	1:19	1:04	0	0
SWITZERLAND	SUI			0	3

Team Composition

GREAT BRITAIN

Bib	Name	Weight [kg]
	BOWYER David	84.80
	DEWSBERRY James	86.70
	JARRAM Leonard	83.70
	LEE William	93.40
	MURPHY James	90.60
	ROBINSON Ian	78.80
	ROBINSON Lee	85.60
	SHEPPARD Justin	93.70
Total:		697.30

SWITZERLAND

Bib	Name	Weight [kg]
	ARNOLD Vinzenz	83.10
	ERNI Peter	81.50
	JOLLER Erich	79.20
	JOLLER Peter	81.50
	KRAUSE Stefan	81.50
	ROLLI Christoph	82.30
	ROLLI Fabian	82.80
	ROLLI Philipp	81.50
Total:		653.40

Officials

Name	Function
DANKELMAN Gerard (NED)	Central Judge
EVANS David (GBR)	Side Judge
FRAY-SMITH Ray (GBR)	Side Judge



Results

Name	NOC Code	Time of 1st Pull	Time of 2nd Pull	Cautions	Result
NETHERLANDS	NED	1:26	2:00	0	3
BELGIUM	BEL			3	0

Team Composition

NETHERLANDS

Bib Name	Weight [kg]
BARTELS Johannes	90.70
BIJENHOF Gerrit	90.30
BOERSTOEL Robin	80.70
HOFF Gerolph	95.50
NIEUWENHUIS Jeroen	79.60
SCHUTTE Gerbert	86.40
UILENREEF Gerrit	83.60
WAGENMANS Vincent	84.00
Total:	690.80

BELGIUM

Bib Name	Weight [kg]
BROECKX Wim	95.40
de SCHUTTER Wim	80.50
HENDRICKX Jan Albert	85.20
JANSSENS Willy	97.20
MERTENS Luc	84.60
MERTENS Raf	81.50
SCHUERMANS Johny	89.30
VERMEIREN Joris	79.00
Total:	692.70

Officials

Name	Function
EKLUND Tommy (SWE)	Central Judge
BRAUNINGER Ralf (GER)	Side Judge
McCARTHY Dan (IRL)	Side Judge



Results

Name	NOC Code	Time of 1st Pull	Time of 2nd Pull	Cautions	Result
GERMANY	GER	2:16	0:59	2	3
SWEDEN	SWE			3	0

Team Composition

GERMANY

Bib Name	Weight [kg]
BARTMANN Christian	76.60
BECKERT Christoph	81.70
EGG Christian	81.30
FRIESS Markus	95.80
REISACHER Andreas	85.10
SCHINDLER Martin	83.10
WALCHER Johannes	91.00
WEGMANN Wolfgang	81.10
Total:	675.70

SWEDEN

Bib Name	Weight [kg]
ANDERSSON Simon	83.00
ERIKSSON Daniel	85.90
ERIKSSON Morgan	78.00
FROSTGARD Per	80.50
NYLUND Fredrik	84.40
PETTERSSON Tobias	83.80
SJODEN Joel	88.40
SODERQVIST Klas	78.80
Total:	662.80

Officials

Name	Function
EGGERSCHWILER Marcel (SUI)	Central Judge
MASUNO Mitsuyo (JPN)	Side Judge
EVANS David (GBR)	Side Judge



Results

Name	NOC Code	Time of 1st Pull	Time of 2nd Pull	Cautions	Result
NETHERLANDS	NED	1:26	0:57	3	0
SWITZERLAND	SUI			0	3

Team Composition

NETHERLANDS

Bib Name	Weight [kg]
BARTELS Johannes	90.70
BIJENHOF Gerrit	90.30
BOERSTOEL Robin	80.70
HOFF Gerolph	95.50
NIEUWENHUIS Jeroen	79.60
SCHUTTE Gerbert	86.40
UILENREEF Gerrit	83.60
WAGENMANS Vincent	84.00
Total:	690.80

SWITZERLAND

Bib Name	Weight [kg]
ARNOLD Vinzenz	83.10
ERNI Peter	81.50
JOLLER Erich	79.20
JOLLER Peter	81.50
KRAUSE Stefan	81.50
ROLLI Christoph	82.30
ROLLI Fabian	82.80
ROLLI Philipp	81.50
Total:	653.40

Officials

Name	Function
FRAY-SMITH Ray (GBR)	Central Judge
DANKELMAN Gerard (NED)	Side Judge
EKLUND Tommy (SWE)	Side Judge



Results

Name	NOC Code	Time of 1st Pull	Time of 2nd Pull	Cautions	Result
GREAT BRITAIN	GBR			0	3
SWEDEN	SWE	1:24	1:22	2	0

Team Composition

GREAT BRITAIN

Bib Name	Weight [kg]
BOWYER David	84.80
DEWSBERRY James	86.70
JARRAM Leonard	83.70
LEE William	93.40
MURPHY James	90.60
ROBINSON Ian	78.80
ROBINSON Lee	85.60
SHEPPARD Justin	93.70
Total:	697.30

SWEDEN

Bib Name	Weight [kg]
ANDERSSON Simon	83.00
ERIKSSON Daniel	85.90
ERIKSSON Morgan	78.00
FROSTGARD Per	80.50
NYLUND Fredrik	84.40
SJODEN Joel	88.40
SODERQVIST Klas	78.80
WIKBERG Mikael	88.50
Total:	667.50

Officials

Name	Function
BRAUNINGER Ralf (GER)	Central Judge
EVANS David (GBR)	Side Judge
McCARTHY Dan (IRL)	Side Judge



Results

Name	NOC Code	Time of 1st Pull	Time of 2nd Pull	Cautions	Result
GERMANY	GER	2:39	1:13	2	0
BELGIUM	BEL			3	3

Team Composition


GERMANY

Bib Name	Weight [kg]
BARTMANN Christian	76.60
BECKERT Christoph	81.70
EGG Christian	81.30
FRIESS Markus	95.80
REISACHER Andreas	85.10
SCHINDLER Martin	83.10
WALCHER Johannes	91.00
WEGMANN Wolfgang	81.10
Total:	675.70

BELGIUM

Bib Name	Weight [kg]
BROECKX Wim	95.40
de SCHUTTER Wim	80.50
HENDRICKX Jan Albert	85.20
JANSSENS Willy	97.20
MERTENS Luc	84.60
MERTENS Raf	81.50
SCHUERMANS Johny	89.30
VERMEIREN Joris	79.00
Total:	692.70

RESULTS BOOK



Water Skiing



THE WORLD GAMES
WROCLAW 2017

T+TISSOT
SWISS WATCHES SINCE 1853

RESULTS BOOK

TABLE OF CONTENT

38	Water Skiing	2207
38.1	Table of Contents	2208
38.2	Number of Entries by NOC	2211
38.3	Medallists by Event	2212
38.4	Medal Standings	2213
38.5	Men's Trick	2214
38.5.1	Round Summary	2215
38.5.2	Medallists	2216
38.5.3	Final	2217
38.5.3.1	Results	2217
38.5.4	Preliminary Round	2218
38.5.4.1	Results	2218
38.6	Men's Slalom	2219
38.6.1	Round Summary	2220
38.6.2	Medallists	2221
38.6.3	Final	2222
38.6.3.1	Results	2222
38.6.4	Preliminary Round	2223
38.6.4.1	Results	2223
38.7	Men's Jump	2224
38.7.1	Round Summary	2225
38.7.2	Medallists	2226
38.7.3	Final	2227
38.7.3.1	Results	2227
38.7.4	Preliminary Round	2228
38.7.4.1	Results	2228
38.8	Men's Wakeboard Freestyle	2229
38.8.1	Round Summary	2230





38.8.2	Medallists	2231
38.8.3	Final	2232
38.8.3.1	Results	2232
38.8.4	Semifinals	2233
38.8.4.1	Results Summary	2233
38.8.5	Last Chance Qualifiers	2234
38.8.5.1	Results Summary	2234
38.8.6	Quarterfinals	2235
38.8.6.1	Results Summary	2235
38.9	Women's Trick	2236
38.9.1	Round Summary	2237
38.9.2	Medallists	2238
38.9.3	Final	2239
38.9.3.1	Results	2239
38.9.4	Preliminary Round	2240
38.9.4.1	Results	2240
38.10	Women's Slalom	2241
38.10.1	Round Summary	2242
38.10.2	Medallists	2243
38.10.3	Final	2244
38.10.3.1	Results	2244
38.10.4	Preliminary Round	2245
38.10.4.1	Results	2245
38.11	Women's Jump	2246
38.11.1	Round Summary	2247
38.11.2	Medallists	2248
38.11.3	Final	2249
38.11.3.1	Results	2249
38.11.4	Preliminary Round	2250
38.11.4.1	Results	2250
38.12	Women's Wakeboard Freestyle	2251
38.12.1	Round Summary	2252
38.12.2	Medallists	2253
38.12.3	Final	2254
38.12.3.1	Results	2254
38.12.4	Last Chance Qualifiers	2255
38.12.4.1	Results Summary	2255
38.12.5	Semifinals	2256
38.12.5.1	Results Summary	2256





Number of Entries by NOC

As of TUE 25 JUL 2017

	Men					Women					Total Athletes
	Trick	Slalom	Jump	Wakeboard	Total Entries	Trick	Slalom	Jump	Wakeboard	Total Entries	
ARG - Argentina				1	1						1
AUS - Australia	1	1	2	2	6						5
AUT - Austria			1		1						1
BEL - Belgium	1				1	1	1				2
BLR - Belarus	1		1		2	1		1			3
CAN - Canada		1	1	1	3						3
CHI - Chile			1		1	1					2
CHN - People's Republic of China									1	1	1
COL - Colombia		1		1	2						2
CZE - Czech Republic	1	1	1		3						2
DOM - Dominican Republic		1			1						1
ESP - Spain				1	1						1
FIN - Finland								1			1
FRA - France	1			2	3	1	1	1			5
GBR - Great Britain		1	1	1	3				1	1	3
GEO - Georgia	1				1						1
GER - Germany		1	1		2	1	1	1			3
GRE - Greece	1				1			1			2
IRL - Ireland				1	1						1
ISR - Israel				1	1						1
ITA - Italy	1	1	1		3		1	1	2		7
JPN - Japan				1	1			1	2		4
KOR - Republic of Korea				1	1				1	1	2
LAT - Latvia				1	1						1
MEX - Mexico	1	1		1	3				1	1	4
NED - Netherlands									1	1	1
PER - Peru						1				1	1
POL - Poland			1		1						1
POR - Portugal				1	1						1
RUS - Russian Federation			1		1	1	1				3
SUI - Switzerland		1		1	2						2
SVK - Slovakia		1			1						1
SWE - Sweden							1	1	1		3
UKR - Ukraine	1				1						1
USA - United States of America	1			1	2	1	1	1	2		7
Total	11	11	12	18	52	8	7	9	12	36	80



Medallists by Event

As of THU 27 JUL 2017

After 8 of 8 Events

Event Name	Date	Medal	Name	NOC Code
Men's Jump	THU 27 JUL	GOLD	SCHIPNER Bojan	GER
		SILVER	MIRANDA Rodrigo	CHI
		BRONZE	ISAYEU Aliaksandr	BLR
Women's Jump	THU 27 JUL	GOLD	BERDNIKAVA Natallia	BLR
		SILVER	VYMPRANIETSOVA Marie	GRE
		BRONZE	MENESTRINA Jutta	FIN
Men's Wakeboard Freestyle	THU 27 JUL	GOLD	TEZUKA Shota	JPN
		SILVER	YUN Sanghyun	KOR
		BRONZE	FIRER Guy	ISR
Women's Wakeboard Freestyle	THU 27 JUL	GOLD	BUTLER Nicola	USA
		SILVER	LANG Erika	USA
		BRONZE	VIRAG Alice	ITA
Men's Slalom	WED 26 JUL	GOLD	SEDLMAJER Adam	CZE
		SILVER	NEVEU Steve	CAN
		BRONZE	DEGASPERI Thomas	ITA
Women's Slalom	WED 26 JUL	GOLD	KRUEGER Geena	GER
		SILVER	LUCINE Clementine	FRA
		BRONZE	ADRIAENSEN Kate	BEL
Men's Trick	WED 26 JUL	GOLD	BRIANT Josh	AUS
		SILVER	BALLON Pierre	FRA
		BRONZE	FORTAMPS Olivier	BEL
Women's Trick	WED 26 JUL	GOLD	BERDNIKAVA Natallia	BLR
		SILVER	LUCINE Clementine	FRA
		BRONZE	BONNEMANN Giannina	GER



Medal Standings


As of THU 27 JUL 2017

After 8 of 8 Events


Rank	NOC	Men				Women				Total				Rank by Total
		G	S	B	Tot	G	S	B	Tot	G	S	B	Tot	
1	BLR - Belarus			1	1	2			2	2		1	3	=1
1	GER - Germany	1			1	1		1	2	2		1	3	=1
3	USA - United States of America					1	1		2	1	1		2	=4
4	AUS - Australia	1			1					1			1	=7
4	CZE - Czech Republic	1			1					1			1	=7
4	JPN - Japan	1			1					1			1	=7
7	FRA - France		1		1		2		2		3		3	=1
8	CAN - Canada		1		1						1		1	=7
8	CHI - Chile		1		1						1		1	=7
8	GRE - Greece						1		1		1		1	=7
8	KOR - Republic of Korea		1		1						1		1	=7
12	BEL - Belgium			1	1			1	1			2	2	=4
12	ITA - Italy			1	1			1	1			2	2	=4
14	FIN - Finland							1	1			1	1	=7
14	ISR - Israel			1	1							1	1	=7
Total:		4	4	4	12	4	4	4	12	8	8	8	24	

Legend:

= Equal sign indicates that two or more NOCs share the same rank by total **B** Bronze **G** Gold **S** Silver **Tot** Total

Timing and Results provided by  **TISSOT**

RESULTS BOOK



Water Skiing Men's Trick



THE WORLD GAMES
WROCLAW 2017

T+TISSOT
SWISS WATCHES SINCE 1853



Round Summary

As of WED 26 JUL 2017


Rank	Bib	Name	NOC Code	Preliminaries		Final	
				Result	Rank	Result	Rank
1	36	BRIANT Josh	AUS	10510	1	10990	1
2	11	BALLON Pierre	FRA	8130	6	10220	2
3	12	FORTAMPS Olivier	BEL	7800	8	9520	3
4	57	PLYTAS Nikolas	GRE	9140	3	9200	4
5	60	BENATTI Nicholas	ITA	8510	5	8670	5
6	45	FONT Patricio	MEX	7810	7	7650	6
7	13	ZHARNASEK Aliaksei	BLR	8660	4	7520	7
8	31	KOLMAN Martin	CZE	9450	2	4760	8
9	58	FILCHENKO Danylo	UKR	6940	9		
10	20	PICKOS Adam	USA	4190	10		
11	27	GURALIA Genadi	GEO	2000	11		



Medallists

As of WED 26 JUL 2017

Medal	Name	NOC
GOLD	BRIANT Josh	AUS - Australia
SILVER	BALLON Pierre	FRA - France
BRONZE	FORTAMPS Olivier	BEL - Belgium



Results

Rank	Name	NOC Code	Result	Remark
1	BRIANT Josh	AUS	10990	
2	BALLON Pierre	FRA	10220	
3	FORTAMPS Olivier	BEL	9520	
4	PLYTAS Nikolas	GRE	9200	
5	BENATTI Nicholas	ITA	8670	
6	FONT Patricio	MEX	7650	
7	ZHARNASEK Aliaksej	BLR	7520	
8	KOLMAN Martin	CZE	4760	




Results


Rank	Name	NOC Code	Result	Remark
1	BRIANT Josh	AUS	10510	Q
2	KOLMAN Martin	CZE	9450	Q
3	PLYTAS Nikolas	GRE	9140	Q
4	ZHARNASEK Aliaksei	BLR	8660	Q
5	BENATTI Nicholas	ITA	8510	Q
6	BALLON Pierre	FRA	8130	Q
7	FONT Patricio	MEX	7810	Q
8	FORTAMPS Olivier	BEL	7800	Q
9	FILCHENKO Danylo	UKR	6940	
10	PICKOS Adam	USA	4190	
11	GURALIA Genadi	GEO	2000	

Legend:

Q Qualified

Timing and Results provided by  **TISSOT**

RESULTS BOOK



Water Skiing Men's Slalom



THE WORLD GAMES
WROCLAW 2017

T+TISSOT
SWISS WATCHES SINCE 1853




Round Summary

As of WED 26 JUL 2017

Rank	Bib	Name	NOC Code	Preliminaries	Final
				Rank	Rank
1	32	SEDLMAJER Adam	CZE	2	1
2	15	NEVEU Steve	CAN	1	2
3	37	DEGASPERI Thomas	ITA	6	3
4	14	AMBROSI Sandro	MEX	5	4
5	16	BARTALSKY Martin	SVK	8	5
6	24	STADLBAUR Beny	SUI	6	6
7	44	PIGOZZI Robert	DOM	9	7
8	29	ADAMS Nick	AUS	3	8
9	47	CORREA Santiago	COL	4	9
	19	SCHIPNER Bojan	GER	DNS	
	21	CRITCHLEY Jack	GBR	DNS	

Legend:

DNS Did Not Start


Timing and Results provided by  **TISSOT**



Medallists

As of WED 26 JUL 2017

Medal	Name	NOC
GOLD	SEDLMAJER Adam	CZE - Czech Republic
SILVER	NEVEU Steve	CAN - Canada
BRONZE	DEGASPERI Thomas	ITA - Italy



Results

Rank	Name	NOC Code	Result	Remark
1	SEDLMAJER Adam	CZE	3.00/58/10.75	
2	NEVEU Steve	CAN	3.00/58/10.75	
3	DEGASPERI Thomas	ITA	1.00/58/10.75	
4	AMBROSI Sandro	MEX	5.50/58/11.25	
5	BARTALSKY Martin	SVK	4.50/58/11.25	
6	STADLBAUR Beny	SUI	4.00/58/11.25	
7	PIGOZZI Robert	DOM	4.00/58/11.25	
8	ADAMS Nick	AUS	3.00/58/11.25	
9	CORREA Santiago	COL	0.50/58/11.25	



Results

Rank	Name	NOC Code	Result	Remark
1	NEVEU Steve	CAN	2.00/58/12.00	Q
2	SEDLMAJER Adam	CZE	1.00/58/12.00	Q
3	ADAMS Nick	AUS	3.50/58/13.00	Q
4	CORREA Santiago	COL	3.00/58/13.00	Q
5	AMBROSI Sandro	MEX	5.00/58/18.25	Q
6	DEGASPERI Thomas	ITA	3.00/58/18.25	Q
6	STADLBAUR Beny	SUI	3.00/58/18.25	Q
8	BARTALSKY Martin	SVK	2.50/58/18.25	Q
9	PIGOZZI Robert	DOM	1.00/58/18.25	Q
DNS	SCHIPNER Bojan	GER		DNS
DNS	CRITCHLEY Jack	GBR		DNS


Legend:

DNS Did Not Start

Q Qualified

Timing and Results provided by  **TISSOT**

RESULTS BOOK



Water Skiing Men's Jump



THE WORLD GAMES
WROCLAW 2017

T+TISSOT
SWISS WATCHES SINCE 1853



Round Summary

As of THU 27 JUL 2017

Rank	Bib	Name	NOC Code	Preliminaries		Final	
				Result	Rank	Result	Rank
19		SCHIPNER Bojan	GER	60.3	2	64.6	1
33		MIRANDA Rodrigo	CHI	58.4	7	62.8	2
28		ISAYEU Aliaksandr	BLR	60.1	3	62.4	3
22		MOROZOV Igor	RUS	58.8	6	62.2	4
32		SEDLMAJER Adam	CZE	59.7	4	59.7	5
59		SPINELLI Luca	ITA	59.1	5	59.7	6
25		KOESTENBERGER Claudio	AUT	57.0	8	58.5	7
21		CRITCHLEY Jack	GBR	60.5	1	58.2	8
26		PARADIS Alex	CAN	56.0	9		
53		WALLENT Josh	AUS	54.9	10		
17		BORYSEWICZ Kamil	POL	54.1	11		
36		BRIANT Josh	AUS	52.0	12		



Medallists

As of THU 27 JUL 2017

Medal	Name	NOC
GOLD	SCHIPNER Bojan	GER - Germany
SILVER	MIRANDA Rodrigo	CHI - Chile
BRONZE	ISAYEU Aliaksandr	BLR - Belarus



Results


Rank	Name	NOC Code	Result [m]	Remark
1	SCHIPNER Bojan	GER	64.6	
2	MIRANDA Rodrigo	CHI	62.8	
3	ISAYEU Aliaksandr	BLR	62.4	
4	MOROZOV Igor	RUS	62.2	
5	SEDLMAJER Adam	CZE	59.7	
6	SPINELLI Luca	ITA	59.7	
7	KOESTENBERGER Claudio	AUT	58.5	
8	CRITCHLEY Jack	GBR	58.2	



Results

Rank	Name	NOC Code	Result [m]	Remark
1	CRITCHLEY Jack	GBR	60.5	Q
2	SCHIPNER Bojan	GER	60.3	Q
3	ISAYEU Aliaksandr	BLR	60.1	Q
4	SEDLMAJER Adam	CZE	59.7	Q
5	SPINELLI Luca	ITA	59.1	Q
6	MOROZOV Igor	RUS	58.8	Q
7	MIRANDA Rodrigo	CHI	58.4	Q
8	KOESTENBERGER Claudio	AUT	57.0	Q
9	PARADIS Alex	CAN	56.0	
10	WALLENT Josh	AUS	54.9	
11	BORYSEWICZ Kamil	POL	54.1	
12	BRIANT Josh	AUS	52.0	

RESULTS BOOK



Water Skiing Men's Wakeboard Freestyle



THE WORLD GAMES
WROCLAW 2017

T+TISSOT
SWISS WATCHES SINCE 1853




Round Summary

As of THU 27 JUL 2017

Rank Name	NOC Code	Quarterfinals		LCQ		Semifinals		Final	
		Result	Rank	Result	Rank	Result	Rank	Result	Rank
TEZUKA Shota	JPN	59.00	1			83.33	1	87.89	1
YUN Sanghyun	KOR	53.33	2			75.78	1	76.22	2
FIRER Guy	ISR	45.00	2			71.67	2	70.89	3
PEREZ Beto	MEX	45.22	1			54.56	3	56.89	4
VELEZ Juan Martin	COL	34.89	4	48.22	1	55.44	2	46.22	5
O'CAOIMH David	IRL	57.22	1			70.78	3	19.22	6
de PALMA Alejo	ARG	39.22	3	42.78	1	42.78	4		
LANGLOIS Lucas	FRA	41.56	2			10.44	5		
NOTT Dan	GBR	51.22	2			45.67	5		
POWERS Dan	USA	46.56	1			53.56	4		
DANIEL Mitch	AUS	38.11	4	36.67	3				
COTTON Mike	AUS	41.22	3	36.22	4				
McMILLIN Robbie	CAN	35.67	3	40.89	2				
CORRAND Bryce	FRA	31.56	4	35.22	4				
LINAVSKIS Roberts	LAT	31.44	5	30.67	5				
BERNARDO Branco	POR	34.67	4	37.89	3				
DARWIN Jordan	ESP	29.11	5	30.78	5				
HUSER Jamie	SUI	36.78	3	41.11	2				

Legend:
LCQ Last Chance Qualifiers

Timing and Results provided by  **TISSOT**



Medallists

As of THU 27 JUL 2017

Medal	Name	NOC
GOLD	TEZUKA Shota	JPN - Japan
SILVER	YUN Sanghyun	KOR - Republic of Korea
BRONZE	FIRER Guy	ISR - Israel



Results

Rank	Name	NOC Code	Seeding	Total	Remark
1	TEZUKA Shota	JPN		87.89	
2	YUN Sanghyun	KOR		76.22	
3	FIRER Guy	ISR		70.89	
4	PEREZ Beto	MEX		56.89	
5	VELEZ Juan Martin	COL		46.22	
6	O'CAOIMH David	IRL		19.22	



Results Summary

Heat 1


Rank	Name	NOC Code	Seeding	Total	Remark
1	YUN Sanghyun	KOR		75.78	Q
2	VELEZ Juan Martin	COL		55.44	Q
3	PEREZ Beto	MEX		54.56	Q
4	POWERS Dan	USA		53.56	
5	NOTT Dan	GBR		45.67	

Heat 2

Rank	Name	NOC Code	Seeding	Total	Remark
1	TEZUKA Shota	JPN		83.33	Q
2	FIRER Guy	ISR		71.67	Q
3	O'CAOIMH David	IRL		70.78	Q
4	de PALMA Alejo	ARG		42.78	
5	LANGLOIS Lucas	FRA		10.44	

Legend:

Q Qualified

Timing and Results provided by  **TISSOT**



Results Summary


Heat 1

Rank	Name	NOC Code	Seeding	Total	Remark
1	de PALMA Alejo	ARG		42.78	Q
2	McMILLIN Robbie	CAN		40.89	
3	DANIEL Mitch	AUS		36.67	
4	CORRAND Bryce	FRA		35.22	
5	LINAVSKIS Roberts	LAT		30.67	

Heat 2

Rank	Name	NOC Code	Seeding	Total	Remark
1	VELEZ Juan Martin	COL		48.22	Q
2	HUSER Jamie	SUI		41.11	
3	BERNARDO Branco	POR		37.89	
4	COTTON Mike	AUS		36.22	
5	DARWIN Jordan	ESP		30.78	

Legend:
Q Qualified

Timing and Results provided by  **TISSOT**



Results Summary

Heat 1

Rank	Name	NOC Code	Seeding	Total	Remark
1	POWERS Dan	USA		46.56	Q
2	FIRER Guy	ISR		45.00	Q
3	McMILLIN Robbie	CAN		35.67	R
4	BERNARDO Branco	POR		34.67	R

Heat 2

Rank	Name	NOC Code	Seeding	Total	Remark
1	PEREZ Beto	MEX		45.22	Q
2	LANGLOIS Lucas	FRA		41.56	Q
3	COTTON Mike	AUS		41.22	R
4	DANIEL Mitch	AUS		38.11	R

Heat 3

Rank	Name	NOC Code	Seeding	Total	Remark
1	O'CAOIMH David	IRL		57.22	Q
2	YUN Sanghyun	KOR		53.33	Q
3	HUSER Jamie	SUI		36.78	R
4	CORRAND Bryce	FRA		31.56	R
5	LINAVSKIS Roberts	LAT		31.44	R

Heat 4


Rank	Name	NOC Code	Seeding	Total	Remark
1	TEZUKA Shota	JPN		59.00	Q
2	NOTT Dan	GBR		51.22	Q
3	de PALMA Alejo	ARG		39.22	R
4	VELEZ Juan Martin	COL		34.89	R
5	DARWIN Jordan	ESP		29.11	R

Legend:

Q Qualified R Qualified for Last Chance Qualifiers

Timing and Results provided by  TISSOT

RESULTS BOOK



Water Skiing Women's Trick



THE WORLD GAMES
WROCLAW 2017

T+TISSOT
SWISS WATCHES SINCE 1853



Round Summary

As of WED 26 JUL 2017

Rank	Bib	Name	NOC Code	Preliminaries		Final	
				Result	Rank	Result	Rank
56		BERDNIKAVA Natallia	BLR	8060	2	8720	1
45		LUCINE Clementine	FRA	7750	3	8250	2
54		BONNEMANN Giannina	GER	4840	6	7920	3
64		GAY Anna	USA	9020	1	7850	4
55		CUGLIEVAN Natalia	PER	6560	4	5460	5
65		GONZALEZ Valentina	CHI	6070	5	3970	6
48		CHURAKOVA Tatiana	RUS	4790	7		
50		ADRIAENSEN Kate	BEL	4140	8		



Medallists


As of WED 26 JUL 2017

Medal	Name	NOC
GOLD	BERDNIKAVA Natallia	BLR - Belarus
SILVER	LUCINE Clementine	FRA - France
BRONZE	BONNEMANN Giannina	GER - Germany



Results

Rank	Name	NOC Code	Result	Remark
1	BERDNIKAVA Natallia	BLR	8720	
2	LUCINE Clementine	FRA	8250	
3	BONNEMANN Giannina	GER	7920	
4	GAY Anna	USA	7850	
5	CUGLIEVAN Natalia	PER	5460	
6	GONZALEZ Valentina	CHI	3970	




Results


Rank	Name	NOC Code	Result	Remark
1	GAY Anna	USA	9020	Q
2	BERDNIKAVA Natallia	BLR	8060	Q
3	LUCINE Clementine	FRA	7750	Q
4	CUGLIEVAN Natalia	PER	6560	Q
5	GONZALEZ Valentina	CHI	6070	Q
6	BONNEMANN Giannina	GER	4840	Q
7	CHURAKOVA Tatiana	RUS	4790	
8	ADRIAENSEN Kate	BEL	4140	

Legend:

Q Qualified

Timing and Results provided by  **TISSOT**

RESULTS BOOK



Water Skiing Women's Slalom



THE WORLD GAMES
WROCLAW 2017

T+TISSOT
SWISS WATCHES SINCE 1853



Round Summary

As of WED 26 JUL 2017

Rank	Bib	Name	NOC Code	Preliminaries	Final
				Rank	Rank
1	49	KRUEGER Geena	GER	6	1
2	45	LUCINE Clementine	FRA	1	2
3	50	ADRIAENSEN Kate	BEL	2	3
4	51	SHEVKUNOVA Alisa	RUS	4	4
5	61	DUMALA Samantha	USA	7	5
6	63	MOSTI Marina	ITA	4	6
7	66	EDEBACK Hanna	SWE	3	7



Medallists

As of WED 26 JUL 2017

Medal	Name	NOC
GOLD	KRUEGER Geena	GER - Germany
SILVER	LUCINE Clementine	FRA - France
BRONZE	ADRIAENSEN Kate	BEL - Belgium



Results

Rank	Name	NOC Code	Result	Remark
1	KRUEGER Geena	GER	2.00/55/11.25	
2	LUCINE Clementine	FRA	5.00/55/12.00	
3	ADRIAENSEN Kate	BEL	5.00/55/12.00	
4	SHEVKUNOVA Alisa	RUS	5.00/55/12.00	
5	DUMALA Samantha	USA	4.00/55/12.00	
6	MOSTI Marina	ITA	3.50/55/12.00	
7	EDEBACK Hanna	SWE	0.00/55/18.25	



Results


Rank	Name	NOC Code	Result	Remark
1	LUCINE Clementine	FRA	1,00/55/13.00	Q
2	ADRIAENSEN Kate	BEL	0,00/55/13.00	Q
3	EDEBACK Hanna	SWE	4,00/55/18.25	Q
4	MOSTI Marina	ITA	3,00/55/18.25	Q
4	SHEVKUNOVA Alisa	RUS	3,00/55/18.25	Q
6	KRUEGER Geena	GER	2,00/55/18.25	Q
7	DUMALA Samantha	USA	0,00/55/18.25	Q

Legend:

Q Qualified

Timing and Results provided by  **TISSOT**

RESULTS BOOK



Water Skiing Women's Jump



THE WORLD GAMES
WROCLAW 2017

T+TISSOT
SWISS WATCHES SINCE 1853



Round Summary

As of THU 27 JUL 2017


Rank	Bib	Name	NOC Code	Preliminaries		Final	
				Result	Rank	Result	Rank
56		BERDNIKAVA Natallia	BLR	46.6	1	48.8	1
67		VYMPRANIETSOVA Marie	GRE	46.0	3	48.2	2
70		MENESTRINA Jutta	FIN	46.5	2	47.7	3
52		CHARDIN Nancy	FRA	44.4	4	45.5	4
54		BONNEMANN Giannina	GER	42.1	6	42.7	5
42		GREENWOOD Brittany	USA	42.7	5	40.0	6
69		FRANCKE Lisa	SWE	41.4	7		
68		HIROSAWA Saaya	JPN	40.8	8		
62		PAJNI Marialuisa	ITA	38.4	9		



Medallists

As of THU 27 JUL 2017

Medal	Name	NOC
GOLD	BERDNIKAVA Natallia	BLR - Belarus
SILVER	VYMPRANIETSOVA Marie	GRE - Greece
BRONZE	MENESTRINA Jutta	FIN - Finland



Results


Rank	Name	NOC Code	Result [m]	Remark
1	BERDNIKAVA Natallia	BLR	48.8	
2	VYMPRANIETSOVA Marie	GRE	48.2	
3	MENESTRINA Jutta	FIN	47.7	
4	CHARDIN Nancy	FRA	45.5	
5	BONNEMANN Giannina	GER	42.7	
6	GREENWOOD Brittany	USA	40.0	



Results

Rank	Name	NOC Code	Result [m]	Remark
1	BERDNIKAVA Natallia	BLR	46.6	Q
2	MENESTRINA Jutta	FIN	46.5	Q
3	VYMPRANIETSOVA Marie	GRE	46.0	Q
4	CHARDIN Nancy	FRA	44.4	Q
5	GREENWOOD Brittany	USA	42.7	Q
6	BONNEMANN Giannina	GER	42.1	Q
7	FRANCKE Lisa	SWE	41.4	
8	HIROSAWA Saaya	JPN	40.8	
9	PAJNI Marialuisa	ITA	38.4	

RESULTS BOOK



Water Skiing Women's Wakeboard Freestyle



THE WORLD GAMES
WROCLAW 2017

T+TISSOT
SWISS WATCHES SINCE 1853



Round Summary

As of THU 27 JUL 2017


Rank	Name	NOC Code	Semifinals		Final	
			Result	Rank	Result	Rank
	BUTLER Nicola	USA	45.56	3	66.78	1
	HAN Qiu	CHN	40.89	6		
	LANG Erika	USA	53.11	2	65.44	2
	BRYANT Charlotte	GBR	24.89	4		
	VIRAG Alice	ITA	43.00	5	55.22	3
	KAWAHARA Otoha	JPN	44.22	4		
	YUN Heehyun	KOR	53.45	1	52.33	4
	MORALES Larisa	MEX	21.45	5		
	MEIJER Sanne	NED	21.11	6		
	MUNEYASI Yuzuki	JPN	32.67	2	50.67	5
	DJUPSJO Caroline	SWE	31.22	3		
	VIRAG Chiara	ITA	45.33	1	47.22	6



Medallists

As of THU 27 JUL 2017

Medal	Name	NOC
GOLD	BUTLER Nicola	USA - United States of America
SILVER	LANG Erika	USA - United States of America
BRONZE	VIRAG Alice	ITA - Italy



Results

Rank	Name	NOC Code	Seeding	Total	Remark
1	BUTLER Nicola	USA		66.78	
2	LANG Erika	USA		65.44	
3	VIRAG Alice	ITA		55.22	
4	YUN Heehyun	KOR		52.33	
5	MUNYASI Yuzuki	JPN		50.67	
6	VIRAG Chiara	ITA		47.22	



Results Summary


Heat 1

Rank	Name	NOC Code	Seeding	Total	Remark
1	VIRAG Alice	ITA		43.56	Q
2	KAWAHARA Otoha	JPN		42.34	
3	HAN Qiu	CHN		42.22	
4	DJUPSJO Caroline	SWE		39.44	

Heat 2

Rank	Name	NOC Code	Seeding	Total	Remark
1	BUTLER Nicola	USA		53.78	Q
2	MEIJER Sanne	NED		52.56	
3	BRYANT Charlotte	GBR		45.56	
4	MORALES Larisa	MEX		36.89	

Legend:
Q Qualified

Timing and Results provided by  **TISSOT**



Results Summary

Heat 1

Rank	Name	NOC Code	Seeding	Total	Remark
1	YUN Heehyun	KOR		53.45	Q
2	LANG Erika	USA		53.11	Q
3	BUTLER Nicola	USA		45.56	R
4	KAWAHARA Otoha	JPN		44.22	R
5	VIRAG Alice	ITA		43.00	R
6	HAN Qiu	CHN		40.89	R


Heat 2

Rank	Name	NOC Code	Seeding	Total	Remark
1	VIRAG Chiara	ITA		45.33	Q
2	MUNEYASI Yuzuki	JPN		32.67	Q
3	DJUPSJO Caroline	SWE		31.22	R
4	BRYANT Charlotte	GBR		24.89	R
5	MORALES Larisa	MEX		21.45	R
6	MEIJER Sanne	NED		21.11	R

Legend:

Q Qualified

R Qualified for Last Chance Qualifiers

Timing and Results provided by  TISSOT